ACDC EXPRESS

EVERYTHING ELECTRICAL



CATALOGUE

2025/26

1	AUTOMATION PRODUCTS	Timers, Process Control, Power Monitors, Liquid Level Controllers, Time Switches, Counters, Relays & Bases and Solid State Relays	1.1 - 1.51
2	LEVEL CONTROL & PUMPS	Float Switches, Level Sensors, Flow Switches, Irrigation Controllers, Pressure Switches, Swimming Pool Products and Pumps & Solar Pumps	2.1 - 2.25
3	POWER SUPPLIES, TRANSFORMERS & UPS	Transformers, Variacs, Regulated Power Supplies, DC-DC Converters, Batteries & Battery Chargers, UPS's, AVR's and Power Managers / Voltage Protectors	3.1 - 3.27
4	EV CHARGING	Charging Infrastructure for electric vehicles. Domestic, Commercial, AC & DC Charging Solutions	4.1 - 4.5
5	SOLAR	Solar Lighting Kits, Batteries & Solar Charge Controllers, Solar Panels, Combiner Boxes, On-Grid & Off-Grid Inverters, Home Systems & DC Isolators	5.1 - 5.75
6	MOTOR CONTROL & MOTORS	Soft Starters, Variable Speed Drives, Motor Protection, Motor Starters Contactors, Overloads, Single & 3 Phase Motors	6.1 -6.39
7	CIRCUIT BREAKERS, FUSES & SWITCHGEAR	Ready Boards, Circuit Breakers (MCB & MCCB), Air Circuit Breakers, Isolators, Change Over Switches & Fuse Protection	7.1 -7.53
8	PUSHBUTTONS & PILOT LIGHTS	Pushbuttons, Pilot Lights, Legend Plates, Lamps, Enclosures for Pushbuttons, Rocker & Toggle Switches	8.1 -8.11
9	TERMINALS, INSULATORS & COPPER	Din Rail, Terminals, Terminal Blocks, Insulators, Busbars, Copper & Wire	9.1 -9.25
10	SURGE & NOISE PROTECTION	Surge Protection Devices, Lightning Protection, Line Filters & MOV's	10.1 -10.15
11	INSTRUMENTS & TELEMETRY	Panel Meters, Current Transformers, Network Analysers, Energy Meters, PLC's, Telemetry Systems, Modbus Interfaces , Signal Isolators/Transmitters & Genset Controllers	11.1 -11.35
12	CAPACITORS & PFC	Motor & Lighting Capacitors, Power Factor Controllers, Harmonic Filters, PFC Capacitors and Complete PFC Systems	12.1 - 12.5
13	TEMPERATURE CONTROLS	Thermostats, Temperature Controllers, Temperature Probes, Temperature & Humidity Control, Refrigeration Controllers and Solar Water Heating Controllers	13.1 - 13.11
14	CRANE & VEHICLE CONTROLS	Wired Pendant Stations, Wireless Remote Crane Controls, Worm Drive Limit Switches, DC Contactors and Slip Rings (Collectors)	14.1 - 14.5
15	LIMIT & PRESSURE SWITCHES & SENSORS	Pheumatic equipment, Solenoid Valves, Gauges, Pressure Transmitters, Pressure Switches, Limit Switches, Proximity Sensors and Safety Systems	15.1 - 15.63
16	AUDIO & VISUAL ALARMS	Speakers, PA Systems, Fire Protection, Sounders, Beacons, Sirens and Tower Lights	16.1 - 16.23
17	AUTOMOTIVE	Traffic Lights, Light Bars, DC Worklights, LED & HID Auto Lamps, Solar Road Marking, Aviation Obstacle Lights & Marine Navigation Lights	17.1 - 17.13
18	HAZARDOUS AREAS & MINING	Robust & Explosion Proof Lighting, Enclosures, Limit Switches, Control Stations, Starters, Gulley Boxes, Beacons & Sounders and Telephones	18.1 - 18.43
19	TEST INSTRUMENTS, TOOLS & GENSETS	Test Instruments, Power Quality Analysers, Measuring Equipment & Tools, Tool Boxes, Hand Tools, Power Tools, Step Ladders, Welders, Generators and Ladders	19.1 - 19.65
20	WIRING ACCESSORIES	Sockets & Switches, Plug Tops & Adaptors, Extension Cords, Cable Connectors & Joints, Cable Marking, Cable Routing Systems, Wiring Consumables, Adhesives and Sprays	20.1 - 20.103
21	ELECTRONICS	Terminals, Heatsinks, LED's, Rectifiers, Appliance Plugs & Sockets and Multi-Pole Connectors	21.1 - 21.7
22	ENCLOSURES & FITTINGS	Panel Locks & Hinges, Safety Lockout, Stainless Steel, Mild Steel & Plastic Enclosures & Distribution Boards, Kiosks, Meter Boxes and 19" Racks	22.1 - 22.31
23	GEWISS	Enclosures & Distribution Boards, Conduit, Isolators, IEC309 Plugs & Sockets, Circuit Breakers, Chorus & 20 System Sockets, Switches, Intercom Systems and Lighting	23.1 - 23.57
24	LIGHTING	Highbays, Flood Lights, Street Lights, Domestic & Commercial Lighting, Decorative Lighting, LED, CFL, Discharge & Induction Light Sources	24.1 - 24.179
25	FANS, BUG KILLERS & HYGIENE	Ceiling Fans, Domestic & Industrial Fans, Extractor Fans, Heaters, Underfloor Heating, Insect Killers, Hygiene Products, Instant Water Heaters, Taps and Water Dispensers	25.1-25.25
26	SECURITY	Smart Security Systems, Intercoms & Access Control Systems, Alarm Systems, Camera & Recording Systems, Gate Motors & Electric Fencing	26.1 - 26.45
27	DIGITAL VIDEO SYSTEMS	TV & Satellite Equipment & Accessories, Networking Equipment, Coaxial Cable & Connectors, Commercial & Hospitality Video Systems, Optic Fibre Tools & Accessories	27.1 - 27.17
28	TECHNICAL INFORMATION	Technical Information & Index	28.1 - 28.21

Congratulations!

You are holding the best electrical catalogue in the industry — an indispensable tool for professionals who demand the highest quality. This isn't just a catalogue; it's the heart of our industry, packed with the innovative solutions and cutting-edge technology that have made ACDC Dynamics a pioneer in electrical excellence.

ACDC Dynamics: Powering Innovation and Sustainability - At ACDC Dynamics, we don't just deliver electrical solutions—we empower you with innovative, reliable, and sustainable technologies that shape the future. With decades of experience, we have evolved into a trailblazer in the electrical field, offering world-class products and services that drive efficiency across diverse sectors.

Comprehensive Solutions for Every Sector

Our product portfolio spans everything from cables, circuit breakers, and lighting fixtures to motors, transformers, and beyond. We work with globally recognized manufacturers, ensuring that every product meets the most stringent international standards. Our commitment to quality guarantees that each solution not only performs but excels in delivering optimal results.

Driving Progress Through Expertise

At the core of ACDC Dynamics is our team of industry experts, whose deep understanding of electrical engineering and commitment to innovation drive us forward. We offer bespoke solutions designed to meet the specific needs of each project, ensuring superior performance, safety, and efficiency at every level.

Our Customer-First Approach

We understand that every client is unique, which is why we prioritize long-term partnerships. From initial consultation to post-installation support, we provide unmatched service, technical guidance, and design assistance that adapts to the changing needs of our customers. Your success is our mission.

Leading the Way in Sustainability

At ACDC Dynamics, we're committed to a sustainable future. Our focus on energy-efficient and eco-friendly technologies not only reduces our customers' carbon footprint but also contributes to the global push for environmental responsibility. By choosing us, you're aligning with a partner who actively promotes green innovation and responsible energy use.

A Legacy of Excellence, A Vision for Tomorrow

As we continue to expand our global reach with five regional branches, over 40 ACDC Express franchises, and more than 70 partners, ACDC Dynamics remains focused on the future—providing the solutions that will power progress in the decades to come. With us, you get more than products—you gain a partner in innovation.

Powering the world, powering your future.



Mario Maio
CEO

ACDC DYNAMICS
THINK ELECTRICAL



AUTOMATION

1

Welcome to our advanced Automation product catalogue, where innovation meets efficiency to set new industry standards. Discover precision robotics, advanced control systems, and more, designed to streamline operations and boost productivity across sectors.

TIMERS











Type	Unequal Repeating & Two-Shot Timer		Delay On				Interval			Equal Repeating		Delay Off No Power		
Code	UP1/M UP1/MV	UP2/M UP2/MV	DP1*	DP2*	DP3*	DP4*	IP1*	IP2*	IP3	EP1*	EP2*	DDP1	DDP2	DDP3
Outputs	SPDT	DPDT	SPDT	DPDT	SPDT +INST	3 x c/o	SPDT	DPDT	SPDT +INST	SPDT	DPDT	SPDT	DPDT	SPDT +INST
Mode of Operation	Multi range timer **Time Ranges:** 0.15s to 10s 1s to 60s 1.5s to 100s 10s to 10m 1m to 60m 10m to 10hr Selectable by DIP switches 1, 2, 3 & 4 at rear of timer. Timing functions: Unequal repeating (off first) Unequal repeating (on first) Two-shot (off first) Two-shot (on first) Selectable by DIP switches 5 & 6 at rear of timer. **UP1/MV & UP2/MV:** Multivolt range 24-250VAC/DC		Upon application of the supply voltage the delay time period begins and the power LED lights up. On the expiry of the set time the relay LED will light up and the relay will operate and will not release until the supply voltage is disconnected. **DP3:** Output relay A is instantaneous.				Upon application of the supply voltage the relay operates, the power and relay LED lights up and the time period begins. On the expiry of the set time, the relay releases and will not operate again, until the supply is re-applied. **IP3:** Output relay A is instantaneous.			Upon application of the supply voltage the relay operates and the ON time period starts. After the ON period has expired the relay releases and an equal OFF time period starts. This equal operation continues until the supply voltage is disconnected.		No power required delay off function. Upon application of the supply voltage the relay operates. When the supply voltage is disconnected the time period starts and at the end of the time period the relay releases, the time is reset and the relay remains released until the supply voltage is reapplied. For time ranges above 600 sec there is a built-in battery. ***This timer is not to be used for short pulses, as battery requires 24H to recharge. Use IAP1or 2.***		
Connection Diagram Note: Standard stock is 11 Pin. 8 Pin available on order	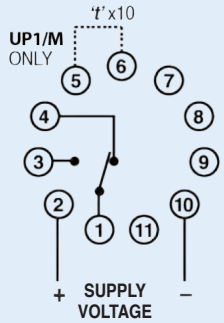 11 Pin SPDT		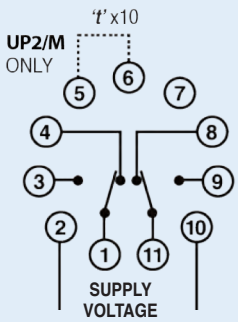 11 Pin DPDT				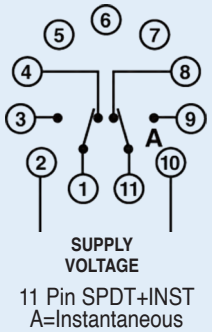 11 Pin SPDT+INST A=Instantaneous Contact			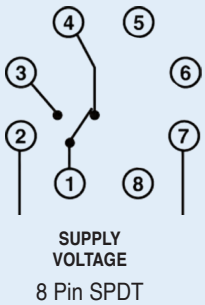 8 Pin SPDT		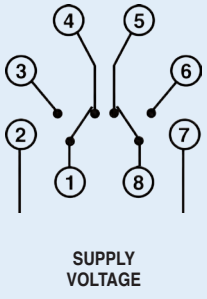 8 Pin DPDT		
Supply AC Multi-Volt Supply DC	Galvanic isolation with internal transformer 12, 24, 48, 115, 230, 400, 525VAC ±15% (Test volts 2kV) 24 - 250VAC/DC (available only on models marked *) 12, 24, 48VDC													
Specification	Range accuracy: ±5% Repeatability: 1% Scale accuracy: ±5% Reset time: 300mSec Operating temperature: -20 to 70°C						Power consumption AC: 1.5VA DC: 100mA @ 12VDC Contact rating SPDT: 10A 250VAC DPDT: 5A 250VAC For external potentiometer: use 1MΩ							

See Page 1.6 for Time Ranges

©ACDC Dynamics

TIMERS



Multi-Range Multi-Function

MFMR | **MFMRV**

DPDT

Time Ranges:
0.02 to 1s; 0.15 to 10s
1s to 60s; 10s to 600s
1m to 60m; 10m to 10h
22m to 24h; 3h45m to 240h

Selectable by DIP switches 1, 2 & 3 at rear of timer.

Functions:
Delay on (**DP2**)
Delay on pulse start (**DAP2**)
Interval timer (**IP2**)
Interval timer pulse start (**IAP2**)
Equal repeating timer (**EP2**) OFF first
Equal repeating timer (**EP2**) ON first

Selectable by DIP switches 4 & 5 at rear of timer.

MFMRV: Multivolt supply 24-250VAC/DC

External POT 100K

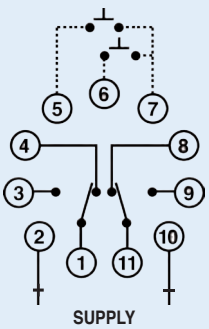



Dual Timers

DP/DP | **DP/DP/S/R** | **DP/IP**

2 x SPDT

OUTSTANDING VALUE, TWO TIMERS IN ONE!

DP/DP
Two delay on timers sharing common power supply. Independently adjustable.

DP/IP
One delay on timer and interval timer sharing common power supply. Independently adjustable.

DP/DP/S/R
Dual Delay on Timers
1st Timer 60s
2nd Timer 10s

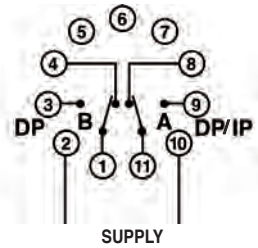



Forward Reverse Timer (Multi-Range)

WM1/M

SPDT

Function: When the power is applied the contact between 1 & 4 closes. The contact remains closed for an adjustable forward or ON time period. It then opens for an adjustable pause or OFF time period. After the pause delay, contacts 1 & 3 close and remain closed for a reverse or ON time (same as the forward time). After the reverse period the contact between 1 & 3 opens for the pause time. This cycle is repeated until supply is removed.

DIP Switches 1 to 5: On Pause & Time Ranges:

0.15s to 10s	1.5s to 100s
1s to 1m	10s to 10m
10s to 10m	100s to 100m
1m to 1h	10m to 10h

DIP switch 6: OFF. Pause period first. ON: on period first. External POT 100K

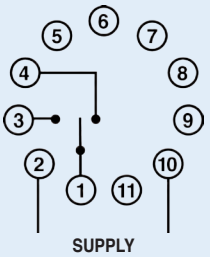



Percentage Timer

PP1

SPDT

Upon application of the supply voltage the OFF time starts. At the end of the OFF time the relay operates and stays in operation for the remaining on time. Thereafter it returns to the OFF position. ie. The total OFF and ON period is equal to the full time. This recycling operation will continue until the supply voltage is removed.

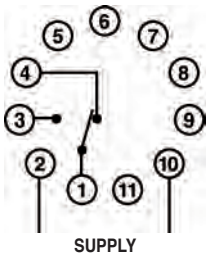



Delay on Pulse Start

DAP1 | **DAP2**

SPDT | DPDT

Start switch between 5 & 7: Apply supply voltage. Upon the closure of switch 5 & 7 the timing period starts, irrespective of whether the start switch is closed or not. After the set time the relay will operate. To repeat this function supply voltage must be removed and re-applied again.

Start switch between 6 & 7: Apply supply voltage. Upon closure of switch 6 & 7 nothing happens. The timing period will only start when the switch between 6 & 7 has opened, upon opening the timing period begins. After the set time the relay will operate.

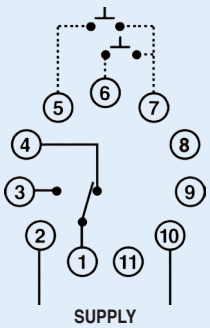



Interval Pulse Start

IAP1* | **IAP2***

SPDT | DPDT

Start switch between 5 & 7: Apply supply voltage. Upon the closure of switch between 5 & 7 the relay operates and the time period starts. When the set time has expired the relay releases irrespective of whether the start switch is still closed or not.

Start switch between 6 & 7: Apply supply voltage. Upon closure of start switch between 6 & 7 the relay operates. The time period ONLY STARTS from the break of the switch.

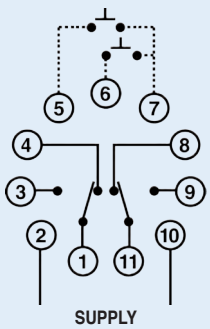

Galvanic isolation with internal transformer 12, 24, 48, 115, 230, 400, 525VAC ±15% (Test volts 2kV)
Multivolt 24-250VAC/DC (available only on models marked*).
12, 24, 48VDC

Specification					
	Range accuracy:	±5%	Power consumption	AC:	1.5VA
	Repeatability:	1%		DC:	100mA @ 12VDC
	Scale accuracy:	±5%	Contact rating	SPDT:	10A 250VAC
	Reset time:	300mSec		DPDT:	5A 250VAC
	Operating temperature:	-20 to 70°C	For external potentiometer: use 1MΩ		

©ACDC Dynamics
©ACDC Dynamics

See Page 1.6 for Time Ranges

TIMERS













Type	Star-Delta Timer	One-shot Timer			Triac Flasher		Relay Flasher			Defrost Timer		Repeating Pulse	
Code	SDP1	OSP1	OSP1/S	OSP2	TFP1	TFP2	RFP1	RFP1/A	RFP2	DET1	DET1/F	RP1	RP1/R/PS
Outputs	SPDT	SPDT		DPDT	Triac Output		SPDT		DPDT	WITHOUT FAN DELAY	WITH FAN DELAY	SPDT	
Operation Mode	When supply voltage is applied connection between Pin 1 & Pin 4 is made. The time period starts for Star connection. After the Star set time has elapsed connection between Pin 1 & 4 is opened and stays in a neutral position for 100mS. After the 100mS pause connection is made between pin 1 & 3 for the Delta contactor.	LINK:5-6: Pulse on energisation LINK 6-7: Pulse on de-energisation. When the power is applied the relay operates for 0.5 sec. When power is de-energised the relay operates for 0.5 sec. **OSP1/S** High Speed Pulse Input.			**TFP1** (230VAC only) Upon applying the supply the lamp will flash with an equal on and off time until the supply is removed. This on and off time is adjustable from 0.02 - 1 sec. **TFP2** (230VAC only) Upon applying the supply, lamp 1 will switch on then switch off and then lamp 2 will switch on. This on and off time is adjustable from 0.02 - 1 sec. **Triac:** 1000W (4A) @ 250VAC		**RFP1** On applying the supply, the lamp will flash with a fixed equal on and off time of 0.5 sec. This will continue until the supply is removed. Can be used to switch one lamp or two alternating lamp circuits. **RFP1/A** As per **RFP1** except that the equal on and off time is adjustable from 0.02 to 3 sec. **RFP2** Fixed 90F/M 2 c/o			Upon application of supply voltage, cooling cycle starts, (4, 6, 8 or 12 hrs) followed by defrost cycle (1-60min). LINK 5-6: As above except defrost cycle starts first. **DET1/F**: Is for freezer rooms and has additional relay for fan delay (6-360 Sec). LEDs "defrost on" "fan on". Dip switch selection: cycle times 4 hour 6 hour 8 hour 12 hour		Upon application of the supply voltage the delay period begins. On expiry of the set time, the relay pulses on for 0.5 sec and a new time period begins. This repeating pulse continues until the supply voltage is disconnected. **RP1/R/PS** With Remote Potentiometer	
Connection Diagram	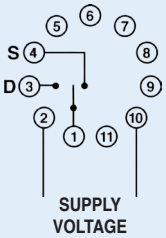	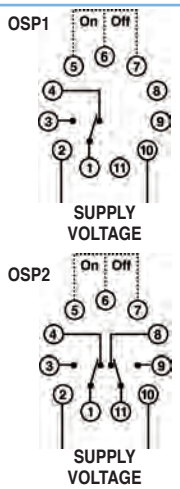			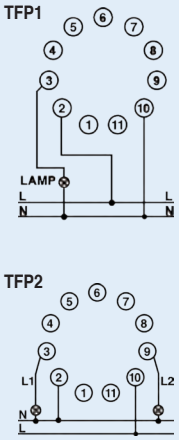		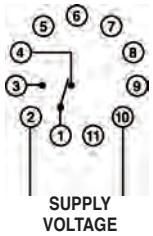			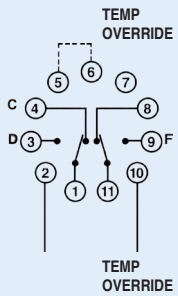		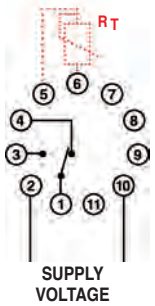 RT for RP1/R/PS only	
Supply AC	Galvanic isolation with internal transformer 12, 24, 48, 115, 230, 400, 525VAC ±15% (Test volts 2kV)												
Supply DC	12, 24, 48VDC												
Specification	Output Rating: SPDT: 10A @ 250VAC DPDT: 5A @ 250VAC Triac: 1000W (4A) @ 250VAC						Power Consumption: AC 1.5VA DC 100mA @ 12VDC						

See Page 1.6 for Time Ranges

©ACDC Dynamics

		FAILSAFE DESIGN 						
Type	**Alarm Relay 3I/P / 3O/P**	**Thermistor Relay**	**Single & Dual Alarm Relay**		**Differential Relay**		**Signal Converter**	
Code	**AL3**	**TH1**	**SAR1**	**DAR2**	**DIR**	**DIRV**	**SIC1†**	**SIC2†**
Outputs	4 x SPST	SPDT	SPDT	DPDT	SPDT		4-20mA	0-10V
Operation Mode	On closing of any input contact, the corresponding output relay and hooter will energise. By using a common flasher connect to Pin 11 lamp 1 will flash. By pressing the accept button the lamp will steady and remain on until the fault is removed, and the hooter will stop. More alarms can be added by merely commoning up more modules with no restriction. Pins to be common when expanding; 11,10, 9, 7 and common of hooter.	The relay is normally energised, when one of the thermistors reaches tripping temperature the relay de-energises. The relay will energise when the temperature drops to below trip level. **Latch facility** Link Pins 7-9. Relay remains de-energised after tripping. To reset, break supply voltage or operate N/C external reset device connected to Pins 7-9.	**SAR1: Single trip point** **DAR2: Two trip point** (2 relay outputs independently adjustable) The relay is normally de-energised and will energise when the input signal reaches the set level, set by a potentiometer. The relay will de-energise when the input signal drops below the set level by 3% The second alarm relay operates the same but set at a different trip level.		This module provides a relay output with high and low set points from an analogue instrument signal. The output relay will energise on the high set point and de-energise on the low setpoint offering a wide adjustable differential. When more than one unit is used in series and the supply is DC, an isolator must be used for each unit: **ISO-12VDC** **ISO-24VDC**		The Signal Converter modules convert various input signals to a 4-20mA or 0-10V DC signal. They are intended for use with all PLC and other instrumentation systems. **†Input selection** **A:** 0-5 Amps AC/DC **B:** 0-1 Amps AC/DC **R:** Ohms **V:** Voltage range AC/DC **Calibration:** For field calibration, energise module and set input to maximum. Adjust SPAN until output is 20mA/10V. Set input to minimum requirement and adjust ZERO until output is 4mA/0V. Calibration is complete. Red LED: Power on.	
Connection Diagram	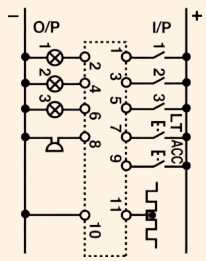	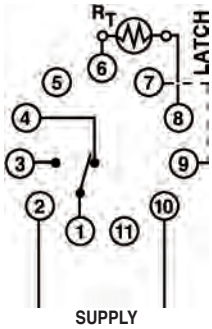	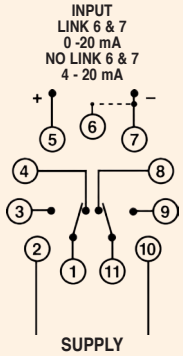		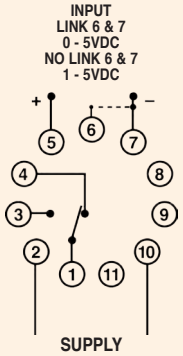		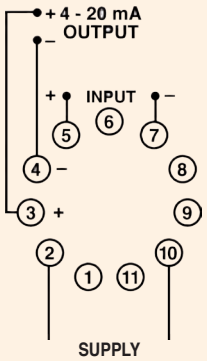	
Specification	Lamp test Pin 7 Alarm accept Pin 9 Hooter Pin 8 To be utilised with relay flasher **RFP1** to Pin 11	Tripping resistance 1.2kΩ No. of thermistors to be connected in series not to exceed 1kΩ	Input signal: 4 - 20mA 0 - 20mA or 0 - 5VDC 1 - 5VDC		Input signal: 4 - 20mA 0 - 20mA } **DIR** or 0 - 5VDC 1 - 5VDC } **DIRV**		Inputs: **SIC*A:** 0-5 Amps, AC/DC **SIC*B:** 0-1 Amps, AC/DC **SIC*R:** 1-20kΩ **SIC*V 10V:** 0-10V, AC/DC **SIC*V 150V:** 0-150V, AC/DC **SIC*V 300V:** 0-300V, AC/DC **SIC*V 600V:** 0-600V, AC/DC * 1: for 4-20mA. 2: 0-10V output	
Power Consumption	DC: 600mA @12VDC	AC ± 1.5VA						
Supply AC	Not Available	Galvanic isolation with internal transformer 12, 24, 48, 115, 230, 400, 525VAC ±15% (Test volts 2kV)						
Supply DC	12, 24VDC, 48VDC	12, 24, 48VDC						
Contact Rating	SPDT: 10A @ 250VAC DPDT: 5A @ 250VAC							

©ACDC Dynamics

								
Type	**Namur Sensor Relay**	**Pivot Shut Down Relay**	**Centre Pivot Shut Down**	**Three Start Attempt Relay**	**Pulse Counter**		**Signal Isolator (Transducer)**	
Code	**NS1**	**VCT1**	**EVCT1**	**TSAP1**	**CO1**	**COT1**	**Input**	**Output**	**Code**
Outputs	SPDT	SPDT	SPDT	Start: SPDT Alarm: SPDT	SPDT		4-20mA	4-20mA	**SI-1A**
Mode of Operation	The Namur sensor relay converts the changing current of an Inductive or Capacitive Namur sensor into a relay switching. The sensor can be connected between 5 & 6 to energise the relay when the sensor is activated, or between 6 & 7 to energise the relay when the sensor is deactivated. See pages 15.20 or 15.24 for Namur sensors.	For use with centre pivot irrigation systems to prevent overwatering of the field. On application of voltage, the output relay energises for the adjustable start up delay period. Once running, if the pivot arm motors do not draw a minimum adjustable current within an adjustable time (usually 3 minutes for 20% watering), the output contact de-energises, switching off the Pump Start circuit.	Popular **VCT1** 11 Pin Plug in module mounted in an easy connect box. Add on kit to the existing centre pivot control panel to prevent overwatering should the pivot arm get stuck or the percentage timer misfunction. Supplied with **CT-5** with flying leads for simple installation.	Upon application of the supply voltage, the 'start' relay operates for a set 'on' duration followed by a set 'dwell' cycle. After the relay has operated for the no. of starts as per the dip switches and the supply voltage is still present, the 'alarm' relay will operate and this condition will prevail until the supply voltage is removed. Dip switch setting: 3-6 starts Start time: 0.5-30sec adjustable.	When the supply voltage is applied the relay remains OFF. The Pulse count is incremented on each closure (pulse) of switch 6-7. When the preset number of pulses is reached the relay switches on. At the next closure of switch 6-7 the relay is reset and the count cycle starts again. **No. of Pulses** 4 Link 9-11 5 Link 5-11 6 No link **COT1** Pulse Counter + Time Delay		4-20mA	0-10V	**SI-1A/V**
							All outputs are galvanically isolated from inputs. Output: 4-20mA into 0-600 ohms load. Isolation between IP/OP and Mains = 600V		
Connection Diagram	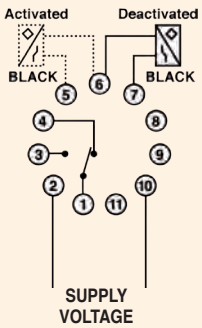	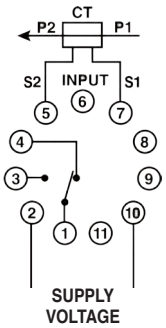		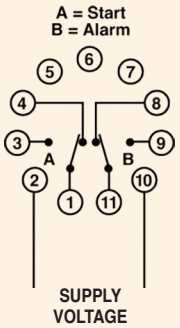	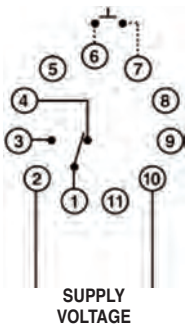		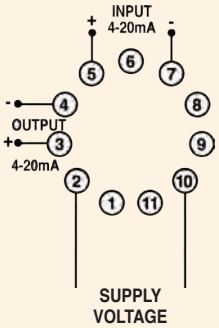		
Specification	Sensor current: 8mA Open voltage: 8.5V	For use with DIN type **CT-5** current transformer (see page 11.5) (Input 0-4V)		Supply Voltage: 9-30VDC standard Other Voltages available					
Power Consumption	AC: ±1.5VA DC: 100mA @ 12VDC						1.5VA		
Supply AC	Galvanic isolation with internal transformer 24, 48, 115, 230, 400, 525VAC ±15% (Isolation test volts 2kV)								
Supply DC	–	–		–	12, 24, 48VDC		–		
Contact Rating	SPDT: 10A @ 250VAC DPDT: 5A @ 250VAC								

©ACDC Dynamics

FAILSAFE DESIGN

PROCESS CONTROLS









Coincidence Relay	Over/Under Speed & Tacho Relay		Temperature Relay for T/C: J & K		Temperature Relay for T/C: PT100		
CS1	**TM1**	**TM4 TM4/R**	**TRJ2 TRK2**	**TRJ4 TRK4**	SPDT	-20 to +80°C	**TR1**
					SPDT	0 to 100°C	**TR2**
					SPDT	+50 to 150°C	**TR3**
					SPDT	+50 to 200°C	**TR4**
SPDT	SPDT		SPDT	SPDT			
External contacts A and B typically are pushbuttons mounted 1m + apart on a press or guillotine. The operator must press both buttons, keeping his hands safely away, before the machine operates. Apply the supply voltage. The contacts A & B must be actuated within 0.5s in order to make the relay operate. If one of the contacts is interrupted the relay will immediately release. Ideal for use in machine safety guard systems.	The Tacho relay connects to a PNP,NPN or Namur inductive or capacitive sensor ***Under Speed:*** Link 5 & 11 The relay energises if input speed drops below the set limit. ***Over Speed:*** No link 5 & 11 The relay energises when the speed exceeds the set limit ***DIP SW:*** SW1 ON: NPN SW1 OFF: PNP ***Output TM4:*** SW2 ON: 4-20mA SW2 OFF: 0-20mA ***Ranges:*** Posn RPM Posn RPM 1 2-20 6 100-1k 2 5-50 7 200-2k 3 10-100 8 500-5k 4 20-200 9 1k-10k 5 50-500 10 2k-20k		0 to 200°C	0 to 400°C	**Link 8 & 9: (under temp)** The temperature relay connects to a temperature sensor PT100. The relay energises when the temperature exceeds the set limit. The relay de-energises when the temperature drops below the set limit. **NO Link 8 & 9: (over temp).** The relay energises on application of power and will de-energise when the temp. exceeds the set value.		
			TRJ2 & TRJ4 for J type thermocouple **TRK2 & TRK4** for K type thermocouple The temperature relay connects to a temperature sensor. The relay energises when the temperature exceeds the set limit. The relay de-energises when the temperature drops below the set limit. Remote control available on request. **AC Supply Only**				

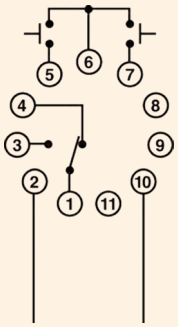

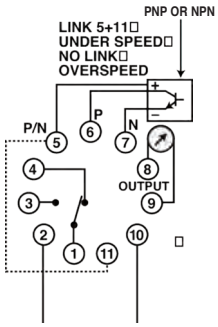

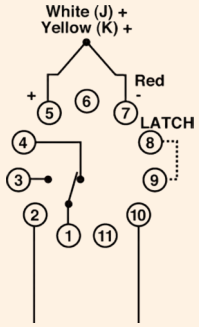

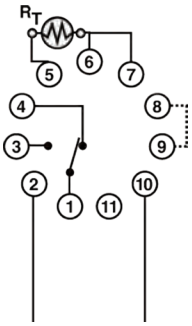

	TM1 - 1mA Output **TM4** - 4-20mA Output 0-20mA Output **TM4/R** - Remote 1MV pot Hysteresis: 3% fixed Namur connect 6-7 NPN/PNP connect 5-6-7	Control: On/Off Proportional on request Latch: Pin 8 & 9 Hysteresis 3% fixed Faulty thermocouple Indication: Flashing LED	Overtemp: No link between Pins 8 & 9 Undertemp: Link 8 & 9 Hysteresis: 0 - 100%

AC: ±1.5VA DC: 100mA @ 12VDC

Galvanic isolation with internal transformer 12, 24, 48, 115, 230, 400, 525VAC ±15% (Isolation test volts 2kV)

12, 24, 48VDC

SPDT: 10A @ 250VAC DPDT: 5A @ 250VAC

ACCESSORIES

For Plug-In Modules

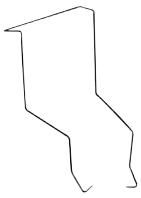

RC



BC

Accessories	Code
Timer box - Black	**A1024BK**
Retaining clip	**RC**
11 Pin base cover	**BC**
Remote pot. 1MΩ	**POT 1MEG**
Remote pot. 10kΩ	**POT 10K**

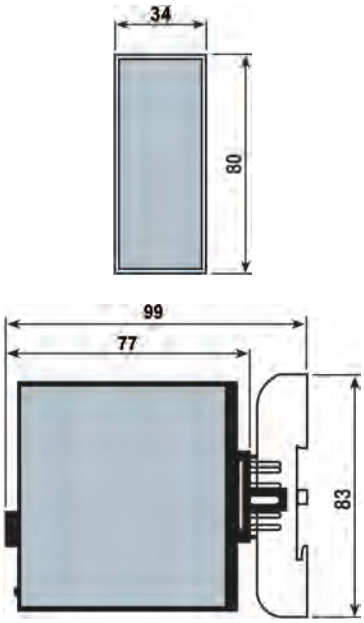

External dimensions (mm) A1024BK

Standard Time Ranges

0.02 - 1 sec	0.05 - 30 min
0.05 - 3 sec	1 - 60 min
0.20 - 10 sec	2 - 120 min
0.50 - 30 sec	3 - 180 min
1 - 60 sec	0.08 - 5 hours
3 - 180 sec	0.1 - 6 hours
6 - 360 sec	0.13 - 8 hours
10 - 600 sec	0.26 - 16 hours
0.25 - 15 min	0.4 - 24 hours

All timers, 11 Pin & 8 Pin, above 360 seconds: prices differ.

8-pin Plug-In Timers

The following 8-pin timers are available:
DP1, DP2, DP3, IP2, IP3, EP1, EP2, UP1, UP2, DDP1, DDP2, DDP3, DAP1, IAP1, SDP1, PP1, TSP1 & OSP1.

AUTOMATION

©ACDC Dynamics

				
Type	**Phase Failure & Sequence Relay**	**Phase Failure & Sequence Relay**	**Supply Protection Relay**	**Over & Under Voltage Three Phase**
Code	**SMP1 1000**	**SMP1 SMP1/N** / **SMP2 SMP2/N**	**SPR3** / **SPR3/N**	**TWCP1** / **TWCP1/N**
Outputs	SPDT	SPDT / DPDT	SPDT	SPDT
Mode of Operation	This three phase (3 wire) unit monitors the supply voltage for all systems between 525 and 1000V. The output relay energises if the phases are all present and in the correct sequence. The relay de-energises when any phase is lost or the phase sequence is incorrect. The unit is housed in a DIN rail mounting housing suitable for 1000V connections.	This three phase (3 or 4 wire) unit monitors the supply voltages. The output relay energises if the phases are all present, in the correct sequence and each voltage is within 5-15% range (adjustable) of each other. The relay de-energises on: a. A phase voltage imbalance exceeding the adj limit (5-15%). b. Total failure of one or more phases. c. Incorrect phase sequence. d. Supply exceeds 15% under/over nominal voltage (Link 2-10 options). Built-in optional facilities (**SMP1** & **SMP1/N** only) 1. 180 sec fault restart delay. 2. 15% fixed over/under voltage. These facilities can be utilised by connecting external links as per the diagram below.	**SPR3:** 3 Phase (3 wires) **SPR3/N:** 3 Phase + N (4 wires) This three phase (3 or 4 wire) unit monitors the supply voltage and combines the protection features of the **SMP1** and **TWCP1**. The output relay energises if the phases are all present, in the correct sequence and each voltage is to within the adjustable over and undervoltage limits. The relay de-energises on: a. Phase voltage imbalance exceeding the 10% (preset) b. Total failure of one or more phases. c. Incorrect phase sequence. d. Any phase falling outside the set voltage range. Built-in optional facilities: 1. External latch N/C 2. 10 sec start up delay 3. 180 sec fault restart delay These facilities can be utilised by connecting external links as per the diagram below.	**TWCP1:** 3 Phase (3 wires) **TWCP1/N:** 3 Phase + N (4 wires) This three phase (3 or 4 wire) window voltage comparator monitors the supply voltage. The output relay energises if the voltage level is within the adjustable over and undervoltage limits and de-energises when the voltage is outside this range. Built-in optional facilities: 1. External latch 2. 10 sec start up delay 3. 180 sec fault restart delay These facilities can be utilised by connecting external links as per the diagram below.
Connection Diagram	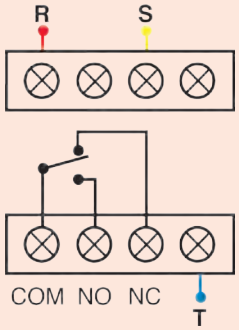	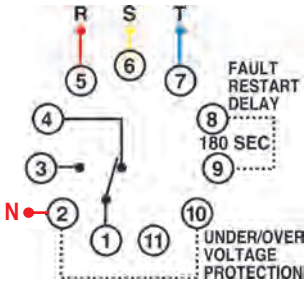 N: FOR **SMP1/N** ONLY	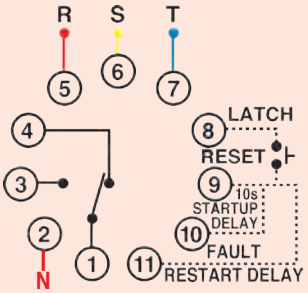 N: FOR **SPR3/N**	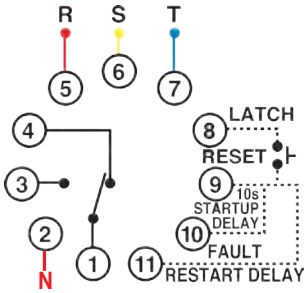 N: FOR **TWCP1/N**
Specification	For any 3 phase system with a nominal voltage from 525 to 1000V. **LED:** Supply healthy – Green DIN mounting housing	**SMP1 & SMP2** – 3 Phase **SMP1/N & SMP2/N** – 3Phase + N Phase imbalance: 5-15% ADJ. **SMP1 & SMP1/N only** **Link 8 & 9** 180sec fault restart delay **Link 2 & 10 for SMP1 only** 15% fixed over/under voltage protection. **LED:** Supply healthy – Green Available for 110, 230, 400V and 525V systems	**Link 8 & 9** External latch **Link 9 & 10** 10 sec start up delay **Link 9 & 11** 180 sec fault restart delay. Phase imbalance: 10% fixed Overvolts 0 - 20% ADJ. Undervolts 0 - 20% ADJ. **LEDs:** Over/Undervolt – Red Phase rotation – Red x2 Supply healthy – Green	**Link 8 & 9** Ext. Latch N/C **Link 9 & 10** 10 sec start up delay **Link 9 & 11** 180 sec fault restart delay Overvolts 5 - 20% ADJ. Undervolts 5 - 20% ADJ **LEDs:** Over voltage – Red Undervoltage – Red Supply healthy – Green
Hystersis	2% Fixed	2% Fixed	2% Fixed	2% Fixed
Supply AC	525-1000VAC	115*, 230*, 400 & 525VAC	400 & 525VAC	115*, 400 & 525VAC
Supply DC	-	-	-	-
Contact Rating	SPDT: 10A @ 250VAC DPDT: 5A @ 250VAC			

* For Use with VT's Only

©ACDC Dynamics

FAILSAFE DESIGN

POWER MONITORS



Over & Under Voltage Single Phase

WCPT1

SPDT

This new single phase window voltage comparator replaces **WCP1** and monitors the supply voltage. The output relay energises if the voltage level is within the adjustable over and undervoltage limits and de-energises when the voltage is outside this range.

Built-in optional facilities:

1. External latch
2. 10 sec start up delay
3. 180 sec fault restart delay

These facilities can be utilised by connecting external links as per the diagram below.

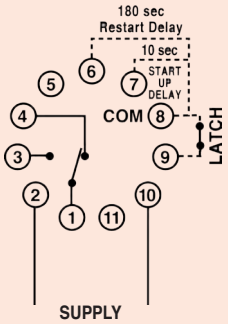

Link 8 & 9
External latch N/C
Link 8 & 7
10 sec start up delay.
Link 8 & 6
180 sec fault restart delay.
Overvolts 5 - 30% ADJ.
Undervolts 5 to 30% ADJ.
LEDs:
Over voltage – Red
Under voltage – Red
Supply healthy – Green

2% Fixed



Voltage Monitor

VCP1 **VCP1/M**

SPDT

The output relay is energised when the voltage peak (peak voltage on AC) overshoots the level selected on the front face potentiometer. It de-energises when voltage falls below the normal voltage Ue by 5-50% or when supply breaks.

The hysteresis is adjustable and its selection does not change the chosen voltage level.

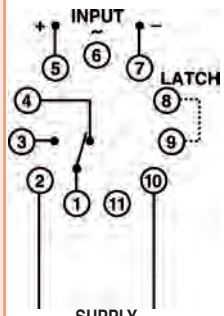

VCP1/M: Multi voltage inputs:

Connect:
5-8 0 -10VAC(RMS)/DC
6-8 0.4 -40VAC(RMS)/DC
7-8 4 -400VAC(RMS)/DC
11-8 6 -600VAC(RMS)/DC

(For detailed wiring diagram, see www.acdc.co.za)

5 - 50% Adjustable



Over Current Monitor

OCP1 **OCP1/R** **OCP1/D**

SPDT

OCP1 - 1A/5A AC/DC
OCP1/R - As **OCP1** with Remote Potentiometer
OCP1/D - 60mV/150mV AC/DC

Trip Point - The relay de-energises when the input current rises above the set point and energises when the input current falls a certain percentage (hysteresis) below the set point.

Hysteresis - The difference between the trip level and the set level.

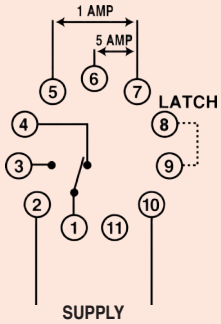

UCP1
OCP1
CWP1
Input:
AC: 0 - 1A
Pins 5 +7
0 - 5A
Pins 6 +7
Startup delay: 10 seconds
For external pot use 10kV

5 - 50% Adjustable



Under Current Monitor

UCP1 **UCP1/D**
UCP1/E **UCP1/R**

SPDT

UCP1 - 1A/5A AC/DC
UCP1/R - As **UCP1** with Remote Potentiometer
UCP1/E - As **UCP1** But no Delay
UCP1/D - 60mV/150mV AC/DC

Trip Point - The relay de-energises when the input current drops below the set point and energises when the input current rises a certain percentage (hysteresis) above the set point.

Hysteresis - The difference between the set trip level and the recovery level.

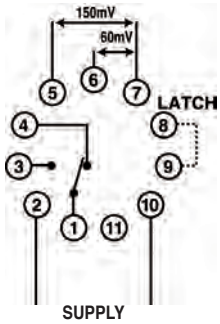

UCP1/D
OCP1/D

DC: 0 - 150MV
Pins 5 +7
0 - 60MV
Pins 6 +7



Over & Under Current Monitor

CWP1

SPDT

CWP1 - 1A/5A AC/DC

The relay senses the input current and the relay will energise, if the current is within the set overcurrent and undercurrent.

The relay will de-energise if the current rises above the overcurrent setpoint or drops below the under-current set point.

LEDs:
Over current – Red
Under current – Red
Supply on – Green

2% Fixed



Over & Under Frequency Monitor

FR1

SPDT

The unit senses the supply frequency and the relay will energise if the frequency is within the set over frequency limits.

The relay will de-energise if the frequency rises above the over frequency setpoint or drops below the under frequency set point.

Link 6 & 5: Under Hz
Link 6 & 7: Over Hz

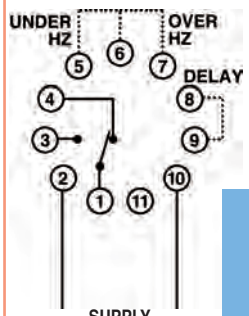

Response delay: 1 sec
Over: 52 - 58Hz adjustable
Under: 48 - 42Hz adjustable

LEDs:
Over frequency – Red
Under frequency – Red
Supply on – Green

2% Fixed

Galvanic isolation with internal transformer 12, 24, 48, 115, 230, 400, 525VAC ±15% (Isolation test volts 2kV)

12, 24, 48VDC (110VDC for **VCP1**) (**WCPT1** Not available in 12VDC) | -

SPDT: 10A @ 250VAC DPDT: 5A @ 250VAC

AUTOMATION

©ACDC Dynamics

LEVEL & PUMP CONTROL

FAILSAFE DESIGN







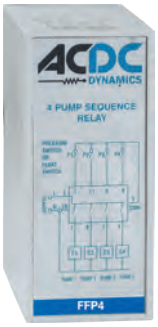

Type	Capacitive Level Relay		Flip-Flop Relay Pulse Start			Flip-Flop Mains Controlled		Pump Sequence Control Relay	
Code	CLR1	CLR2	FNCP1	FNCP2	FFCP1	FFP1	FFP2	FFP3	FFP4
Outputs	SPDT		SPDT	DPDT	SPDT	SPDT	DPDT	3 Pumps	4 Pumps
Mode of Operation	**CLR1** **Using NPN Probe** ***Filling:*** The relay energises when the level drops below the lower level sensor and de-energises when it reaches the high level sensor. ***Emptying:*** As above with opposite function. Link 7 & 9. **Using PNP Probe** Functions reverse. NPN Sensor: **SD10G-ARN1** Page 2.4 NPN Sensor: **CS-09** page15.30 **CLR2** 2 Wire Probe connection: Probe 1 5(+) 6(–) Probe 2 7(+) 6(–) Probes **VR1A** or **VR1B** page 2.4 Single Probe connection: Probe 5(+) 7(–)		**For alternating pumps** **FNCP1** (No memory) Closing of contact across 5 & 7 the relay will energise. Closure of contact again, the relay will de-energise. When the relay is in the ON position and the supply voltage is removed, the relay will reset. (No memory). **FFCP1** (With memory) Closure of contact across 5 & 7, the relay will energise. On closure of the contact again the relay will de-energise. The relay remains in this position even on removal of supply. (with memory).			**Mains controlled: Change on removal of supply.** The relay is initially in any state, on or off, apply supply voltage. The relay keeps its state. Remove the supply voltage. The relay will now change state and will keep its state without the supply. Apply & remove the supply again for the next change in state. **Mains controlled: Change on application of supply.** Link pins 5 and 7 (Link A). Apply supply voltage. The relay changes state. Remove supply. The relay keeps its state. **Pulse controlled.** Link pins 6 & 7 (Link B). The relay is initially in any state, apply supply voltage. The relay keeps its state. When the contact between pins 5 & 7 closes, the relay will change state. Remove the supply voltage. The relay will keep its state without the supply. Minimum time supply connected for relay to react: 1 second.		Float or Pressure switches are connected to pins 1, 11, 6 and common on 5. When the first switch closes, relay 1 energises. When the second and third switches close, the second and third relays energise. There will always be as many relays energised as there are input switches closed. When 1, 2 or 3 pressure switches open, 1, 2 or 3 relays will de-energise. The positions of the pressure switches do not matter, only how many are switched on at a time. When all switches open and no relays are energised, and a switch closes again, then relay 2 will be the primary relay, that is the first relay to energise, then relay 3, and then relay 4 or 1. Every time the first switch closes, the next relay will be the first to energise. The supply must be connected for the relays to energise. The currently selected primary relay is stored in non-volatile memory. The relay will remember which relay to energise first, even if the supply is disconnected.	
Connection Diagram	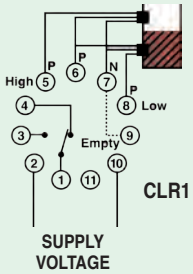		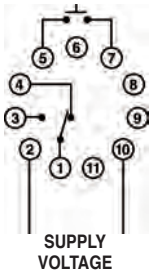			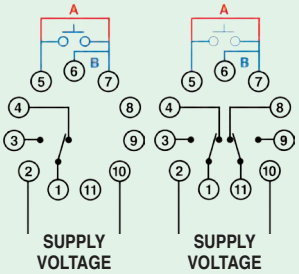		NB: Voltage Free Inputs FFP3 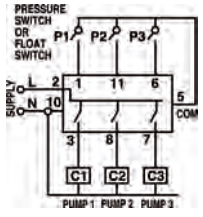 FFP4 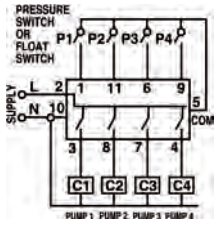	
	Response time: 500mS Sensor connections NPN: Pin 5 (P) H Level - Black Pin 6 (P) Common - Brown Pin 7 (N) Common Blue Pin 8 (P) L Level - Black Use **SD10G-ARN1** or **CS09** page15.30		**FFCP1**: Not available in 12VDC			Response time: 0.2S Not available in 12VDC			
Power consumption	AC: ± 1.5VA DC: 100mA @ 12VDC								
Supply AC	Galvanic isolation with internal transformer 12, 24, 48, 115, 230, 400, 525VAC ±15% (Isolation test volts 2kV)								
Supply DC	12, 24, 48VDC								
Contact Rating	SPDT: 10A @ 250VAC DPDT: 5A @ 250VAC								

AUTOMATION

©ACDC Dynamics

FAILSAFE DESIGN

LEVEL & PUMP CONTROL

PHASE ANGLE RELAYS











2-Level Liquid Level Relay

TE101	TE201
SPDT	DPDT

Filling: Link 7 & 8. The relay energises when the level drops below the low level probe and de-energises when it reaches the high level probe. Top and bottom probes are interchangeable.
Emptying: No link between 7 & 8. The relay energises when the level reaches the high probe and de-energises when it drops below the low probe.

- For single level sensing connect pins 5 & 6 (Probes 5 & 7).
- 1s response time to limit effect of water ripple. Longer times manufactured to order.

TE101: Filling or Emptying

TE201: Emptying Only

TE101B: Dual voltage 230/400V

TE101LE: Long Distance
Emptying 150-200m
230V and 400V only-

For Probes, see Pg. 2.2

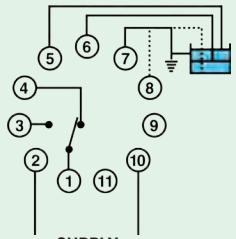

3-Level Liquid Level Relay

DLR	DLRA
DPST	

DLR
For alternating pumps
There are two relay outputs with flip-flop action each cycle for alternating duty of pumps. Relay is connected to four probes.
Filling: Link 7 & 8. Pump 1 starts when the level drops below the start level probe. Pump 2 will start if the level drops to the second probe. Both pumps run until tank is full. The next cycle pump 2 first then pump 1.
Emptying: No link between 7 & 8. Function as above but reversed.
DLRA
For one pump & alarm
Output relay energises and de-energises between 2 levels like **TE101**. When extreme level is reached, the alarm output energises (2nd Relay). Alarm can be used for high or low function.

For Probes, see Pg. 2.2

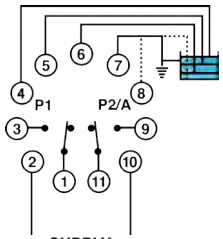

Submersible Pump Seal Monitor

SPSM1	SPSM2	SPSM1-5K
SPDT	DPDT	SPDT

For protection of submersible motors against damage caused by the ingress of water.
Terminals 5 & 7 connect to the monitoring terminals on the submersible motor.
The output relay energises upon application of power. The relay will de-energise if probe current is more than 20μA or if probe resistance is less than 1Mohm. The relay will energise if probe current is less than 15μA or if probe resistance is more than 1,4Mohm.

SPM1-5K: 5KΩ Sensitivity Potentiometer

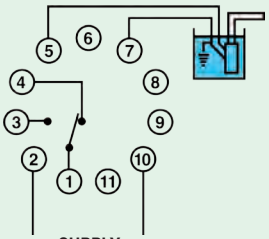

Level sensor:
Probe volts 5 VAC @ 1.5mA
Adjustable sensitivity: 0 - 50 kΩ

Max Voltage on probe = 24VDC
Max Current through probe = 120μA = 0.12mA.
LEDs:
Power on – Red
Seal healthy – Green

AC: ± 1.5VA DC: 100mA @ 12VDC

Galvanic isolation with internal transformer 12, 24, 48, 115, 230, 400, 525VAC ±15%
(Isolation test volts 2kV)

12, 24, 48VDC

SPDT: 10A @ 250VAC DPDT: 5A @ 250VAC

Pump & Motor Protection Phase Angle Relays

TE01 / TE01/S	TE02 / TE03

- Supply Voltage: Single Phase: 230VAC ±20%
  Three Phase: 400VAC, 415VAC (**TE02** & **TE03**) or 525VAC ±20%
- Power Consumption: ±2VA
- Calibration: Manual or Automatic (Model dependant)
- Dry Trip Level: 10% of calibrated phase angle / current 2s delay
- Dry Restart Delay: 15 minutes to 5 hours adjustable
- Output Relay: SPDT 250VAC/10A
- Voltage Trip Level: 10% of calibrated voltage, 2 second delay (**TE02/TE03**)
- Current Trip Level: 20% of calibrated current, 1 second delay (**TE02/TE03**)
- Rapid start cycle: 3 per 15 minutes maximum (**TE03** only)

LED Status Indication TE02/TE03

Green	Amber	Red	Condition
ON	OFF	OFF	Normal pumping
FLASH	OFF	OFF	Dry-timing or phase failure/reversal
OFF	ON	OFF	Supply voltage low/high
OFF	FLASH	OFF	Rapid cycle
OFF	OFF	ON	Motor overload or phase failure
ON	ON	ON	**TE02/3** uncalibrated
FLASH	FLASH	FLASH	**TE02/3** calibrating
OFF	OFF	OFF	Unable to calibrate

Selection Guide

Code	TE01*	TE02*	TE03*
11 Pin Plug In	●	●	●
Running dry- Under load blocked in/outlet	●	●	●
Overcurrent		Auto	Auto
Phase Failure / Reversal		●	●
Over / Under voltage		●	●
Star / Delta or Soft Start	●**	●	●
Locked Rotor		●	●
Shunt Required	●		
Rapid pump start protection			●
Cut-out over 12 starts/hour			●
LED Status Indication		●	●
Calibration	Manual	Auto	Auto
Tank Control (float switch)			●

*Add to Code: **230V** (230VAC), **400V** (400VAC), **415V** (415VAC), **525V** (525VAC) ****TE01/S** version only

AUTOMATION

©ACDC Dynamics

DIGITAL POWER MONITORS

DIGITAL TIMERS

Type	Digital 3-Phase Voltage Relay	Digital Frequency Relay	Digital Timer Switch	8 Function	18 Function
				Multifunction 	
Code	**AEVR-YH** (400VAC) **AEVR-Y4** (400VAC+N)	**AEFR-Y**	**MCB200**	**V0DDTS**	**V0DDTS1**
Output	Relay 5A @ 250VAC	Relay 5A @ 250VAC	1 C/O 6A@230VAC	1 C/O 8A @ 250VAC	
Mounting	8 PIN plug-in/Flush mount	8 PIN plug-in/Flush mount	DIN/Base	DIN/Base	
Specification	• Over and Under Voltage detection which is adjustable. • Over and Under Voltage Trip Delay adjustable 0.1-10 sec. • Phase Loss Detection. • Phase Sequence detection. • Phase Imbalance. • Manual/Auto Reset with 1-5 sec trip delay. • Cutout Size: 62 x 50mm. • Voltage Display 0-999.	• Over Frequency: 50Hz-99Hz. • Under Frequency: 10Hz-60Hz. • Trip Delay: 1-10sec. • Manual/Auto Reset with 1-5 sec trip delay. • Cutout Size: 62 x 50mm. • Frequency Display 0-99,9. • Supply Voltage: 230VAC.	• With triggering function. Independant self supply from internal battery • Supply Voltage: 230VAC. **Triggering Input Functions** • Delay • OFF Delay • Pulse • Asymmetrical Flasher • Symmetrical Flasher **Time Ranges** • 0,2-9999s / 0,1-9999 min	• Supply Voltage: 24-240VAC/DC 50Hz • Display: 3 Digit LCD • Time Range: 0.1s - 999h • Reset Time: 200ms • LED Indication: Red-Relay On • Dimensions: 17.5 x 89 x 76 **V0DDTS** - Functions • ON Delay • Cycle Off/On • Cycle On/Off • Signal On/Off • Signal Off Delay • Interval • Signal Off/On • One Shot **V0DDTS1** - Functions • ON Delay • Cycle Off/On • Cycle On/Off • Impulse On/Off • Accumulative Delay on Signal • Accumulative Delay on Inverted Signal • Accumulative Impulse on Signal • Signal On Delay • Inverted Signal ON Delay • Signal Off Delay • Impulse On/Off • Signal Off/On • Leading Edge Impulse 1 • Leading Edge Impulse 2 • Trailing Edge Impulse 1 • Trailing Edge Impulse 2 • Delayed Impulse • Inverted Signal ON Delay	
Connection Diagram	SUPPLY VOLTAGE 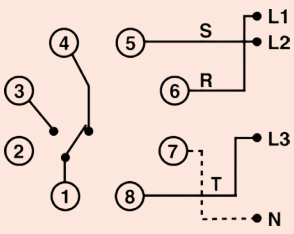 **AEVR-YH** no neutral **AEVR-Y4** with neutral	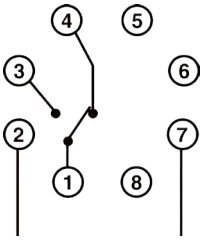	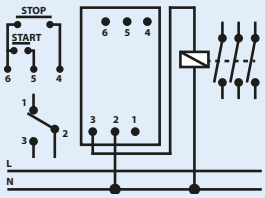		



DIN Timers

Description	Time Range	Code
Delay on Timer	0.1-10secs	**NTE8-10B**
	10-120secs	**NTE8-120B**
	0.5-8mins (480secs)	**NTE8-480B**
Pulse Start Interval Timer	0.5-8mins (480secs)	**NTE8-480A**
Output	N/O 5A @ 230VAC	
Supply Voltage	230VAC	

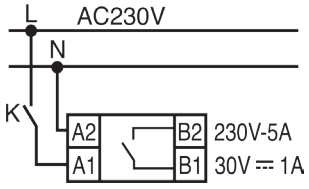

Connection Diagram

Display

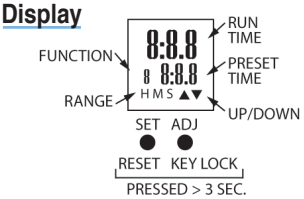

Connection Diagram

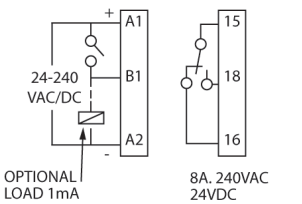

AUTOMATION

©ACDC Dynamics

MINI DIN TIMERS, STAIRCASE TIMERS & DIMMERS

Type	Multi-functional Timer	Multi-functional Timer	Delay On Timer		Delay OFF (Internal)		Delay OFF (no power) or Delay ON
Operating Temp: -20 to 60°C							
Code	**PCM-04***	**PCM-10***	**PCM-01***	**PCM-01/U (12-240VAC/DC)**	**PCM-02***	**PCM-02/U (12-240VAC/DC)**	**PCM-06/U**
Output Relay	1 C/O - 16A	1 C/O - 16A	1 C/O - 16A		1 C/O - 16A		2 C/O 8A
Function	This multi-function timer has 10 independant operating modes. Wide time adjustment 0.1sec to 10 days. • Delay ON operate. • Delay OFF (Interval). • Repeating starting with OFF. • Repeating starting with ON • Delay pulse on 0.5 secs • Interval pulse start on rising edge. • Interval pulse start on falling edge. • Bistable relay with time delay • Switch ON/OFF delay. • Interval pulse start with retriggering.	This multi-function timer has 10 independant operating modes. Wide time adjustment 0.1sec to 100 days. • Unequal repeating OFF first. • Unequal repeating ON first. • Two shot timer ON first. • Two shot timer OFF first. • Permanent switch ON mode. • Permanent switch OFF mode. •Switch ON pulse start T1 and pulse OFF T2 delay. •Pulse start interval T1, second pulse T2. •ON pulse OFF starts T1 & T2	The one mode time relay has a delayed switch on function. The relay is released by power to the system. Wide time adjustment range: 0.1sec to 10 days. Power & Relay ON LED. Accuracy 0.2%.		Upon application of the supply voltage the relay operates and the time starts. On the expiry of the set time the relay releases. The relay is reset by Power OFF to the relay. Wide time adjustment range: 0.1sec to 10 days. Power & Relay ON LED. Accuracy 0.2%.		**Mode A:** On application of the supply voltage the relay operates when the supply volage is disconnected the timer period starts. After the adjusted time is over the relay releases. Time ADJ 0.15s-10m for delay OFF. Time ADJ 0.1s-1h for delay ON Power & Relay on LED Accuracy 0.2% **Mode B:** Delay ON operation
Supply *Add voltage to code	***230VAC,** ***24V**(AC/DC)	***230VAC,** ***24V**(AC/DC)	***230VAC,** ***24V**(AC/DC)		***230VAC,** ***24V**(AC/DC)		12-240VAC/DC

Type	Cycling Timer	Staircase Timer	Staircase Timer	Light Dimmer	Light Dimmer
Operating Temp: -20 to 45°C		IP65 		IP40 	
Code	**PCM-03*** **PCM-03/U (12-240VAC/DC)**	**ASH-01/U**	**ASM-01/U**	**DIP-02**	**DIM-20**
Time	0.1 Sec - 10 Days	10 Sec - 10 Min	10 Sec - 10 Min	–	–
Output relay	1 C/O - 16A	1 NO - 16A	1 NO - 16A	–	–
Function	The one mode time relay has an equal ON/OFF repeating time delay starting with OFF. Wide time adjustment range: 0.1sec to 10 days Power & Relay ON LED. Accuracy 0.2%.	Staircase, corridor time delay device. Operating time adjustable from 10 secs to 10mins by means of potentiometer. 2 Way switching. 3-wire or 4-wire installation. Size: 69 x 56 x 27mm	Similar to **ASH-01/U** but in DIN Power: Red LED indication Time adjustment: 10 secs to 10mins 1 Module width	Light intensity memory. Compact Design. LED indicator. 3 Wire design. Can fit into 4x2 flush box. Triac Output. Wiring: Black: Live Brown: Load Red: Switch Size: 50 x 50 x 26mm Max load: 350VA Resistive load Min load: 30VA	Intelligent dimmer lighting control unit for resistive, inductive loads or electronic ballasts and dimmable energy saving flourescent lamps. DIN Rail Mount. LED indicates load on. Lighting level memory when power OFF. Energy saving in Stand-by mode. Max load: 500VA Resistive or inductive load. Min:30VA
Supply *Add voltage to code	***230VAC** ***24V** (AC/DC)	12-240VAC/DC	12-240VAC/DC	230VAC	230VAC 50/60Hz

©ACDC Dynamics

PHASE FAILURE, VOLTAGE, DAYLIGHT & TEMPERATURE RELAYS

Type	3 Phase Failure & Sequence	3 Phase Failure & Sequence	1 Phase Over / Under Voltage Relay	3 Phase Over / Under Voltage Relay	Digital Display Over / Under Voltage & Phase Failure
Operating Temp: -20 to 60°C		IP65 			
Code	**CKM-01**	**CKH-01**	**PNM-10**	**PNM-31**	**PNM-32**
Output Relay	1 C/O - 10A	1 C/O - 10A	1 C/O - 10A	1 C/O - 16A	1 C/O 16A
Function	Phase sequence, total and partial loss monitoring device. Monitors wrong phase sequence, or loss of one phase. < 180V Switch on Delay: 5-10 Secs Switch off Delay: 1-5 Secs Voltage Threshold ADJ: 170 - 200V Hysteresis ±10V Correct / wrong phase seq. LED	Phase sequence, total and partial loss monitoring device. Monitors wrong phase sequence, or loss of one phase. < 180V Switch on Delay: 5-10 Secs Switch off Delay: 1-5 Secs Voltage Threshold: 185V Hysteresis ±10V Correct / wrong phase seq. LED	Over / under Voltage monitoring relay. Single phase monitoring Minimum and Maximum voltage adjustment Min value: 170V - 225V Max value: 235V - 290V Switch off time delay adjustment: 0 to 12Secs	Over / under Voltage monitoring relay. Three phase monitoring Minimum and Maximum voltage adjustment Min value: 170V - 225V Max value: 235V - 290V Switch off delay 5 secs Phase seq. LED Voltage asymmetry LED L1, L2, L3 phase LED Relay ON LED	**Protection of 3 phase systems against:** • Phase sequence • Phase failure • Over / Under volts (L-N) adjustable: 170-225V (under) 235-290V (over) • Features: - Delay ON time setting 2-15s - Delay OFF time setting 2-15s - Voltage histeresis 1-4V - Voltage asymmetry level setting 10-60V
Supply	Powered from own supply 400V + N	Powered from own supply 400V + N	230VAC 50/60Hz	Powered from own supply 400V + N	Powered from own supply 400V + N

Type	Daylight Relay	Daylight Relay	Temperature Regulator	Digital Temp Regulator	
Operating Temp: -20 to 45°C	IP65 				
Code	**WZH-01**	**WZM-01**	**RTM-01**	**RTM-20**	**RTM-30**
Supply	230VAC 50/60Hz	230VAC 50/60Hz	230VAC, 50/60Hz	230VAC 50/60Hz	
Output Relay	1 NO - 16A	1 C/O - 16A	1 C/O - 16A	1 C/O - 16A	
Function	Used to control lighting depending on lux density levels. The unit is resistant to momentary changes in lighting levels Lux adj 0.1 to 200Lx Photocell included Size: 69 x 56 x 27mm Switching delay: 30S Hysteresis: +5-60Lux	Used to control lighting depending on lux density levels. The unit is resistant to momentary changes in lighting levels Requires Light Sensor Lux adj 0.1 to 200Lx Sensor cable max length 50m Switching delay: 30S Hysteresis: +5-60Lux	DIN mounted temperature controller. -5°C to 40°C. Underfloor heating etc. For use with standard NTC sensor, from 3m to 50m (See below)	**RTM-20**: -5°C to 60°C. **RTM-30**: -10˚C to 90˚C Underfloor heating etc. LCD display No freeze, comfort, economy modes Indication of temp value and adjustable temp required. 24hr 7day ON / OFF settings **RTM-20** Heating only **RTM-30** Heating & cooling For use with standard NTC sensor, from 3m to 50m. (See below)	

Daylight Sensor		Daylight Sensor		Temperature Sensor IP67	
Code	**SOH-***	**Code**	**SOS-01**	**Code**	**NTC-03**
	The **SOH** is designed for operation with the Daylight Switches. ***01**: 1m connecting cable. ***03**: 3m connecting cable ***05**: 5m connecting cable	IP54 	The **SOS-01** is a stand-alone sensor. To be used with **WZM-01**. The length of the interconnecting cable may not exceed 50m.	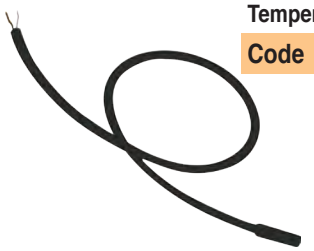	For use with the **RTM-01**, **RTM-20** and **RTM-30** temp. regulators. Cable length: 3m (can be extended up to 50m) Temperature -5°C to 60°C

©ACDC Dynamics

NEW RANGE

VOLTAGE & CURRENT RELAYS

Type	Voltage Indicator		Over Current Limiter		Load Control Relay
Operating Temp: -20 to 45°C	1 phase / 3 phase				
Code	**LDM-10**	**LDM-30**	**PMH-01**	**PMM-01**	**PPM-05/5** (0.5-5A) **PPM-05/16** (1.6-16A)
Output Relay	–	–	1 NO - 16A AC1 4kW	1 NO - 16A AC1 4kW	1 C/O - 16A AC1 4kW
Function	The module is used for graphical presentation of either one phase or three phase voltage supply system levels. The voltage value is shown by lines of LEDs. Range from 195V to 245VAC PH/N Powered from own supply. **LDM-30 Loss of L1 will cause total switch off** Input voltage tolerance: -15 to +10%		Used to monitor and switch off supply when the Load power value has been exceeded, Adj: 0.2 - 2kW. Unit measures current every 40 secs.	Used to monitor and switch off supply when the Load power value has been exceeded, Adj: 0.2 - 2kW. Unit measures current every 40 secs.	When the adjusted current value is exceeded (term 1, 2) the monitor switches off the non-priority load, with the adjusted time delay. Current values and time delay can be adjusted.
Supply	**LDM-10**: 1 phase 230VAC monitoring **LDM-30**: 3 phase 400 VAC + N monitoring		230VAC 50/60Hz	230VAC 50/60Hz	230VAC 50/60Hz

Type	Bi-stable Relay		Liquid Level Relay
Operating Temp: -20 to 45°C			
Code	**PBM-01***	**PBM-02***	**SSRC-04***
Supply *Add voltage to code	***230VAC** or ***24V** (VAC/DC)		***230VAC**, **400VAC**
Function	Used to control lighting or other devices by means of a pushbutton or pushbuttons in parallel. Pushing any button causes switching on or switching off. L or N line signal. **PBM-02**: Internal relay memory remembers position of relay when power fails. Can be centrally controlled.		**SSRC-04** is used for the level and discharge control of conductive liquids in tanks located in industrial plants and domestic applications. The output relay switches ON when the liquid reaches the upper level electrode. The output relay switches OFF when the lower level electrode is no longer in contact with the liquid. The sensitivity (i.e. impedance between electrodes) can be adjusted to 5-50Ω for different liquids by means of the knob of the front panel. The LED on the front panel lights when the relay is ON position.
Output Relay	1NO @ 16A AC 1 4kW		1C/O 8A
LED Indication	LED Green: Power LED LED Red: Relay on LED Test button		LED Green: Power LED LED Red: Relay on LED
Dimensions	17.5mm width DIN mounting		35mm width DIN mounting

On application of the supply voltage, the relay will energise, and the geyser will switch on. Current adjustment can be set so that if one stove plate is on, the geyser will remain on. When the second stove plate is switched on the geyser will be switched off after an adjustable time delay. Current can also be set so that even if one stove plate is switched, the geyser will switch off.
Use PPM-05/16 for 3kW geyser.
Use PPM-05/5 with CT's for larger loads
For geysers use external contacts.

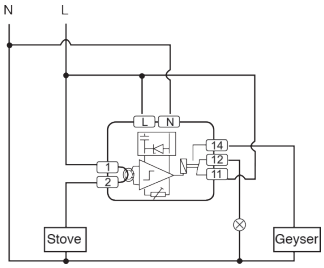

⊗ = Lamp to indicate that geyser is off. Stove load not to exceed 16 Amps, if larger use external CT. Eg. **DS-505 50/5A** with relay **PPM-05/5**.

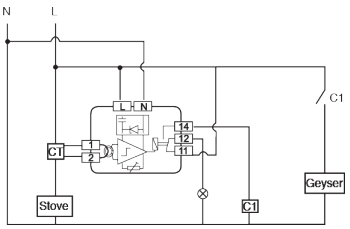

AUTOMATION

©ACDC Dynamics

FAILSAFE FEATURES

POWER MONITORS

Type	Current Monitor - Single Phase	Current Monitor - Single Phase	Current Window Comparator - Single Phase	DC Current Window Comparator
				
Code	**SP100/SP103**	**SP101/SP104**	**SP120/SP123**	**SP121**
Features	• Internal shunt for direct in-line current sensing (AC or DC) • Adjustable responsible delay of 0.1 to 10 seconds on **SP103** • 1A or 5A, AC or DC input range (programmable) • Direct interface with conventional current transformers. • Trip point adjustable on percentage scale • Hysteresis adjustable 5-30% • Programmable for overload or underload detection. • Latching on overload or underload (programmable) • Start-up delay • 10A SPDT relay output	• Internal shunt for direct in-line sensing of currents up to 200mA (AC or DC) • Adjustable responsible delay of 0.1 to 10 seconds on **SP104** • Direct interface with DC Shunt Resistors • Trip point adjustable on calibrated scale 0-100% • Hysteresis adjustable 5-30% • Programmable for overload or underload detection. • Latching on overload or underload (programmable). • Start-up delay • 10A SPDT relay output	• Direct in-line current sensing • Combined overload and underload detection • Internal shunt for direct in-line current sensing • Adjustable responsible delay of 0.1 to 10 seconds on **SP123** • 1A or 5A AC input range (programmable) • Direct interface with conventional current transformers • Separate adjustment of overload and undeload threshold • Latching in both modes. • LED indications for overload, underload and normal load. • Start-up delay • 10A SPDT relay output	• Combined overload and under load detection • Internal shunt for direct in-line sensing of currents up to 200mA DC • Direct interface • Separate adjustment of overload and underload thresholds • Latching in both modes • Range selector switch for 1mA, 20mA, 200mA, 60mV, 150mV, and 5V • LED indication for overload, underload and normal load • Start-up delay • 10A SPDT relay output
Connection Diagram	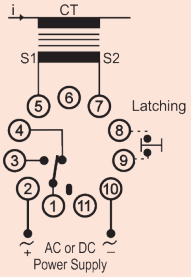 DPDT on request (No Latching)	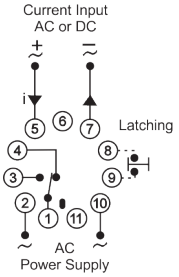 DPDT on request (No Latching)	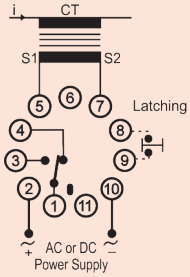 DPDT on request (No Latching)	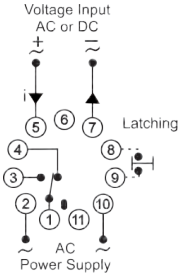 DPDT on request (No Latching)
Specifications	**POWER SUPPLY** **AC:** Supply voltage: 12, 24, 115, 230, 400, 415, 525V ±15% Isolation (current input to power supply): 2kV Power consumption: 3VA (approx), 6VA for 415, 525V (approx) **DC:** Supply voltage: 10-30V, 48, 60, 110V ± 15% Isolation: No galvanic isolation. Power consumption: 100mA (10-30V), 30mA for 48V and higher **CURRENT INPUT** Trip point: 0.1 to 1A or 0.5 to 5A AC/DC (adjustable) Repetitive accuracy: 1% Hysteresis: 5% to 30% (adjustable) Maximum input current (continuous): 6A Peak short-term over-current (10 seconds): 20A Current input impedance: 50 milliohms. **RESPONSE** Start-up delay: Approximately 10 seconds, standard. (0.1 to 15 seconds also possible on special order) Response Delay: **SP100** - 1 second, **SP103** - adjustable from 0.1 to 10 seconds (other ranges on special order)	**POWER SUPPLY** **AC:** Supply voltage:12, 24, 115, 230, 400, 415, 525V ±15% Isolation (current input to power supply): 2kV Power consumption: 3VA (approx), 6VA for 415, 525V (approx) **DC:** Supply voltage: 10-30V, 48, 60, 110V ± 15% Isolation: no galvanic isolation. Power consumption: 100mA (10-30V), 30mA for 48V and higher **CURRENT INPUT** Repetitive accuracy: 1% Hysteresis: 5% to 30% (adjustable) **RESPONSE** Start-up delay: approximately 10 seconds, standard. (1 to 15 seconds also possible on special order) Response delay: **SP101** - 1 second. **SP104** - adjustable from 0.1 to 10 seconds (other ranges on special order)	**POWER SUPPLY** **AC:** Supply voltage:12, 24, 115, 230, 400, 415, 525V ±15% Isolation (current input to power supply): 2kV Power consumption: 3VA (approx), 6VA for 415, 525V (approx) **DC:** Supply voltage: 10-30V, 48, 60, 110V ± 15% Isolation: no galvanic isolation. Power consumption: 100mA (10-30V), 30mA for 48V and higher **CURRENT INPUT** Trip point: 0.1 to 1A or 0.5 to 5A AC (adjustable) Repetitive accuracy: 1% Hysteresis: 2% Fixed (relative to trip point setting) Maximum input current (continuous): 6A Peak short-term over-current (10 seconds): 20A Current input impedance: 50 milliohms **RESPONSE** Start-up delay: approximately 10 seconds, standard (1 to 15 seconds also possible on special order) Response delay: **SP120** - 1 second. **SP123** - adjustable from 1 to 10 seconds (other ranges on special order)	**POWER SUPPLY** **AC:** Supply voltage: 12, 24, 115, 230, 400, 415, 525V ±15% Isolation (current input to power supply): 2kV Power consumption: 3VA (approx), 6VA for 415, 525V (approx) **DC:** Supply voltage: 12, 24, 48, 60, 110V ± 15% Isolation: no galvanic isolation. Power consumption: 100mA (12, 24V), 30mA for 48V and higher **CURRENT INPUT** Repetitive accuracy: 1% Hysteresis: 2% Fixed (relative to sensitivity setting) **RESPONSE** Start-up delay: approximately 10 seconds, standard (1 to 15 seconds also possible on special order) Response delay: **SP121** - 1 second
*Relay Contacts: **SP** = Single Pole **DP** = Double Pole				

Range	Input Impedance	Max. Input (Continuous)
1mA	60 Ohm	60mA
20mA	3 Ohm	350mA
200mA	0.7 Ohm	800mA
60mV	10k	50V
150mV	10k	50V
5mV	10k	50V

Range	Input Impedance	Max. Input (Continuous)
1mA	60 Ohm	60mA
20mA	3 Ohm	350mA
200mA	0.7 Ohm	800mA
60mV	10k	50V
150mV	10k	50V
5mV	10k	50V

Ordering Code Example	TYPE	MODEL	VOLTAGE	POWER SUPPLY	RELAY CONTACTS
	SP	100 /	230V	AC	– *
	SP	101 /	230V	AC	– *
	SP	120 /	230V	AC	– *
	SP	121 /	230V	AC	– *

AUTOMATION

See Page 1.36 for Module Dimensions & Accessories

©ACDC Dynamics

FAILSAFE FEATURES

POWER MONITORS

Type	Voltage Monitor - Single Phase	Voltage Window Comparator - Single Phase	Voltage Window Comparator - Single Phase AC/DC	Combined Over/Under Voltage Monitor, 2 Independent Relays
				
Code	**SP200/SP201**	**SP220/SP221**	**AP221**	**AP224**
Features	• Programmable input voltage range 0 to 600V AC(RMS) or DC • Adjustable response delay from 0.1 to 10 seconds on **SP201** • Voltage threshold adjustable on calibrated scale, 0-100% Adjustable hysteresis 5-30% • Programmable for over-voltage or under-voltage detection • Latching on over-voltage or under-voltage • 10A SPDT relay output	• Combined over-voltage and under-voltage detection • Adjustable response delay of 0.1 to 10 seconds on **SP221** • Monitoring of own supply voltage • High precision and repetitive accuracy • Independent setting of over-voltage and under-voltage tripping points • LED indication for type of fault and status of the relay • Latching facility • 10A SPDT relay output	• DIN rail format • Combined over-voltage and under-voltage monitoring • Monitoring of own supply voltage • Selectable power supply voltages • High precision and repetitive accuracy • Independent adjustment of over-voltage and under-voltage setpoints • Adjustable response times available on trip and/or recovery (0.1-10 secs) • Adjustable start-up delay (0-10 secs) • Latching on over-voltage or under-voltage fault conditions (programmable) • LED indication for Relay ON, over-voltage & undervoltage • 5A DPDT relay output	• DIN rail format • Combined over and under detection voltage • Internal shunt for direct in-line sensing of currents up to 200mA DC • Direct interface • Separate relay for over-voltage and under-voltage • Separate adjustment of overload and underload thresholds • Latching in both modes • Range selector switch for 1mA, 20mA, 200mA, 60mV, 150mV, and 5V • LED indication for overload, underload and normal load • Start-up delay • 5A DPDT relay output
Connection Diagram	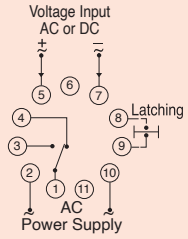 DPDT on request (No Latching)	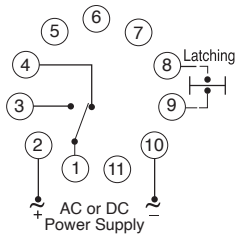 DPDT on request (No Latching)	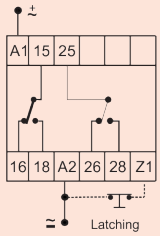 DPDT only	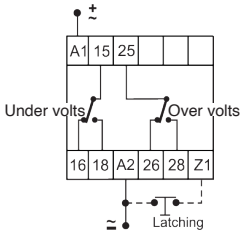 SPDT only (2x single pole relay)
Specifications	**POWER SUPPLY** **AC:** Supply voltage: 12, 24, 115, 230, 400, 415, 525V ±15% Isolation (current input to power supply): 2kV Power consumption: 3VA (approx), 6VA for 415, 525V (approx) **DC:** Supply voltage: 10-30V, 48, 60, 110V ± 15% Isolation: No galvanic isolation Power consumption: 100mA (10-30V), 30mA for 48V and higher **VOLTAGE INPUT** Repetative accuracy: 1% Hysteresis: 5% to 30% (adjustable) **RESPONSE** Response delay: **SP200** - 1 second **SP201** - adjustable from 0.1 to 10 seconds (other ranges on special order) Latching disabled during power-up: approx. 10 seconds	**POWER SUPPLY** **AC:** Supply voltage: 12, 24, 48, 115, 230, 400, 415, 525V ±20% Isolation (current input to power supply): 2kV Power consumption: 3VA (approx), 6VA for 415, 525V (approx) **DC:** Supply voltage: 12, 24, 48, 60, 110V ±20% Isolation: no galvanic isolation Power consumption: 100mA (12, 24V), 30mA for 48V and higher **VOLTAGE SENSING** Calibrated to respond to RMS of a sinusoidal waveform Repetitive accuracy: 1% Hysteresis: 2% fixed (relative to its supply voltage) Response dealy: **SP220** - 1 second **SP221** - adjustable from 0.1 to 10 seconds (other ranges on special order) Latching disabled during power-up: approx. 10 seconds	**POWER SUPPLY** **AC:** 12, 24, 115, 230, 400, 525V AC Isolation: Galvanic (without latching) Power consumption: 2VA (approx) Housing width: 45mm Voltage tolerance: ±20% **DC:** Supply voltage: 12, 24, 48, 60, 110V DC Isolation: No galvanic isolation Power consumption: 30mA (approx) Housing width: 45mm Voltage tolerance: ±20% **VOLTAGE SENSING** Repetitive accuracy: 1% Hysteresis: 2% fixed Hysteresis relates to the supply voltage Setpoints: The unit is calibrated to trip on the RMS value of the supply voltage (assuming no AC waveform distortion) **RESPONSE** Response time on trip: 0.1 - 10 seconds (adjustable) Response time on recovery: 0.1 - 10 seconds (adjustable) Start-up delay: 0 - 10 seconds (adjustable) Latching inhibited during power up	**POWER SUPPLY** **AC:** Supply voltage: 12, 24, 115, 230, 400, 525V AC Isolation: Galvanic (without latching) Power consumption: 2VA (approx) Housing width: 45mm Voltage tolerance: ±20% **DC:** Supply voltage: 12, 24, 48, 60, 110V DC Isolation: No galvanic isolation Power consumption: 30mA (approx) Housing width: 45mm Voltage tolerance: ±20% **VOLTAGE SENSING** Repetitive accuracy: 1% Hysteresis: 2% (fixed) Setpoints: The unit is calibrated to trip on the RMS value of the supply voltage (assuming no AC waveform distortion) **RESPONSE** Response time on trip: 0,1 - 10 seconds (adjustable) Response time on recovery: 0,1 - 10 seconds (adjustable) Start-up delay: 0 - 10 seconds (adjustable) Latching inhibited during power up

Range	Input Impedance	Max. Input Voltage
0-15V	500k Ohm	700V
0-30V	500k Ohm	700V
0-60V	500k Ohm	700V
0-150V	500k Ohm	700V
0-300V	500k Ohm	700V
0-600V	500k Ohm	700V

*Relay Contacts:
SP = Single Pole
DP = Double Pole

Ordering Code Example	TYPE	MODEL	VOLTAGE	POWER SUPPLY	RELAY CONTACTS
	SP	200 / 230V	AC	–	*
	SP	220 / 230V	AC	–	*
	AP	221 / 230V	AC	–	DP
	AP	224 / 230V	AC	–	SP

©ACDC Dynamics

See Page 1.36 for Module Dimensions & Accessories

POWER MONITORS

Type	Voltage Window Comparator - Three Phase	Three Phase Voltage Window Comparator, Phase Sequence & Failure	Combined Over/Under-Voltage Monitor - Three Phase	Frequency Monitor
				
Code	**SP230/SP231/SP232**	**AP231/AP232**	**AP234/AP235**	**SP320**
Features	• Combined over-voltage and under-voltage detection • Monitoring of own supply voltage • Adjustable response delay on **SP231** • **SP232** available with neutral • High precision and repetitive accuracy • Independent setting of over-voltage tripping points • LED indication for type of fault and status of the relay • Latching facility • 10A SPDT relay output	• Phase Failure • Phase Sequency • Combined over-voltage and under voltage monitoring • Monitoring of own supply voltages • **AP232** available with neutral • Selectable power supply voltages • High precision and repetitive accuracy • Independent adjustment of over-voltage and under-voltage setpoints • Separately adjustable response times on trip and recovery (0.1 to 10 secs) • Adjustable start-up delay (0-10 secs) • Latching of fault conditions (prog.) • Microprocessor technology incorporated • LED indication for type of fault and relay status • 5A DPDT relay as standard • DIN rail mounting	• Phase Failure (**AP234**) • Phase & Neutral Failure (**AP235**) • DIN rail format • Combined over-voltage and under-voltage monitoring • Separate relays for over-voltage and under-voltage • Monitoring of own supply voltage • **AP235** Available with neutral • Selectable power supply voltages • High precision and repetitive accuracy • Independent adjustment of over voltage and under-voltage setpoints • Adjustable response times - available on trip and/or recovery (0.1 to 10 seconds) • LED indication of over-voltage relay on and under-voltage relay on (power LED flashes when timing) • 8A SPDT over-voltage relay output	• Monitoring frequency of own power supply • High precision and repetitive accuracy • Independent setting of over and under-frequency tripping point • LED indication of type of fault and relay status • Programmable for over-frequency, under-frequency or frequency window detection • Start-up delay • 10A SPDT relay output
Connection Diagram	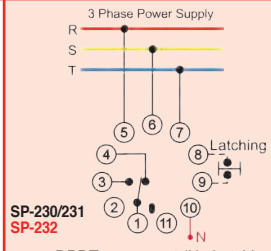 DPDT on request (No Latching)	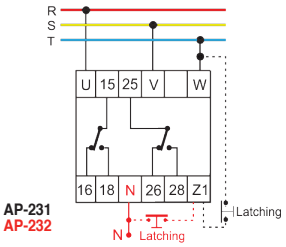 DPDT only	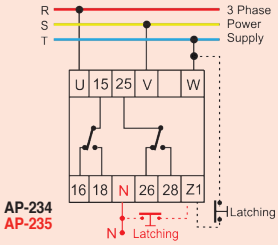 SPDT only (2x single pole relay)	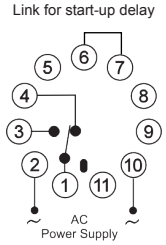 DPDT on request
Specifications	**POWER SUPPLY** Supply voltage (phase-to-phase): 115, 230, 400, 415, 525V AC ±15% Power consumption: 3VA (approx), 6VA for 415, 525V AC (approx) **VOLTAGE SENSING** Calibrated to respond to the RMS of a sinusoidal waveform. Repetitive accuracy: 1% Hysteresis: 2% fixed (relative to its supply voltage) Response delay: 1 second Latching disabled during power-up: approx. 10 seconds - **SP231** Only	**POWER SUPPLY** Supply type: AC transformer supply only Supply voltage: 115, 230, 400, 525V Housing width: 45mm Power consumption: 2VA (approx) Isolation: Galvanic Voltage tolerance: ±20% **VOLTAGE SENSING** Setpoints: The unit is calibrated to trip on the RMS value of the supply voltage (assuming no AC waveform distortion) Repetitive accuracy: 1% Hysteresis: 2% (fixed) Hysteresis relates to the supply voltage **RESPONSE** Response time on trip: 0.1 - 10 seconds (adjustable) Response time on recovery: 0.1 - 10 seconds (adjustable) Start-up delay: 0 - 10 seconds Latching inhibited during power up	**POWER SUPPLY** Supply type: AC transformer supply only Supply voltage: 115, 230, 400, 525V AC Housing width: 45mm Power consumption: 2VA (approx) Isolation: Galvanic (without latching) Voltage tolerance: ±20% **VOLTAGE SENSING** Setpoints: The unit is calibrated to trip on the RMS value of the supply voltage (assuming no AC waveform distortion) Repetitive accuracy: 1% Hysteresis: 2% (fixed) Hysteresis relates to the supply voltage **RESPONSE** Response time on trip: 0.1 - 10 seconds (adjustable) Response time on recovery: 0.1 - 10 seconds (adjustable) Start-up delay: 0 - 10 seconds (adjustable) Latching inhibited during power up	**POWER SUPPLY** Supply voltage: 12, 24, 115, 230, 400, 415, 525V, AC ±15% Power consumption: 3VA (approx), 6VA for 415, 525V (approx) Supply frequency: 42Hz - 58Hz (60Hz available on special order) **RESPONSE** Start-up delay: Approximately 10 seconds standard (1 to 15 seconds available on special order) Response delay: 1 second **FREQUENCY SENSING** Repetitive accuracy: 1% Hysteresis: 0.5 Hz fixed
Ordering Code Example	TYPE SP / MODEL 230 / VOLTAGE 230V / POWER SUPPLY AC — RELAY CONTACTS *	TYPE AP / MODEL 231 / VOLTAGE 230V / POWER SUPPLY AC — RELAY CONTACTS DP	TYPE AP / MODEL 234 / VOLTAGE 230V / POWER SUPPLY AC — RELAY CONTACTS SP	TYPE SP / MODEL 320 / VOLTAGE 230V / POWER SUPPLY AC — RELAY CONTACTS *

*Relay Contacts:
SP = Single Pole
DP = Double Pole

AUTOMATION

See Page 1.36 for Module Dimensions & Accessories

©ACDC Dynamics

FAILSAFE FEATURES

POWER MONITORS

Type	Phase Sequence, Phase Failure, Phase Asymmetry Detector	Phase Sequence, Phase Failure, Phase Assymetry Monitor	Single Phase, Reverse Power Monitor (Generator Protection)	Phase Sequence, Phase Failure, Phase Asymmetry Detector with Alarm
				
Code	**SP430/SP431**	**AP430/AP432**	**SP510**	**SX125/SX131**
Features	• Detection of phase asymmetry • Adjustable sensitivity • Insensitive to regenerated EMF • High stability under harmonic distortion • Insensitive to balanced supply voltage variations • Fast response to reversed phase sequence • **SP431** available with neutral • 10A SPDT Relay output	• DIN rail mount • Detection of phase asymmetry • Adjustable Negative Phase Sequence (NPS) sensitivity • Insensitive to regenerated EMF • High stability under harmonic distortion • Insensitive to balance supply voltage variations • Fast response to reversed phase sequence • **AP432** Available with neutral • Power ON and Relay ON LED's	• Reverse current tripping level adjustable up to 20% of maximum forward current • Current monitoring through internal shunt • Response time adjustable up to 10 seconds • Start-up delay adjustable up to 10 seconds • Insensitive to changes in power factor • LED indication for reverse power and Relay ON • Latching facility • 10A SPDT Relay output	• Detection of phase asymmetry • Clear audible warning alarm when detection occurs **(SX131)** • 5mm bright LED indication when detection occurs **(SX125)** • Insensitive to regenerated EMF • High stability under harmonic distortion • Insensitive to balanced supply voltage variations • Fast response to reversed phase sequence • 10A DPDT Relay Output
Connection Diagram	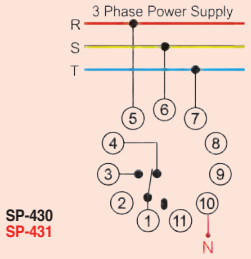 SP-430 SP-431 DPDT on request	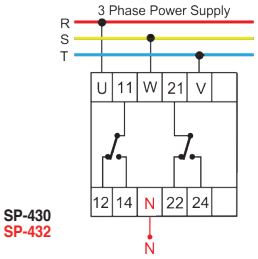 SP-430 SP-432 SPDT On Request	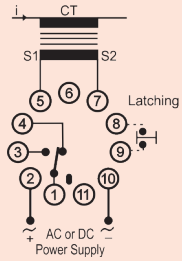 DPDT On Request (No Latching)	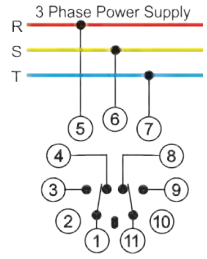 DPDT Only
Specifications	**POWER SUPPLY** Supply voltage (phase-to-phase): 115, 230, 400, 440, 525V AC ±15% Power consumption: 3VA (approx), 6VA for 415, 525V AC (approx) **VOLTAGE SENSING** Repetitive accuracy: 1% Hysteresis: 2% fixed (relative to its supply voltage) Response delay: 1 second (approx)	**POWER SUPPLY** Type: AC transformer (2kV galvanic isolation) Voltage: 115, 230, 400, 415, 525, 550V Tolerance: ±20% Power consumption: 2VA (approx) **HOUSING** 250V and below: 22.5mm width Above 250V: 45mm width **VOLTAGE SENSING** Repetitive accuracy: 1% Hysteresis: 2% (fixed) Hysteresis relates to the supply voltage Response delay: 1 second (approx) **RELAY** Relay options (250V): 10A SPDT or 5A DPDT	**POWER SUPPLY** Supply voltage: 115, 230, 400, 415, 525V AC ±15% Power consumption: 3VA (approx), 6VA for 415, 525V AC (approx) **CURRENT INPUT** Input current range: 0 - 5A AC Reverse current sensitivity: 100mA to 1A AC (adjustable) Repetitive accuracy: 1% Hysteresis: 5% (fixed) Maximum input current (continuous): 6A Peak short term over current (10 seconds): 20A Current input impendance: 50 milliohms **RESPONSE** Start-up delay: 0 - 10 seconds (adjustable) Response delay: 1 - 10 seconds (adjustable)	**POWER SUPPLY** Supply voltage (phase-to-phase): 115, 230, 400, 525V AC ±20% Power consumption: 3VA (approx), 6VA for 415, 525V AC (approx) **VOLTAGE SENSING** Repetitive accuracy: 1% Hysteresis: 2% fixed (relative to its supply voltage) Response delay: 1 second (approx)
*Relay contact **SP**= Single Pole **DP**= Double Pole				
Ordering Code Example	TYPE SP / MODEL 430 / VOLTAGE 230V / POWER SUPPLY AC – RELAY CONTACTS *	TYPE AP / MODEL 430 / VOLTAGE 230V / POWER SUPPLY AC – RELAY CONTACTS *	TYPE SP / MODEL 510 / VOLTAGE 230V / POWER SUPPLY AC – RELAY CONTACTS *	TYPE SX / MODEL 125 / VOLTAGE 230V / POWER SUPPLY AC

AUTOMATION

©ACDC Dynamics

See Page 1.36 for Module Dimensions & Accessories

FAILSAFE FEATURES

ELECTRONIC TIMERS

Type	Multi-Function Timer	Multi-Function Timer	Delay on Timer	Interval (One Shot)	Electronic Reset Timer
					
Code	**ST100/ST101**	**AT100**	**ST105/ST107**	**ST106/ST108**	**ST110/ST111/ST112/ST113**
Features	• Programmable functions: Delayed ON, Interval (one shot), Equal Repeating • Programmable functions and independent overlapping time ranges • Extended supply voltage range: 10V to 30V AC/DC, 90V to 250V AC • Specific power supply voltage available on request • Time adjustment on calibrated scale: 0 - 100% • High repetitive accuracy • 5A DPDT relay output • Time range: **ST100**: Up to 120 sec. **ST101:** Up to 240 min • Extended time ranges available up to 25 hours or 200 hours on special order	• 4 programmable functions: Delayed ON, Interval (one shot) or Equal Repeating (OFF/ON first) • 18 overlapping programmable time ranges from 0,2sec - 100 hours, achieved by: · 3 programmable time ranges: seconds, minutes, hours · 6 programmable time scales for each of 3 time ranges • Time Settings on calibrated scale (10% - 100%) • High repetitive accuracy • Microprocessor technology • Power ON and Relay ON LED's • Flashing Power ON LED when unit is timing • 5A SPDT or DPDT relay output	• Delay ON Adjustable single time range • Extended supply voltage range: 10V to 30VDC, 48VDC,110VD 24VAC,48VAC,115VAC,230VAC 90V to 250VAC, 400VAC • Time adjusted on calibrated scale 0 - 100% • High repetitive accuracy • Relay: 5A SPDT or 5A DPDT • **Time Ranges:** ST105: 120 Seconds; ST107: 240 Minutes Special Version: **SX175/115VAC-DP** Fixed Time Range 0-30 sec Supply: 115VAC	• Interval (One Shot) Adjustable single time range • Extended supply voltage range: 10V to 30VDC, 48VDC,110VD 24VAC,48VAC,115VAC,230VAC 90V to 250VAC, 400VAC • Time adjusted on calibrated scale 0 - 100% • High repetitive accuracy • Relay: 5A SPDT or 5A DPDT • **Time Ranges:** ST106: 120 Seconds; ST108: 240 Minutes	• Programmable functions: Delayed ON, Interval (one shot), both with hold or pulse reset • Programmable in six independent overlapping time ranges • Direct interface with DC three-wire NPN **(ST110/ST111)** and PNP **(ST112/ST113)** sensors • High speed electronic reset & repetitive accuracy • Time adjustment on calibrated scale, 0-100% • 5A double pole relay output (10A SPDT offered on request) • Time Ranges: **ST110/ST112**: Up to 120 sec **ST111/ST113:** Up to 240 min • Extended time ranges available up to 200 hours on special orders
Connection Diagram	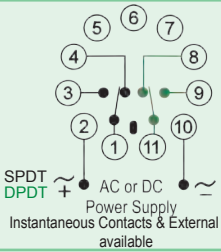	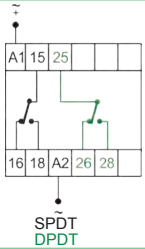	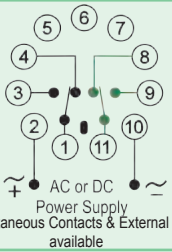	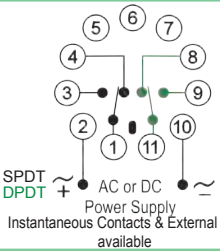	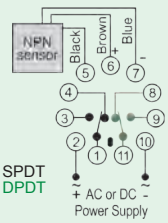
Specifications	**POWER SUPPLY** **AC:** Supply voltage: Not galvanic: 230VAC = 90 - 250VAC Galvanic: 12, 115, 230, 400, 415, 525V ±15% Power consumption: 3VA (approx), 6VA for 415, 525V (approx) **DC:** Supply voltage: 48, 60, 110V ±15% Power consumption: 30mA **AC/DC:** Supply voltage: 10 - 30V Power consumption: 100mA **Reset:** Power supply to be interrupted for at least 0,5 seconds. For high speed reset applications, refer to **ST110** **ST-100** Switch S1 / Time Ranges: 1,8s - Up to 1,8s; 7,5s - Up to 7,5s; 15s - Up to 15s; 30s - Up to 30s; 60s - Up to 60s; 120s - Up to 120s **ST-101** Switch S1 / Time Ranges: 220s - Up to 220s; 7,5m - Up to 7,5m; 15m - Up to 15m; 60m - Up to 60m; 120m - Up to 120m; 240m - Up to 240m Extended time range available on special order: 6, 12, 5, 25, 50, 100, and 200 hours	**POWER SUPPLY** **AC:** Supply voltage: 12, 24,115, 230, 400, 525V Power Consumption: 2VA (approx) Tolerance: ±15% **AC Reactive:** Supply Voltage: 230VAC = 90-250VAC Power consumption: 2VA (approx) **DC:** Supply Voltage: 48, 60, 110V Power Consumption: 30mA (approx) Tolerance: ±15% **AC/DC:** Supply Voltage: 12/24V Power Consumption: 100mA (approx) Tolerance: 15% **TIME SPECIFICATION** Setting Accuracy: 5% Repeatability: 0.5% **HOUSING** 250V and below: 22,5mm width. Above 250V: 45mm width **RELAY** Relay Options (250V, 5A)SPDT, DPDT **TIME RANGES (STANDARD)** 2: 0.2 to 2 sec, min or hrs 5: 0.5 to 5 sec, min or hrs 10: 1 to 10 sec, min or hrs 20: 2 to 20 sec, min or hrs 50: 5 to 50 sec, min or hrs 100: 10 to 100 sec, min or hrs	**POWER SUPPLY** **AC:** Supply voltage: Not Galvanic 250VAC = 90 - 250VAC Galvanic: 12,24,48,115,230,400, 415 525V ±15% Power Consumption: 3VA(approx) 6VA FOR 415, 525V(approx) **DC:** Supply Voltage: 48,60,110,220V ±15% Power Consumption: 30mA(approx) **AC/DC:**Supply Voltage: 10 - 30V Power Consumption: 100mA(approx) **Reset:** Power supply to be interrupted for at least 0.5 seconds. ST105: Sw Pos 1 Up to 1,8s; 2 Up to 7,5s; 3 Up to 15s; 4 Up to 30s; 5 Up to 60s; 6 Up to 120s ST107: Sw Pos 1 Up to 220s; 2 Up to 7,5m; 3 Up to 15m; 4 Up to 60m; 5 Up to 120m; 6 Up to 240m **E = External Pot **I = Instantaneous Contacts **TX = Galvanic *Relay contact **SP**= Single Pole **DP**= Double Pole	**POWER SUPPLY** **AC:** Supply voltage: Not Galvanic 250VAC = 90 - 250VAC Galvanic: 12,24,48,115,230,400, 415 525V ±15% Power Consumption: 3VA(approx) 6VA FOR 400(approx) **DC:** Supply Voltage: 48,60,110,220V ±15% Power Consumption: 30mA(approx) **AC/DC:**Supply Voltage: 10 - 30V Power Consumption: 100mA(approx) **Reset:** Power supply to be interrupted for at least 0.5 seconds. ST106: Sw Pos 1 Up to 1,8s; 2 Up to 7,5s; 3 Up to 15s; 4 Up to 30s; 5 Up to 60s; 6 Up to 120s ST108: Sw Pos 1 Up to 220s; 2 Up to 7,5m; 3 Up to 15m; 4 Up to 60m; 5 Up to 120m; 6 Up to 240m **E = External Pot **I = Instantaneous Contacts **TX = Galvanic *Relay contact **SP**= Single Pole **DP**= Double Pole	**POWER SUPPLY** **AC:** Supply voltage: 12, 24, 115, 230, 400, 415, 525V ±15%. Isolation (reset input to power supply): 2kV Power consumption: 3VA (approx), 6VA for 415, 525V (approx) **DC:** Supply voltage: 10-30V, 48, 60, 110V ± 15% Isolation: no galvanic isolation. Power consumption: 100mA (10-30V), 30mA for higher ranges **RESET INPUT** Reset time: 2 milliseconds Short circuit current: 1mA Open circuit voltage: 8.2V **12V DC OUTPUT:** Voltage tolerance: 10-15V DC Source current: 30mA (max.) **ST-110/112** Switch S1 / Time Ranges: 1,8s - Up to 1,8s; 7,5s - Up to 7,5s; 15s - Up to 15s; 30s - Up to 30s; 60s - Up to 60s; 120s - Up to 120s **ST-111/113** 220s - Up to 220s; 7,5m - Up to 7,5m; 15m - Up to 15m; 60m - Up to 60m; 120m - Up to 120m; 240m - Up to 240m Extended time ranges on special order: • 6, 12, 5 and 25 hours • 50, 100, and 200 hours
Ordering Code Example	TYPE ST / MODEL 100 / VOLTAGE 230V / POWER SUPPLY AC / RELAY CONTACTS ** - *	TYPE AT / MODEL 100 / VOLTAGE 230V / POWER SUPPLY AC / RELAY CONTACTS - *	TYPE ST / MODEL 105 / VOLTAGE 230V / POWER SUPPLY AC / RELAY CONTACTS ** - *	TYPE ST / MODEL 108 / VOLTAGE 230V / POWER SUPPLY AC / RELAY CONTACTS ** - *	TYPE ST / MODEL 110 / VOLTAGE 230V / POWER SUPPLY AC / RELAY CONTACTS ** - *

AUTOMATION

**L = Extended Time Range
**E = External Pot
**I = Instantaneous Contacts
**TX = Galvanic Isolation

*Relay contact
SP= Single Pole
DP= Double Pole

See Page 1.36 for Module Dimensions & Accessories

©ACDC Dynamics

FAILSAFE FEATURES

ELECTRONIC TIMERS

Type	Electronic Reset Timer	Star-Delta Timer	Star-Delta Timer	Unequal Cycling Timer	Unequal Cycling Timer
					
Code	**AT110**	**ST130**	**AT130**	**ST200/ST201/ST202/ST203**	**AT200**
Features	• Programmable functions: Delayed ON, Interval (one shot), both with hold or pulse reset • 18 overlapping programmable time ranges from 0,2 seconds to 100 hours, achieved by: ·3 programmable time ranges: seconds, minutes, hours ·6 programmable time scales for each of 3 time ranges • Time Setting on calibrated scale(10 -100%) • High speed electronic reset and high repetitive accuracy • Direct interface with DC three-wire NPN/PNP sensors, with reset input for either PNP or NPN in the same unit • Power ON, Relay ON and reset LED's • Flashing Power ON LED when unit is timing • Microprocessor technology incorporated • 5A SPDT or DPDT relay output	• Relay de-energises to "centre-off" position for failsafe operation • Adjustable time range of 0-60 seconds • Incorporates 75 millisecond pause time to prevent overlapping of Star and Delta switching • LED indication of relay output status, i.e.: Star or Delta mode • Two relay method for interlocking of contacts ensuring break before make • 5A relay output • Rated for continuous operation	• Relay de-energises to "centre-off" position for failsafe operation • Adjustable Star Time range of up to 60 seconds • Fixed 75/50 millisecond pause time to prevent overlapping of Star and Delta switching • LED indication of relay output status i.e. Star or Delta mode • Two SPDT relays with neutral centre position ensure break before make • Microprocessor technology incorporated • 5A SPDT relay output • Rated for continuous operation	• Programmable OFF-cycle first or ON-cycle first • Programmable in 6 overlapping time ranges • Extended time ranges available up to 25 hours or 200 hours on special order • Separate off/on time adjustment on calibrated scale, 0-100% • High repetitive accuracy • 5A DPDT relay output (10A SPDT offered on request) Timer: ST200 T1 A T2 A; ST201 T1 A T2 B; ST202 T1 B T2 B; ST203 T1 B T2 A	• Programmable for either OFF cycle first or ON-cycle first • 12 overlapping programmble time ranges from 0,2 seconds to 4 hours • High repetitive accuracy • Power ON and Relay ON LED's • Flashing Power ON LED when unit is timing (flash rate increases when relay is about to switch) • Microprocessor technology incorporated • 5A SPDT or DPDT relay output. • Separate OFF/ON time range selection and time adjustments on calibrated scales, 0-100% • Link Y1/Y2 to Y3 for minutes • Link Y3 to Y4 for "On" first
Connection Diagram	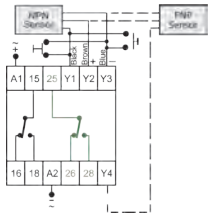 SPDT DPDT	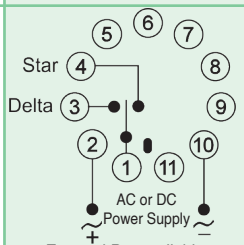 External Pot available, Pins 5, 6, 7	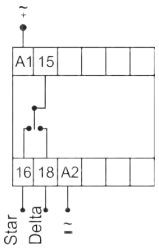	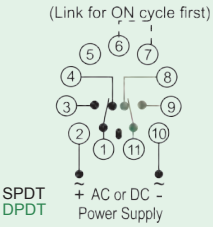 2x External Pot available, Pins 5, 6, 7 (Off cycle first only)	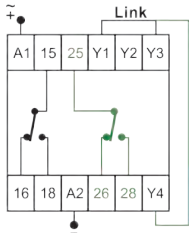 SPDT DPDT
Specifications	**POWER SUPPLY** **AC:** Supply voltage: 12, 24,115, 230, 400, 525V 2kV Galvanic isolation Power Consumption: 2VA (approx) Tolerance: ±15% **DC:** Supply Voltage: 48, 60, 110V Power Consumption: 30mA (approx) Tolerance: ±15% **AC/DC:** Supply Voltage: 12/24V Power Consumption: 100mA (approx) Tolerance: ±15% **RESET INPUT** Input type: NPN Sensor, PNP Sensor, Potential free contact Minimum Pulse width: 4mS Open circuit Voltage: <5, 6V **HOUSING** 250V and below: 22,5mm width Above 250V: 45mm width **RELAY** Relay Options: (250, 5A)SPDT or DPDT **DC OUTPUT** Voltage tolerance: 10-24V Source Current: 10mA Setting Accuracy: 5% Repeatability: 0,5% **TIME RANGES (STANDARD)** 2: 0,2 to 2 sec, min or hrs 5: 0,5 to 5 sec, min or hrs 10: 1 to 10 sec, min or hrs 20: 2 to 20 sec, min or hrs 50: 5 to 50 sec, min or hrs 100: 10 to 100 sec, min or hrs	**POWER SUPPLY** **AC:** Supply voltage: 48, 60, 115, 230, 400, 415, 525V ±15% Power consumption: 3VA (approx), 6VA for 415, 525V (approx) **AC Reactive:** Supply voltage: 230V (90-250V) **DC:** Supply voltage: 10-30V AC/DC, 48, 60, 110V DC ±10% Isolation: no galvanic isolation Power consumption: 100mA for 10-30V AC/DC, 30mA for higher ranges **RESET** Power supply to be interrupted for at least 1 second **TIME SETTINGS** 0 - 60 seconds adjustable **PAUSE TIMER** Approximately 75 milliseconds ±10%	**POWER SUPPLY** **AC Transformer:** Supply Voltage: 12, 24, 115, 230, 400, 525V ±15% 2kV galvanic isolation Power consumption: 2VA, 6VA (approx) **AC Reactive:** Supply voltage: 230V (90-250V) Power consumption: 100mA **DC:** Supply voltage: 48, 60, 110V Power Consumption: 30mA ±15% **AC/DC:** Supply voltage: 12/24V Power consumption; 100mA ±15% **HOUSING** 250V and below: 22,5mm width Above 250V: 45mm width **RELAY:** Relay Options (250V, 5A): SPDT (1x SPST for Delta and 1x SPST for Star) **RESET** Power supply to be interrupted for at least 1 second **PAUSE TIME** 75 milliseconds **STAR TIME ADJUSTMENT** SPDT / FUNCTION S1 60s Delay / 75ms Pause S2 30s Delay / 75ms Pause S3 60s Delay / 50ms Pause S4 30s Delay / 50ms Pause	**POWER SUPPLY** **AC:** Supply voltage: 230, 400, 415, 525V ±15% **AC Reactive:** Supply voltage: 230V (90-250V) Power consumption: 3VA, 6VA for 415, 525V (approx) **DC:** Supply voltage: 48, 60, 110V DC ±15% Power consumption: 30mA **AC/DC:** Supply voltage: 10-30V AC/DC. Power consumption: 100mA **RESET** Power supply to be interrupted for at least 0,5 seconds Extended time ranges available on special order: 6, 12.5, 25, 50, 100 and 200 hours A Switch Position / Time Ranges 1 - Up to 1,8s 2 - Up to 7,5s 3 - Up to 15s 4 - Up to 30s 5 - Up to 60s 6 - Up to 120s B 7 - Up to 220s 8 - Up to 7,5m 9 - Up to 15m 10 - Up to 60m 11 - Up to 120m 12 - Up to 240m	**POWER SUPPLY** **AC**: Supply voltage: 12, 24, 115, 230, 400, 525V 2kV Galvanic isolation Power Consumption: 2VA, 6VA (approx) Tolerance: ±15% **AC Reactive:** Supply voltage: 230V (90-250V) Power Consumption: 100mA **DC:** Supply Voltage: 48, 60, 110V Power consumption: 30mA Tolerance: ±15% **AC/DC:** Supply voltage: 12/24V Power consumption: 100mA Tolerance: ±15% **HOUSING** 250V and below: 22.5mm width Above: 45mm width **RELAY** Relay options (250V, 5A): SPDT, DPDT **TIME SPECIFICATION** Setting Accuracy 5% Repeatability 0.5% **TIME RANGES (STANDARD)** 2: 0,2 to 2 sec or min 6: 0,6 to 6 sec or min 20: 2 to 20 sec or min 60: 6 to 60 sec or min 120: 12 to 120 sec or min 240: 24 to 240 sec or min
Ordering Code Example	TYPE AT / MODEL 110 / VOLTAGE 230V / POWER SUPPLY AC / RELAY CONTACTS – *	TYPE ST / MODEL 130 / VOLTAGE 230V / POWER SUPPLY AC	TYPE AT / MODEL 130 / VOLTAGE 230V / POWER SUPPLY AC / STAR TIME – S1	TYPE ST / MODEL 200 / VOLTAGE 230V / POWER SUPPLY AC / RELAY CONTACTS –**–*	TYPE AT / MODEL 200 / VOLTAGE 230V / POWER SUPPLY AC / RELAY CONTACTS – *

****L** = Extended Time Range
****E** = External Pot
****I** = Instantaneous Contacts
****TX** = Galvanic Isolation

*Relay contact
SP= Single Pole
DP= Double Pole

AUTOMATION

©ACDC Dynamics

See Page 1.36 for Module Dimensions & Accessories

ELECTRONIC TIMERS

Type	Multi-function Asymmetrical Reset Timer	No Power Delay OFF Timer	AC Interval or Complementary Lamp Flasher	Multi-Start Attempt Unit	Multi-Start Attempt Unit
	FAILSAFE FEATURES 				
Code	**ST210**	**ST300/ST301**	**ST410/ST411**	**ST500**	**AT500**

Features	• 6 Programmable reset functions with hold or pulse reset or both, and power supply on reset
	• Programmable in 6 independent overlapping time ranges up to 120 seconds
	• Direct interface with DC three-wire NPN sensor
	• High speed electronic reset
	• High repetitive accuracy
	• Time adjustment on calibrated scale, 0-100%
	• 5A double pole relay output (10A SPDT offered on request)
		• Internal NiCd battery back-up on **ST301**
		• Programmable in 6 independent overlapping time ranges
		• Time adjustment on calibrated scale, 0-100%
		• High repetitive accuracy
		• 10A single pole or 5A double pole relay output
		• Time ranges:
		  • **ST300**: up to 120 sec
		  • **ST301**: up to 240 min
		Special Version:
		SX174/115VAC-DP
		Fixed Time Range 0-60 sec
		Supply: 115VAC
			• Programmable: continuous flashing or interval flashing
			• Adjustable interval 1-10 secs
			• Pulse rate of 90 flashes per minute as standard (other rated on special order)
			• Solid state switching
			• Switching capacity 4A, 1000W / 250V
			• Power supply range 90V-250VAC
			• Two wire in-line connection **(ST410)** or three wire in-line connection **(ST411)**
				• Programmable number of starts: 3 to 8
				• Adjustable cranking time: 1 to 10 seconds
				• Start failure alarm output
					• Programmable number of start attempts: 3 to 8
					• Start failure alarm output
					• Separately adjustable starter and pause times
					• Adjustable starter time: 1 to 20 seconds
					• Adjustable pause time: 1 to 20 seconds
					• Power On, Start Relay and Alarm Relay LED's
					• Microprocessor technology incorporated
					• 5A SPDT Start Relay
					• 5A SPDT Alarm Relay (start failure)

Connection Diagram	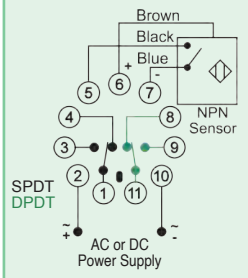	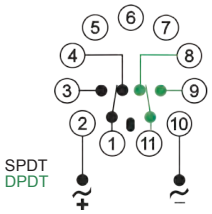	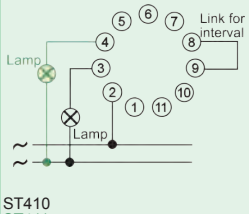	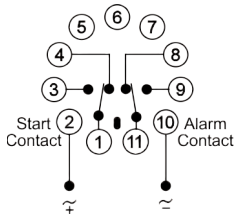	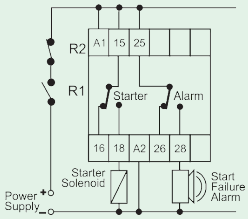
Specifications	**POWER SUPPLY** **AC:** Supply voltage: 12, 24, 115, 230, 400, 415, 525V ±10% Isolation (reset to power supply): 2kV Power consumption: 3VA, 6VA for 400, 415, 525V (approx) **DC:** Supply voltage: 10-30V 48, 60, 110V DC ±15% Isolation: no galvanic isolation Power consumption: 100mA (10-30V), 30mA for higher ranges **RESET INPUT** Reset time: 6ms Short circuit current: 2mA Open circuit voltage: 8,2V 12V DC Output: Voltage tolerance 10-15V DC Source current: 30mA (max) **Switch Position** / **Time Ranges** 1 - Up to 1,8s 2 - Up to 7,5s 3 - Up to 15s 4 - Up to 30s 5 - Up to 60s 6 - Up to 120s	**POWER SUPPLY** **AC:** Supply voltage: 12, 24, 115, 230, 400, 415, 525V ±15% Power consumption: 3VA, 6VA for 415, 525V (approx) **DC:** Supply voltage: 48, 60, 110V ±15% Power consumption: 30mA **AC/DC:** Supply voltage: 12V AC/DC and 24V AC/DC Power consumption: 100mA **ST-300** **Switch S1** / **Time Ranges** 1,8s - Up to 1,8s 7,5s - Up to 7,5s 15s - Up to 15s 30s - Up to 30s 60s - Up to 60s 120s - Up to 120s **ST301** 220s - Up to 220s 7,5m - Up to 7,5m 15m - Up to 15m 60m - Up to 60m 120m - Up to 120m 240m - Up to 240m ****I** = Instantaneous Contacts	**POWER SUPPLY** Supply voltage: 230 (90-250V) Supply frequency: 45-70Hz Minimum load: 15W (250VAC), 10W(110VAC) Maximum load: 1000W (250VAC), 400W (110VAC) Maximum load current: 4A continuous **TIMING** Flash rate: 90 flashes per minute (standard). Optional pulse rates available on special order Interval: 1-10 seconds (adjustable) **RESET** Power supply to be interrupted for at least 5 seconds	**POWER SUPPLY** **AC**: Supply voltage: 48, 60, 115, 230V ±15% Power consumption: 3VA (approx) **DC:** Supply voltage: 48, 60, 110V ±15% Power consumption: 30mA **AC/DC:** Supply voltage: 10-30V AC/DC Power consumption: 100mA **RESET** Power supply to be interrupted for at least 0,5 seconds **NUMBER OF START** 3 to 8 (programmable) **DURATION OF START ATTEMPT** Adjustable from 1 to 10 seconds **DURATION OF PAUSE** Equal to set duration of start attempt	**POWER SUPPLY** **AC:** Supply Voltage: 12, 24, 115, 230, 400, 525V 2kV galvanic isolation Power Consumption: 2VA (approx) Tolerance: ±15% **AC Reactive:** Supply voltage: 230 (90-250V) Power Consumption: 2VA **DC:** Supply Voltage: 48, 60, 110V Power consumption: 30mA Tolerance: ±15% **AC/DC:** Supply voltage: 12/24V Power consumption: 100mA Tolerance: ±15% **HOUSING** 250V and below: 22.5mm width Above 250V: 45mm width **ALARM RELAY** Contact rating 250V, 5A SPDT **STARTER RELAY** Contact rating 250V, 5A SPDT **START ATTEMPTS** Number of Start Attempts: 3 to 8 Duration of Start Attempts: Adjustable from 1 to 20 secs Duration of Pause between Start Attempts: Adjustable from 1 to 20 secs
*Relay contact **SP**= Single Pole **DP**= Double Pole					
Ordering Code Example	TYPE ST / MODEL 210 / VOLTAGE 230V / POWER SUPPLY AC / RELAY CONTACTS *	TYPE ST / MODEL 300 / VOLTAGE 230V / POWER SUPPLY AC / RELAY CONTACTS **I *	TYPE ST / MODEL 410 / VOLTAGE 250V / POWER SUPPLY AC	TYPE ST / MODEL 500 / VOLTAGE 230V / POWER SUPPLY AC	TYPE AT / MODEL 500 / VOLTAGE 230V / POWER SUPPLY AC / RELAY CONTACTS SP

AUTOMATION

See Page 1.36 for Module Dimensions & Accessories

©ACDC Dynamics

PROCESS CONTROLLERS

Type	Control Module for resistive Sensors	Liquid Level Control Module	Liquid Level Controller	Level Control Module for NAMUR Sensor	Distance Control Unit
		FAILSAFE FEATURES 	FAILSAFE FEATURES 	FAILSAFE FEATURES 	
Code	**SC100**	**SC130**	**AC130**	**SC230**	**DCU**
Features	• Senses conductivity between two probe terminals providing a relay output if conductivity exceeds a set limit • AC modulation of probe signal to prevent plating and electrolytic corrosion • Low voltage probe signal for human safety • Adjustable sensitivity from 15k to 500k Ohm • 10A SPDT relay output **Possible Applications:** • Liquid Level Control • Flame Detection / Daylight Switching • Temperature Control • Soil Moisture Monitoring • Remote Start/Stop	• Programmable for charging and discharging operation • AC modulation of probe signal to prevent plating and electrolytic corrosion • Low voltage, probe signal for human safety • Adjustable sensitivity • DC or AC power supply option • 10A SPDT relay output	• Programmable for charging and discharging operation • AC modulation of probe signal to prevent plating and electrolytic corrosion • Low voltage, probe signal for human safety • Adjustable sensitivity • Power ON and RELAY ON LED's • 5A SPDT or DPDT relay output	• Interfaces with industrial standard NAMUR sensors (inductive or capacitive) • Low power sensor signal to DIN19234 • Programmable charge or discharge modes • Programmable single or double sensor selection • Independent indication of each sensor status • Separate cable fault indication for each sensor • Failsafe operation under cable fault conditions • Direct interface with solid state relay • Protected NPN output for direct interface with PLC's or counters • 10A SPDT relay output • DC or AC power supply option	• Designed for long distance operations of up to 4km using 1.5mm copper wire/ cable • AC modulation of probe signal to prevent plating and electrolytic corrosion • Low voltage probe signal for human safety • Suitable for use in single or dual float switches
Connection Diagram	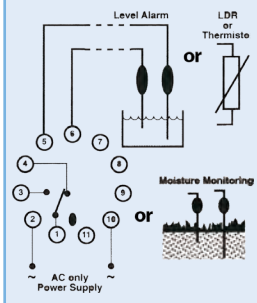	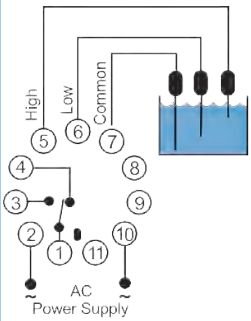 DPDT on request	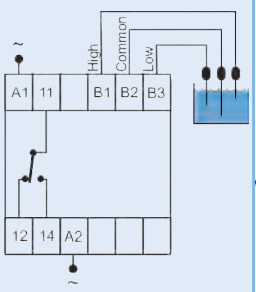 DPDT on request	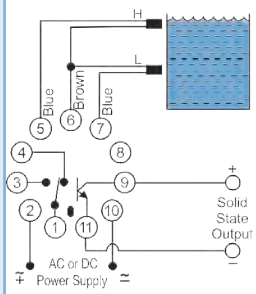 DPDT on request. No Solid State Output	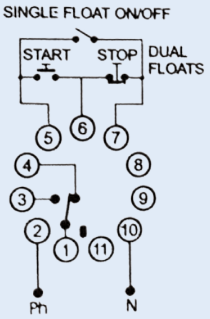
Specifications	**POWER SUPPLY** **AC:** (AC only - see **SC130** for DC applications) Supply voltage: 12, 24, 115, 230, 400, 415, 525V AC ±15% Isolation (probe input to power supply): 2kV Power consumption: 3VA, 6VA for 415, 525V (approx) **PROBE INPUT** Sensitivity: approx. 15-500k Ohm (adjustable) Probe voltage: 12V AC Probe frequency: 50Hz	**POWER SUPPLY** **AC:** Supply voltage: 12, 24, 1 15, 230, 400, 415, 525V ±15% Isolation (probe input to power supply): 2kV Power Consumption: 3VA, 6VA for 415, 525V (approx) **DC:** Supply voltage: 10-30V, 48, 60, 110V ±15% Isolation: no galvanic isolation Power consumption: 100mA (10-30V), 30mA for higher ranges **LEVEL SENSING INPUT** Probe voltage: 4V AC Probe frequency: 100Hz Sensitivity: 0 - 50kOhm (adjustable) Response time: 0,5 seconds *For Probe parts, see page 2.2	**POWER SUPPLY** **AC:** Transformer (2kV galvanic isolation): Supply Voltage: 12, 24, 115, 230, 400, 525VAC Power consumption: 2VA (approx) Tolerance: ±15% **DC:** Supply voltage: 12, 24, 48, 60, 110V Power Consumption: 30mA (approx) Power Consumption: 100mA (approx) Tolerance: ±15% **HOUSING** 250V and below: 22,5mm width Above 250V: 45mm width **LEVEL SENSING INPUT** Probe voltage: 4V AC Probe frequency: 100Hz Sensitivity: 0 to 100kOhm (adjustable) Response: 0.5 seconds **RELAY** Relay Contacts (250V, 5A): SPDT, DPDT. *For probe parts see page 2.2	**POWER SUPPLY** **AC:** Supply voltage: 12, 24, 115, 230, 400, 415, 525 ±15% Isolation (sensor input to power supply): 2kV Power consumption: 3VA, 6VA for 415, 525V (approx) **DC:** Supply voltage: 10-30V, 48, 60, 110V ±15% Isolation: no galvanic isolation Power Consumption: 100mA (10-30V), 30mA for higher ranges **SENSOR INPUT** Type NAMUR (DIN 19234) Maximum Sensing Speed: 25Hz (when using relay output) Short Circuit Current: 20mA DC Open Circuit Voltage: 8,2V DC **OUTPUTS (SP)** NPN Open Connector (9,11) Solid State Relay Drive (8,9) C/O (1,3,4) If DP Contacts, no solid state O/P	**POWER SUPPLY** **AC:** Supply voltage: 230, 400VAC Float terminal voltage: 24VDC Isolation: Galvanic isolation
Ordering Code Example	TYPE SC / MODEL 100 / VOLTAGE 230V / POWER SUPPLY AC – RELAY CONTACTS *	TYPE SC / MODEL 130 / VOLTAGE 230V / POWER SUPPLY AC – RELAY CONTACTS *	TYPE AC / MODEL 130 / VOLTAGE 230V / POWER SUPPLY AC – RELAY CONTACTS *	TYPE SC / MODEL 230 / VOLTAGE 230V / POWER SUPPLY AC – RELAY CONTACTS *	TYPE DCU / VOLTAGE 230V / POWER SUPPLY AC

*Relay contact
SP= Single Pole
DP= Double Pole

AUTOMATION

©ACDC Dynamics

See Page 1.36 for Module Dimensions & Accessories

PROCESS CONTROLLERS

Type	Control Module for NAMUR Sensor	Intrinsically Safe Control Module for NAMUR Sensor	3-Wire DC Sensor Interface Relay Module	Tachometer Relay
				
Code	**SC300**	**SC301**	**SC314**	**SC320**
Features	• Direct interface with Namur two-wire proximity sensors (inductive, capacitive and opto-electronic) • Sensor cable fault detection with LED indication • Proximity switching in hostile supply voltage environments (transients, surges) • High reliability proximity switching compared to limit switches • Cost efficient sensor and module replacement • Impervious to interference between sensor and amplifier over long cable runs • Low power sensor signal to DIN19234 • 10A single pole or 2 x 5A double pole relay outputs	• Intrinsically safe classification: (Ex ib) Gr 2C, T6. • Direct interface with Namur two wire proximity switches • Failsafe operation • Sensor cable fault detection and indication • Low power sensor signal to DIN19234 • SPST relay outputs	• Interfaces with all types of 3-wire NPN or PNP DC sensors (inductive, capacitive and optoelectronic) • LED indication of relay status • Robust power supply • Cost efficient interface for DC sensors in AC environments • Cost efficient module replacement • 10A SPDT relay output	• Direct interface with Namur two-wire proximity sensors or limit switches • Low power sensor signal to DIN19234 • Sensor cable fault indication • Programmable speed ranges: 10 RPM to 10 000 RPM • Programmable for over-speed or under-speed detection • 0 to 1mA proportional output for tachometer instruments • 4-20mA available on request • Speed set point adjustable on calibrated scale 0-100% • Start-up delay • 10A SPDT relay output **Note: Analogue output not available when DP option selected**
Connection Diagram	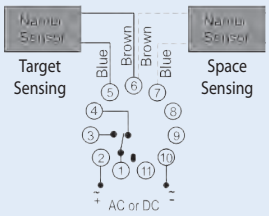 DPDT on request	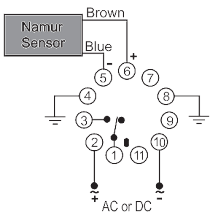 DPDT on request	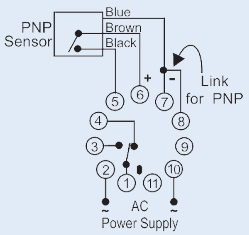	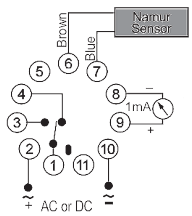 (DPDT on request)
Specifications	**POWER SUPPLY** **AC:** Supply voltage: 12, 24, 115, 230, 400, 415, 525V ±15% Isolation (sensor input to power supply): 2kV Power consumption: 3VA, 6VA for 415, 525V (approx) **DC:** Supply voltage: 10-30V, 48, 60, 110V ±15% Isolation: no galvanic isolation Power consumption: 100mA (10-30V), 30mA for higher ranges **SENSOR INPUT** Type: NAMUR (DIN 19234) Maximum Sensing Speed: 25Hz Short Circuit Current: 20mA DC Open circuit voltage: 8,2V DC	**POWER SUPPLY** **AC:** Supply voltage: 115, 230V ±15% Isolation (sensor input to power supply): 2kV Power consumption: 3VA approximately **DC:** Supply voltage: 24V ±15% Isolation: no galvanic isolation Power consumption: 100mA **SENSOR INPUT** Type: Namur (DIN 19234) Quiescent Voltage: <8.2V DC Short circuit current: < 25mA Max External Capacitance: < 300nF (AC supply), < 700nF (DC supply) Max External Inductance: < 2mH Relay options: SPST (pins 1 & 3, NO), DPST (pins 1 & 3 NO / pins 11 & 9, NO) Maximum relay current: 5A Maximum relay voltage: 250V Maximum product of relay current and voltage: 100VA Internal fuse rating: (AC supply) 100mA, 250V	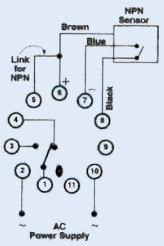 **SUPPLY VOLTAGE** **AC:** Supply Voltage: 12, 24, 115, 230, 400, 415, 525V ±15% Isolation (sensor input to power supply): 2kV Power consumption: 3VA, 6VA for 415, 525V (approx) **DC OUTPUT SUPPLY FOR SENSORS** 10-15V at 30mA **SENSORS INPUT: (PNP pin 5, NPN pin 8)** Each sensor must be able to conduct at least 80mA to operate the modules internal relay Maximum switching speed: 25Hz (when using relay output)	**POWER SUPPLY** **AC:** Supply voltage: 12, 24, 115, 230, 400, 415, 525V ±15% Isolation (sensor input to power supply): 2kV Power consumption: 3VA, 6VA for 415, 525V (approx) **DC:** Supply voltage: 10-30V, 48, 60, 110V ±15% Isolation: no galvanic isolation Power consumption: 100mA (10-30V), 30mA for higher ranges **SENSOR INPUT** Type: Namur (DIN 19234) Short Circuit Current: 20mA DC Open Circuit Voltage: 8,2V DC Hysteresis: 10% (fixed) Repeatability: 1% Start-up delay: approximately 10 seconds (Available 0-15 seconds on special order) **Analogue output: 0-1**mA DC** (**0-20**mA or **4-20**mA - available as an output order option) Maximum load: 7k Ohm Accuracy: 5% of full scale **Speed Range** / **Approximate Response time** 10-100 RPM — 10 seconds 30-300 RPM — 10 seconds 100-1 000 RPM — 1 second 300-3 000 RPM — 1 second 1 000- 10 000 RPM — 1 second
Ordering Code Example	TYPE SC / MODEL 300 / VOLTAGE 230V / POWER SUPPLY AC / RELAY CONTACTS *	TYPE SC / MODEL 301 / VOLTAGE 230V / POWER SUPPLY AC / RELAY CONTACTS *	TYPE SC / MODEL 314 / VOLTAGE 230V / POWER SUPPLY AC / RELAY CONTACTS SP	TYPE SC / MODEL 320 / VOLTAGE 230V / POWER SUPPLY AC / OUTPUT ** / RELAY CONTACTS *

*Relay contact
SP= Single Pole
DP= Double Pole

See Page 1.36 for Module Dimensions & Accessories

©ACDC Dynamics

PROCESS CONTROLLERS

Type	Opto-electronic Control Unit	Temperature Control Module	Thermistor Motor Protection Module	Flip Flop Relay with/without Memory
				
Code	**SC410/SC411**	**SC501**	**SC510/SC511**	**SC610/SC611**
Features	• Directly interfaces with the **R02** Detector range of rectangular and tubular opto-electronic sensors • 10 metre sensing distance with the appropriate barrier heads • Programmable for dark or light response • Adjustable on and off response delay of 0-5 seconds • Signal modulated beam to stop foreign light source interference • Adjustable light intensity • High speed solid state (NPN) open collector output • Direct interface with solid state relays • Opto sensor cable fault detection (**SC411** only) • 10A SPDT relay output Note: Solid state O/P not available when DP option selected	• Interfaces with industrial standard PT-100 temperature sensors • Six programmable overlapping temp. ranges between -50 - 300°C • Programmable for over and under temperature • Temperature level adjustment on calibrated scale 0 - 100% • High repetitive accuracy • Programmable inversion of relay output for fail-to-safe operation • 0 to 1mA proportional output for each temperature range • Proportional output is limited to 1,2 mA to protect analogue instruments • Latching on under-temperature or over-temperature (programmable) • 10A SPDT relay output	• Interfaces with PTC sensors as per DIN 44081 • The **SC511** has a fault latching feature, can be reset via external opening contact or via the reset button on the unit • Test button to simulate fault condition on the **SC511** • Sensor or cable fault detection and indication with an automatic relay de-energisation for failsafe operation • 10A SPDT relay output	• Many power supply options • Direct connection of a NPN sensor (**SC611**) • **SC610** - without memory • **SC611** - with memory • 10A SPDT or a 5A DPDT relay
Connection Diagram	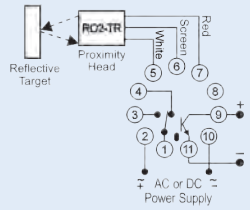 DPDT on request	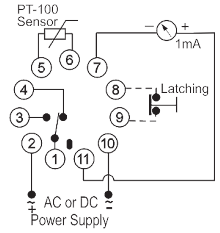 DPDT on request. No Latching	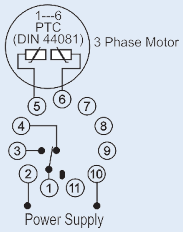 DPDT on request	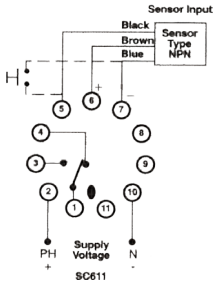 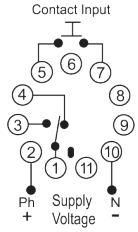 DPDT on request (**SC610** Only)
Specifications	**POWER SUPPLY** **AC:** Supply voltage: 12, 24, 115, 230, 400, 415, 525V ±15% Isolation (sensor input to power supply): 2kV Power consumption: 3VA, 6VA for 415, 525V (approx) **DC:** Supply voltage: 10-30V, 48, ±15% Isolation: no galvanic isolation (common negative) Power consumption: 100mA (10-30V), 30mA for higher ranges **RESPONSE** ON - Delay = 0.03 - 5 seconds (adjustable) OFF - Delay = 0.03 - 5 seconds (adjustable) **SSR DRIVER OUTPUT (Pin 8 - 9)** Max. output source current: 8mA Open circuit output voltage: 12V DC **TRANSMITTER (Pin 6 - 7)** Current pulse: 1.5A/25 microseconds Maximum wire impedance: 2,5 Ohms (use coaxial cable) Short circuit current: 20 mA (average) **RECEIVER (Pin 5 - 6)** Short circuit current: 3mA Open circuit voltage: 8.2V **OPEN COLLECTOR TRANSISTOR OUTPUT (Pin 9-11)** Type: NPN transistor Output sink current: 100mA Maximum voltage: 30V DC	**POWER SUPPLY** **AC:** Supply voltage: 12, 24, 115, 230, 400, 415, 525V ±15% Isolation (sensor input to power supply): 2kV Power consumption: 3VA, 6VA for 415, 525V (approx) **DC:** Supply voltage: 12, 24V 15% Isolation: no galvanic isolation Power consumption: 100mA **CONNECTION CABLE** 2 - core, unscreened. Resistance of long cables affect temp. accuracy (Approx.1°C per 0.3 ohms) **SENSOR INPUT** Type PT-100 resistive temperature sensor Short-circuit current: 1mA Open-circuit voltage: 220mV **TEMPERATURE SENSING RANGE -** Repetitive accuracy: 1% **ANALOGUE OUTPUT** Rating 0 to 1mA (proportional) 4-20mA available as an order option on any **one** range Maximum voltage between pins 7 and 11 (pin 11 positive): 12V DC Maximum load: 7k Ohm. Current limits at 1.2mA to protect analogue instruments	**POWER SUPPLY** **AC:** Supply voltage: 12, 24, 115, 230, 400, 415, 525V ±15% Power consumption: 3VA, 6VA for 415, 525V (approx) **DC:** Supply voltage: 10-30V, 48, 60, 110V ±15% Isolation: no galvanic isolation Power consumption: 100mA for 10-30V, 30mA for 48V and higher **SENSOR INPUT** Type: PTC sensor as per DIN 44081 Input impedance: 2200 Ohms Open-circuit voltage: <=2.5V Short circuit current: 1mA (max) **MEASURING CHARACTERISTICS OF THE SENSOR** Maximum cold resistance of PTC sensor: 1500ohms (i.e. 1 to 6 sensors can be connected) Triggering threshold: 3100 Ohms ±10% Recovery threshold: 1650 Ohms ±10% Short-circuit detection: < 20ohms Open-circuit detection: 10k ±10% Repetitive accuracy: 0,5% Response Time: 50 milliseconds	**POWER SUPPLY** **AC:** Supply voltage: 12, 24, 115, 230, 400, ±15% Isolation (reset to power supply): 2kV Power consumption: 3VA (approx) **DC:** Supply voltage: 12, 24, 10-30, 48, 60,110V ±15% Isolation: no galvanic isolation Power consumption: 100mA for 12V and 24V, 30mA for 48V and higher **12V DC Output:** Voltage tolerance: 10-15V DC. Source Current: 50mA (max.) **INPUT**

RANGE	S1
-50 to 50 C	1
0 to 100 C	2
50 to 150 C	3
100 to 200 C	4
150 to 250 C	5
200 to 300 C	6

SC-610
Short circuit current: 8.5mA
Open Circuit Voltage: 8.2V
Input reset speed: 20 millisecs.

SC-611
Short circuit current: 1mA
Open Circuit Voltage: 8.2V
Input reset speed: 10 millisecs.

*Relay contact
SP= Single Pole
DP= Double Pole

Ordering Code Example

TYPE	MODEL	VOLTAGE	POWER SUPPLY	RELAY CONTACTS
SC	410	230V	AC	*
SC	501	230V	AC	*
SC	510	230V	AC	*
SC	610	230V	AC	*

AUTOMATION

©ACDC Dynamics

See Page 1.36 for Module Dimensions & Accessories

COUNTALINE

Type	Power Supply Module	Totalising Counter	Multi-function Preselect Counter	Preselect Counter
				
Code	**SC900**	**CC120**	**SC700**	**CC701**
Features	• Cost effective power supply. • A large variety of output supply options (see table below) • High input voltage ranges (up to 525V AC) • Ease of installation due to 11-pin plug-in concept	• Large 6-digit LED display with leading zero suppression • High speed count input (5kHz) with positive or negative active edge (order option) • Independent low speed count input (30Hz) suitable for mechanical sensors • Reset achieved via the front panel push-button, via external switch or via NPN sensor • Gate input for ignoring high speed count input pulses • DC (NPN or PNP) or Namur sensor compatible high speed and gate inputs (order option) • 48 x 72mm panel mount housing format	• High & low speed inputs in one unit • Selectable ADD, SUBTRACT or ADD/SUBTRACT count modes • Relay hold time programmable from 0,1 - 25 seconds in 0,1 seconds increments • Reset achieved via the front panel push-button, via external switch or via NPN sensors • DC (NPN or PNP) or Namur sensor compatible high speed and gate inputs (order option) • Tamperproof keylock feature for protection of programmed parameters • 11-pin plug-in format (Industrial Standard)	• High & low speed inputs in one unit • Relay hold time programmable from 0,1 - 25 seconds in 0,1 second increments • Reset achieved via the front panel push-button, via external switch or via NPN sensors • DC (NPN or PNP) or Namur sensor compatible high speed input (order option) • Large 4-digit display with leading zero suppression • Separate up and down count inputs in ADD/SUBTRACT mode 1 • Separate count and count direction input in ADD/SUBTRACT mode 2 • User friendly keypad programming • 48 x 48mm (1/16 DIN) panel mount housing format
Connection Diagram	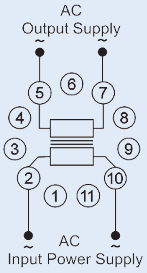	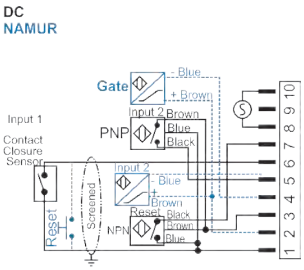	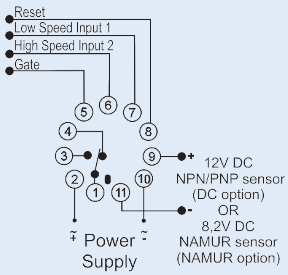	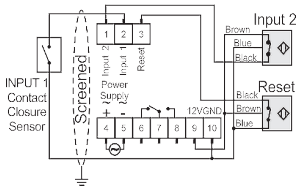
Specifications	**INPUT SUPPLY VOLTAGE** ***AC**: Supply Voltage: 12, 24, 115, 230, 400, 415, 525V 10% Isolation (input to input): 2kV ****Output Voltage:** 12, 24, 15, 32V Power consumption: 6VA (approx) *****Output Supply Voltage Type:** AC, DC, DCRG **AC Supply (±10%) Output Current:** 300mA, 150mA,100mA **DC Unregulated (±10%) Output Current:** 200mA, 120mA, 100mA **% Ripple:** <5 **DCRG Regulated (±1%) Output Current**: 150mA, 100mA, 80mA **% Ripple:** <0,5 **Output Type:** **AC = AC** **DC = DC (UNREGULATED)** **DCRG = DC (REGULATED)**	**INPUT SPECIFICATIONS** **Namur:** High Speed & Gate Input: Namur sensor DIN 19234 Reset Input: Potential free contact/NPN sensor Slow Speed Input: Potential free contact or NPN sensor **DC:** High Speed & Gate Input: NPN/PNP sensor Reset Input; Potential free contact/NPN sensor Slow Speed Input: Potential free contact or NPN sensor **Max. Input frequency:** High Speed Input: 5kHz Gate & Reset Input: 1kHz Slow Speed Input: 30Hz **Minimum pulse width:** High Speed Input: 100 microseconds Gate & Reset Input: 500 microseconds Slow Speed Input: 16.7microseconds **Active pulse edge:** High & slow Speed Input: Positive or negative, Namur and DC Gate Input: Low level on input **SENSOR INTERFACE** ***Replace* with sensor type*** **1= Namur negative edge** **2= Namur positive edge** **3= Negative - NPN/PNP(DC)** **4= Positive - NPN/PNP(DC)** Namur option: 8.2V DC/10mA DC (NPN or PNP) option:12V DC/ 50mA Max. NPN saturation voltage: 2V DC (high speed count and gate inputs)2.5V DC (low speed count input) Max. PNP sensor saturation voltage: 2V DC (high speed count and gate inputs) **GENERAL SPECIFICATIONS** ***Supply voltage:** Replace ** with* **24VAC/DC, 115VAC,230VAC, 400VAC, 415VAC, 525VAC** Protection class : IP 54 (front), IP30 (rear) Connection: Plug-connector	**INPUT SPECIFICATIONS** **AC/DC:** Supply voltage: 24V ±15% Isolation: No galvanic isolation Power consumption: 100mA **Low speed input:** Input type: potential-free contact or NPN sensor Maximum count frequency: 30Hz Minimum pulse width: 16.7ms **High speed input:** Maximum count frequency: 1kHz Minimum pulse width: 500Hz **RESET INPUT** Minimum pulse width: 500ms **SENSOR INTERFACE** Replace * with sensor type ***D**= PNP/NPN ***N**= Namur Namur: 8.2V DC/ 10mA DC (NPN/PNP):12V DC/ 50mA Max. NPN sensor saturation voltage: 2VDC **OUTPUT SPECIFICATIONS** Solid state relay: 12V at 10mA **GENERAL SPECIFICATIONS** **Supply voltage:** *Replace** with* **12VDC, 24VAC/DC, 115VAC, 230VAC, 400VAC, 415VAC, 525VAC** Maximum count frequency exceeded: 3 decimal points illuminating Power supply interruption < 1 second: 3 decimal points flashing Relay ON time: Adjustable range: 0.1 to 25 seconds Resolution: 0.1 second repeatable ±1% Set-up and data retention: ±10 years	**INPUT SPECIFICATIONS** **High speed input:** Namur: Namur sensor DIN 19234 **DC:** NPN or PNP sensor Maximum input frequency: 500Hz Minimum pulse width: 1 millisecond Active pulse edge: Positive or Negative **Slow speed input:** Namur & DC: Potential free contact or NPN sensor (open collector type) Maximum input frequency: 30 Hz Minimum pulse width: 16.7 ms Active pulse edge: Positive or Negative **RESET INPUT**: Namur & DC: Potential free contact or NPN sensor Maximum input frequency: 500Hz Minimum pulse width: 1 millisecond Active pulse edge: Negative: holds count value. Positive (if low for < 2 sec): resets count value and clears error messages **SENSOR INTERFACE** ***Replace* with Sensor Type*** ***D**= PNP/NPN ***N**= Namur Namur: 8.2V DC / 10mA NPN or PNP sensor: 12V DC/ 30mA Max.NPN sensor saturation voltage: 2V DC, 2.5V DC Maximum PNP sensor saturation voltage: 2V DC (high speed count input) **OUTPUT SPECIFICATIONS** Relay: 250 VAC, 8A, SPDT SSR Drive: 10mA at 6V **GENERAL SPECIFICATIONS** ***Supply voltage:** Replace** with* **12VAC, 12VDC, 24VAC, 24VDC, 48VAC, 115VAC, 230VAC, 400VAC**
Ordering Code Example	TYPE SC / MODEL 900 / AC VOLTAGE * — OUTPUT VOLTAGE ** OUTPUT TYPE ***	TYPE CC / MODEL 120 / ACTIVE EDGE * / POWER SUPPLY **	TYPE SC / MODEL 700 / VOLTAGE ** / SENSOR TYPE * / RELAY CONTACTS SP	TYPE CC / MODEL 701 / VOLTAGE ** / SENSOR TYPE * / RELAY CONTACTS SP

See Page 1.36 for Module Dimensions & Accessories

©ACDC Dynamics

DIN RAIL MOUNT TIMERS

Type	Delay on Timer	Multifunction Timer	Star Delta Timer	Passage Light Timer	Unequal Cycling Timer
(Replace * with relay type.) (Replace * with supply voltage.)					
Code	**ZHRT1-A - */ ***	**ZHRT1-M - */ ***	**ZHRT1-ST/ ***	**ZHRT1-LS/ ***	**ZHRT1-S2-/ ***
Output	Replace * in Code with ***2** = 2 x Timed C/O ***2T** = 1 x Timed + 1 x Instantaneous C/O 5A@250VAC	Replace * in Code with ***2** = 2 x Timed C/O ***2T** = 1 x Timed + 1 x Instantaneous C/O 5A@250VAC	2 x NO 5A@250VAC	1 x NO 5A@250VAC	2 x C/O 5A@250VAC
Function	• Microprocessor based • LED indication of supply and relay state • On application of power the time function starts. At the end of time delay the relay operates • The unit is reset by removal and re-application of power supply • Wide time range of 0.1s to 100Hr	• Microprocessor based • LED indication of supply and relay state • 10 Independant operating functions: A - Delay on operate B - Delay on Release C - Cycle timer OFF first D - Cycle timer ON first E - Interval hold reset F - Interval pulse reset G - Delay OFF hold reset H - Delay ON/OFF pulse reset I - Latching pulse reset J - Pulse Generator • Wide time range of 0.1s to 100Hr	• Microprocessor based • LED indication of supply and relay state. • Start time adjustable 1s - 10min. • Pause time adjustable 20ms - 300ms. • The unit is reset by removal and re-application of power supply	• Microprocessor based • Control of stairwell or Passage Lighting • When the unit receives a pulse input (L/N) the relay operates for the preset time. At the end of the set time it switches of automatically. • LED indication of supply and relay state • Auto or Manual Mode • Time Range adjustable: 30s - 20min	• Microprocessor based • LED indication of supply and relay state • Time ranges from 0.1s to 100Hr • Timing Functions start on application of power supply. • The unit is reset by removal and re-application of power supply.
Supply Voltage	***D12** = DC12V ***AD240** = AC/DC 24-240V ***A400** = AC400	***D12** = DC12V ***AD240** = AC/DC 24-240V ***A400** = AC400	***A110** = AC110V ***A230** = AC230V ***A400** = AC400V	***A110** = AC110V ***A230** = AC230V ***A400** = AC400V	***AD240** = AC/DC 24-240V ***A110** = AC110V ***A400** = AC400V

Type	No Power Delay Off	Delay On Restart Timer	Unequal Cycling Timer	Intermediate Relay
				
Code	**ZHRT1-D/***	**ZHRT1-SD/***	**ZHRT2-S3T/***	**ZHRT2-R3/***
Output	1 x C/O 5A@250VAC	1 x C/O 5A@250VAC	2 x timed C/O 16A@250VAC 1 x Instantaneous 16A@250VAC	3 x C/O 8A@250VAC
Function	• Microprocessor based • Relay operates when power is applied. • Timing starts when power is removed. • Power must be present for ≥ 2000ms • Delay time range 0.1s-10m • LED indication of status	• Microprocessor based • Relay operates when power is applied. • Relay de-energises when power fails • When power is restored the re-start time function begins • When re-start time period expires the relay re-energises • Delay time range 0.5-20m • LED indication of status	• Microprocessor based • Instantaneous relay contact energises and time period starts. • Timed relays energises at end of pre set time period • Unit reset by removal and re-application of power • Delay time range 0.1s-100hr • LED indication of status	• Used to expand the number of relay contacts • Operates similar to 11pin plug-in industrial relay but in DIN rail mount format
Supply Voltage	***D12** = DC12V, ***A115** = AC115V ***A230** = AC230V ***A400** = AC400V	***A115** = AC115V ***A230** = AC230V	***D12** = DC12V, ***AD240** = 24-240VAC/DC	***D12** = DC12V, ***AD240** = 24-240VAC/DC

AUTOMATION

©ACDC Dynamics

VOLTAGE MONITORS

Type	Single phase Over / Under Voltage Protector (Fixed TripPoints)	Single Phase Auto-Reset Over / Under Voltage Protector	Single phase Over / Under Voltage Protector	3 Phase Over / Under Voltage, Phase Sequence / Failure /Asymmetry Neutral Fail, Timed Fail / Reset	3 Phase Phase Failure/ Sequence/ Asymmetry
(Replace * with supply voltage.)		NEW 			
Code	**ZHRV2-36G/***	**ZHRV2-36S/***	**ZHRV2-54T/***	**ZHRV2-S/***	**ZHRV3-01-Z/ ***
Output	1 x N/O	1 x N/C	1 x N/O	1 x C/O 10A/250VAC	2 x C/O 5A@250VAC
Function	O/Voltage Trip 265VAC Recover at 257VAC U/Voltage Trip 175VAC Recover at 180VAC Power-On delay 2s Trip delay 0,1s Reset delay 1s Auto reset Switching capacity * Add to code **32** = 32A@250VAC **40** = 40A@250VAC **63** = 63A@250VAC **80** = 80A@250VAC Not Suitable for Refridgeration Applications	Overvoltage Trip: 225-275VAC Undervoltage Trip: 165-215VAC Power On Delay: 0.3s- 30s Trip Delay: 0.1 - 10s Auto Reset Adjustable Tripping Delay LCD Monitoring/Status Indication Switching Capacity *Add To Code **40 =** 40A @250VAC **63 =** 63A@250VAC	Overvoltage Trip 210-280VAC Recover at trip x 97% Undervoltage Trip 120-200VAC Recover at trip x 103% Power-On delay 2s Trip delay 5 - 600s Reset delay 1s • Auto reset • Display voltage Switching capacity * Add to code **40** = 40A@250VAC **63** = 63A@250VAC **80** = 80A@250VAC	Overvoltage 5% - 20% Under voltage 5% - 20% Phase Sequence / Failure Neutral Failure 1volt Over / Under increments Asymmetry trip 0.1 - 20s Phase Sequence trip ≤ 0.2s Phase failure trip ≤ 0.2s • Protection can be turned On/Off • Display phase voltages (P-N) • Microprocessor based • True RMS measurement • LCD status Indication	Phase Sequence/Failure Asymmetry 5-15% Trip Delay 0.1-10s Reset Time 0.1-10s • Microprocessor based • True RMS measurement • 8 Nominal voltage operating ranges • LED status indication • Trip/Reset delay adjustable • Suitable for either 3 or 4-Wire systems
Supply	AC 230V	AC 230V Frequency Range: 50Hz	AC 230V	***M240** = AC 220V - 440V ***M415** = AC 380V - 415V Frequency Range 45 - 65Hz	***M440** = AC 208V-440 (8 Set Points-P/P) ***M254** = AC 120V-254V (8 Set Points-P/N) Frequency Range: 45 - 65Hz
Connection Diagram	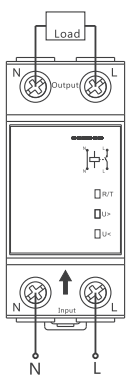		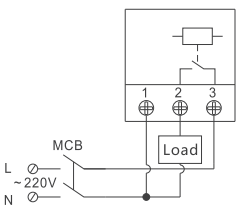	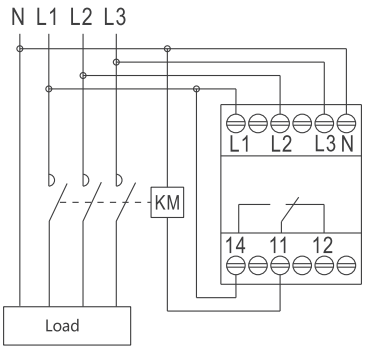	

AUTOMATION

©ACDC Dynamics

VOLTAGE MONITORS

Type	3 Phase Over/Under Voltage, Phase Sequence/ Failure/Symmetry	Over or Under Voltage Monitor	Over and Under Voltage Monitor (Comparator)	3 Phase Over/Under Voltage, Phase Sequence/ Failure/Asymmetry	3 Phase Phase Sequence/ Failure/Asymmetry
(Replace * with supply voltage.)					
Code	**ZHRV3-07-Z/ ***	**ZHRV5-01/ ***	**ZHRV5-02/ ***	**ZHRV5-09/ ***	**ZHRV5-11/ ***
Output	2 x C/O 5A@250VAC	1 x C/O 5A@250VAC	1 x C/O 5A@250VAC	1 x C/O 5A@250VAC	1 x C/O 5A@250VAC
Function	Phase Sequence/Failure Overvoltage 2-20% Undervoltage 2-20% Asymmetry 5-15% Trip Delay 0.1-10s Reset Time 0.1-10s • Microprocessor based • True RMS measurement • 8 Nominal voltage operating ranges • LED status indication • Trip/Reset delay adjustable • Suitable for either 3 or 4-Wire systems	Selectable Operating Modes: - Over Voltage Latching - Over Voltage Non-Latching - Under Voltage Latching - Under Voltage Non-Latching • Voltage threshold adjustable (Dependant on Supply Voltage) • Hysteresis: 5-20% •Time Delay: 0.1-10s • Microprocessor based • True RMS measurement • Monitor AC or DC. • LED indication of control state.	Over & Under Voltage Levels adjustable (Dependant on supply voltage). Fixed Hysteresis: 5% Time Delay: 0.1-10s • Microprocessor based • True RMS measurement • Monitor AC or DC • LED indication of control state.	Phase Sequence/Failure Overvoltage 2-20% Undervoltage 2-20% Asymmetry fixed 8% Trip Delay 0.1-10s • Microprocessor based • True RMS measurement • 8 Nominal voltage Operating Ranges • LED status indication.	Phase Sequence/Failure Asymmetry 8% Trip Delay 2s • Microprocessor based • True RMS measurement • 8 Nominal voltage Operating Ranges • Frequency Range: 45-65Hz • LED status indication
Supply	***M440** = AC 208V-440 (8 Set Points-P/P) ***M254** = AC 120V- 254V (8 Set Points-P/N) Frequency Range: 45 - 65Hz	***D12** = DC 12V ***AD48** = AC/DC 24-48V ***AD240** = AC/DC 110-240V	***D12** = DC 12V ***AD48** = AC/DC 24-48V ***AD240** = AC/DC 110 - 240V	***M460** = AC 220V-440V (8 Set Points-P/P) Frequency Range: 45 - 65Hz	***M460** = AC 220V - 440V (8 Set Points-P/P) Frequency Range 45 - 65Hz
Connection Diagram	**ZHRV3-01-Z/M245 - 4 Wire** 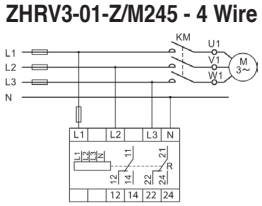 **ZHRV3-01-Z/M440 - 3 Wire** 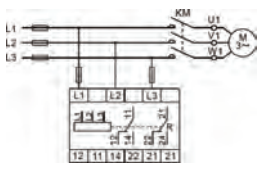	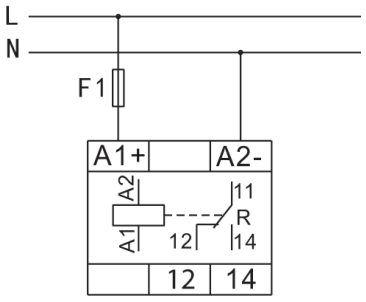	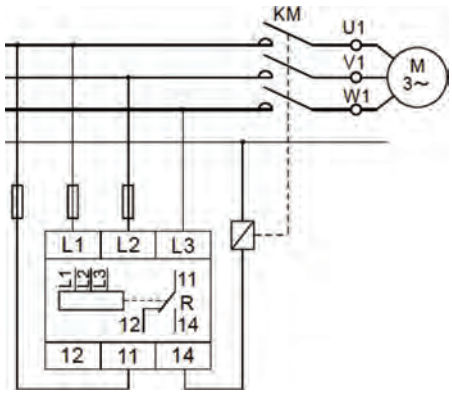		

©ACDC Dynamics

MOTOR PROTECTION RELAYS

Type	Motor Protection Relay	Motor Protection with Remote CT
		
Code	**ZHRA2-*/**-S**	**ZHRA3-*-**-***
Output	1 x N/C 5A@250VAC 1 x N/O 5A@250VAC	1 x C/O 5A@250VAC 1 x Aux N/O 5A@250VAC
Function	No load start, Overload, Phase Failure, Stall, Asymmetry Protection. • Microprocessor based design • Digital display (current values)	Overload, Phase Failure, Stall, Grounding, Temperature, Asymmetry, Neutral Failure • Microprocessor based design • LCD backlit display shows Current, and Fault status • Star-Delta and Auto Buck starts *** Optional O/P Add to code **4/20** (4 - 20mA) **RS** (RS485 Modbus)
	Add to Code / Trip Current / Motor kW ***6** 0.5-6A 0.25-3kW ***60** 5-60A 3-30kW ***240** 20-240A 11-110kW	Add to Code / Trip Current / Motor kW ***5** 1-5A 0.55-2.2kW ***10** 2-10A 1.1-4kW ***30** 6-30A 3-15kW ***50** 10-50A 5.5-22kW ***200** 40-200A 22-90kW
Supply Voltage	****A230** for 230VAC ****A400** for 400VAC Frequency Range 45 - 65Hz	

Type	Motor Protection Relay	
(Replace * with trip current) (Replace * with supply voltage)		
Code	**ZHRA1-*/ ***	**ZHRA5-***
Output	1 x C/O 5A@230VAC	1 x N/C 1A@240VAC
Function	Inverse time Current Protection, Overload, Phase Failiure, Phase Asymmetry and Locked Rotor Protection. LED Indication of status Current transformers integrated into the body of the unit. Current adjustable within range. Adjustable start Delay: 2-30s Various Current Ranges available: Trip Current / Motor kW ***1A-5A** 0.5 - 2.5kW ***6A-30A** 3 - 15kW ***16A-80A** 8 - 40kW ***80A-400A** 40 - 200kW	Does not require power supply. Simplified wiring & installation. Overload, Phase Failure Protection Thyristor Output. LED Indication of status. Compact design. Low Cost. Current transformers integrated into the body of the unit. Various Current Ranges available: Trip Current ***0.5A - 5A** ***2A - 20A** ***20A - 80A** ***64A - 160A**
Supply Voltage	***AC230V** ***AC400V** Frequency Range 45 - 65Hz	No power supply required

LIQUID LEVEL CONTROLLER

Type	Liquid Level Control
(Replace * with supply voltage)	
Code	**ZHRL1-A/***
Output	1 x C/O 250VAC@1.5A
Function	Charge and Discharge. (Fill & Drain) Adjustable Sensitivity: 5kΩ - 100kΩ. Can operate as 2 or 3 probe system Adjustable delay to prevent false triggers: 0.1-10s LED indication of high/low water level
Supply Voltage	***A110** = AC 110V ***A230** = AC 230V

AUTOMATION

©ACDC Dynamics

SPECIAL PRODUCTS

Type	3-Phase Current Monitor	Re-cycling Timer with Pause	Control Module for Namur Sensors	Semi-Automatic Synchronising Unit	Spark Detector
					
Code	**CM193**	**DT310/12**	**PSM1130/3**	**SAS110**	**SP08M**
Features	• Ready to operate when the current transformers and shunt resistor block-SR3 is connected • When power is applied the relay energises immediately • LED indication showing power ON • If the current on any of the 3 phases fails below the set limit for at least one second, the relay will de-energise and the LED extinguishes	• Unit starts with pause mode • Contacts totally isolated • Adjustable pause time ranges • Adjustable cycle time ranges • Whole cycle will continuously repeat until power has been switch off	• Transistorised switching amplifier for inductive proximity, sensors to DIN19234 (Namur) • Available as a solid state or relay output • Selectable delay on output • Programmable for metal sensing and non metal sensing • LED indication for metal sensed or no metal sensed • LED indication when relay is energised	• Senses differences in voltage, frequency and phase angle between the generator and the busbar system • LED illuminates when all 3 parameters match • Hysteresis setting for voltage • Response delay 0,3 to 3 secs • Adjustable voltage synchronisation point, 5-30V RMS	• Detects infra light from arcing or flames • Long dist. sensing and acc. location • Cost effective solutions, detection in burners, boilers or fire detection equip. • In conjunction with a suitable infra light source, a high speed opto-barrier syst. • Syst. consists of a Control Unit **SP-08M** & side or front sensor heads **SP-08S/F** • Initiates power shut down before permanent damage is done • The sensor heads can be connected in parallel and any sensor will trigger the relay output • The module can be configured to latch when arcing is sensed
Connection Diagram	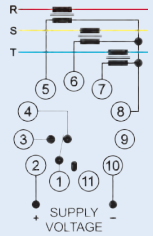	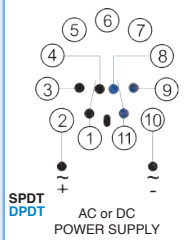	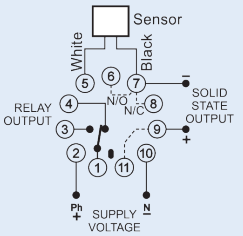	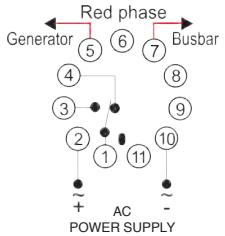	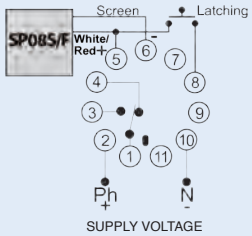
Specifications	**POWER SUPPLY** ****AC:** Supply voltage: 115, 230, 400, 415, 525V ±15% Power consumption: 3VA (approx), 6VA for 415, 525V (approx) Isolation: no galvanic isolation Shunt resistor block - SR3 - ***1Amp** or **5Amp** **GENERAL** Weight: 190g Colour: Blue	**POWER SUPPLY** **AC:** Supply voltage: 48, 60, 115, 230, 400, 415, 525V ±15% Power consumption: 3VA (approx), 6VA for 415, 525V (approx) **DC:** 24V only. **GENERAL** Weight: 190g Colour: Blue **PAUSE TIME RANGES** 0,1 - 2 sec / 1 - 20 min 0,3 - 6 sec / 3 - 60 min 1 - 20 sec / 10 - 200min 3 - 60 sec / 0,5 - 10 hrs 10 - 200 sec / 1 - 20 hrs 30 - 600 sec / 1 - 30 hrs **CYCLE TIME RANGES** 0,1 - 2 sec / 1 - 20 min 0,3 - 6 sec / 3 - 60 min 1 - 20 sec / 10 - 200min 3 - 60 sec / 0,5 - 10 hrs 10 - 200 sec / 1 - 20 hrs 30 - 600 sec / 1 - 30 hrs *Relay contact **SP**= Single Pole **DP**= Double Pole	**POWER SUPPLY** **AC Transformer:** Supply Voltage: 12, 24, 48, 60,115, 230V ±15% Operating frequency: 40-60 Hz Isolation test voltage: 2KV Power Consumption: 2,5VA Overvoltage protection: 50% for 1 min(50Hz) **DC:** Supply Voltage: 24V, ±15% Max. ripple: 100% (above 50Hz) Power Consumption: approx. 1,5W Overvoltage protection:100% for 1 min. on 24VDC Rating for continuous op.:100% ED Voltage stabilisation: Yes Transient protection: Yes Operating temp.: -20 to +50°C Supply interruptions: Will not react to interruptions less than 30ms **TIMERS:** Input pulse length: 0,1 to 5 secs Output hold time: 0,1 to 5 secs Repeatability: approx. 1% Overall accuracy: approx. 5% **OUTPUT** Relay contact: 1x single pole change over contact Contact rating (resistive load): 380VAC - 10A - 2500VA Contact isolation:2500V **SOLID STATE** Type: Open collector transistor Output sink current: 100mA/12VDC **GENERAL** Weight: 190g Colour: Blue	**POWER SUPPLY** **AC:** Supply voltage:115, 230, 400, 415, 525V ±15% Power consumption: 3VA, 6VA for 415, 525V (approx) **Over voltage protection:** 50% for 1 minute Red Phase: **Over voltage protection:** 750V **GENERAL** Weight: 200g Colour: Blue	**POWER SUPPLY** **AC:** Supply Voltage: 12, 24, 115, 230, 400V Power Consumption: 3VA(approx) Isolation: 2kV (voltage input to power supply)Tolerance: ±15% **GENERAL** Weight: 190g Colour: Blue **Sensor Head -** to be ordered separately  **SP08F** Front sensing / **SP08S** Side sensing
Ordering Code Example	TYPE MODEL SHUNT VOLTAGE POWER SUPPLY RELAY CONTACTS CM 193 / * / ** AC SP	TYPE MODEL VOLTAGE POWER SUPPLY RELAY CONTACTS DT 310 / 230V AC *	TYPE MODEL VOLTAGE RELAY CONTACTS PSM 1130/3 / 230V SP	TYPE MODEL VOLTAGE POWER SUPPLY SAS 110 / 230V AC	TYPE MODEL VOLTAGE POWER SUPPLY SP 08M / 230V AC

©ACDC Dynamics

TIME SWITCHES

Orbis Digital Time Switches



Bluetooth Dongle to be ordered separately

Code	No. of channels	Time Range	Total No. of programmes	Working Reserve	Minimum Interval	Width in DIN	Relay Output
DATALOG1†	1	24hrs/7days	40	≤10 years	1 sec	2	1 x 16A,C/O
DATALOG2†	2	24hrs/7days	40	≤10 years	1 sec	2	2 x 16A,C/O

†Specify voltage with order: **230VAC**, **110VAC**, **24V**AC/DC. **12V**AC/DC.

Features

- Daily, weekly or pulse programming
- Connection port for programming through Bluetooth Dongle accessory
- Easy programming guided by text menus in different languages
- Large backlit display with contrast setting and operation schedule on screen
- 4 Annual periods for special programming. Able to program cycles and pulses from 1 second
- Manual switching, temporary or permanent
- Keypad lock by password
- Replaceable backup battery
- Sealable clear window to avoid unauthorised changes

For complete range of Audible & Visual Alarms see pages 16.1-16.19

Factory / School Time Switch IP55 - 170 x 105 x 98mm



Code	Description
FTDE7	• Complete with digital time switch • 40 Programs per week • Duration of siren can be set from 1 to 59 sec. • Can be used with bluetooth dongle **OB709971** • Supply: 230VAC • Relay Output: C/O 16A @ 250VAC. Reserve: ≤10 years • Features as per **DATALOG1**
VP-PROG	• Programming Charge for **FTDE7** Timer

Panel Fitted Daylight Switch - 230VAC



Bluetooth Dongle to be ordered separately

Code	No. of channels	Time Range	Total No. of programmes	Working Reserve	Width in DIN	Relay Output
ASTRO NOVA	2	24hrs/7days	40	≤10 years	2	2 x 16A,C/O

Features

- Astronomical timed switch with daily updating and simple guided programming using text menus
- Enter city name or GPS co-ordinates for automatic day/night switching
- Has connection port for programming through the Bluetooth Dongle accessory
- Fixed or astronomical operations (dawn and dusk)
- Adjustable correction of astronomical timetable of up to ± 9 hrs, 59mins
- REDUC function to avoid overlap between fixed & astronomical operations
- Large backlit display with contrast adjustment & operation schedule on screen
- Has 4 periods between two dates with special programs, which practicall makes it a yearly timer switch
- Manual switching, temporary or permanent
- Keyboard blocking using password
- Replaceable reserve battery
- Transparent seal-able window to avoid unauthorised changes

Bluetooth Dongle



Download on the App Store

GET IT ON Google Play

Code	Features

OB709971	• Two-way Bluetooth communication with **DATALOG1, DATALOG2, ASTRO NOVA**
	• Programming & configuration from application for mobile phones or tablets
	• Compatible with Apple and Android devices
	• Easier Viewing and Programming of Timers
	• Memory Storage of Multiple Timers
	  • Installed Power Setting allows Calculation of Consumption
	  • Timer Programming can be Shared using Whatsapp, Email etc.

Dimensions

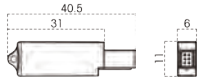

Connection

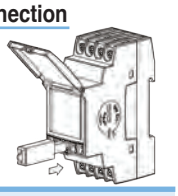

230VAC Digital Time Switch



Code	No. of channels	Time Range	Total No. of programmes	Working Reserve	Minimum Interval	Width in DIN	Relay Output
DATA UNO-D	1	24hrs	1 per day	4 years	30 Min	1	16A,C/O

Features

- Only 1 module wide
- Daily Programming
- 1 NO potential free contact
- Minimum switching time 30 mins
- Front replaceable battery
- Copy / Paste programming function
- Manual over-ride
- Backlit LCD display
- Displays operating and relay status
- Low battery indicator
- Simple Programming

230VAC Astronomical Time Switch

NEW



Code	No. of channels	Time Range	Total No. of programmes	Working Reserve	Minimum Interval	Width in DIN	Relay Output
MICRO ASTRO	1	24hrs	1 per day	4 years	30 Min	1	16A,NO

Features

- Programming of the geographical area through GPS cordinates
- Depleted battery indication on screen
- Single programme for daily operation, between sunrise and sunset
- Manual Switching Function
- Front Replacable battery
- Daylight savings function, by region
- On Screen Clock

©ACDC Dynamics

TIME SWITCHES

ORBIS

72 x 72 Panel / DIN Rail / Surface Mount Digital Time Switch



Code	No. of channels	Time Range	Total No. of programmes	Working Reserve	Minimum Interval	Size	Relay Output
MINITLOG*	1	24hrs/7day	40	5 years	1sec	72x72x49.5	16A,C/O

*Specify voltage with order: **230VAC**, **110VAC**, **24V**AC/DC. **12V**AC/DC.

Features

- Daily / weekly programming or pulse programming
- Easy programming guided by text menus in different languages
- Large backlit display with contrast setting
- Operation schedule on screen
- With 4 annual periods for special programming
- Able to program cycles and pulses from 1 sec
- Manual activation or deactivation, temporary or permanent
- Keypad lock by password

20A FOR GEYSERS

RHOMBERG

DIN Rail Electronic Time Switches



DHC15A / DHC15A -20A

Code	No. of channels	Time Range	Total No. of programmes	Working Reserve	Minimum Interval	Width in DIN	Relay Output
DHC15A*	1	24hrs/7days	20 On / 20 Off	≤ 3 Years	1 min	2 Modules	SPDT 16A (1 x C/O)
DHC15A-20A	1	24hrs/7days	20 On / 20 Off	≤ 3 Years	1 min	2 Modules	SPDT 20A (1 x C/O)

• Easy to program • Manual ON/ OFF/ AUTO override • LCD Display with backlight

* Special Supply Voltages Available - Add Voltage to code: **12/24V**(12-24VAC/DC),**110VAC**

zamel cet

Electronic School Timer



Code	No. of channels	Time Range	Total no. of programmes	Working Reserve	Minimum Interval	Width in DIN	Relay Output
SDM-10/U	1	24hrs/ 7 days	50 on + 50 off	3 years	1 sec	2	16A, C/O

Features

- User friendly, and easy to program. Lesson times can easily be added or changed. The controller has a real time clock and calendar.
- Adjustable ringing duration
- Width: 35mm (2 Module width)
- Not more than 120 minutes between bells
- Complete with protective flap.
- Supply Voltage: 24V - 230VAC/DC
- Relay output rated at 16A, AC1 rating
- Battery backup, preventing data loss during power failure
- LED illumination of the LCD display
- Able to back up programmed times for 10 years
- Seasonal and holiday programming available

zamel cet

Electronic School Control Box



Code	Description	Features
EW-01	The Electronic School Janitor is an assembled unit. Used for controlling school utilizing the **SDM-10**. It consists of: • Over Voltage Protection • Bell Controller (**SDM-10**) • Electromagnetic Relay x 2 • Alarm Button • Accoustic Alarm Indicator • Short period selection button	Two ways of connecting directly to the school bell or connecting to the existing installation instead of manually ringing the bell. • Easily programmable timetable. • Real time clock. • Adjustable ringing duration. • Programmable alarm bells. • Seasonal and holiday programming available

EMTES

Astronomic Weekly Timer / Daylight Switch - 230VAC



Just program in your geographical co-ordinates and the unit will do the rest. Can also use a photocell to give additional control.

Code	Description	Relay Output
DTR-14	Astronomic timer with photocell	2C/O (8A)
DTR-10	Astronomic timer	2 C/O (8A)
DTR-10T	Astronomic timer	1 C/O (16A)
FG-GOZ	Photocell sensor for DTR-14	–

- Battery back-up: 5yrs.
- Super capacitor for additional 10hrs reserve
- No. of programs: 15
- Operating accuracy: ≤1 sec/day.

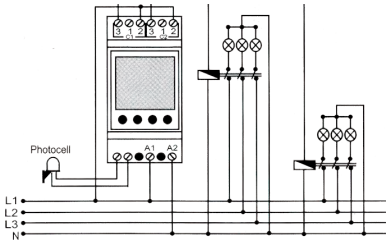

Connection Diagram

©ACDC Dynamics

SMART WIFI SWITCHING ADAPTORS

NEW

Features

- Energy Meter Function
- Physical On/Off Button on Device
- Supply Voltage: 100-240VAC

WiFi Control · App Control · Remote Switching · Count Down Timer · Share Control with Others · Consumption Monitoring

works with amazon alexa · works with the Google Assistant



	Export Only	Export Only	
	 P4	 P4	 P4
Code	**HG01WT**	**HE02WT**	**HSA01WT**
Description	Schuko Smart Socket	British Smart Socket	3 Pin SA Smart Socket
Switching Capacity	15A@250VAC (3750W)	15A@250VAC (3750W)	15A@250VAC (3750W)

SMART WIFI TIMER/SWITCH

NEW



Smart Timer/Switch

Code	ATMS1601 230VAC	ATMS2001 230VAC	ATMS2001Z 230VAC
Rated Voltage	100-240VAC, (50/60)Hz	100-240VAC, (50/60)Hz	100-240VAC, (50/60)Hz
Rated Current	16A/250VAC (Cosϕ = 1, Resistive Load)	20A/250VAC (Cosϕ = 1, Resistive Load)	20A/250VAC (Cosϕ = 1, Resistive Load)
Communication Protocol	Wi-Fi	Wi-Fi	Zigbee 3.0
	WiFi Control	WiFi Control	Zigbee Device Control
Contact Input	Yes	Yes	Yes
Contact Configuration	1 x Dry Contact (SPST:NO)	1 x Dry Contact (SPST:NO)	1 x Dry Contact (SPST:NO)

Wiring Diagram

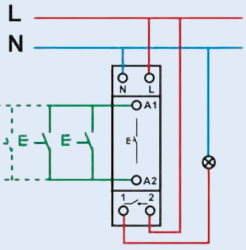

Contact Input



Features

- All programming stored locally on device and when device is disconnected from the network it continues to work according to the set program until power fails
- After power failure, schedules must be retrieved from the cloud
- Pushbutton for manual On/Off Switching
- Schedules: 30 On/Off Programs can be set up once of to repeat daily or on specific days of the week
- Din Rail Mounted

App Control · Remote Switching · Count Down Timer · Multiple Timing Functions

works with amazon alexa · works with the Google Assistant

ZIGBEE SMART GATEWAY

NEW





Wiring Diagram

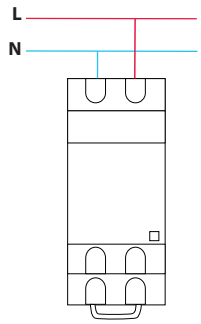

Smart Timer/Switch

Code	ATMSGZ01
Rated Voltage	100-240VAC, 50Hz
Rated Power	3VA/1.2W
Communication Protocol	Zigbee 3.0, Wi-Fi
Contact Configuration	Wireless Connection

Wi-FI · Zigbee Device Gateway · App Control

works with amazon alexa · works with the Google Assistant

Features

- Wi-Fi Frequency: 2.4GHz • Wireless connection to Zigbee devices
- Zigbee Connection Range ≤ 25m
- The mesh topology allows each device that is connected to the network of the ZigBee gateway to communicate with other devices (nodes), this increases the network range and allows for several transmission paths if a certain node fails or becomes obstructed

AUTOMATION

©ACDC Dynamics

NEW

WIFI TIMER + ENERGY METER



Power Consumption Statistics

Monthly Consumption Trend









Code	ATMS1602 230VAC	ATMS2002 230VAC	ATMS4002 230VAC	HWF03T
Rated Voltage	100-240VAC, 50Hz	100-240VAC, 50Hz	100-240VAC, 50Hz	100-240VAC, 50Hz
Rated Current	16A/250VAC (Cosϕ = 1, Resistive Load)	20A/250VAC (Cosϕ = 1, Resistive Load)	40A/250VAC (Cosϕ = 1, Resistive Load)	16A/250VAC (Cosϕ = 1, Resistive Load)
Contact Input	Yes	Yes	Yes	No
Contact Configuration	1 x Active Contact (SPST:NO)	1 x Active Contact (SPST:NO)	1 x Active Contact (SPST:NO)	1 x Active Contact (SPST:NO)

Wiring Diagram

Contact Input

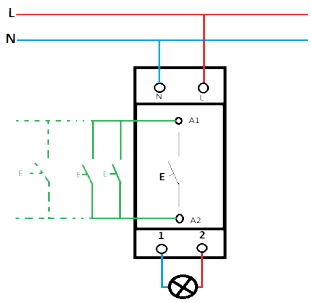

WORKS WITH amazon alexa

works with the Google Assistant

Features

- All programming is stored locally on the and when the device is disconnected from the network it continues to work according to the set program until power falls.
- Push button for manual On/Off switching
- Schedules: 30 On/Off can be set up once off or to repeat on specific days of the week
- Din Rail Mounted

WiFi Control · App Control · Remote Switching · Count Down Timer · Share Control with Others · Multiple Timing Functions · Electricity Statistics

NEW

SMART ENERGY METER + TIMER



Wifi Energy Meters

Code	ATMS6002WM 230VAC	ATMS6004WM 230VAC
Rated Voltage	100-240VAC, 50Hz	100-240 VAC, 50Hz
Rated Current	60A/250VAC (Cosϕ = 1, Resistive Load)	60A/250VAC (Cosϕ = 1, Resistive Load)
Communication Port	N/A	RS485(MODBUS RTU Protocol)
Pulse Output: Impulses/KWh	1200	1600
LCD Monitoring	Voltage(V), Current(A), Energy (KWh) Consumption	Voltage(V), Current(A) Energy(KWh), Consumption Power(KW), Total Active Power Import(+KW)/ Export(-KW)
BiDirectional	No	Yes
Accuracy Class	1	1
Configuration	2 Wire Direct	2 Wire Direct

Features

- Wi-Fi Frequency: 2.4GHz.
- Count Down Timer: 1min to 23hrs 59mins.
- Timing schedules set via APP are saved for offline use in case of Wi-Fi disconnection.
- After power failure schedules must be must be retrieved from the cloud
- Bluetooth can be used to switch the device ON/OFF through the APP for a period of 5min, after Wi-Fi disconnection.
- 30 ON/OFF scheduled programs set for daily/weekly operation.
- Max. of 20 users sharing through APP.

App Control · Remote Switching · WiFi Control · Electricity Statistics · Count Down Timer · Multiple Timing Functions · Share Control with Others

WORKS WITH amazon alexa

works with the Google Assistant

AUTOMATION

©ACDC Dynamics

MECHANICAL TIME SWITCHES

ORBIS

Uno & INCA Duo Type DIN Rail Mount Mechanical Timers - 230 VAC


UNO


INCA

Code	Type	Motor	Dial	Working Reserve	Minimum Switching time	No of Mod	Contact Rating @ 230V
UD	Uno D	Synchronous	1 x 24h	–	15min	1	16A
UQRD	Uno QRD	Quartz	1 x 24h	150hrs	15min	1	16A
UQRS	Uno QRS	Quartz	1 x 7 day	150hrs	2hrs	1	16A
DD	INCA D	Synchronous	1 x 24h	–	15min	2	16A
DQRD	INCA QRD	Quartz	1 x 24h	100hrs	15min	2	16A
DQRS	INCA QRS	Quartz	1 x 7 day	100hrs	2hrs	2	16A

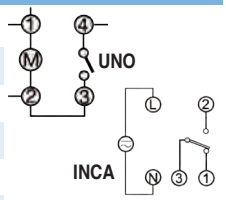

ORBIS

Supra Type DIN Rail Mount Mechanical Time Switch - 230VAC



DUO



SUPRA

Code	Type	Motor	Dial	Working Reserve	Minimum Switching time	No of Mod	Contact Rating @ 230V
SD	Supra D	Synchronous	1 x 24h	–	15min	2.5	16A
SQRD	Supra QRD	Quartz	1 x 24h	150hrs	15min	2.5	16A
SQRS	Supra QRS	Quartz	1 x 7 day	150hrs	2hrs	2.5	16A
DUOD	Duo D	Synchronous	1 x 24h	–	30min	2	16A
DUOQRD	Duo QRD	Quartz	1 x 24h	150hrs	30min	2	16A

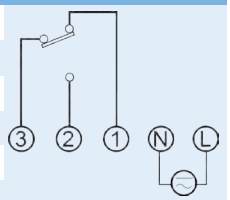

New design includes replaceable battery from front

Spare Battery Code	54225

ORBIS

Mini T Type T2X72 Panel / DIN Rail / Surface Mount Mechanical Time Switch - 230VAC



Code	Type	Motor	Dial	Working Reserve	Minimum Switching time	Contact Rating @ 230V
TD	MINI T D	Synchronous	1 x 24h	–	15min	16A
TQRD	MINI T QRD	Quartz	1 x 24h	100hr	15min	16A
TQRS	MINI T QRS	Quartz	1 x 7 day	100hr	2hr	16A

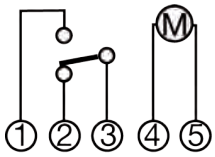

Features

- DIN rail, panel and surface mounting
- Front dial for easy programming
- Manual On/Off and auto operation
- Removable teminal block
- Transparent Cover

TIME SWITCHES


TS-MS1 TS-MS2

Plug In-Mains Timers

Code	Dial	Minimum Setting	Voltage Supply	Contact Rating
TS-MS1	24h	30 min	240VAC	16A
TS-MS2	7 day	1 hr	230VAC	16A

User friendly and easy to program


TB-17


BND-X5


SUL181D



Mechanical Chassis Mount Swimming Pool Timer

Code	Dial	Working Reserve	Minimum Setting	Width in DIN	Contact Rating		AC Supply
					Resistive	Inductive	
TB-17	24h	-	30min	-	15A	10A	240VAC

Economy Mechanical DIN Mounting Time Switches

Code	Dial	Working Reserve	Minimum Setting	Width in DIN	Contact Rating	Spare Battery
SUL181D	24h	200h	15min	3	16A	VB80H2A6H
BND-X5	24h	15h	30min	1	16A	–

Ideal for swimming pool pump control

AUTOMATION

©ACDC Dynamics

ELECTRONIC TIMERS

Type	Multi-Function Timer	Delayed ON / Interval (One Shot) Timer
		
Code	**48T100**	**48T101**
Features	• Microprocessor based • Power On LED indication • Relay operation LED indication • Programmable functions: Delay on (Pulse start); Interval (Hold/ Pulse Start); Equal Repeating (On/Off First); Signal On/ Off Delay • Start - Reset - Gate Inputs • Gate Input: When activated the unit stops timing and continues when released • Time Range 0.1s to 100hrs • DPDT relay (5A) as standard • Flashing Power LED when timing • 5 Sec Test Mode to confirm circuit operation and assist commissioning • Front dial doubles as screwdriver for adjusting controls	• Microprocessor based • Power On LED indication • Relay operation LED indication • Time Range 0.1s to 100hrs • DPDT relay (5A) as standard • Flashing Power LED when timing • 5 Sec Test Mode to confirm circuit operation and assist commissioning • Front dial doubles as screwdriver for adjusting controls • Available in 8-Pin or 11-Pin Format
Connection Diagram	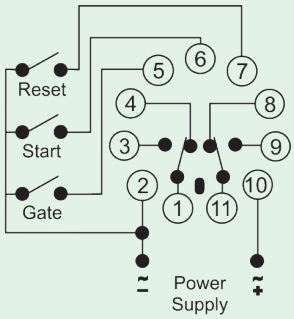	8 Pin 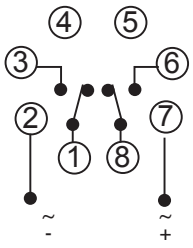 Power Supply 11 Pin 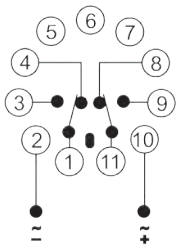 Power Supply
Specifications	**Power Supply:** **AC Reactive:** Supply Voltage: 230 (100-230VAC) Power Consumption: 3VA **AC/DC:** Supply Voltage: 24(24VAC/DC) **DC:** Supply Voltage: 12VDC Power Consumption: 1.5W Tolerance: ±10% **Reset Times** Input Reset: 50msec min Power Reset: 100msec min **Timing Settings** **General Specifications:** Enclosure protection rating: IP40 Size: 48 x 48 x 67 Weight: ± 100gm (approx) Only 11Pin	**Power Supply:** **AC Reactive:** Supply Voltage: 230(100-230VAC) Power Consumption: 3VA **AC/DC:** Supply Voltage: 24(24VAC/DC) **DC:** Supply Voltage: 12VDC Power Consumption: 1.5W Tolerance: ±10% **Reset Times** Input Reset: 50msec min Power Reset: 100msec min **Timing Settings** **General Specifications:** Enclosure protection rating: IP40 Size: 48 x 48 x 67 Weight: ± 100gm (approx) *Add to code **08** = 8Pin *Add to code **11** = 11Pin
Ordering Code Example	TYPE 48 — MODEL T100 — TYPE 11 — VOLTAGE 230V	TYPE 48 — MODEL T101 — TYPE * — VOLTAGE 230V

Range	Scale Multiplier X1	Scale Multiplier X10
Sec	0.1- 1sec	1 - 10sec
Min	0.1 - 1min	1 - 10 min
Hrs	0.1 - 1hrs	1 - 10 hrs
10Hrst	1 - 10hrs	10 - 100hrs

SLIMLINE HOUSING

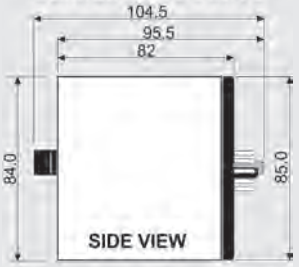



Housing colour: Base: Grey
Cover: Blue
Housing material: Polycarbonate

A-LINE & PUMP MONITOR PROTECTION HOUSING

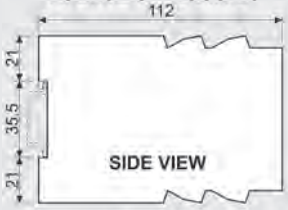



Housing colour: Beige
Housing material: Nylon 66

48 X 48 TIMER HOUSING

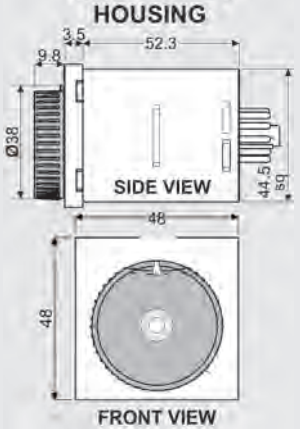

Housing colour: Beige
Housing material:
ABS/ Polycarbonate

Clips for Slimline consists of 10 sets



RMC
10 Sets / Pack

AUTOMATION

©ACDC Dynamics

SPECIAL TIMERS

Type	Multi-Range Function Multi-Voltage Timer	Multi-Range Timer Multi-Voltage	Digital Setting & Display (4 Digit)	Multi-Range 4 Digit Timer	Miniature Timer
					
Code	**AT11DN** (2 delay) **AT11EN** (1 Del + 1 Inst)	**AH5N** (1S-600H) **AH5N-S** (6S-60min)	**AH5F**	**SP3-48***	**AMY-2***
Relay Contacts	3A @ 250VAC	5A @ 250VAC	5A @ 250VAC	5A @ 250VAC	5A @ 250VAC
Operation	• Delay On • Delay Off (interval) • Delay On pulse start • Delay Off pulse start • Equal repeating On or Off first AT11DN (2 delay SPDT) AT11EN (1 delay + 1 instantaneous SPDT)	Mode A Delay On DPDT Mode B Delay On SPDT & instantaneous SPDT	Delay On SPDT & instantaneous SPDT	Delay On Up/Down timing Start/Reset mode Programmable power-off memory	Delay on operate Contacts: DPDT
Size	48 x 48mm Panel Mount or 11 PIN.Base Mounting bracket included	48 x 48mm Panel Mount or 8 PIN. Base Mounting bracket excluded.(**Y-50**)	48 x 48mm Panel Mount or 8 PIN. Base Mounting bracket included.	48 x 48mm Panel Mount or 8 PIN. Base Mounting bracket included	22 x 28mm Base Mount Base required (**ZM2VP**)
Time Range	0.05 – 10sec 0.05 – 10min 0.05 – 10 hour 0.05 – 10 (x10 hour)	0 – 1S 0 – 1H 0 – 10S 0 – 10H 0 – 1M 0 – 60H 0 – 10M 0 – 600H	999,9 sec 9999 sec 999,9 min 9999 min	Time Selections 9999HR 9999SEC 9999MIN 999,9SEC 999,9MIN 99,99SEC	***6** sec ***10** sec ***30** sec ***60** sec ***180** sec
Supply Voltage	100-24VAC 24-240VDC	24-240VAC/DC	35-240VAC/DC	***12VAC/DC**, ***24VAC/DC**, ***110VAC**, ***230VAC**	DC: ***12**, ***24VDC** AC: ***24**, ***110**, ***230VAC**
Connection Diagram	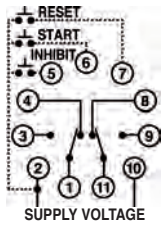	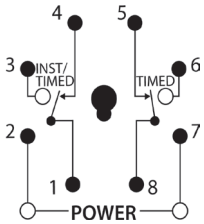	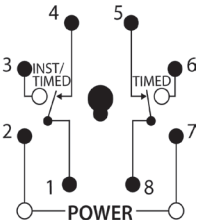	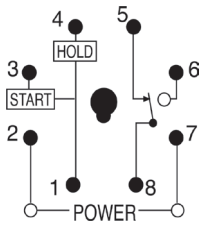	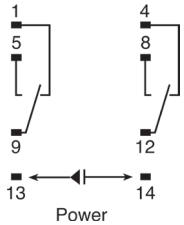

Accessories

For more plug-in bases see pages 1.43-1.46.

Y-50



Panel Mounting Bracket (48 x 48mm) for **AH5N**, **AH5F** & **SP3-48**

P3G-08



8 PIN Base With reversed terminals

P3G-11



11 PIN Base With reversed terminals

ZM2VP **RE1**



Base for Timer **AMY-2**, 14 Pin DIN Rail Mount Base

DIGITAL TIMER WITH DISPLAY



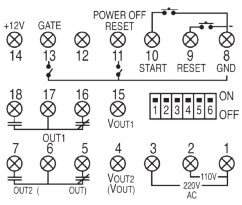

Code	NT-411
Contact Rating	5A@ 230VAC
Operation	4 digit setting & display timer with multi output mode: delay auto reset. Auto/man reset and self hold, Instant reset Remote start/stop & reset.
Size	72 x 72mm
Time - Ranges	9999 (s)(m)(h) 99m59s, 99h59m 99d 23h
Supply Voltages	110 / 230VAC

ELECTROMECHANICAL TIMERS

Mechanical Timers



G-100



MI-4

Time Range	Code	Time Range	Code
2-30s	**G-100 30S**	1-15m	**MI-4 15M**
3-60s	**G-100 60S**	1.6-30m	**MI-4 30M**
15-300s	**G-100 300S**	3-60m	**MI-4 60M**
10-4m (240s)	**G-100 4M**	6-120m	**MI-4 120M**
20-7m (420s)	**G-100 7M**	15m-6h	**MI-4 6H**
45-15m	**G-100 15M**	30m-12h	**MI-4 12H**
1.5-30m	**G-100 30M**	1-24h	**MI-4 24H**
3-60m	**G-100 60M**		

• Time tolerance: ±3% • Contact: 16A @ 250VAC (NO+NC)

With Motor



JV100

Time Range	Code
0.3-12h	**JV100 12H***
0.6-24h	**JV100 24H***

*Add AC voltage to code: **110V**, **230V**, **400V**. More accurate for long time ranges.
Time tolerance: ±2%.
Contact: 16A @250VAC (NO + NC)

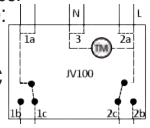

©ACDC Dynamics

DIGITAL TIMERS & COUNTERS

Type	Timer	Timer/ Counter	Pre-Set Counter	Up / Down Totalizing Counter	Total Counter with Reset
RHOMBERG					
	6 Timing Functions	Auto or Manual Reset	Auto or Manual Reset	Manual or Electronic Reset	
Code	**DHC48**	**DHC10J**	**DHC5J**	**DHC9J-J**	**DHC15J**
Size(mm)	48 x 48 x 92	48 x 48	48 x 48 x 92	36 x 72 x 77	2 Module DIN mount
Range	Delay ON/ Interval/ Equal Repeating. 0.01s-99h59m	Timer: 0.01s-99h59m Counter: 0-9999	0-9999	0-9999	0-99999999
Counting Speed	–	30/500cps	30/1000cps	30/1000cps	10cps
Display	0.3 inch LED (4 digit)	2 line 4 digit LED	0.3 inch LED (4 digit)	0.56 inch LED (5 digit)	8 digit LCD display
Power Supply	100-240VAC/DC	100-240VAC/DC	100-240VAC/DC	100-240VAC/DC	100-240VAC/DC
Input Signal	Pulse Start & Reset	Contact or solid-state [H]: 4~30V [L]: 0~2V Input ≥ 4.7kΩ	Contact or solid-state [H]: 4~30V [L]: 0~2V Input ≥ 4.7kΩ	Contact or solid-state [H]: 4~30V [L]: 0~2V Input ≥ 4.7kΩ	100-240VAC/DC
Output	2 C/O 3A@250VAC	1 C/O 3A@250VAC	1 C/O 3A@250VAC	–	–
Memory Backup	–	10 years	10 years	10 years	5 years

CT SERIES - COUNTER / TIMER

Type	4 Digit High Speed Counter / Timer		6 Digit High Speed Counter / Timer		6 Digit High Speed Counter / Timer		6 Digit High Speed Counter / Timer	
Autonics Supply Voltage: 100-240VAC Functions: Count Up, Down, Up/Down, Timer. Memory Backup: 10 Years								
Code	**CT4S-2P4**	**CT4S-1P4**	**CT6S-2P4**	**CT6S-1P4**	**CT6M-2P4**	**CT6M-1P4**	**CT6Y-2P4**	**CT6Y-1P4**
Set Points	Dual Preset	Single Preset	Dual Preset	Single Preset	Dual Preset	Single Preset	Dual Preset	Single Preset
Size(mm) W x H x D	48 x 48 x 90		48 x 48 x 90		72 x 72 x 85		72 x 36 x 77	
Power Supply for Sensors	12VDC 100mA Max							
Input Signal	Voltage input PNP ((H): 5-30VDC (L): 0-2V) or No-voltage input NPN (Selectable by Dip Switch)							
Counting Speed CPS	Selectable 1CPS, 30CPS, 1KCPS, 5KCPS, 10KCPS							
Solid State Output (30VDC/100mA)	1 x NPN		1 x NPN		3 x NPN	2 x NPN	1 x NPN	
Contact Output	2 NO 5A @250VAC	1C/O 5A @250VAC	2 NO 5A @250VAC	1C/O 5A @250VAC	1 NO + 1C/O 5A @250VAC	1C/O 5A @250VAC	1 NO + 1C/O 3A @250VAC	1C/O 3A @250VAC

NEW

DIGITAL COUNTERS, HOUR METERS, RATE INDICATORS & TOTALISERS

	6 Digit Digital Counters - IP54			7 Digit Hour Meter & Counter		7 Digit Rate Indicator & Totaliser
CE RoHS Compliant GIC						
Code	**Z72FBB**	**ZJ2FBB**	**ZH2FBB**	**Z2301**	**Z2221**	**Z3301**
Size(mm) H x W x D	24 x 48 x 37			24 x 48 x 66		24 x 48 x 66
Reset	Electrical			Electrical / Front Panel		Electrical / Front Panel
Range	0 - 999999			Hrs:Min:Sec - 999:59:59, Hrs:Min - 99999:59 Hrs/Min/Sec - 9999999, Counter - 1-9999999		1 - 9999999
Count Speed	10Hz	10Hz	30Hz	40Hz	10Hz	0.1-50Hz, Frequency: 0.1Hz-20kHz
Power Supply	85-265VAC	12-48VAC/DC	10-80VDC	9-30VDC	85-265VAC/DC	9-30VDC
Output	-			2 x Solid State 30VDC/60mA	1 NO 5A@250VAC	1 NO 5A@250VAC
Features:	• Built-in Non-Volatile Memory • Wide Range of Supply Voltages • Low Power Consumption			• Prescaling Facility for Counter • Configurable Output • Password Protection • Up / Down Counting • Runtime Set Point Change and Alarm Facility		• Wide Input Range • Prescaling Facility for Rate Indicator • Alarm Facility • Password Protection • Signal Over-Range

AUTOMATION

©ACDC Dynamics

COUNTERS & TOTALIZERS

Type	4 Digit Up or Down Counter 0-9999	4 Digit Up or Down Counter 0-9999 with power off memory	3 Digit Up Counter 0-999	4 Digit Counter 6 Digit Totalizer	6 Digit Up or Down Counter
					
Code	**AH5K**	**SC-48***	**ASC-3***	**NC-4116**	**NC-611**
Relay Outputs	5A @ 250VAC	5A @ 250VAC	5A @ 250VAC	3A @ 250VAC	
Size	48 x 48mm Panel Mount & 8 PIN plug-in c/w mounting bracket	48 x 48mm Panel Mount & 8 PIN plug-in c/w mounting bracket	65 x 50mm Panel cut-out & 8 PIN plug-in	72 x 72mm Panel Mount only	
Specification	Up/Down count to 9999 Auto Reset or Reset by removing power. 12VDC 30mA supply for proximity switches. Input: Contact or NPN proximity sensor (see pages 295-296). **IS-18-C3-03** or equivalent. 250CPS	Up/Down count to 9999. Sampling Multiplying Factor. Auto Reset/Manual Reset. Output Relay Delay: 0.1 to 9.9 sec. 12VDC 30mA supply for proximity sensor (see pages 295-296). 500CPS	Up Count to 999 Contact Input. Reset by removing power 20CPS	6 digit pulse counter with delay auto reset, instant reset, auto/ man. reset and self hold. Remote start/stop reset. Total reset on front of unit. Selectable 250CPS or 25CPS. Addition/Subtraction Count. Output: Relay and NPN O/P	
Supply Volts	24-240VAC/DC	AC: ***110** or ***230VAC**	AC: ***110** and ***230VAC**	AC: 110 and 230VAC	
Connection Diagram	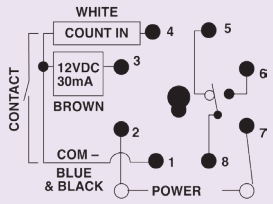	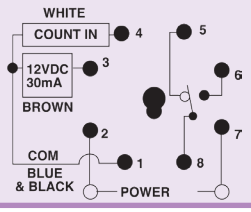	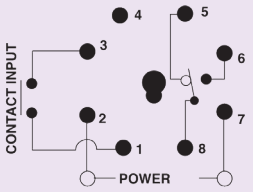	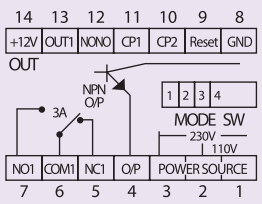	

Other Counters - Mechanical Pulse Counters 6 Digits

Panel Mount Without Reset		Panel Mount With Reset		Base Mount - Without Reset
				
AC Code	**DC Code**	**AC Code**	**DC Code**	**DC Code**
NX-06P 24VAC	**FX-06P 12VDC**	**E-16Y 24VAC**	**E-16Y 12VDC**	**LFC-6N 12VDC**
-	**FX-06P 24VDC**	**E-16Y 110VAC**	**E-16Y 24VDC**	**LFC-6N 24VDC**
-	-	**E-16Y 220VAC**	-	-
Count Speed 10CPS Panel cutout 25 x 40mm	Count Speed 20CPS Panel cutout 19 x 30mm	Count Speed 10CPS Panel cutout 25 x 45mm	Count Speed 10CPS Panel cutout 25 x 45mm	*On-time continuously rated at rated voltage* Count Speed 10CPS

TOTALIZER

LCD Totalizer – Battery Operated

Size 56 x 31mm
Panel cutout
50 x 25mm



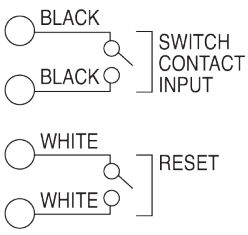

Speed	No Reset	With Reset
10Hz	**LC8MC1**	**LC8MC1R**
50Hz	**LC8MC3**	**LC8MC3R**

- 8 digit LCD totalizer (up count) with external reset
- Contact Input
- 2 x AA batteries included
- Estimated Battery life is 3 years
- Low battery indication

HOUR METERS

LCD Hour Meter

Size 56 x 31mm
Panel cutout
50 x 25mm



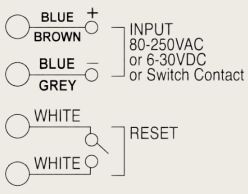

Range	Input	Code
999999H59M	80-250VAC	**LT8MA1**
999999H59M	Contact	**LT8MC1**
999999H59M	6-30VDC	**LT8MD1**

- 8 digit LCD Hour Meter with External reset
- 2 x AA batteries included
- Estimated Battery life is 3 years
- Low battery indication

For more hour meters see page 11.1

AUTOMATION

©ACDC Dynamics

MECHANICAL COUNTERS

Tally Counters

Hand Tally



Desk Tally



Road Counter





Code	H102	D102C	WM-12M	WM-08
	• 4 Digit Counter • Ideally used for traffic surveys, assembly line parts counting, attendance at any functions etc.	• 4 Digit Counter • Ideally used for traffic surveys, assembly line parts counting, attendance at any functions etc.	• 320mm (12") wheel • Accuracy 99.96% • Carry bag included • Telescopic handle • Kick Down Stand • Handle Reset	• 160mm wheel • Accuracy 99.96% • Carry bag included • Telescopic handle • Reset

Revolution Counters





Code	JJ-75-I	JJ-67-1
Digits	5	5
Digit Size (mm)	8	4.4
Max Speed	350rpm	350rpm
Reset	Lever	Wheel
Size (mm)	147 x 72 x 57	80 x 37 x 30

Stroke Counters











Code	JJ-75-II	JJ-108A	JJ-1142	JJ-114	JJ-101
Digits	5	5	6	5	5
Digit Size (mm)	8	4.4	4.4	4.4	4
Max Speed	500c/s	500c/s	500c/s	500c/s	500c/s
Reset	Lever	Non-Reset	Wheel	Wheel	Wheel
Size (mm)	119 x 72 x 57	50 x 42 x 35	86 x 47 x 34	80 x 46 x 32	65 x 37 x 32

Position of lever on shaft, variable according to requirements. Automatic return to initial position after each impulse.

©ACDC Dynamics

NEW

CABLE MEASUREMENT SYSTEMS

RUNPOTEC CABLE PULLING TOOLS



RM35 Digital Length Measuring

Code	RM35
Display Unit	Meters/Feet
Measuring Range	0.5 - 99999.99m
Cable Diameter	Ø 2 - 32mm
Max Speed	1m/s
Features:	• Durable Lithium Ion battery • 1.5" LCD Display (with backlighting) • Measuring accuracy (III - > 10 m ± 1 %) • Calibration capable • Totalling function

DPM



System Case



Mounting Plate



Belt Clip + Anchor Pad



Guide Jaws

Kit Included Parts and Accessories

1 x RM35, 1 x belt with clip system 1200 mm, 1 x anchor pad, 1 x mounting plate system case, 2 x guide jaws grey (Ø 12 mm / 18 mm), 2 x guide jaws red (Ø 6 mm / 24 mm), 1 x USB-C charging cable, 1 x RUNPOTEC system case,1 x mains plug

NEW

CABLE MANAGEMENT ROLLERS

Cable Rollers







Product Application



Code	XB300+MM	XB500	RP-MM	VE13801
Description	Profi-Cable Roller c/w Multi-Function Mandrel	Profi-Cable Roller	Multi-Function Mandrel Attachment	Kabelrolator Cable Decoiler
Load Bearing Capacity	300 kg	800 kg	-	1000Kg
Dimensions	291 x 291 x 101mm	530 x 530 x 150mm	294 x Ø 430mm (extended)	87.5 x Ø 240 mm
Features	• Lightweight: 3,6 & 6,94 Kg • Non-slip and stable base • Universal cable drum rewinder/unwinder • Adjustable Mandrel height, when used with Multi-Function Mandrel	• Manage and secure loose cable bundles • Multi-Function Mandrel can be used to manage loose cable or conduit bundles		• Unlimited cable drum width • Cable drum up to Ø1000mm • Light Weight and Portable

Quick Roll Basic



Quick Roll Original + XL



Cable Drum Lifter Set

RUNPOTEC CABLE PULLING TOOLS



Code	VE14601	VE12801	VE12802	RP-4500-1150	RP-4500-1350	RP-4500-1600
Max Drum Width	458 mm	515 mm	660 mm	800mm	1000mm	1250mm
Drum Shaft Length	-	-	-	1150mm	1350mm	1600mm
Max Cable Drum Ø	150 - 600 mm	200 - 700 mm	200 - 700 mm	1600mm	1600mm	1600mm
Load Bearing Capacity	120 Kg	200 Kg	250 Kg	4500 kg	4500 kg	4500 kg
Features:	• Durable, chip and wear resistant powder coated finish • Roller spacing adjustable to fit diffrerent size cable drums. • Practical and efficient design • Anti slip, stable rubber feet	• Lightweight and durable aluminium body and stainless steel rollers • Roller spacing adjustable to fit different size cable drums. • Safety ramps with anti slip design, for loading and off loading of drums and bobbins		• Compact and easy to transport, this includes dual lifting supports with a 2-speed gearbox • One gear facilitates winding/unwinding, while the other is ideal for loading. Switchable with a crank pull. • Centering cones with quick-release fasteners ensure swift and accurate drum fixation • The drum shaft features two plain bearings for effortless rolling		

©ACDC Dynamics

NEW

INDUSTRIAL RELAYS

Interface Relays

- Slim Size
- 35mm Din Rail Mountable (Base)
- LED indicator
- Lockable test button and inspection window


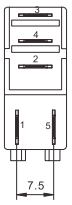

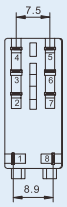

Coil Voltage	1C/O 12A	1C/O 8A
230VAC	AS14-LS-1Z 230VAC	AS14-LS-2Z 230VAC
110VAC	AS14-LS-1Z 110VAC	AS14-LS-2Z 110VAC
24VDC	AS14-LS-1Z 24VDC	AS14-LS-2Z 24VDC
Wiring Diagrams	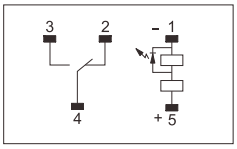	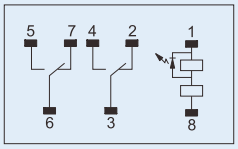

Base for AS14F-LS Relays


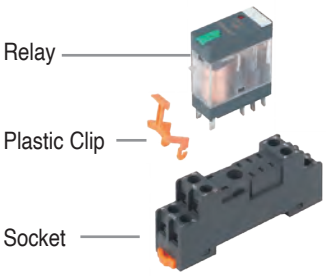

Code	Description
PRF05A-E	Screw Terminal Bases For AS14-LS 1Z
PRF08A-E	Screw Terminal Bases For AS14-LS 2Z

PCB RELAYS


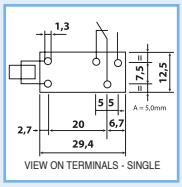

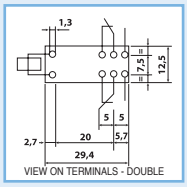

JQX - Series PCB Relays - 5mm Pin Spacing

Voltage	1C/O 10A	2C/O 5A	1C/O 16A
12VDC	JQX-14FC-1C 12VD	-	JQX-14FC-1CH 12VD
24VDC	-	-	-
48VDC	JQX-14FC-1C 48VD	JQX-14FC-2C 48VD	-

JQX - Series PCB Relays - 3.5mm Pin Spacing

12VDC	JQX-14FC-1C 12VD/3.5	-	-
24VDC	JQX-14FC-1C 24VD/3.5	-	-


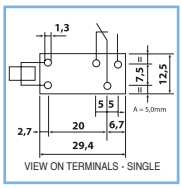

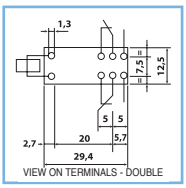

Base 10A 250V for JQX Relay IP20

Code	Description
PSF14AE/L	For E-Relays 5mm PIN spacing


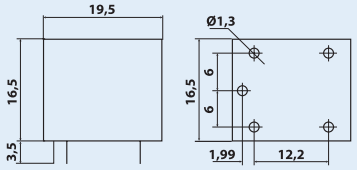

T73-Series - 10A 1C/O Relays

Description	Code	Coil Voltage
1 C/O 10A @ 250VAC 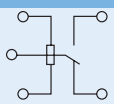	T73 12VDC	12VDC
	T73 24VDC	24VDC



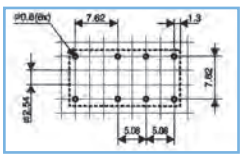
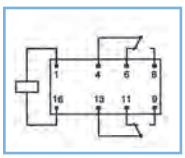

TRK22F Series - PCB Miniature Relays

Description	Low Profile Relay	Relay	Coil Voltage
2 C/O 1.25A Hermetically Sealed	TRK22F/D 5VDC	TRK22F 5VDC	5VDC
	TRK22F/D 12VDC	TRK22F 12VDC	12VDC
	TRK22F/D 24VDC	TRK22F 24VDC	24VDC


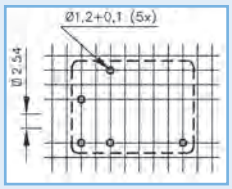
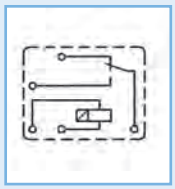

TRK17F Series - PCB Relays

Description	Code	Coil Voltage
1C/O 7A Hermetically Sealed	TRK17F 12VDC	12VDC
	TRK17F 24VDC	24VDC


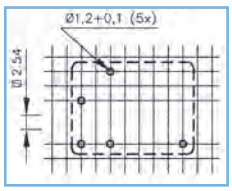
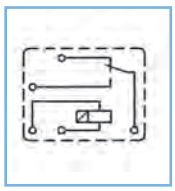

TRK Series - Latching PCB Relays

Description	Code	Latch	De-Latch
1C/O 7A Bi-stable latching Relay	TRK18 12VDC	12VDC	-3 to 6 VDC
	TRK18 24VDC	24VDC	-6 to 12 VDC

One pulse energises and latches the relay. A second reverse polarity pulse of lower voltage de-latched the relay

AUTOMATION

©ACDC Dynamics

RELAYS & BASES





D2/N

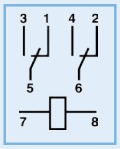

D4/N

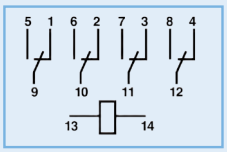

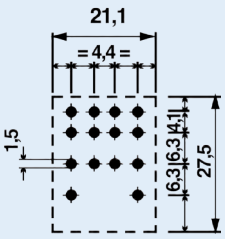

D - Series Relays - c/w Flag Indication and Mechanical Latch

1 C/O 16A	2 C/O 10A	3 C/O 5A	4 C/O 5A	AC	DC
Base Mounting					
D1/N	D2/N	–	D4/N	6VAC	6VDC
D1/N (12VAC)	D2/N	D3/N(12VDC)	D4/N	12VAC	12VDC
–	D2/N	D3/N	D4/N	24VAC	24VDC
–	D2/N	–	–	–	36VDC
–	D2/N	D3/N(48VDC)	D4/N	48VAC	48VDC
–	–	–	D4/N	60VAC	60VDC
–	D2/N	D3/N	D4/N	110VAC	110VDC
–	D2/N	D3/N	D4/N	230VAC	220VDC
PCB Mounting					
–	D2/P	–	D4/P	–	12VDC
D1/P(24VDC)	D2/P	–	D4/P	24VAC	24VDC
–	D2/P	–	D4/P	110VAC	–
–	D2/P	–	D4/P	230VAC	–

Note: 1 C/O & 3 C/O Types are available while stocks last

Bases & Accessories for D-Series Relays



ZMD2/4

ML

MPD
Ejector/Retaining Clip



ZM2/4VP



AL
LED Module



ZM4M

Compact Screw Terminal Base - IP20

300V/12A (2P), 6A (4P); LED modules available

Description	Width	Code
For **D1** & **D2** Relays	26mm	**ZMD2**
For **D4** Relays	26mm	**ZMD4**
Ejector/Retaining Clip	-	**MPD**
LED Module	-	**ML***

*Add Voltage: **24**, **110**, **230**VAC/DC

Compact Screw Terminal Base - IP20

250V/10A; LED & Diode modules available

For **D1** & **D2** relays	30mm	**ZM2VP**
For **D3** relays	30mm	**ZM3VP†**
For **D4** relays	30mm	**ZM4VP**

†Does not accept LED module

LED Module for: **ZM2VP** / **ZM4VP** / **ZM4M**	**AL***

*Add Voltage **024**, **060**, **230** (110-230VAC/DC)

Diode Module	**A-D**

Compact Screw Terminal Base - IP20

250V/10A Suitable for Diode or LED modules

For **D4** Relays	**ZM4M**



Printed Circuit Base - 250V/10A

Description	Code
For **D1** & **D2** Relays	**ZM2CS**
For **D3** Relays	**ZM3CS**
For **D4** Relays	**ZM4CS**
For **D6** Relays	**ZM6CS**
For **D8** Relays	**ZM8CS**



Panel Mount Base - 250V/10A

Description	Code
For **D1** & **D2** Relays	**ZM2SP**
For **D3** Relays	**ZM3SP**
For **D4** Relays	**ZM4SP**

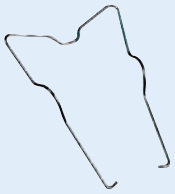

Retaining Clips

Description	Code
D1 to **D4** Relays	**MBD**
For **ZM4M** base	**MBM**



E-Series



RT424 Latching Relays
*DC Coil Voltages Only

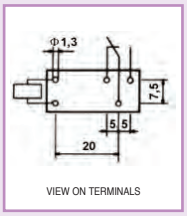

E51/R1
E51/S

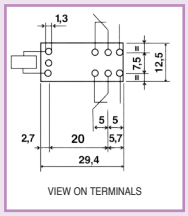

E52/R2 5A
RT424F

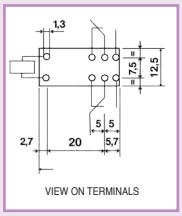

E52/S,
E61/S &
RT424A

E-Series PCB Relays

Standard Relays			Latching Bi-Stable Relays			Voltages	
2 C/O 5A	1 C/O 10A	1 C/O 16A	1Coil 1C/O 10A	1 Coil 2 C/O 5A	2 Coil 2 C/O 5A	AC	DC
E52/S	E51/S	–	–	–	–	–	4VDC
E52/S	E51/S	E61/S	–	–	–	6VAC	6VDC
E52/S	E51/S	E61/S	–	–	–	–	9VDC
E52/S	E51/S	E61/S	–	RT424A12	RT424F12	12VAC	12VDC
E52/S	E51/S	E61/S	–	RT424A24	RT424F24	24VAC	24VDC
E52/S	E51/S	E61/S	–	–	–	36VAC	36VDC
E52/S	E51/S	E61/S	–	–	–	48VAC	48VDC
E52/S	E51/S	E61/S	–	–	–	60VAC	60VDC
E52/S*	E51/S	E61/S	–	–	–	110VAC*	110VDC
E52/S	E51/S	E61/S	–	–	–	230VAC	–
–	–	–	E51/R1	E52/R1	–	230VAC/DC	–

AUTOMATION

©ACDC Dynamics



C43



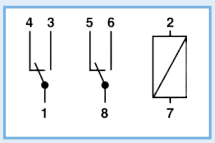

C42 8 Pin

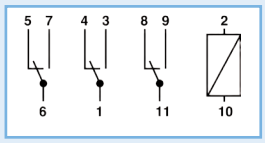

C43 11 Pin

C - Series Relays - 10A 250V - c/w Flag and LED Indication

10A 8 pin
10A 11 pin

8 Pin 2 C/O	11 Pin 3 C/O	AC	DC
C42	-	6VAC	-
C42	C43	-	12VDC
C42	C43	24VAC	24VDC
C42	-	36VAC	-
C42	C43	48VAC	48VDC
C42	C43	60VAC (**C42**)	60VDC
C42	C43	110VAC	110VDC
C42	C43	230VAC	220VDC (**C42**)

Bases for C42 & C43 Relays


ZOVI


ZUVI

Screw Terminal Base (IP20) 250V/10A

Description	Width	Code
8 PIN	40mm	ZOVI
11 PIN	43mm	ZUVI



Screw Terminal Base (IP20) 250V/10A

Description	Width	Code
8 PIN	38mm	ZVO
11 PIN	38mm	ZVU

Suitable for LED module



Solder Panel Mount Base - 250V/10A

Description	Width	Code
8 PIN	-	AZOS
11 PIN	-	AZUS



Screw Terminal Oval Base (IP20) 300V

Description	Width	Code
8 PIN (black)	38mm	BOV
11 PIN (black)	38mm	BUV



Solder Cable Cover Base - 250V/10A

Description	Width	Code
8 PIN	-	ZOQS
11 PIN	-	ZUQS



Screw Terminal Base (IP20) 400V/10A

Description	Width	Code
8 PIN	38mm	ZVE8
11 PIN	38mm	ZVE11



Printed Circuit Base - 250V/10A

Description	Width	Code
8 PIN	-	AZOCS
11 PIN	-	AZUCS



Screw Terminal Base (IP00) 250V/10A

Description	Width	Code
8 PIN	36mm	ZROV
11 PIN	36mm	ZRUV

Accessories



Description	Code
Retaining clip for **C42** & **C43** relays	MBOU
Diode Module for **ZVO** & **ZVU**	A-D
LED Module for **ZVO** & **ZVU**	AL*

*Add voltage **024, 060, 230** (110-230VAC/DC)


GN12/13

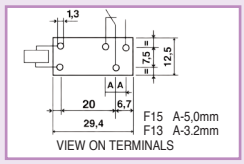

G-Series - Low-profile hermetically sealed PCB Relays

Volts DC	3.5mm Pin spacing	5mm Pin spacing		
	12A (1C/O)	12A (1C/O)	16A (1C/O)	8A (2C/O)
12V	GN13-1C 12VDC	GN12-1C 12VDC	GN16-1C 12VDC	GN8-2C 12VDC
24V	GN13-1C 24VDC	GN12-1C 24VDC	GN16-1C 24VDC	GN8-2C 24VDC
48V	-	-	-	GN8-2C-48VDC

Bases for E-Series Relays 10A 250V & Retaining Clips



Screw Terminal - IP20

Description	Code
For **E** & **F15** relays	ZME5
For **F13** relay	ZME3



Retaining Clip

Code	MPE

With eject function



LED Module * Add voltage to code: *024, 060, 110, 230*VAC/DC

Fits **ZME3** and **ZME5** bases only	ML*



Screw Terminal - IP20

Description	Code
For **E** relays	ZMEM/5



Retaining Clip

Code	MEM

Screw Terminal - IP20

Description	Code
For **E** relays	ZMEP/5



Retaining Clip

Code	MEM

Bases for E & G-Series Relays 10A 250V


Printed Circuit Base **IP20**


Retaining Clip

Description	Code	Code
For **GN13** relays 3.5mm pin spacing	ZMECS/3.5	MBE


Printed Circuit Base **IP20**


Retaining Clip

Description	Code	Code
For **E** & **F15** relays 5.0mm pin spacing	ZMECS/5	MBE

AUTOMATION

©ACDC Dynamics

INDUSTRIAL RELAYS

Type		8 Pin Plug-in Relay Flat	14 Pin Plug-in Relay Flat	8 Pin Plug-in Relay Flat	14 Pin Plug-in Relay Flat
RELAYS - Test button function - Flag plus LED - Orange for AC - Blue for DC					
Relay Type		2 Pole Change Over (10A)	4 Pole Change Over (5A)	2 Pole Change Over (10A)	4 Pole Change Over (10A)
*AC	*DC	*Add voltage to code	*Add voltage to code	*Add voltage to code	*Add voltage to code
230VAC	230VDC	**R5502-*L** (230VAC)	**R5504-*L**	**R5602-*L** (230VAC)	**R5604-*L** (230VAC)
110VAC	110VDC	**R5502-*L** (110VAC)	**R5504-*L** (110VAC)	**R5602-*L**	**R5604-*L** (110VAC)
24VAC	24VDC	**R5502-0*L**	**R5504-0*L**	**R5602-0*L**	**R5604-0*L**
12VAC	12VDC	**R5502-0*L** (12VDC)	**R5504-0*L** (12VDC)	**R5602-0*L**	**R5604-0*L**
Wiring Diagram		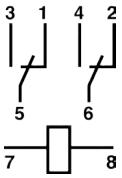	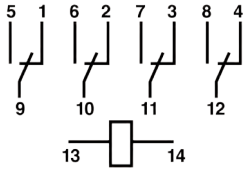	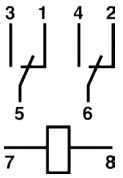	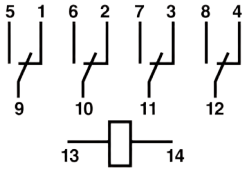

Bases for R5502 & R5504 Relays - 300V/10A IP20


RB944-14F


ZM3VP

Code	Description
RB943-08F	8 Pin blue screw terminal base for 2 pole relays
RB944-14F	14 Pin blue screw terminal base for 2 & 4 pole relays

Bases for R5602 & R5604 Relays - 300V/10A IP20

RE1


ZM6V


ZM8V

Code	Description
ZM6V	Screw Terminal Base for **R5602**
ZM8V	Screw Terminal Base for **R5604**



RE1

AB - Series Relays 10A

2 C/O 10A	3 C/O 10A	Volts AC	Volts DC
AB2	**AB3**	12 VAC	12 VDC(AB2)
AB2	**AB3**	24 VAC	24 VDC
AB2	**–**	48 VAC	48 VDC
AB2	**AB3**	110 VAC	110 VDC (AB2)
AB2	**AB3**	230 VAC	–

Bases for AB2 & AB3 Relays - 250V/10A IP20

RE1


ZAV/A


ZACS

Code	Description
ZAV/A	Screw Terminal Base for **AB2/AB3** relay
ZACS	P.C.B. base for AB2/AB3 relay

Interface Relays

*Add coil voltage to code:
230VAC, 110VAC, 24VDC

*Add coil voltage to code:
24VDC, 230VAC


C12 Type


C10 Type


CSS-AZ

Code	Description
C10/A10/*	1 c/o 10A relay, plug-in type
C12/A21/*	2 c/o 5A relay, plug-in type
CSS-AZ	Solid-state relay, Input 5-32VAC Out switch 3A@250VAC

Bases for Interface Relays - IP20


S-10M

Code	Description
S-10M	Base for **C10/C14** relay 250V/16A

AUTOMATION

©ACDC Dynamics

INDUSTRIAL RELAYS

Type	8 Pin Plug-in Relay	11 Pin Plug-in Relay	8 Pin Plug-in Relay	11 Pin Plug-in Relay
UL recognised, CE approval Colour coding: *Orange: AC* *Blue: DC*			WHILE STOCKS LAST 	WHILE STOCKS LAST 
Relay type	2 Pole Change Over (10A)	3 Pole Change Over (10A)	2 Pole Change Over (10A)	3 Pole Change Over (10A)
*AC / *DC	*Add voltage to code	*Add voltage to code	*Add voltage to code	*Add voltage to code
380VAC	–	–	C2/A20/*	–
230VAC / 220VDC	R6002-*L (230VAC)	R6003-*L	C2/A20/* (230VAC)	C3/A30/* (230VAC)
110VAC / 110VDC	R6002-*L (110VAC)	R6003-*L	C2/A20/* (110VAC)	C3/A30/*
60VAC	–	R6003-*L	–	–
48VAC / 48VDC	R6002-0*L (48VDC)	R6003-0*L (48VDC)	C2/A20/*	–
36VAC / 36VDC	R6002-0*L	R6003-0*L	–	C3/A30/*
32VAC / 32VDC	R6002-0*L	R6003-0*L	–	C3/A30/* (32VDC)
24VAC / 24VDC	R6002-0*L	R6003-0*L	C2/A20/* (24VDC)	C3/A30/*
12VAC / 12VDC	R6002-0*L	R6003-0*L	C2/A20/* (12VDC)	–
6VAC / 6VDC	R6002-00*L (6VDC)	R6003-00*L	C2/A20/* (6VDC)	–
Features	Test button function Flag plus LED	Test button function Flag plus LED	Test button function & Flag ind	Test button function & Flag ind
Wiring Diagram	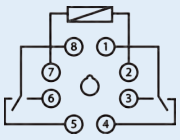	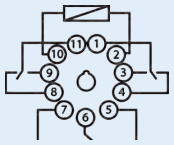	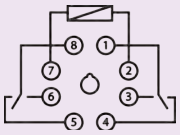	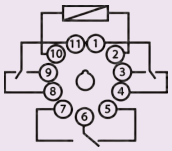



Screw Terminal Bases for R6002 & R6003 Relays - IP20 300V/10A

Code	Description
BOV-B	8 Pin oval base blue
BUV-B	11 Pin oval base blue
RB750-08R	8 Pin rectangle base blue
RB740-11R	11 Pin rectangle base blue



Screw Terminals - IP20 300V/10A

Code	Description
RB083-08R	8 Pin rectangle base blue
RB113-11R	11 Pin rectangle base blue



Screw Terminals - IP20 300V/10A

Code	Description
PM-S11D	11 Pin rectangle DIN mount base

Retainer clip secures relay to the socket protecting against vibration



Bases for C2/A20 & C3/A30 IP20 250V/10A

Code	Description
S2-B	8 Pin rectangle base
S3-B	11 Pin rectangle base

Unique retainer clip securing module to socket providing protection against vibration.

Timers IP40



Code	Description
CT2A *	8 Pin Delay OFF timer
CT3A *	11 Pin Delay OFF timer
CT2B *	8 Pin Equal Repeating timer
CT3B *	11 Pin Equal Repeating timer
CT2E *	8 Pin Delay ON timer
CT3E *	11 Pin Delay ON timer
CT2K *	8 Pin one-shot pulse start timer
CT3K *	11 Pin one-shot pulse start timer
CT2W *	8 Pin one-shot timer
CT3W *	11 Pin one-shot timer

*Add voltage to code:
S *(9.5-18VDC for timer A, B, E, K & W)*
L *(20-65VAC/DC, for timer A, B, E, K & W)*
M *(90-150VAC/DC for timer A & K),*
U *(180-265VAC/DC for timer A & K),*
H *(90-265VAC/DC for timer B, E & W)*

The module **CT2** & **CT3** are electronic timers which are designed to be inserted between a standard plug-in relay and its socket, enabling the relay to be operated as a timer relay. The relay coil voltage must be in the range shown for each model.

©ACDC Dynamics

POWER RELAYS

F-Series - Automotive Relays



F1/C
F1/L



F2

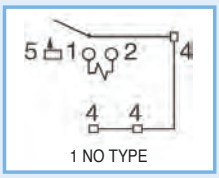

1 NO TYPE

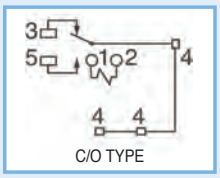

C/O TYPE

Description	Code	Coil Voltage
1 C/O 30A Open type	F1/C 12VDC	12VDC
	F1/C 24VDC	24VDC
1 C/O 30A Enclosed type	F1/L 12VDC	12VDC
	F1/L 24VDC	24VDC
1 NO 30A Open type	F2 12VDC	12VDC
	F2 24VDC	24VDC

TRK-Series - Automotive Relays 30A, 80A 1C/O



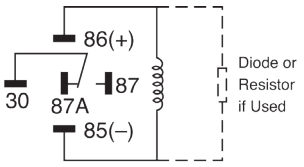

Description	Code	Coil Voltage
1 C/O 30A	TRK792 12VDC	12VDC
	TRK792 24VDC	24VDC
1 C/O 80A	ALB-80 12VDC	12VDC
	ALB-80 24VDC	24VDC

CGB & JQX-30F Series



CGB-1C



JQX-30F

Description	40A 1C/O	20A 2C/O	Coil Voltage
Chassis Mount	-	JQX-30F	12VDC
	-	JQX-30F	24VDC
	CGB-1C	JQX-30F	110VAC
	-	JQX-30F	230VAC

JQX-50F Series



Description	Code	Coil Voltage
1 C/O 30A Chassis Mount Screw Terminals	JQX-50F	12VDC
	JQX-50F	24VDC
	JQX-50F	40VDC
	JQX-50F	110VAC
	JQX-50F	230VAC

NEW

AS60FN DIN Power Relay



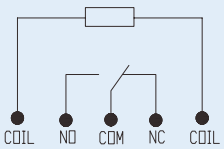

Description	Code	Coil Voltage
1 C/O 60A @250 VAC/30VDC Quick Screw Connection Easy Din Rail Installation	AS60FN-L-230VAC	230VAC
	AS60FN-L-24VDC	24VDC

NEW

AS60FN DIN Power Relay / Change-over



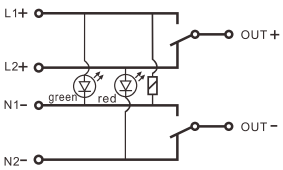

Description	Code	Coil Voltage
2 C/O 120 A @250 VAC/30VDC Din Rail Installation Automatic Switching between Mains and Back Up Power	AS62FA-NL-230VAC	230VAC
	AS62FA-NL-24VDC	24VDC



A1/2

A - Series Relays - For use with fast-on connectors

Type	1 N/O 30A	1 N/C 30A	2 N/O 16A	1 C/O 16A	Coil Voltage AC	Coil Voltage DC
RE1	A1/1	-	A1/2	A1/A	12 VAC	12 VDC
	A1/1	-	A1/2	A1/A	24 VAC	24 VDC
	A1/1	-	A1/2	A1/A	110 VAC	-
	A1/1	A1/R	A1/2	A1/A	230 VAC	-

AUTOMATION

©ACDC Dynamics

RELAY INTERFACE MODULES

Open Base Type



IMZ
DIN Mounting



RB-4/8/12L
Fixed Relays



RB-4/8/12LP & LPP
Plug-in Relays

Closed Base



RB-1CP
RB2-1CP



RB-4/8/12CP

Slim Type 5A



RB-1SL



RB-8SL

Box Type



RB-4/8/16BT

Code	1-Way	4-Way	8-Way	12-Way	16-Way
SPDT (1C/O) 10A (DIN Mounting)					L & LP with 20 way ribbon plug
Fixed relays open base	–	RB-4L*	RB-8L*	RB-12L*	RB-16L*
Plug-in relays open base	RB-1LP**	RB-4LP**	RB-8LP**	RB-12LP**	RB-16LP**
Plug-in relays closed base	RB-1CP*	RB-4CP*	RB-8CP*	RB-12CP*	RB-16CP*
Slim type	RB-1SL*	–	RB-8SL 24VDC	–	–
Box type	–	RB-4BT 24VDC	RB-8BT 24VDC	–	RB-16BT 24VDC
Base without relay	IMZ	–	–	–	–



16-Way DIN Mounting
L &LP Type

*Add voltage required: **24, 110, 230VAC; 12, 24, 110VDC**

*NB: All Codes are for common negative, for common positive add "**P**" to Code, eg. RB-4LP**P**
Common Positive only available in **LP** Range

DPDT (2 C/O) 5A (DIN Mounting)

Fixed relays open base	–	RB2-4L*	RB2-8L*	RB2-12L*	–
Plug-in relays open base	RB2-1LP**	RB2-4LP**	RB2-8LP**	RB2-12LP**	–
Plug-in relays closed base	RB2-1CP*	RB2-4CP*	RB2-8CP*	RB2-12CP*	RB2-16CP*



RB-16CP

*Add voltage required: **24, 110, 230VAC; 12, 24, 110VDC**

*NB: All Codes are for common negative, for common positive add "**P**" to Code, eg. RB2-4LP**P**
Common Positive only available in **LP** Range

Inter-Connecting Modules



Flat Connector



Sub-D Connector Male

Code	No. of Poles	Code	No. of Poles
JUM72-16	16-Way	**JUM72-D15**	15-Way
JUM72-26	26-Way	**JUM72-D25**	25-Way
JUM72-34	34-Way	**JUM72-D37**	37-Way
JUM72-40	40-Way	**JUM72-D50**	50-Way
JUM72-50	50-Way		

Opto Coupling Modules

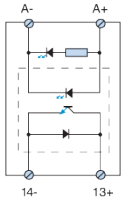

DC in/DC out



1-Way



4-Way

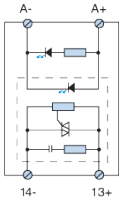

DC in/AC out

Code 1-Way	Code 4-Way	Input Volts	Output Volts	Output Current
OCM1-24VDC	-	24VDC	5-48VDC	100mA
OCM1-220VDC	**OCM4-220VDC**	240VDC	5-300VDC	100mA
ET-MS01	**ET-MSZ04**	24VDC	240VAC	4A

Slim Type Relays

Size:
20mm(L) x
5mm(W) x
12.5mm(H)



Code	Coil Volts	Contact Rating
SA-1A	12VDC (20.4mA)	5A C/O
SA-1A	24VDC (10.2mA)	5A C/O



NB: Not continuously rated coils (pulse only)

Step Relay (Base Mount) 10A @ 250VAC

Code	No. of Step	Sequences 1	2	3	4	* Coil Voltage
AFH-BF01 *	2					110VAC 230VAC
AFH-BF02 *	2					24VAC 230VAC
AFH-BF04 *	4					12VDC 12VAC 230VAC

AUTOMATION

©ACDC Dynamics

SLIM RELAY INTERFACE MODULES

RE1

Solid State



Electro Mechanical





Bus Coupler

Solid state relay interface modules - IP20 6.2mm width

Load Voltage	Rated Current	Control Voltage	Terminal Type	Code
0-33VDC	6A	6VDC (5-12V)	Screw	**ECLR-24AD-5RS824**
		24VDC (17-30V)	Screw	**ECLR-24AD-RS824**
		240VAC/DC (184-264V)	Screw	**EZD-240AD-RS824**
12-275VAC	2A	6VDC (5-12V)	Screw	**ECLR-24AD-5RS2240**
		24VDC (17-30V)	Screw	**ECLR-24AD-RS2240**
		240VAC/DC (184-264V)	Screw	**EZD-240AD-RS2240**

Electromechanical relay interface modules - IP20 6.2mm width

Rated Current	Control Voltage	Terminal Type	Code
6A	12VAC/DC	Screw	**RB-1SL 12VDC**
	24VAC/DC	Screw	**RB-1SL 24VDC**
	110VAC/DC	Screw	**RB-1SL 110VAC**
	230VAC/DC	Screw	**RB-1SL 230VAC**

Accessories

Code	Description
EZD-20P	20 Pole bus coupler for parallel connections

NEW

INTELLIGENT SOLID STATE RELAYS



1PH:10A-60A



1PH:80A-120A



3PH:10A-60A

Intelligent Solid State Relay: Effective thermal management by automatically adjusting the laod current when temperature reaches more then 110°C. Protects itself from thermal breakdown by reducing the output power to reach thermal balance, thus increasing the service life.

1 Phase Solid State Relays

Code	Control Voltage	Load Voltage	Load Current	Size (mm) LxWxH
ISSR-10DA	3-48VDC	24-480VAC	10A	58 x 34.5 x 26
ISSR-25DA	3-48VDC	24w-480VAC	25A	58 x 34.5 x 26
ISSR-40DA	3-48VDC	24-480VAC	40A	58 x 34.5 x 26
ISSR-60DA	3-48VDC	24-480VAC	60A	58 x 34.5 x 26
ISSR-80DA	3-48VDC	24-480VAC	80A	58 x 34.5 x 26
ISSR-90DA	3-48VDC	24-480VAC	90A	58 x 34.5 x 26
ISSR-100DA	3-48VDC	24-480VAC	100A	58 x 34.5 x 26
ISSR-120DA	3-48VDC	24-480VAC	120A	58 x 34.5 x 26

3 Phase Solid State Relays

Code	Control Voltage	Load Voltage	Load Current	Size (mm) L x W x H
ITSR-10DA	3-48VDC	24-600VAC	10A	64 x 45 x 28
ITSR-25A	3-48VDC	24-600VAC	25A	64 x 45 x 28
ITSR-40DA	3-48VDC	24-600VAC	40A	64 x 45 x 28
ITSR-60DA	3-48VDC	24-600VAC	60A	64 x 45 x 28

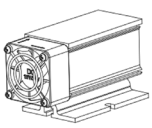

MSR40-L75F

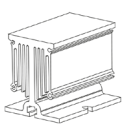

MSR40-L75

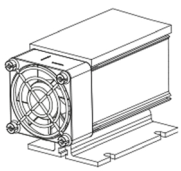

MSR60-L80F

Heat Sink for ISSR & ITSR Solid State Relays

Code	Suggested Combinations	Size (mm) L x W x H
MSR40-L75	1-Phase: 10-25A	75 x 40 x 55
MSR40-L75F	1-Phase: 40-60A with Fan	95 x 40 x 55
MSR60-L80F	1-Phase: 80-120A/ 3-Phase: 25-60A	95 x 60 x 85

AUTOMATION

©ACDC Dynamics

DC SOLID STATE RELAYS



RD



SSR05DH
SSR01DH
SSR02DH



CT-SSR-5DD

DC Switching Solid State Relays - Size (mm) 42L x 25W x 10D

Load Voltage	Control Voltage	Max. Current 1A	Max. Current 4A	Max. Current 8A
3-60VDC	3-32VDC	-	RD0605-D	-
3-200VDC	3-32VDC	RD2001-D	-	-
3-350VDC	3-32VDC	RD3501-D	-	-

DC Switching Solid State Relays - Size (mm) 28L x 15W x 5D

1-24VDC	3-15VDC	-	-	SSR05DH-874
1-24VDC	15-30VDC	-	-	SSR01DH-874
1-24VDC	35-72VDC	-	-	SSR02DH-874

DC Switching Solid State Relays - Chassis Mount

Load Voltage	Control Voltage	Max. Current 1A	Max. Current 5A
3-60VDC	3-32VDC	-	CT-SSR-5DD

SOLID STATE RELAYS



RS



RM1A



RM1C



R2441



R2425



SSR-VR

RS-Series S.S.R.

Load Voltage	Non-Rep. Peak Voltage	Control Voltage	Max. Current 10A AC1 (2A) AC3	Max.Current 25A AC1 (5A) AC3	Max.Current 40A AC1 (8A) AC3
230VAC$_{RMS}$	650Vp	4.5-32VDC	RS1A23D10	RS1A23D25	RS1A23D40
		18-36VAC/DC	RS1A23LA10	RS1A23LA25	RS1A23LA40
480VAC$_{RMS}$	1200Vp	4.5-32VDC	RS1A48D10	RS1A48D25	RS1A48D40
		18-36VAC/DC	RS1A48LA10	RS1A48LA25	RS1A48LA40

• Triac or Alternistor switching mode • LED indication • Protection Cap.
• Zero switching 1 phase solid state relays for resistive, inductive and capacitive loads

RM-Series S.S.R.

Load Voltage	Non-Rep. Peak Voltage	Control Voltage	Max. Current 25A AC1 (5A) AC3	Max.Current 50A AC1 (10A) AC3	Max.Current 75A AC1 (15A) AC3	Max.Current 100A AC1 (20A) AC3
230VAC$_{RMS}$	650Vp	4-32VDC	RM1A23D25	RM1A23D50	RM1A23D75	RM1A23D100
		24-265VAC 24-48VDC	RM1A23A25	RM1A23A50	RM1A23A75	RM1A23A100
480VAC$_{RMS}$	1200Vp	4-32VDC	RM1A48D25	RM1A48D50	RM1A48D75	RM1A48D100
		24-265VAC 24-48VDC	RM1A48A25	RM1A48A50	RM1A48A75	RM1A48A100
600VAC$_{RMS}$	1600Vp	4-32VDC	RM1A60D25	RM1A60D50	RM1A60D75	RM1A60D100
		24-265VAC 24-48VDC	RM1A60A25	RM1A60A50	RM1A60A75	RM1A60A100

• Zero switching 1 phase solid state relay. • Thyristor switching • LED indication • Built-in varistor • Protection Cap

Peak Switching 1 Phase Solid State Relays

400VAC$_{RMS}$	800Vp	4-32VDC	RM1C40D25	RM1C40D50	-	-
600VAC$_{RMS}$	1400Vp	4-32VDC	RM1C60D25	RM1C60D50	-	-

For inductive loads with iron core (eg neon lighting transformers)

Analog Switching 1 Phase Solid State Relays (with proportional output)

Load Voltage	Non-Rep. Peak Volts	Control Voltage	Max. Current 25A(AC51)	Max. Current 50A(AC51)
90-280VAC	650Vp	4-20mA DC	RE2425-AA06	RE2450-AA06
265-530VAC	1200Vp	4-20mA DC	RE4825-AA12	RE4850-AA12
90-280VAC	650Vp	0-200K Ω	R2425 (25A)	R2441 (41A)Supplied c/w 100K POT

For resistive, inductive & capacitive loads

Built-in Potentiometer

Load Voltage	Non-Rep. Peak Volts	Control Voltage	Max. Current 10A	Max. Current 15A	Max. Current 25A	Max. Current 40A
24-380VAC	600V Peak	Pot -fixed	SSR-VR2-10	SSR-VR2-15	SSR-VR2-25	SSR-VR2-40

For resistive, inductive & capacitive loads. Isolation Voltage: >2500VRMS

©ACDC Dynamics

SOLID STATE CONTACTORS



Code	Poles	Operational Voltage	Current Rating		Control Voltage	Ultra Fast Fuse
			AC1	AC3		
SSRSC1-15	1	24-240VAC	15A	3A	24-230VAC/DC	15A
SSRSC1-30	1	24-240VAC	30A	7A	24-230VAC/DC	30A
SSRSC1-50	1	24-240VAC	50A	12A	24-230VAC/DC	50A
SSRSC2-30	2	48-600VAC	30A	7A	24-230VAC/DC	30A
SSRSC2-50	2	48-600VAC	50A	12A	24-230VAC/DC	50A
SSRSC3-10	3	48-600VAC	10A	2A	24-230VAC/DC	10A

Specification • LED status indication • Integrated heatsink • IP20 protection • Bounce free & Arcless switching • Built-in varistor protection • For motor, lamps, heaters, etc • Zero crossing commutation • High switching frequency

INDUSTRIAL SOLID STATE RELAYS



Single Phase



Three Phase

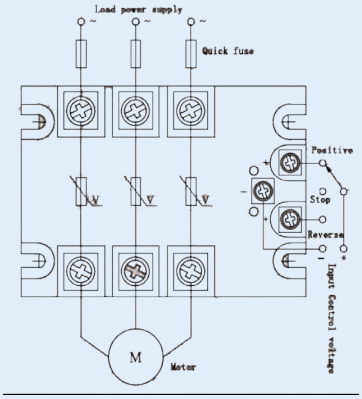

1 Phase Solid State Relays

Code	Line Voltage AC	Di-Electric Strength	Contol Voltage	Maximum Current
HHG1C-1/32F-1206	60-1200VAC	2.5kV	3-32VDC	60A
HHG1C-1/32F-1208	60-1200VAC	2.5kV	3-32VDC	80A
HHG1C-1/32F-1210	60-1200VAC	2.5kV	3-32VDC	100A
HHG1C-1/32F-1215	60-1200VAC	2.5kV	3-32VDC	150A
HHG1C-1/32F-1220	60-1200VAC	2.5kV	3-32VDC	200A
HHG1C-1/32F-1225	60-1200VAC	2.5kV	3-32VDC	250A

Specification • Insulation Resistance: 500MΩ 500 VDC • Voltage Drop: Less than 1.6 VAC • Ambient Temperature: - 30 - 80˚C • Working Indicator: LED

3 Phase Solid State Relays

Code 3-32VDC Control	Code 90-250VAC Control	Line Voltage	Di-Electric Strength	Maximum Current
HHG1-3/32F10	HHG1-3/250F10	440VAC	2500VAC	10A
HHG1-3/32F20	HHG1-3/250F20	440VAC	2500VAC	25A
HHG1-3/32F40	HHG1-3/250F40	440VAC	2500VAC	40A
HHG1-3/32F60	-	440VAC	2500VAC	60A
HHG1-3/32F80	HHG1-3/250F80	440VAC	2500VAC	80A
HHG1-3/32F100	HHG1-3/250F100	440VAC	2500VAC	100A
HHG1-3/32F120	HHG1-3/250F120	440VAC	2500VAC	120A

Specification • Insulation Resistance: 500MΩ / 500VDC • Voltage Drop: Less than ≤1.6VAC • Zero Cross Switching • Temperature: - 30 - 80˚ • Working Indicator: LED • Control Current: 5-30mA • On-Off Time ≤10mS

3 Phase Solid State Reversable Relays

Line Line Voltage AC	Di-electric Strength	Control Voltage**	Max. Current 10A	Max. Current 25A	Max. Current 40A
400V	2500VAC	4.5 - 5.5VDC	HHG1F-3/5 10A	HHG1F-3/5 25A	HHG1F-3/5 40A
400V	2500VAC	9 - 11VDC	HHG1F-3/10 10A	HHG1F-3/10 25A	HHG1F-3/10 40A

**Note: control voltage must not be exceeded

SSR ACCESSORIES & HEAT SINKS



RHS120



RHS150



RHS300



RHS100



RHS45A



RHS301



RHS180



RHS127



RHS105

Heat Sinks

Code	Size (mm) L x W x D	SSR	Mounting
RHS45A	100 x 50 x 96	1-Phase	DIN Rail / Screw
RHS100	85 x 45 x 82	1-Phase	DIN Rail
RHS127	127 x 70 x 50	1-Phase	Screw
RHS180	180 x 125 x 50	1-Phase	Screw
RHS300	150 x 88 x 35	3-Phase	Base Mount
RHS301	115 x 100 x 96	3-Phase	DIN Rail / Screw
RHS105	105 x 100 x 80	3-Phase	Screw
RHS150	150 x 125 x 135	3-Phase	Screw c/w fan
RHS120	200 x 125 x 135	3-Phase	Screw c/w fan

Accessories



RMIP20



RHS00



BRR

Code	Description
RMIP20	Spare cover for **RS1** & **RM1**
RHS00	DIN rail adaptor for 1 phase
BRR	Clear cover for 1 Phase

©ACDC Dynamics



LEVEL CONTROL & PUMPS

2

Our Level Control Products ensure precise fluid level monitoring, while our pumps deliver efficient performance across diverse applications. Whether you aim to enhance efficiency, safety, or process automation, our advanced technologies and innovative designs guarantee reliability and precision.

FLOAT SWITCHES

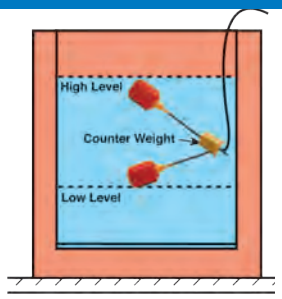

Typical Application showing use of 1 **B-01** float switch to start and stop pump. One **B-01** Float Switch can be used for both high and low levels.

Micro Switch Float Switches







c/w Weight

ESP



c/w Weight

ESP

Code	B-01/5	B-01/10	MAG-*	FLO-1	FLO-2
Length of Cable	5meters	10meters	*Add **05, 10, 15, 20** meters	3 meters	3 meters
Weight Supplied	✔	✔	✔	✔	✔
Switching Voltage Max.	240VAC/200VDC		250VAC	250VAC	250VAC
Switching Current Max. (A)	4A		4A	4A	4A
Carry Current Max. (A)	15A		6A	8A	8A
Switch Type	Micro C/O		Micro NO+NC	Micro C/O	Micro C/O
Operating Temperature	0°C to 60°C		-20°C to 50°C	-30°C to 80°C	-30°C to 80°C
Material	Polypropylene/Cable/P.V.C.		Moplen/PVC	Polypropylene/PVC	Polypropylene/PVC
Resistance to	Water & weak Acids		Water & weak Acids	Water & weak Acids	Water & weak Acids

Accessories



ESP

Not for use with Mercury Float Switches

MAG-W

1.5kg weight to hold **MAG** Float. Switches down in tanks.

Strain relief for Float Switches



ESP

CA-8135	CA-8136
Cable Guard	Flange

Plastic Reed Float Switches - Not suitable for use in Diesel or Petrol

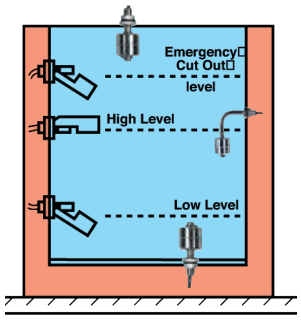

TYPICAL APPLICATION





RF-0V2



RF-0V41





Code	Internal LS-103-3	External LS-103-4	RF-0V2	RF-0V41	FF-80EFM	FF-81EFM
Mounting	Compression				Flange	M20
Thread Size	M16	1/2" NPT	1/8" PF	M16	2" x 5kg/cm²	Connection Screw
Length Lead Wire	300mm		300mm		300mm	
Switching Voltage Max.	240VAC/200VDC		240VAC/200VDC		240VAC/200VDC	
Switching Current Max. (A)	0,5A		0,5A		0,5A	
Carry Current Max. (A)	1A		1A		1A	
Switch Type	Reed Switch NO		Reed Switch NO		Reed Switch NO	
Max. Pressure (kg/cm²)	4		1	4	10	
Operating Temperature	-20°C to 80°C		-20°C to 80°C		-10°C to 80°C	
Material	Polypropylene (PP)		Polypropylene (PP)		Polypropylene (PP)	
Suitable Specific Gravity	0,7 g/cm³		0,7 g/cm³		0,6 g/cm³	
Resistance to:	Water, Acids & Oils		Water, Acids & Oils		Corrosive liquids, i.e. Acids, Seawater etc	

©ACDC Dynamics

STAINLESS STEEL FLOAT SWITCHES IP65



Side Mount - **RF-3002D**



Top or bottom mount - **RF-3001**

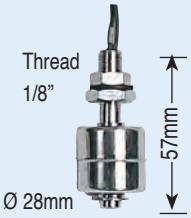



LF-10CEQ

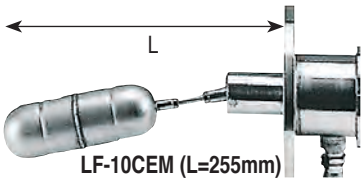

LF-10CEM (L=255mm)

FF-70SSS (L=230mm)



FD-MH16A

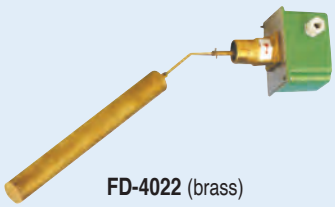

FD-4022 (brass)

Code	Top/Bottom	Side Mount	LF-10CEM	LF-10CEQ	FF-70SSS	FD-MH16A	FD-4022
	RF-3001	RF-3002D					
Mounting Thread Size	1/8" PF	1/8" PF	Flange DN40/1 1/2"	1 1/2" PT	Exd IIC T5 DN40/1 1/2"	1/2" PT Adaptor	1"
Length of Cable	300mm		-		-	300mm	-
Switching Voltage Max.	240VAC/200VDC		250VAC		250VAC	250VAC	250VAC
Switching Current Max.(A)	0,5A		-		-	0.5A	5A
Carry Current Max.(A)	1A		5A		3A	1A	16A
Switch Type	Reed Switch NO or NC		Mirco Switch 1C/O			Reed Switch NO	Micro Switch C/O
Max. Pressure	8.5 Bar		14.7 Bar			4.2 Bar	10 Bar
Operating Temperature	-20°C to 120°C		-25 to 100°C		-20 to 100°C	-10 to 120°C	-10 to 120°C
Material	304 Stainless Steel		Aluminium/SS304		SS316/SS304	304 Stainless Steel	Brass
Suitable Specific Gravity	0.75 S.G.		0.65 S.G		0,7 SG	0,8 S.G.	0,8 S.G.
Resistance to:	Water & Liquids		Water, Acids & Oils			Seawater, Corrosive Liq.	Non-Aggresive Liq.

LEVEL PROBES & SENSORS

More Float Switches



RF-0V61
1 x Reed

RF-PV2
2 x Reed

RF-OV61	RF-PV2
• Thread Size: 1/8” PF	
• Output Reed Switch @ 1A 250VAC	
• Switching 1xReed Switch NO	• Switching 2xReed Switches Top: NO Bottom: NC
• Max Pressure: 4kg/cm²	
• Material: Polypropylene (PP)	
• Specific Gravity: 0.7 S.G.	
• -20 to 80°C	

Probe Assemblies

APS - 3C



APS - 5C



APS-3C 3-way	APS-5C 5-way
• 3 or 5-way holder	
• Steel locking ring	
• 3 or 5 x 1m 204 S/S probes	
• Suitable for use with all liquid level relays e.g. **TE101 – APS-3C**, **DLR – APS-5C**	
• Max temperature: 100°C	
• Cut Probes to suit application	

Probe Components

PS-5S



APS-3



AF-12



PF-101



PF-102



PF-103



PF-104



PF-101P



Code	Description
APS-3	3 Probe holder only (6 mm thread)
PS-5S	5 Probe holder only
AF-12	Steel locking ring for holders - 115mmØ
PF-101	3 Probe Spacers (porcelain)
PF-101P	3 Probe Spacers (plastic)
PF-105	5 Probe Spacers (porcelain)
PF-102	Connecting nut (304 stainless steel)
PF-104	Tank probe
PF-103	1m 304 stainless steel rod 6mmØ

Conductive Probe Kits IP65

RHOMBERG

RHE



Coated	CP1/C	CP2/C	CP3/C
Uncoated	CP1	CP2	CP3
• Material: Nylon • Thread: 1.5" BSP • Max Temp: 70˚C	c/w 1 x 1m x Ø4mm Rods	c/w 2 x 1m x Ø4mm Rods	c/w 3 x 1m x Ø4mm Rods

Accessories

DD3



EP1/C



Code	Description
CP1/CX	1-Way Head only
CP2/CX	2-Way Head only
CP3/CX	3-Way Head only
DD2	2-Way Probe Spacer
DD3	3-Way Probe Spacer
EP1/C	Spare 1m s/s Rod coated
EP1/U	Spare uncoated s/s Rod 1m
EP1/EXT	M4 Connecting Nut Brass

Coating of the rods improves resistance, prevents switching caused by frothing or condensation.

©ACDC Dynamics

FLOAT LEVEL SWITCHES

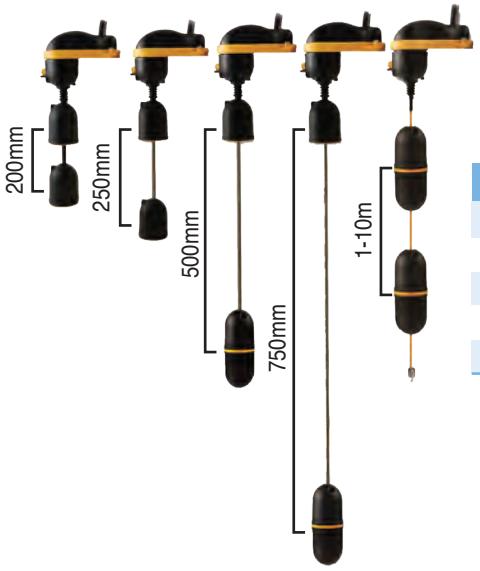

Mouse Vertical Level Switches - IP68

Vertical Level regulator for narrow spaces where conventional float switches do not have enough room to operate. High and low float levels are adjustable. Suitable for use in clean water, rain water, industrial water systems and systems with water containing chemical substances.

Code	Shaft Length	Min/Max Adj Range	Shaft Material
MOU00-DF-2M	200mm	50 - 110mm	PET
MOU25-DF-2M	250mm	50 - 170mm	AISI316
MOU50-DF-2M	500mm	50 - 420mm	AISI316
MOU75-DF-2M	750mm	60 - 650mm	AISI316
MOU100-DF-2M	10m*	1m - 10m	Polyester

- Manual / Auto operation
- Housing: Polypropylene
- Max Temp: 60°C (140°F)
- Contact rating: 1C/O 8A @ 230VAC
- Max depth: 15m
- Supplied with 2m cable

* 10m Type: Only for use in Clean Water

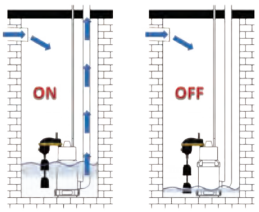

Emptying

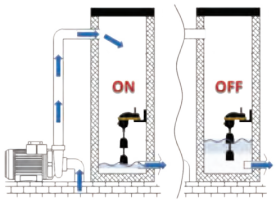

Filling

Accessories


TE-2047


TE-2046


TE-2048 TE-2049

Code	Description
TE-2046	Wall/Tube mounting plastic bracket
TE-2047	AISI304 stainless steel mounting bracket
TE-2048	Flanged Support Bracket
TE-2049	Threaded support bracket (2" Gas)

Mercury Float Switches


ESP

REMEX™



30mm Ø
Ideal for autoclaves





MER30/GP

1¼" male gland plug for use with **MER30/5**



Code	UKV70-AB	REMEX-P	MER30/5	MER-*
Length of Cable	No cable	No cable	5 meters	*Add **05, 10, 15, 20** meters
Weight Supplied	✔	✔	N/A	N/A
Switching Voltage Max.	230VAC	440VAC/200VDC	250V	0-230VAC/DC
Switching Current Max. (A)	4A	5A	5A	1A
Carry Current Max. (A)	7.5A	10A	–	1A
Switch Type	Mercury NO	Mercury NO	Mercury NO	Mercury C/O
Operating Temperature	5°C to 60°C	-20°C to 70°C	-20°C to 60°C/8 bar	- 40°C to 80°C
Material	ABS	ABS	Moplen	ABS/PVC
Resistance to	Water & weak Acids	Water & weak Acids	Water & weak Acids	Water & weak Acids

©ACDC Dynamics

PROBE & ROTARY LEVEL SWITCHES

Optical Level Sensor IP68





Optical sensor with infrared light for use in liquids such as oil, water, sewerage, beer, wine etc. (3/8" PT)



Capacitive Level Sensors for Solids



Capacitive level sensor for solid, fluid or granulated substances.

32mm Ø

Vibration Probe Switch



Rotary Paddle Switch

For use in:
Milk Powder, Cement, Fertilizer, Granulated products, etc.



RP10C RP80C

Code	SD10G-ARN1 (NPN NO) SD10G-ARP1 (PNP NO)	VP02-230TB Un-modulated	VR1A 8mm Sensing	VR1B 15mm Sensing
Length of cable	2 meters		5 meters (PVC)	
Switching Voltage	10-28VDC (NPN, NO)	230VAC (NO)	20-30VDC (1kΩ)	
Operating Temperature	-20°C to 80°C		0°C to 70°C	
Material	Polysulphone		Polyester	
Switching Current Max (A)	DC: 100mA	AC: 100mA	10A @ 250VAC	
Max ambient light	5000 lux	100 lux	For use with amplifier Relay Type **CLR2** pg 1.9	

DC Units for use with Relay Type **CLR1** pg 1.9

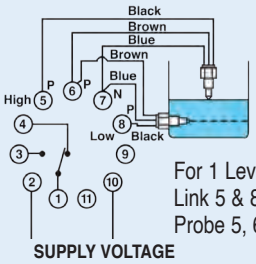

For 1 Level Control only
Link 5 & 8
Probe 5, 6, 7

SUPPLY VOLTAGE

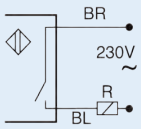

VP02-230TB

R=Relay
230VAC

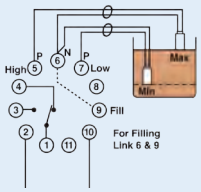

SUPPLY VOLTAGE

SC1110

- Mounting Thread 1"
- Probe Material S/S 304
- Housing Alu. IP65
- Output: 5A @ 250V 1C/O
- Supply: 0-110-230VAC
- Vibrating Frequency: 360-370Hz
- Operating Temp.: -10 to 80°C
- Material Density: 0.32g/cm²

Code	RP10C	RP80C
Mounting Thread Size	1"PF	¾"PF
Torque	0.5 -1kg	Adjustable
Gravity	>0.50 S.G	<0.3 S.G
Contact Type	Micro Switch 1C/O	
Contact Rating	5A	5A
Operating Temp	-10 - 60°C	-40 - 85°C
Housing Material	Aluminium IP65	
Spare Paddle Code	RP10-PADDLE	RP80-PADDLE

TUNING FORK LEVEL SWITCH IP65

Vibration Fork Level Switch



Code	SC1420-R	SC1400-R	SC2406-D

- Mounting Thread 1" PT
- Probe Material 316
- Housing Alu. IP65
- Output: SPDT 5A 250VAC/28VDC
- Supply Voltage: 20-250VAC, 50/60Hz VAC/DC
- Vibrating Frequency 350~370Hz
- Operating Temp in Bin: -40~130C
- Material Density: >0.07 g/cm³
- Fail Safe Protection

- Output: 2Wire 3mA
- Supply Voltage: 20-250VAC, 50Hz
- 2 Wire electronic switch
- Fork Length: 100m
- Operating Temperature: -40~60°C

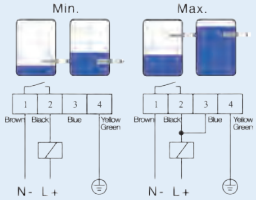

CAPACITIVE LEVEL SWITCH IP65



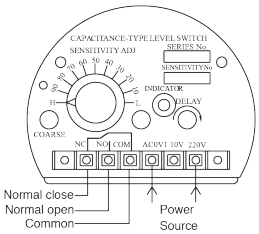

Application

- High temperature environment
- Corrosive environment
- Tank application

SA150A L = 1m	SA111A-DQ-250 L = 250mm	SA110A-DQ-150 L = 150mm

- Mounting Thread 1"PT
- Probe Material Stainless Steel 304
- Housing Alu. IP65
- Output: 5A @ 250V, Relay
- Supply Voltage 110/230VAC 50/60Hz

- Sensitivity Range 10pf,STD
- Operating Temp in Bin: -20°C - 60°C
- Operating Pressure: 20kg/cm³

LEVEL CONTROL & PUMPS

©ACDC Dynamics

LIMIT LEVEL SENSORS

	Capacitive Level Switch		Submersible Level Switch	Thru Wall Level Switch	Flexible Level Switch
	NEW — For detection of bulk solid, fragmental and extruded materials 	WHILE STOCKS LAST — For detection of bulk solid, fragmental and extruded materials 	For level detection of water in wells, boreholes, reservoirs and tanks 	For liquids limit level sensing on non-conductive (glass or plastic) guage pipes, tubes and tank walls 	For limit level sensing of liquids in non-conductive plastic and glass vessels 
Code	**RFLS-53N-1-*-G**	**CLS-53N-***	**CLS-23S-11-D-S***	**GPLS-25N-*-A-S**	**FLD-48N**
Mounting	G1½" Threaded	G1½" Threaded	Suspended by Cable	***0** - Tube Mounting Ø15-50mm ***1** - Flat Surface	Surface-Self Adhesive
Supply Voltage	**P**:7 -34VDC **RE**: 95-230VAC **SSR**: 95-230VAC	7-36VDC (**P/N** Version)	6-30VDC	6-30VDC	6-30VDC
Output Type	* Add Output Type to Code **P**: Open Collector PNP output **RE**: NO Contact **SSR**: Solid State relay	* Add Output Type to code: **P**: PNP; **N**: NPN	* Add Output Type to code: **O**: NO (Low Level) **C**: NC (High Level)	NO or NC Programmable	NO or NC Programmable
Switching Current	**P**: 0.3A **RE**: 1A @250VAC **SSR**: @250VAC	0.3A (**SAC**) 0.2A (**P/N**)	40mA Max (To switch miniature relay only)	40mA Max (To switch miniature relay only)	40mA Max (To switch miniature relay only)
Settings	Simple sensitivity setting by means of magnetic pen(incl)	Simple sensitivity setting by means of magnetic pen (incl)	-	Simple sensitivity setting by means of magnetic pen (incl)	Configuration and adjustment by third programming wire (incl)
Ambient Temperature	-20 to + 60°C	-20° to 60°C	-20° to 70°C	20° to 80°C	-10° to 60°C
Protection	**IP65**	**IP65**	**IP68**	**IP67**	**IP67**
Housing Material	PP and PVC-U	Polypropylene	Plastic Polypropylene	Plastic Polypropylene	Polyurethane
Cable	Un-wired connector socket	Un-wired connector socket	PVC 2 x 0.75mm x 2m	PVC 2 x 0.34mm x 3m	PUR 3 x 0.14mm x 3m
Dimensions	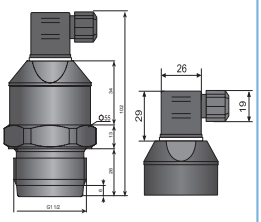	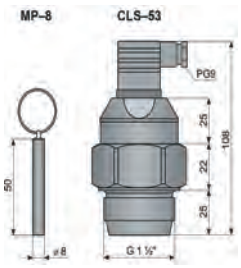	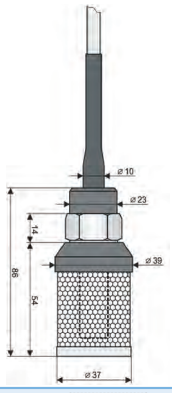	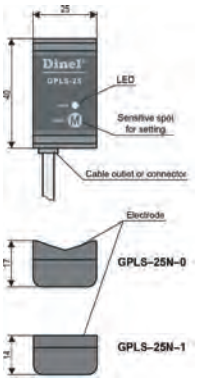	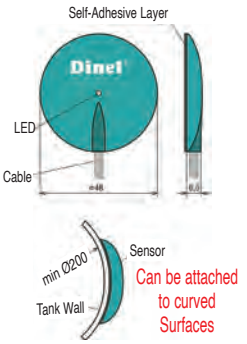
Wiring Diagrams & Application	**RFLS-53N-1-P-G** 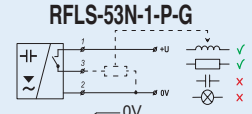 *Top view of the connector* **RFLS-53N-1-RE-G** **RFLS-53N-1-SSR-G** *fuse max.6A* 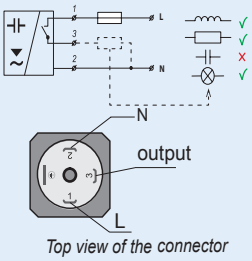 *Top view of the connector*	2-Wire Connection Scheme **CLS-53N-SAC** 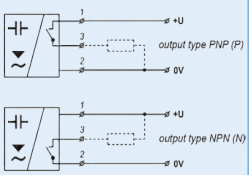 3-Wire Connection Scheme **CLS-53N-P(N)** 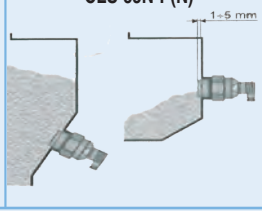	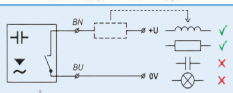 **Low Level** **CLS-23S-11-D-SO** Closed **CLS-23S-11-D-SO** Open **High Level** **CLS-23S-11-D-SC** Closed **CLS-23S-11-D-SC** Open Above configurations suggested for fail safe operation	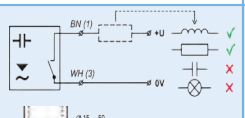 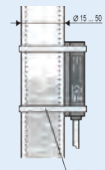 Applies to: **GPLS-25N-0** Straps Included  Applies to: **GPLS-25N-1** Self-Adhesive	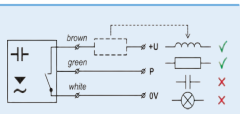 
				Max Wall Thickness: Conductive Liquids: 8mm I Non-Conductive Liquids: 3mm	

©ACDC Dynamics

ANALOGUE ULTRASONIC LEVEL DETECTION

For continuous no-contact level measurement of various liquid and bulk solid materials in closed or open vessels, sumps, reservoirs etc.



Output Type	Sensing Distance			
	0,2 - 2m	0,25 - 6m	0,4 - 10m	0,5 - 20m
Factory Set Non-Adjustable Output Type IP68 c/w 5m Cable				
4 - 20mA (2-Wire)	**ULM-53L-02-I**	**ULM-53L-06-I**	**ULM-53L-10-I**	**ULM-53L-20-I**
0 - 10V (3-Wire)	**ULM-53L-02-U**	**ULM-53L-06-U**	**ULM-53L-10-U**	**ULM-53L-20-U**
Modbus RS-485 Output	**ULM-53L-02-M**	**ULM-53L-06-M**	**ULM-53L-10-M**	**ULM-53L-20-M**
Field Adjustable Output Type IP67 c/w Connector Socket				
4 - 20mA (2-Wire)	**ULM-53N-02-I**	**ULM-53N-06-I**	**ULM-53N-10-I**	**ULM-53N-20-I**
0 - 10V (3-Wire)	**ULM-53N-02-U**	**ULM-53N-06-U**	**ULM-53N-10-U**	**ULM-53N-20-U**
Explosionproof Field Adjustable Type - Must be used with **IRU-420** (Below) c/w Connector Socket				
4 - 20mA (2-Wire)	**ULM-53XI-02-I**	**ULM-53XI-06-I**	**ULM-53XI-10-I**	**ULM-53XI-20-I**
EX Rating FLP	Suitable for explosive areas (combustible gases or vapours) Ex II 1/2G Ex ia IIB T5 Ga/Gb with isolating repeater (**IRU–420**) the whole level meter – zone 1, front head part – zone 0	Suitable for explosive areas (combustible gases or vapours) Ex II 1/2G Ex ia IIB T5 Ga/Gb with isolating repeater (**IRU–420**) the whole level meter – zone 1, front head part – zone 0	Suitable for explosive areas (combustible gases or vapours) Ex II 1/2G Ex ia IIA T5 Ga/Gb with isolating repeater (**IRU–420**) the whole level meter – zone 1, front head part – zone 0	Suitable for explosive areas (combustible gases or vapours) Ex II 2G Ex ia IIA T5 Gb with isolating repeater (**IRU–420**) the whole level meter – zone 1
Mounting Type	G1"	G1½"	Polypropylene	Aluminium Alloy Flange
Supply Voltage	18 - 36VDC (18 - 30VDC For **XI** Versions)			
Accuracy	0.20%			
Ambient Temperature	-30° to 70°C		-30° to 60°C	

Dimensions

ULM-53N-02

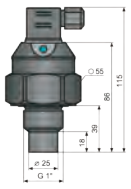

ULM-53L-02

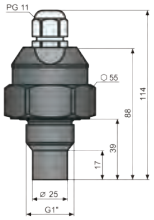

ULM-53N-06

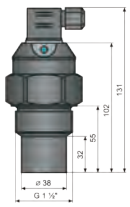

ULM-53L-06

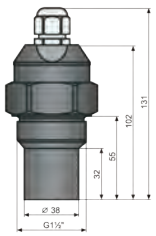

ULM-53N-10

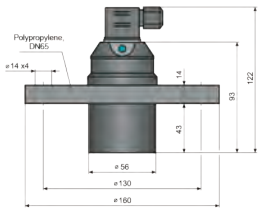

ULM-53L-10

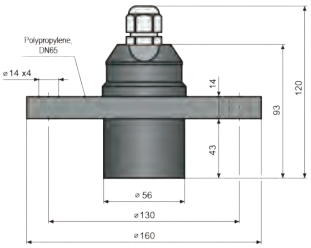

ULM-53N-20

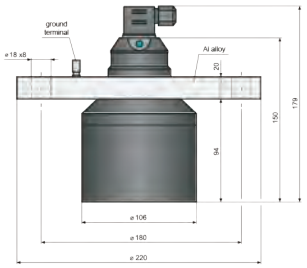

ULM-53L-20

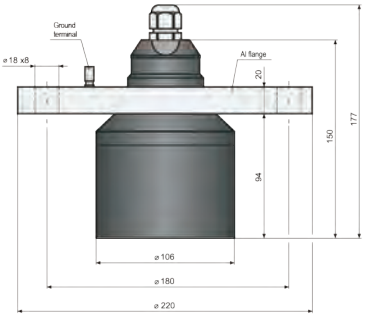

Isolating Repeater - for use with ULM-53XDI



Code	IRU-420-I-*	IRU-420-H-*	IRU-420-U-*
Input Signal	0/4 - 20mA	4 - 20mA	4 - 20mA
Output Signal	0/4 - 20mA	4 - 20mA	0 - 10V
Bi-directional Trans Communication signal HART™	NO	YES	NO

*Add Voltage to Code: **24V** (18-30VAC/18-40VDC) **230V** (60-230VAC/85-230VDC)

Ex II(1)G[EEx ia] IIB /IIC

Ex I(M1)G[EEx ia] I

FLP

Wiring Diagrams

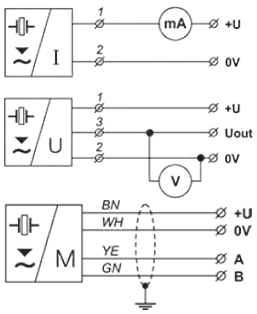

(versions with RS-485 Output)

LEVEL CONTROL & PUMPS

©ACDC Dynamics

THERMAL DISPERSION FLOW SWITCHES

Type	Compact Model	High Temp Model	Economy Model
• Measures the velocity of liquid inside a pipe or channel • High sensitivity and accuracy • Can be calibrated for liquids with different density and purity • Pmax: 100 Bar			WHILE STOCKS LAST 
Code	**SP200-0-BU-*-2**	**SP202-L-BU-*-2**	**SP220-0-BU-*-2**
Output Type: *Add to Code:	**N:** NPN Open Collector (400mA Max) **P:** PNP Open Collector (400mA Max) **A:** NO (1A@30VDC) **B:** NC (1A@30VDC)	**N:** NPN Open Collector (400mA Max) **P:** PNP Open Collector (400mA Max) **A:** NO (1A@30VDC) **B:** NC (1A@30VDC)	**N:** NPN Open Collector (400mA Max)
Connection Thread	½" NPT	½" NPT	½" NPT
Measuring Range	Water: 1 - 150 cm/s / Oil: 3-300 cm/s	Water: 1 - 150 cm/s / Oil: 3-300 cm/s	Water: 1 - 150 cm/s / Oil: 3-300 cm/s
Operating Voltage	19-30VDC	19-30VDC	19-30VDC
Operating Temperature	-20° to 80°C	-20° to 120°C	-20° to 80°C
Protection Degree	IP67	IP67	IP65
Housing Material	SUS304	SUS316L	SUS304/Plastic
Connection Type	4-Pole M12 Connector (c/w 2m Cable)	4-Pole M12 Connector (c/w 2m Cable)	4-Pole M12 Connector (c/w 2m Cable)

LED Indication



Wiring Diagrams

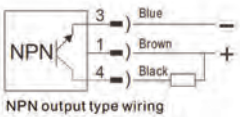

NPN output type wiring

PNP output type wiring

3 Wire



Relay output type wiring (NC)

Relay output type wiring (NO)

4 Wire

FLOW SWITCHES FOR WATER & AIR

Flow Switches for Water		Flow Switch for Air	Bargraph Panel Meter	
Paddle: 140 x 25mm 		Paddle: 175 x 80mm 	48 x 144 Bezel 	
FS-80	**FS-2533**	**AS-2614**	**PM5022R3** / **PB-1471**	**1B94M-B**
• Housing Material: Aluminium **(IP65)** Paddle Material: 304 S/S • Switch: SPDT, 60W @ 230VAC • Operating temperature: -30 to 150 °C • Operating Max Pressure: 355 PSI • Pressure drop allowance: 3 PSI • Set point tolerance: ±25% • Repeatability difference: ±5% • Connecting: 1" PT screw • Weight: 850g • Spare Paddle: **FS-80 PADDLE**	• 3 Different Paddle lengths, 57, 88 & 167mm • Housing material: ABS **(IP64)** Paddle material: 304 S/S • Switch: SPDT, 16A@230VAC • Connecting: 1" PT screw Brass • Operating temperature: -20 to 120 °C • Operating pressure Max: 10kg/cm^2 • Set point tolerance: ±25% • Repeatability difference: ±5% • For piping 1" to 8" • Adjustable setting • Weight: 660g • Spare Paddle: **FS-2533 PADDLE**	• Housing material: ABS **(IP64)** with steelbase Paddle material: Tinned S/S Brass Lever • Switch: SPDT, 16A@230VAC • Operating Temperature: -20 to 80 °C • Min cut-in value 2m/sec • Min cut-out value 1m/sec • Weight: 400g • Spare Paddle: **AS-PADDLE**	Input 4 - 20mA Output 4 - 20mA Input 0 - 10V • 4 point alarm (HH, H, L, LL) relay outputs (5A/250VAC) • Scaling function: (0 - 1099) • Alarm Delay: On/Off 0 - 3sec adjustment • Under/over range indication • Accuracy 0.1% • Built in 24VDC/50mA sensor supply • See page 2.6 & 15.53 for Level Sensors	• Input: 4 - 20mA • Display: 0 - 100% • Accuracy: 1% • Response Time: <500mS • Size: 96 x 24mm • Cutout: 92 x 23mm • Complete with 230/24VDC power supply • See page 2.6 & 15.53 for Level Sensors

©ACDC Dynamics

PUMP ACCESSORIES

To be used with **PS-02A 2.8** pressure switch



TNK24/50



TNK24H-SS

Hydrospheres - Max.Working Pressure: 8 Bar I Bursting Pressure: 25 Bar

Code	Description	Spare Bladders
TNK24	24ℓ Vertical Pump Mounting	BLA24
TNK24H	24ℓ Horizontal Free Standing	BLA24H
TNK24H-SS	24ℓ Stainless Steel Horizontal Free Standing	BLA24H
TNK50	50ℓ Vertical Free Standing	BLA50
TNK50H	50ℓ Horizontal Free Standing	BLA50H
TNK100	100ℓ Vertical Free Standing	BLA100
TNK200	200ℓ Vertical Free Standing	BLA200
TNK300	300ℓ Vertical Free Standing	BLA300
TNK500	500ℓ Vertical Free Standing	BLA500



3WAY



5WAY

Brass Connectors

Code	Description
3WAY	3-way Brass Connector
5WAY	5-way Brass Connector



Flexible Hose

Code	Description
FH60	1" BSP x 60cm long flexible hose (s/s)



GGE6R & 10R



GGE6B & 10B

Pressure Gauge

Code	Description
GGE6R	40mmØ 6Bar Pressure Gauge, rear
GGE6B	40mmØ 6Bar Pressure Gauge, bottom
GGE10R	40mmØ 10Bar Pressure Gauge, rear
GGE10B	40mmØ 10Bar Pressure Gauge, bottom

Pressure Switches

CON



PS-02A



PS-02B

Code	Pressure (Bar)		Contact Rating	Thread
	Min.	Max.		
PS-02A 2.8	1.4	2.8	2P 20A N/C	1/4" NPT
PS-02A 3.5	2.1	3.5	2P 20A N/C	1/4" NPT
PS-02A 4.3	2.8	4.3	2P 20A N/C	1/4" NPT
PS-02B 5.6	3.5	5.6	2P 20A N/C	1/4" NPT
PS-02B 7.2	4.9	7.2	2P 20A N/C	1/4" NPT



SWITCHMATIC 2



SWITCHMATIC 1T

Electronic Pressure Switches IP65

With integrated digital pressure gauge. (Bar & psi). Start and stop single phase electric pumps. Cut-In and Cut-Out pressure easily and accurately set via control panel.

Code	SWITCHMATIC 2	SWITCHMATIC 1T
Power Supply	110 - 230VAC, 50/60Hz	
Max Power	2.2kW (3HP)	
Start Pressure	0.5 TO 7 bar	
Stop Pressure	1 to 8 bar	
Max Differential	7.5 bar	
Min Differential	0.5 to 1.5 bar	
Max water Temp	50°C	
Inlet Thread	G ¼"F	G 1"
Outlet Thread	–	G 1"
Tank Thread	–	G 1"

SWITCHMATIC 2

- Dry run protection (current)
- Overload alarm
- Differential, Inverse or synchronized (2 pumps) control

SWITCHMATIC 1T

- Incorporated 3 way fitting
- Built-in non return valve
- Dry run protection (pressure)

Common Features

- ART (Automatic Reset Test feature)
- Sleep mode for low power consump.
- Built-in pressure transmitter
- Rapid cycle alarms
- Manual start function



DSK-1



DSK-2
DSK-2.1



DSK-1.1

Pressurestat IP65

Assembled to a pump it supplies constant pressure. Electronic controls prevent starting in the absence of water, and reduce water hammer. Does not require any maintenance or air pre-charge.

Applications:

- Suitable for operation with water containing a small quantity of sand.
- Replaces the use of costly hydrospheres and pressure switches in many systems.

Code	DSK-1	DSK-1.1	DSK-2	DSK-2.1
Voltage	240V	240V	230V	230V
Rated Current	10A	10A	10A	10A
Max. Pressure	10 bar	10 bar	10 Bar	10 Bar
Starting Pressure	1.5 bar	1 - 2.2 bar (Adj)	1.5 Bar	1.5 - 2.5 Bar (Adj)
Stopping Pressure	The Max given by the pump			
Differential Pressure	≥ 0.7 Bar	≥ 0.7 Bar	≥ 0.7 Bar	≥ 0.5 Bar
Max. Flow	12m³/h	12m³/h	12 m³/h	12 m³/h
Max. Building Height	15m	15m	15m	15m
In/Outlet Thread Ø	1" male	1" male	1" male	1" male

©ACDC Dynamics

IRRIGATION

RAIN BIRD



ESP-4ME



RBESP-LNKWFM



RSD-BEX



ESP-SM3

Irrigation Controllers

The ESP Modular Irrigation Controller is a 4 station timer with 4 independant programmes easily expanded up to 22 stations by adding "Plug In" station expansion modules.

Code	Description
NEW ESP-4ME	Outdoor Irrigation Controller max 22 stations

Accessories

Code	Description
ESP-SM3	3 Station plug-in expansion module - order separately
NEW ESP-SM6 MOD	6 Station plug-in extension module
RSD-BEX	Rain sensor c/w mounting bracket
NEW RBESP-LNKWFM	ESP Link WiFi Module

- 4 programmes with 6 starts per program
- "Hot Swappable" plug-in modules
- 230VAC input/ 25.5VAC @ 1A output
- Rain Bird APP available for Android & IOS



EV100



25VAW



25VAP

Solenoid Valves

Code	Description
EV100	24VAC Solenoid Valve - 25mm, 8 bar

Transformer for Solenoid Valves

Code	Description
25VAW 230/24	25VA 230/24VAC with Flying Leads
25VAW 400/24	25VA 400/24VAC with Flying Leads
25VAP-24-T	25VA 230/24VAC Plug Type



Inline Filters

Code	Description
WL-1L	1 Litre Water Filter - 25mm Inlet/Outlet
WL-1SF	Spare 1 Litre replacement cartridge (unwashable)

- Max Pressure: 5 Bar
- Max Temperature: 35°C



VB1419-13B



VB610

Valve Boxes

Code	Description
VB1419-13B	300 x 450mm Lockable rectangular Valve Box
VB610	150mmØ Non-Lockable round Valve Box
VB910-12	250mmØ Lockable round Valve Box

INLINE WATER TIMERS

	120 min Mechanical Timer	7 Day Digital Timer	7 Day Analogue Timer
	 Dial		
Code	**WM-1000**	**AML-080C**	**AML-1037B**
Power Supply	Mechanical	2 x AA 1.5V (Excl)	2 x AA 1.5V (Excl)
No. of Programs	–	6 Programs	1 Program
Features	Set watering time and open tap. Water cut-off when time elapses (¾" couplings).	Quick, easy programmable .Seasonal budget. Adjusts program duration (0-200%)	Selectable time, duration and cycle (up to 7 days)

©ACDC Dynamics

NEW

WIRELESS PUMP CONTROL SYSTEM



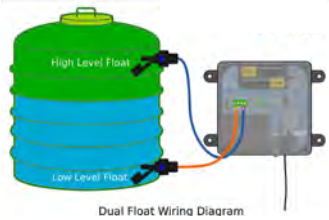

Dual Float Wiring Diagram

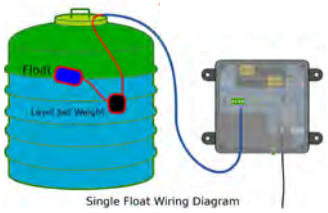

Single Float Wiring Diagram

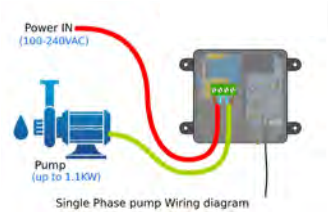

Single Phase pump Wiring diagram

Remote Float Pump Control System - IP68

Remote Float is your solution to automate a pump to keep one or more tanks filled. Remote Float comes in two parts. One unit at the tank and other at the pump. It can switch smaller pumps (<1.1kW) directly or control bigger pumps using contactors. The tank station uses one or two float switches for level control (Float switches purchased separately). The system communicates via wireless signal with a range of up to 10k

Code	Description
TM01	Remote Float Kit Include Pump & Tank Station
TMT01	Add on Tank station

Specification	Pump System	Tank System
Power Supply	230VAC/5VDC	2 x AAA Batteries
Inputs	-	2 X Dry Contact
Battery life	-	1-2 Years
Outputs	1 x SPDT Contact 30A @ 220V	
Dimensions of Tank/ Pump Unit	127.8 x 99 x 39mm	
Wireless Frequency	434MHz	
Transmission Power	15dBm	
Wireless Range	5-10km (Line-Of-Sight)	

NEW

SMART IRRIGATION CONTROLLERS


TTV-103BLE TCS-005RF

Bluetooth Water Valve & Timer IP54 - ABS/ Stainless Steel

Code	Power Supply	Working Pressure	Working Flow Rate	Inlet	Outlet
TTV-103BLE	4 x AA batteries	50-500kpa	5-35l/min	1" thread with 3/4" adaptor	3/4" thread

Soil Moisture Sensor IP65

Code	Description
TCS-005RF	433MHz RF Communication I 3 x AAA batteries (not included) Soil Moisture Range 0% ~ 100%

App Control, Bluetooth Controllable, Remote Switching, Count Down Timer, Scenes Control

Note: See page ??? for Bluetooth Gateway

Features

- Built-in filter
- Soil Moisture levels are updated every 10 minutes
- Timer can be paired with Bluetooth Gateway for remote monitoring and control
- Manual ON/OFF function
- Schedules: A maximum of 3 Open/Close Programs can be set for each day



Wifi Irrigation Controllers

The controller can operate 24VAC Solenoid Valves with 30 On/Off schedules that can be set daily or on specific days of the week on the App

Code	AS-IC-4C	AS-IC-8C
No. Channels	4	8
Channel Output	24VAC	
Power Supply	24VAC DC barrel plug	

WiFi Control, App Control, Remote Switching, Count Down Timer, Set Timers & Schedules, Share Control with Others

works with amazon alexa

works with the Google Assistant

Note: See page 2.9 Main Cat for Solenoid Valves and Transformers

©ACDC Dynamics

TELEMETRY SYSTEMS



TXR44



FRKUR4



ANTTRX
SUPERHOG
FUHDMINIREPT



TG-2

Input/Output Tranceiver - IP55

Supplied in weatherproof enclosure with power supply.
Order Antenna and Battery separately. A typical system would require
2 x **TXR44** + 2 x **ANTTRX** + 2 x **SY1270** (For Battery Backups if required.)

Code	Description
TXR44	4 Input / 4 Output Transmitter / Receiver

Specifications

- 6km in line of sight
- License free wireless band
- Positively triggered inputs
- Backup battery optional extra
- Supply Volts: 230VAC



TXR44 + ANTTRX

Complete system comprises 2 or more units

One Way Transmitter / Receiver System

A simple system would require: 1 x **FRKUR4** + 1 x **SUPERHOG** + Enclosures & Power Supplies

Code	Description
FRKUR4	4 Channel Receiver 1-6km
SUPERHOG	4 Channel Transmitter 1-6km

Possible Applications

- Automatic Pump Control
- Electric Fence Monitoring
- Fire Panel Monitoring

Complete Solutions

Contact the Panel Workshop for complete solutions tailored to your application

Accessories

Code	Description
ANT10M	10m Antenna Extension Cable SMA Connector
ANTTRX	6km Antenna, 2.5m Lead, SMA Connector
TG-1	Hand Held Remote 1CH 1-3km
TG-2	Hand Held Remote 2CH 1-3km
FUHFMINIREPT	Repeater for use with **SUPERHOG** / **FRKUR4**

Power Supplies

Code	Description
DPSU/3/12	3A 12V regulated power supply*
SY1270	Battery 7Ah 12VDC sealed lead acid

*If used with a battery set at 13.6VDC

TELEMETRY SYSTEMS



TAF-08R



TAF-08T

30km Transmitter & Receiver

Ideal for pump control, security and supervision applications

- Power Supply: 230VAC
- Enclosure: Polycarbonate IP65
- Protection against lightning strikes
- Low battery detection and transmission

Transmitter	Code	Receiver	Code
2 Channel	TAF-02T	2 Channel	TAF-02R
5 Channel	TAF-05T	5 Channel	TAF-05R
8 Channel	TAF-08T	8 Channel	TAF-08R

Antenna for the above must be ordered separately ±30km

Accessories

Code	Description
SP-20	Support Pole Antenna
TAF-ANT	Spare Standard Antenna
BA-1.5	1.5V AA Alkaline Battery

©ACDC Dynamics

DIESEL OIL PUMPS & ACCESSORIES



PS SERIES



GT KIT



VF KIT



SMT KIT

Diesel Transfer Pump - 230VAC

Type	Code		
Pump Only	PS30	PS48N	PS70
With GT KIT	GT30	GT48N	GT70
With VF KIT	VF30	VF48N	VF70
With SMT KIT	SMT3000	SMT4800N	SMT7000
Flow Rate at pump	50ℓ/min	80ℓ/min	110ℓ/min
Watts	0.37kW	0.37kW	0.56kW
Volts	230VAC	230VAC	230VAC

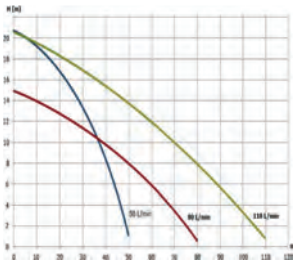

Kit Type	Kit Includes
Pump Only	• Self priming volumetric vane pump with built in by-pass • Cast iron body • Steel pump cover and rotor • POM plastic impeller and by-pass valves • Aluminium motor case
GT KIT	Basic Pump plus: • 4m anti static discharge hose with 1"-1" crimped brass connections • Aluminium manual nozzle
VF KIT	Basic Pump plus: • 1.1m telescopic suction tube with 2" connection for barrel or drum • Aluminium manual nozzle • 4m antistatic discharge hose with 1"-1" crimped brass connections
SMT KIT	Basic Pump plus: • Wall mounting bracket • 3 digit mechanical flowmeter • Aluminium manual nozzle • 6m anti static discharge hose with 1"-1" crimped brass connections



PS12V SERIES



KITBAT12V KIT

Diesel Transfer Pumps - 12VDC (Maximum Continuous Pumping Allowed: 20 minutes)

Type	Code		
Pump Only	PS12V40L	PS12V60L	PS12V80L
With GT KIT	KITBAT12V40L	KITBAT12V60L	KITBAT12V80L
Flow Rate at pump	40ℓ/min	60ℓ/min	80ℓ/min
Watts	140W	240W	400W
Volts	12VDC	12VDC	12VDC

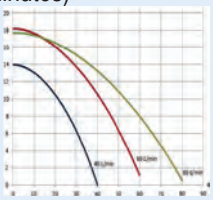

Kit Type	Kit Includes
Pump Only	• Portable self priming diesel oil transfer vane pumps with by-pass • Cast iron pump body • Steel pump cover plate • POM plastic impeller blades and by-pass valves • Galvanised steel motor case
GT KIT	Basic Pump plus: • 4m anti static discharge hose with 1"-1" crimped brass connections • Aluminium manual nozzle



UR6000



TL80



UR-139787



UR400



UR-140907



UR-995-375



UR-001

Accessories

Code	Description
TL80	Automatic nozzle with F1" swivel connection and trigger lock up to 80ℓ/m
UR6000	Aluminium manual nozzle with F1" swivel connection and trigger lock up to 80ℓ/m
UR-995-375	Drum coupling swivel
UR-001	Drum coupling rigid
UR-139787	4 Meter Ø20mm, 1" crimped discharge hose
UR-971520	6 Meter Ø20mm, 1" crimped discharge hose
UR-140907	BRASS-Threaded connection (Male)1" (26/34mm) Ribbed Ø20mm
UR400FM	4 Digit resettable flowmeter with oscillant disc for precise measurement of fuel.
	6 Digit non resettable total counter. Max 3 bar.

VANE OIL PUMPS



MVP-370



LC1



AN15A



MN12A



UR-750



UR-257



UR-100



UR-375



UR-400

Vane Oil Pump - 230VAC

Code	Power	Head Max.	Flow Rate Max.
MVP-370	370W	26m	2.6m³/h

Accessories - 12/24VDC

Code	Inlet	Outlet.	Description
AN15A	1"	1"	Nozzle
MN12A	1"	13/16"	Nozzle
LC1	1"	1"	Litre counter (accuracy ± 2%)
UR-750	1"	1"	Hose for use with pumps (length: 5m)
UR-100	1"	1"	1" Coupling
UR-257	1"	1"	3/4" Coupling
UR-375	1"	1"	Foot Valve
UR-400	–	–	Hose Clamp

©ACDC Dynamics

SMART POOL BOXES

NEW

Swimming Pool Control Boxes Wired, comprising DIN isolator, circuit breakers & timer plus double wound lighting transformer & socket outlet if selected. Suitable for incandescent and LED underwater lights.



SBX-1/3/7/8



SBX-2



SBX-4A cover removed



SBX- 5 cover removed



Mobile phone not included
App: ACDC Smart Switch

Smart Models

Timers are replaced with Smart WIFI Time Switches. Change schedules and monitor status via the ACDC Smart Switch phone app. Switch your pool pumps on/off from anywhere in the world. For more informa-

Enclosure Rating	16A Socket Outlet	Timer	Working Reserve	No Light	NEW Underwater Lighting		
				Vinyl Pools	15VA Trf	120VA Trf	300VA Trf
					1 x 15W LED	1 x 100W Hal. 6 x 15W LED	2 x 100W Hal.
Indoor IP42	No	SUL	-	-	-	SBX-1 SUL	-
		BND	No	SBX-8 BND	SBX-1L BND	SBX-1 BND	-
		DUOQRD	Yes	SBX-8 DUO	SBX-1L DUO	SBX-1 DUO	-
		SMART	Yes	SBX-8 SMART	SBX-1L SMART	SBX-1 SMART	-
	Yes	SUL	-	-	-	SBX-2 SUL	-
		BND	No	-	SBX-2L BND	SBX-2 BND	-
		DUOQRD	Yes	-	SBX-2L DUO	SBX-2 DUO	-
		SMART	Yes	-	SBX-2L SMART	SBX-2 SMART	-
Outdoor Weatheproof IP55	No	SUL	-	-	-	SBX-4 SUL	SBX-5 SUL
		BND	No	-	SBX-4L BND	SBX-4 BND	SBX-5 BND
		DUOQRD	Yes	-	SBX-4L DUO	SBX-4 DUO	SBX-5 DUO
		SMART	Yes	-	SBX-4L SMART	SBX-4 SMART	SBX-5 SMART
	Yes	SUL	-	-	-	SBX-4A SUL	SBX-5A SUL
		BND	No	-	SBX-4AL BND	SBX-4A BND	SBX-5A BND
		DUOQRD	Yes	-	SBX-4AL DUO	SBX-4A DUO	SBX-5A DUO
		SMART	Yes	-	SBX-4AL SMART	SBX-4A SMART	SBX-5A SMART

Note: IP42 Enclosure - ABS with hinged transparent cover over the breakers and timer
IP55 Enclosure - DMC with sliding lift off front cover

Spa/Jacuzzi Boards - Without Light IP42

Code	Description
SBX-3	SPA D/B Board no wiring: c/w DIN isolator, 2 x 20A CB's, 1 x 4kW contactor & DUOQRD 24hr timer with reserve
SBX-7	SPA D/B Board fully wired: c/w DIN isolator, 2 x 20A CBs, 1 x 4kW contactor & DUOQRD timer with reserve

POOL FILTERS



PL-650



HT-815

Pool Filter

Code - Top Valve	Filter Area	Max Flow Rate	Sand
PL-650	0.31m²	15.3m³/h	145kg / 4 bags
PL-700	0.39m²	19.2m³/h	210kg / 5 bags

Accessories

Code	Description
HT-815	Top mount valve 1½"/ 50mm unions

Suitable for residential pools and fish ponds. Maximum working pressure: 200kPa. Easy to use multi-port valve allows easy selection of valve / filter operations. Valve / filter operations:filter, backwash, rinse, waste, closed, recirculate. Valve connections: 1½" / 50mm

FLOW POWERED POOL & SPA LED LIGHT





Back



Front

Aim Flow Powered Pool & Spa LED LIT

Jet Hole Mounting I No External Power Required I Self Generating

Code	Wattage	Voltage	Lumen	Beam Angle	Size (mm)
JHM-L-*	0,1W	Self Driven	10lm	60-90° (2m)	Ø45 x 40

*Add colour to code: ○ **CW** *(Cool White)*, ● **BL** *(Blue)*, ● **GN** *(Green)*

©ACDC Dynamics

SWIMMING POOL & SPA PUMPS IP55

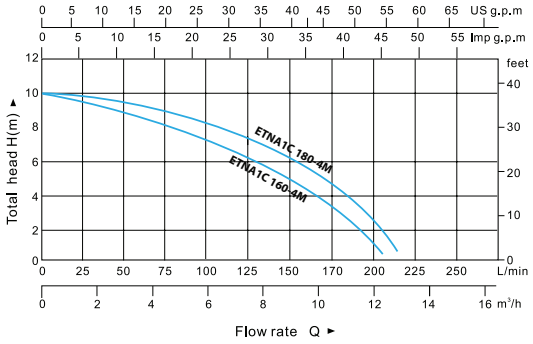



Small to Medium Pools

Application: Recycling & filtering of water for small to medium swimming pools

- Impeller Noryl/glass fibre
- Max working pressure 3 bar
- Built-in Thermal Protection
- Class F Insulation
- Polypropylene Pump Body/Diffuser
- Stainless Steel Shaft
- Ceramic/graphite mechanical seal

Code	Voltage	Power		Amps	Max Head (m)	Max Flow (l/min)	In / Out (Inch)
		KW	HP				
ETNA1C 160-4M	230VAC	0,25	0,33	1,9	10	200	1½ x 1½
ETNA1C 180-4M	230VAC	0,37	0,5	3,2	10	230	1½ x 1½

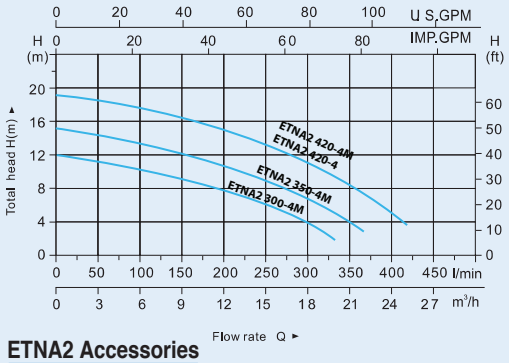

ETNA2 Accessories


ETNA2 HANDLE (Locking Handle)


ETNA2 BASKET


ETNA2 COVER


ETNA2 COUPLING


ETNA2 O-RING

Medium to Large Pools



Application: Recycling & filtering of water for medium to large swimming pools

- Self priming up to 2.5m
- Class F Insulation
- Built-in Thermal Protection (230V versions)
- Max working pressure 3 bar
- Polypropylene Pump Body/Diffuser
- Noryl/glass fibre Impeller
- Stainless Steel Shaft
- Ceramic/graphite mechanical seal

Code	Voltage	Power		Amps	Max Head (m)	Max Flow (l/min)	In / Out (Inch)
		KW	HP				
ETNA2 300-4M	230VAC	0,55	0,75	0,75	12,5	330	2¼ x 2
ETNA2 350-4M	230VAC	0,75	1	1	15	360	2¼ x 2
ETNA2 420-4M	230VAC	1,1	1,5	1,5	17	400	2¼ x 2
ETNA2 420-4	400VAC	1,1	1,5	1,5	17	400	2¼ x 2

PERFORMANCE CHART AT n=2900 r/min

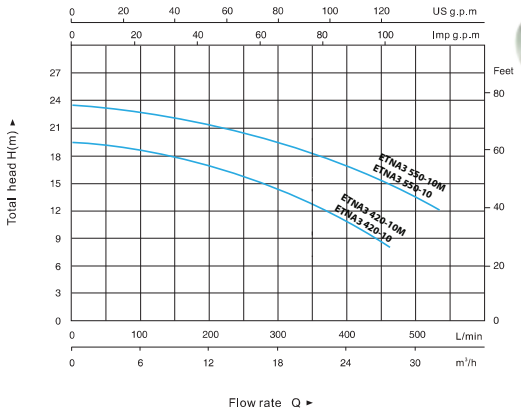



Large Pools

Application: Recycling & filtering of water for large swimming pools

- Self priming up to 1.5m
- Class F Insulation
- Built-in Thermal Protection (230V versions)
- Max working pressure 2.5 bar
- Polypropylene Pump Body/Diffuser
- Noryl/glass fibre Impeller
- Stainless Steel Shaft
- Ceramic/graphite mechanical seal

Code	Voltage	Power		Amps	Max Head (m)	Max Flow (l/min)	In / Out (Inch)
		KW	HP				
ETNA3 420-10M	230VAC	1,5	2	4,8	19,5	465	2 x 2½
ETNA3 420-10	230VAC	1,5	2	2,8	19,5	465	2 x 2½
ETNA3 550-10M	230VAC	2,2	3	7,1	23	540	2 x 2½
ETNA3 550-10	400VAC	2,2	3	4,1	23	540	2 x 2½

PERFORMANCE CHART AT n=2900 r/min

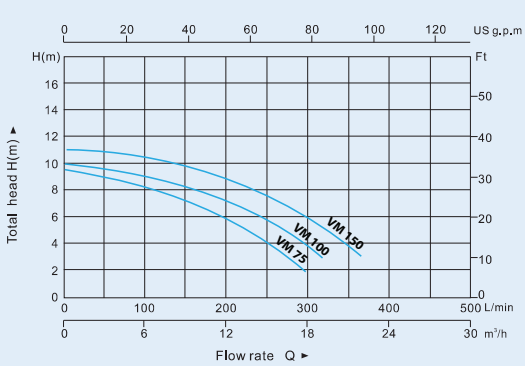



Spa Pumps

Application: Circulation of Spa Bath Water

- Class F Insulation
- Built-in Thermal Protection
- Max working pressure 2.5bar
- Polypropylene Pump Body/Diffuser
- Noryl/glass fibre Impeller
- Stainless Steel Shaft
- Ceramic/graphite mechanical seal

Code	Voltage	Power		Amps	Max Head (m)	Max Flow (l/min)	In / Out (Inch)
		KW	HP				
VM75	230VAC	0,5	0,7	2,7	9	300	1½ x 1½
VM100	230VAC	0,7	1	3,7	10	320	1½ x 1½
VM120	230VAC	0,9	1,2	5,6	11	360	1½ x 1½

©ACDC Dynamics

CAST IRON SURFACE PUMPS

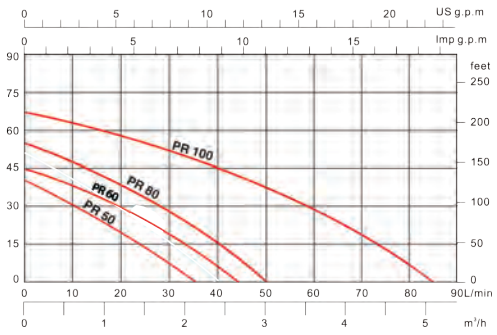



Peripheral Pump

Application: Clean water and liquids without particulate matter and aggressive chemicals

- IP44 Protection
- Class B Insulation
- Max Liquid Temp 60°C
- Stainless Steel Shaft AISI 420
- Cast Iron Pump Body
- Ceramic/graphite mechanical seal
- Brass Impeller

Code	Voltage	Power		Amps	Max Head (m)	Max Flow (l/min)	In / Out (Inch)
		KW	HP				
PR 50M	230VAC	0,37	0,5	2,4	35	35	1 x 1
PR 60M	230VAC	0,55	0,75	4,9	50	40	1 x 1
PR 80M	230VAC	0,75	1	6,2	58	50	1 x 1
PR 100M	230VAC	1,1	1,5	7,6	68	85	1 x 1

PERFORMANCE CHART AT n=2900 r/min

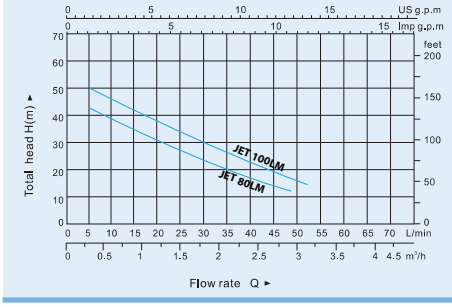



Self Priming Jet Pump

Application: Clean water and liquids without particulate matter and aggressive chemicals

- IP44 Protection
- Class B Insulation
- Max Liquid Temp 60°C
- Stainless Steel Shaft AISI 420
- Cast Iron Pump Body
- Ceramic/graphite mechanical seal
- Brass Impeller

Code	Voltage	Power		Amps	Max Head (m)	Max Flow (l/min)	In / Out (Inch)
		KW	HP				
JET-L C80M	230VAC	0,55	0,75	4,2	43	48	1 x 1
JET-L C100M	230VAC	0,75	1	5	50	52	1 x 1

PERFORMANCE CHART AT n=2900 r/min

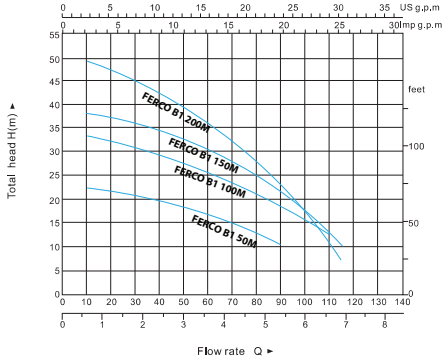



Centrifugal Pump

Application: Clean water and liquids without particulate matter and aggressive chemicals

- IP44 Protection
- Cast Iron Pump Body
- Cast Iron Motor Bracket
- Stainless Steel Shaft AISI 420
- Continuous Duty Rated
- Ceramic/graphite mechanical seal
- Max Suction Head 8m
- Brass Impeller

Code	Voltage	Power		Amps	Max Head (m)	Max Flow (l/min)	In / Out (Inch)
		KW	HP				
FERCO B150M	230VAC	0,37	0,5	2,2	22	90	1 x 1
FERCO B1100M	230VAC	0,75	1	5,48	32	110	1 x 1
FERCO B1150M	230VAC	1,1	1,5	7,5	37	115	1 x 1
FERCO B1200M	230VAC	1,5	2	10,5	47	115	1 x 1

PERFORMANCE CHART AT n=2900 r/min

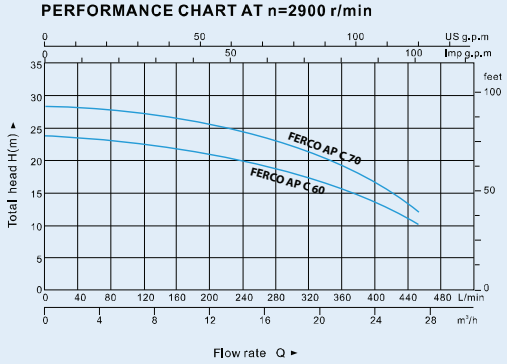



Hi-Flow Centrifugal Pump

Application: Recommended for civil, agricultural and industrial use. High flow rate and continuous rated

- IP44 Protection
- Class B Insulation
- Max Liquid Temp 60°C
- Stainless Steel Shaft AISI 420
- Cast Iron Pump Body
- Ceramic/graphite mechanical seal
- Brass Impeller

Code	Voltage	Power		Amps	Max Head (m)	Max Flow (l/min)	In / Out (Inch)
		KW	HP				
FERCO APC-60M	230VAC	1,1	1,5	5,2	24	450	2 x 2
FERCO APC-60	400VAC	1,1	1,5	3	24	450	2 x 2
FERCO APC-70M	230VAC	1,5	2	6,7	28	450	2 x 2
FERCO APC-70	400VAC	1,5	2	3,9	28	450	2 x 2

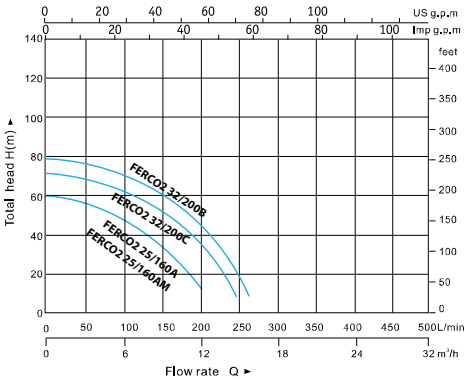



Twin Stage Centrifugal Pump

Application: Clean water and liquids without particulate matter and aggressive chemicals

- IP44 Protection
- Class B Insulation
- Continuous Duty Rated
- Max Liquid Temp 60°C
- Stainless Steel Shaft AISI 420
- Cast Iron Pump Body
- Ceramic/graphite mechanical seal
- Brass Impeller

Code	Voltage	Power		Amps	Max Head (m)	Max Flow (l/min)	In / Out (Inch)
		KW	HP				
FERCO2 25/160AM	230VAC	2,2	3	8,1	60	200	1¼ x 1
FERCO2 25/160A	400VAC	2,2	3	4,7	60	200	1¼ x 1
FERCO2 32/200C	400VAC	3	4	6,1	70	250	1½ x 1¼
FERCO2 32/200B	400VAC	4	5	9,7	80	275	2 x 1¼

©ACDC Dynamics

STAINLESS STEEL BOOSTER PUMPS

Self Priming Jet Pump

PERFORMANCE CHART AT n=2900 r/min

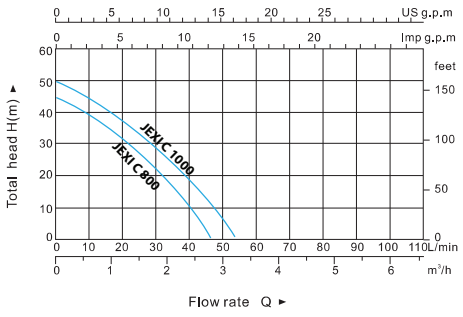



Application:
Clean water and liquids without particulate matter and aggressive chemicals

- IP44 Protection
- Class B Insulation
- 2 Pole Induction Motor
- Max Suction Head 8m
- Stainless Steel Shaft AISI 420
- Stainless Steel Pump Body
- Ceramic/graphite mechanical seal
- Stainless Steel Impeller

Code	Voltage	Power		Amps	Max Head (m)	Max Flow (l/min)	In / Out (Inch)
		KW	HP				
JEXI C800M	230VAC	0,6	0,8	4,2	45	46	1 x 1
JEXI C1000M	230VAC	0,75	1	5,1	50	52	1 x 1

Horizontal Multi-Stage Stainless Steel Pump

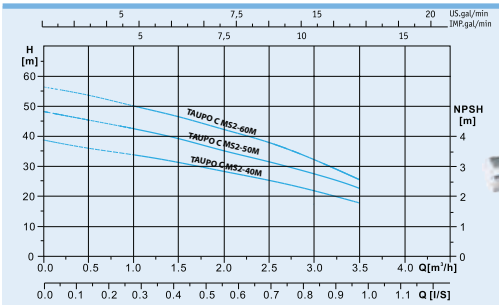

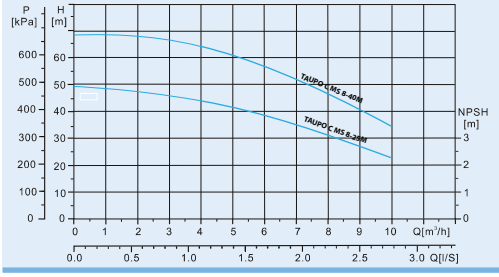



Application:
Pumping of water and light chemicals for domestic and light industrial uses

- IP55 Protection
- 2 Pole Induction Motor
- Continuous Rated
- Stainless Steel Shaft
- Stainless Steel Pump Body
- Ceramic/graphite mechanical seal
- Stainless Steel Impeller/Diffuser

Code	Voltage	Power		Amps	Max Head (m)	Max Flow (l/min)	In / Out (Inch)
		KW	HP				
TAUPO MS2-40	380VAC	0,55	0,75	4	28	58	1 x 1
TAUPO MS2-50	380VAC	0,55	0,75	4,2	35	58	1 x 1
TAUPO MS2-60	380VAC	0,75	1	5,2	45	58	1½ x 1½
TAUPO MS8-25	380VAC	1,5	2	7,2	27	166	1½ x 1½
TAUPO MS8-40	380VAC	2,2	3	8,4	48	166	1½ x 1½

Auto Pressure Systems

PERFORMANCE CHART AT n=2900 r/min

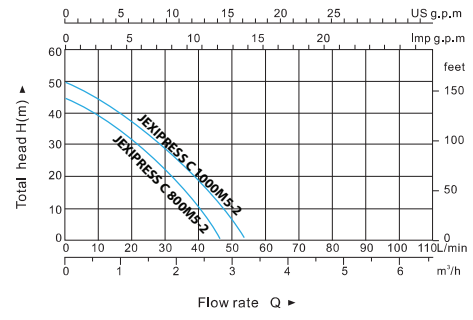



Booster pump c/w pressure vessel for domestic applications.

- IP44 Protection
- 19L Tank
- Stainless Steel Shaft AISI 420
- Stainless Steel Pump Body
- Stainless Steel flexible Hose
- Ceramic/graphite mechanical seal
- Stainless Steel Impeller
- Pressure Range: 1.2 - 4.5 Bar

Code	Voltage	Power		Amps	Max Head (m)	Max Flow (l/min)	In / Out (Inch)
		KW	HP				
JEXIPRES C800S1M	230VAC	0,6	0,8	4,2	45	46	1 x 1
JEXIPRES C1000S1M	230VAC	0,75	1	5,1	50	52	1 x 1

Self Priming Jet Pump with Pressure Controller

PERFORMANCE CHART AT n=2900 r/min

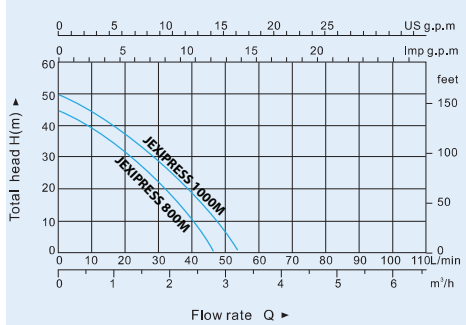



Booster pump c/w pressure control for domestic applications.

- IP44 Protection
- Class F Insulation
- 2 Pole Induction Motor
- Max Liquid Temp 60°C
- Stainless Steel Shaft AISI 420
- Stainless Steel Pump Body
- Ceramic/graphite mechanical seal
- Stainless Steel Impeller
- Pressure Range: 1.2 - 4.5 Bar

Code	Voltage	Power		Amps	Max Head (m)	Max Flow (l/min)	In / Out (Inch)
		KW	HP				
JEXIPRES C800RM	230VAC	0,6	0,8	4,2	45	46	1 x 1
JEXIPRES C1000M	230VAC	0,75	1	5,1	50	52	1 x 1

©ACDC Dynamics

MULTI STAGE BOOSTER PUMPS



Self Priming Multi-Stage Centrifugal Pump - IP55

Application:
Clean water and liquids without particulate matter and aggressive chemicals

- Class F Insulation
- 2 Pole Induction Motor
- Self Priming up to 8m
- Stainless Steel Shaft
- Cast Iron Suction / Discharge
- Ceramic/graphite mechanical seal
- Stainless Steel Impeller

Code	Voltage	No of Impellers	Power		Amps	Max Head (m)	Max Flow (l/min)	In / Out (Inch)
			KW	HP				
LASCAR HS2-30M	230VAC	4	0,5	0,75	3.8	35	65	1 x 1
LASCAR HS2-40M	230VAC	5	0,75	1	4.8	45	65	1 x 1
LASCAR HS4-25M	230VAC	3	0,75	1	4.9	33	125	1 x 1
LASCAR HS4-35M	230VAC	4	0,9	1,2	6.1	43	125	1 x 1
LASCAR HS4-55M	230VAC	6	1,5	2	10.4	65	125	1 x 1
LASCAR HS6-40M	230VAC	4	0,9	1,2	6.1	52	175	1 x 1
LASCAR HS6-50M	230VAC	5	1,5	2	11.9	65	175	1 x 1
LASCAR HS6-60	400VAC	6	2,2	3	5.6	80	175	1 x 1

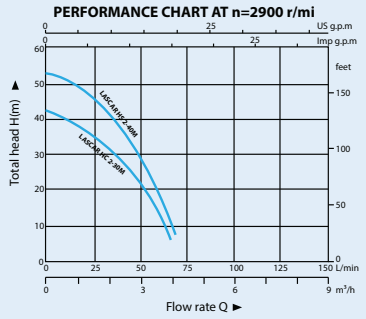

LASCAR 2

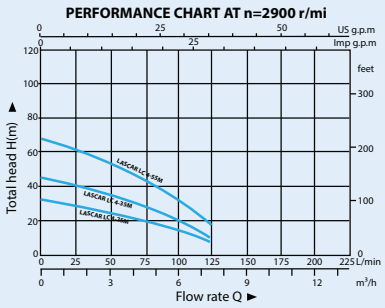

LASCAR 4

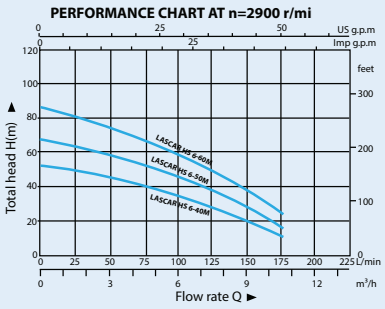

LASCAR 6

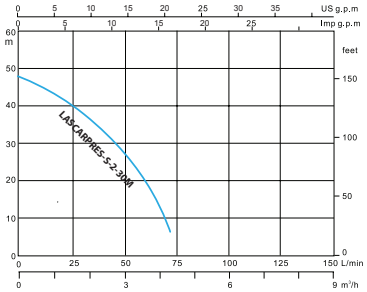

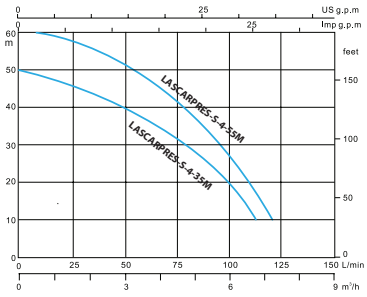



Booster Sets with Pressure Contoller

Application:
Electronic booster set for household use in homes, apartment buildings

- IP55 Protection
- 2 Pole Asynchronous Motor
- Stainless Steel Shaft
- Max Suction Head 8m
- Cast Iron Suction / Discharge
- Stainless Steel Pump Body
- Ceramic/graphite mechanical seal
- Stainless Steel Impeller
- Built-in non return valve

Code	Voltage	Amps	No of Impellers	Power		Max Head(m)	Max Flow (l/min)	In / Out (Inch)
				KW	HP			
LASCARPRES-S-2-30M	230VAC	3,8	4	0,55	0,75	48	70	1 x 1
LASCARPRES-S-4-35M	230VAC	6,2	4	0,75	1,2	50	110	1 x 1
LASCARPRES-S-4-55M	230VAC	9,6	6	1,5	2	62	120	1 x 1

Systems Available on Request



VSD Control

Variable speed multi pump pressure booster sets for applications where constant pressure is required

Applications

Multi-storey buildings, Hotels, Hostels and Apartment blocks



BFS Booster Sets

Cost efective mechanical booster sets. Pressure switch controlled

Applications

Large domestic installations, Guest houses



VSD Control

Variable speed multi pump pressure booster sets for applications where constant pressure is required

Applications

Industrial water supply
Irrigation systems
Mining water supply

©ACDC Dynamics

SUBMERSIBLE DRAINAGE PUMPS

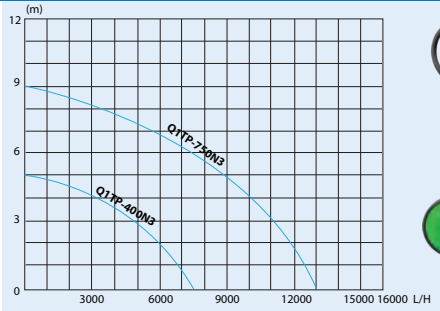



Domestic Utility Drainage Pump

- Max particulate size 1 - 35mm adjustable
- Corrosion resistant materials
- Complete with Float Switch
- Stainless Steel Shaft
- Not Continuous Rated
- Mechanical Seals
- IPX8

Code	Voltage	Power		Amps	Max Head(m)	Max Flow (l/min)	Outlet (mm)
		KW	HP				
Q1TP-400N3	230VAC	0.4	0.5	1.4	6	125	1"/1¼/1½
Q1TP-750N3	230VAC	0.75	1.0	2.9	9	217	1"/1¼/1½

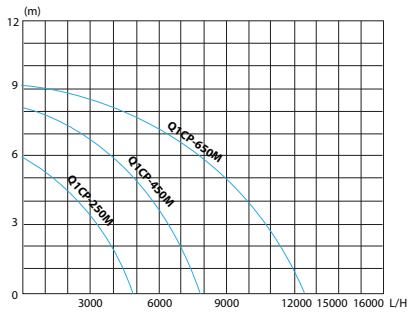



Domestic Clean Water Drainage Pump

- Max particulate size 5mm
- Corrosion resistant materials
- Complete with Float Switch
- Stainless Steel Shaft
- Not Continuous Rated
- Mechanical Seals (Lip Seal for 0,25kW)
- IPX8

Code	Voltage	Power		Amps	Max Head(m)	Max Flow (l/min)	Outlet (mm)
		KW	HP				
Q1CP-250M	230VAC	0.25	0.33	1.1	6	83	1"/1¼/1½
Q1CP-450M	230VAC	0.45	0.6	1.6	8	133	1"/1¼/1½
Q1CP-650M	230VAC	0.65	0.87	2.5	9	208	1"/1¼/1½

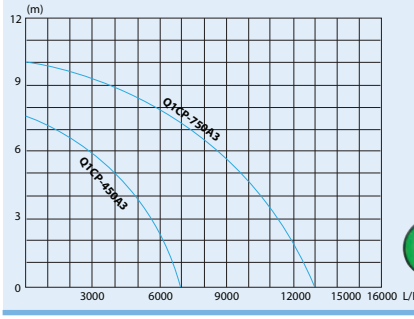



Domestic Clean Water Drainage Pumps

- Max particulate size 5mm
- Corrosion resistant materials
- Complete with Float Switch
- Stainless Steel Shaft
- Not Continuous Rated
- Mechanical Seals (Lip Seal for 0,25kW)
- IPX8

Code	Voltage	Power		Amps	Max Head(m)	Max Flow (l/min)	Outlet (mm)
		KW	HP				
Q1CP-450A3	230VAC	0.45	0.6	1.6	8	133	1"/1¼/1½
Q1CP-750A3	230VAC	0.75	0.87	2.7	10	208	1"/1¼/1½

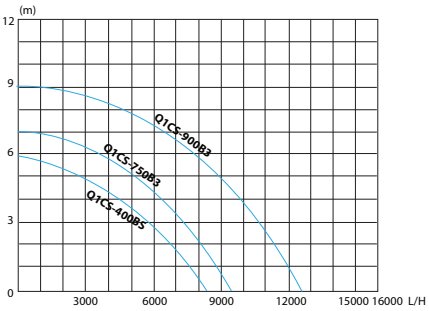



Domestic Clean Water Drainage Pumps

- Max particulate size 5mm
- Corrosion resistant materials
- Complete with Float Switch
- Stainless Steel Pump Body
- Stainless Steel Shaft
- Not Continuous Rated
- Mechanical Seals
- IPX8

Code	Voltage	Power		Amps	Max Head(m)	Max Flow (l/min)	Outlet (mm)
		KW	HP				
Q1CS-400B3	230VAC	0.4	0.53	1.5	7	133	1"/1¼/1½
Q1CS-750B3	230VAC	0.75	1.0	2.7	8.5	175	1"/1¼/1½
Q1CS-900B3	230VAC	0.9	1.2	3.6	9	216	1"/1¼/1½

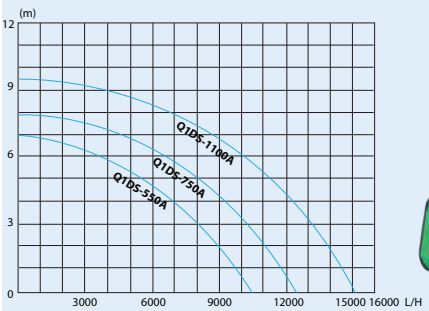



Domestic Dirty Water Drainage Pumps

- Max particulate size 35mm
- Corrosion resistant materials
- Complete with Float Switch
- Stainless Steel Pump Body
- Stainless Steel Shaft
- Not Continuous Rated
- Mechanical Seals
- IPX8

Code	Voltage	Power		Amps	Max Head(m)	Max Flow (l/min)	Outlet (mm)
		KW	HP				
Q1DS-550A	230VAC	0.55	0.74	2.5	7	175	1"/1¼/1½
Q1DS-750A	230VAC	0.75	1.0	2.9	8	216	1"/1¼/1½
Q1DS-1100A	230VAC	1.1	1.5	3.8	9.5	258	1"/1¼/1½

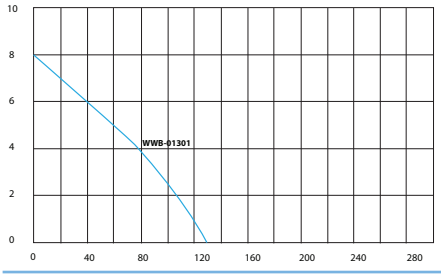



Bilge Pump

- Max Particulate size 25mm
- Corrosion resistant materials
- Tough plastic body with integral strainer
- Quick release inlet strainer for rapid cleaning

Code	Voltage	Power		Amps	Max Head(m)	Max Flow (l/min)	Outlet (mm)
		KW	HP				
WWB-01301	12VDC	0.14	0.18	12	8.5	126	25

©ACDC Dynamics

AQUARIUM / FOUNTAIN PUMPS

Multi-function Submersible Pump



- 230VAC
- Energy Efficient & long service life
- For use in aquariums or for pond water circulation

Code	Head Max	Flow Max	Power
FONT 08C5-2	1.0m	450L/h	8W
FONT 10C5-2	1.2m	600L/h	10W
FONT 17C5-2	1.6m	800L/h	17W
FONT 22C5-2	2.0m	1200L/h	22W
FONT 55C5-2	3.0m	2300L/h	55W
FONT 95C5-2	3.8m	3800L/h	95W

Fountain/Pond Pumps with filter & LED colour Lights IP68

- Max. flow 2400 L/H.
- 45 Watts
- Max. head 2.3 meters

Colour	Code Small Filter	Code Large Filter
🔴🔴	FKD-3200R/R	GPD-3200R/R
🔴🟡	FKD-3200R/Y	GPD-3200R/Y
🔴🔵	FKD-3200R/B	GPD-3200R/B
🔴🟢	FKD-3200R/G	GPD-3200R/G
🟡🔵	FKD-3200Y/B	GPD-3200Y/B
🟡🟢	FKD-3200Y/G	–
🟡🟡	FKD-3200Y/Y	GPD-3200Y/Y
🔵🔵	FKD-3200B/B	–
Spare Filter	–	GPD-FILTER





Pond / Fountain Pumps

Ideal for water display in gardens, ponds and water features

Code	Head Max	Flow Max	Power
FONT 18-09M	1.4m	15L/min	18W
FONT 20-12M	1.6m	15L/min	28W
FONT 21-28M	2.6m	35L/min	50W
FONT 30-34M	3.5m	50L/min	85W
FONT 36-40M	4.1m	60L/min	120W

Note: Pump & Fountain Head supplied separately c/w strainer sponge filter and power cord

Fountain Heads

Choose the fountain head to suit your application. Please check compatibility.
Compatibility: FONT 18/20-F,G / FONT 21-A,B,C,D / FONT 30/36-A,C,E

Code	FONT FH-*

* Add to Code





Circulation Water Pumps with filter

Code	Flow Max	Head Max	Power
FK-120SC	4200L/h	6.2	1/6HP
FK-180SC	6600L/h	7.5	1/5HP

DOMESTIC SUBMERSIBLE DRAINAGE PUMPS

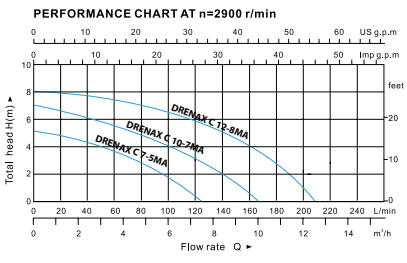



Domestic Dirty Water Drainage Pump - 230VAC

- Max particle size 35mm
- Max Immersion Depth - 5m
- c/w Float Switch
- Class B Insulation
- **Not Continuous Rated**

Code	Power		Amps	Max Head (m)	Max Flow (l/min)	Outlet (Inch)
	KW	HP				
DRENAX C7-5MA	0.4	0.5	1.8	4.7	133	1"/1¼/1½
DRENAX C10-7MA	0.55	0.73	2.4	7	160	1"/1¼/1½
DRENAX C12-8MA	0.75	1	2.7	8	205	1"/1¼/1½

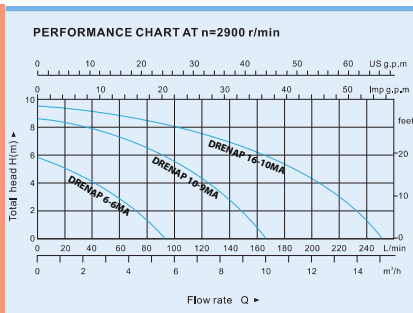



Domestic Clean Water Drainage Pump - 230VAC

- Max particle size 5mm
- Max Immersion Depth - 5m
- c/w Float Switch
- Class B Insulation
- **Not Continuous Rated**

Code	Power		Amps	Max Head (m)	Max Flow (l/min)	Outlet (Inch)
	KW	HP				
DRENAP 6-6MA	0.15	0.2	1.4	5.7	94	1"/1¼/1½
DRENAP 10-9MA	0.37	0.5	1.7	8.5	168	1"/1¼/1½
DRENAP 16-10MA	0.5	1.67	3	9.5	250	1"/1¼/1½

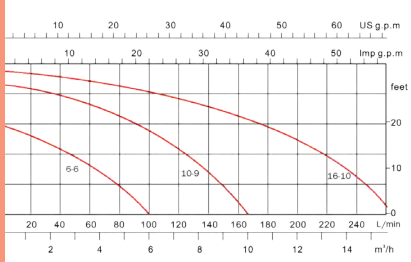



Sealless, Water Cooled, Continuous Rated, Fountain Pump - 230VAC

- C/w Float Switch
- Max solid diameter: 5mm
- Max Immersion depth: 7m
- **Continuous Rated** • Water Cooled Motor

These pumps can be used to pump clean water from garages or basements, to empty swimming pools or tanks or to supply garden fountains.

Code	Power		Amps	Max Head (m)	Max Flow (l/min)	Outlet (Inch)
	KW	HP				
DRENAPS 6-6MA	0.18	0.24	1	5.8	100	¾ / 1

©ACDC Dynamics

SUBMERSIBLE DRAINAGE PUMPS

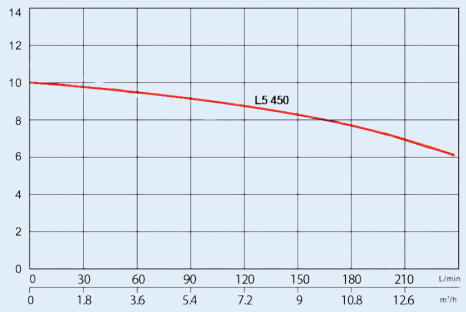



Clean Water Drainage Pump - 230VAC

- Max particle size 2mm
- Pump Body NBR Plastic
- Shaft Stainless Steel
- 2 Pole Induction motor
- Complete with float switch
- Impeller Rubber
- Double mechanical seal in oil bath
- Thermal Protected



The outlet can be rotated 90°

Code	KW	HP	Amp	Head Max	Outlet
DRENAP L5-450	0.45	0.6	1.95	10m	25mm

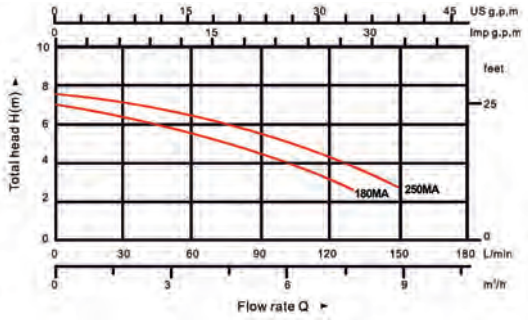



Sewage Pump with Plastic Pump Body - 230VAC

- c/w Float Switch • Maximum operating depth 5m below water level
- Dual seal and oil bath • Stainless steel motor housing
- Stainless steel mechanical seal (graphite to ceramic)
- Stainless steel shaft • Max Solids size Ø20mm
- c/w Thermal overload protection
- Reinforced polypropylene impeller
- Reinforced polypropylene pump casing and base plate

Code	KW	HP	Amp	Head Max	Outlet
DRAFEXP 180MA	0.18	0.20	1.5	7.0m	40mm
DRAFEXP 250MA	0.25	0.35	1.8	7.5m	40mm

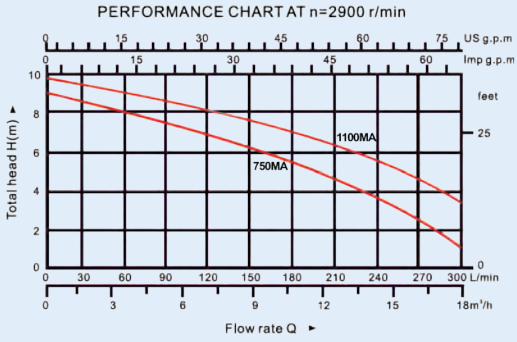



Sewage Pump with Cast Iron Pump Body - 230 VAC

- Cast Iron pump body • Stainless steel shaft
- Stainless steel mechanical seal (ceramic to graphite)
- Cast iron impeller • Max Solids size Ø30mm
- c/w Thermal overload protection • Dual seal and oil bath

Code	KW	HP	Amp	Head Max	Outlet
With Float Switch					
DRAFEX 750MA	0.75	1	4.2	10m	50mm
DRAFEX 1100MA	1.1	1.5	4.6	9m	50mm
Without Float Switch					
DRAFEX 750M	0.75	1	4.2	10m	50mm
DRAFEX 1100M	1.1	1.5	4.6	9m	50mm

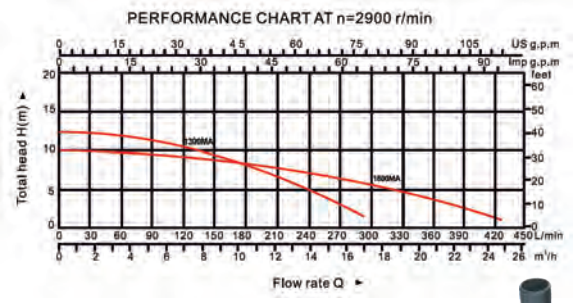



Designed to lift dirty water with long fibers or firm sundries. These are cut up by the cutter to avoid the impeller becoming blocked or entangled. Suitable for use in kitchen, sanitation, factory, mine and domestic applications.

Sewage Pump with Cutting System - 230VAC

- c/w Float Switch
- Maximum operating depth 5m below water level
- Maximum fluid temperature: 40°C
- Maximum passage for suspended solids Ø30mm
- PH value in water : 4 - 10
- Dual seal and oil bath
- Stainless steel mechanical seal
- Cast Iron pump body
- Stainless steel shaft • Cast iron impeller with cutter

Code	KW	HP	Amp	Head Max	Outlet
DRAFEX 1300MA	1.3	1.75	14.3	12m	50mm
DRAFEX 1800MA	1.8	2.4	4.9	10m	50mm

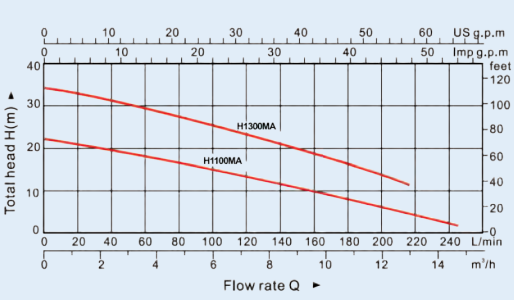



High Head Two Stage Submersible Pumps - 230VAC

- c/w Float switch for auto cut in cut out • Compact size
- Thermal overload protection • Dual seal and oil bath
- Light weight and easy to use
- Maximum operating depth 5 meter below water level
- Maximum passage for suspended solids 2mm

Code	KW	HP	Amp	Head Max	Outlet
DRAFEX H1100MA	1.1	1.5	5.6	20m	40mm
DRAFEX H1300MA	1.3	1.75	4.3	34m	40mm

©ACDC Dynamics

STAINLESS STEEL SUBMERSIBLE PUMPS

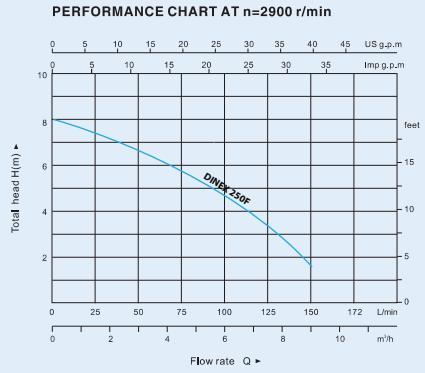



Clean Water Sump Pump - 230VAC

- C/w Float Switch
- Max depth 5m
- Max solids size 10mm
- Stainless Steel Pump and Motor Body
- Thermal Protection
- Stainless Steel Impeller
- Stainless Steel Shaft
- Seal Silicon Carbide in oil chamber
- 2 Pole Induction Motor

Code	Power		Amps	Max Head (m)	Max Flow (l/min)	Outlet (Inch)
	KW	HP				
DINEX 250F	0.25	0.33	2	8	133	1¼

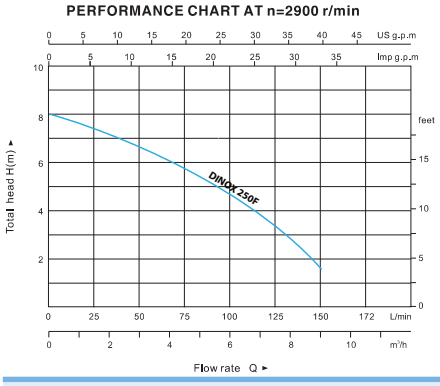



Dirty Water Sump Pump - 230VAC

- C/w Float Switch
- Max depth 5m
- Max solids size 20mm
- Stainless Steel Pump and Motor Body
- Thermal Protection
- Stainless Steel Impeller
- Stainless Steel Shaft
- Seal Silicon Carbide in oil chamber
- 2 Pole Induction Motor

Code	Power		Amps	Max Head (m)	Max Flow (l/min)	Outlet (Inch)
	KW	HP				
DINOX 250F	0.25	0.33	2.2	8	133	1"/1¼/1½

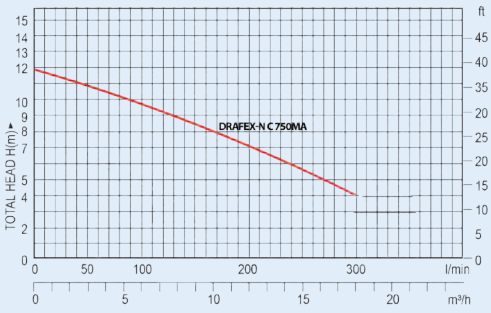



Dirty Water/Sewage Submersible Pump - 230VAC

- C/w Float Switch
- Max depth 5m
- Max solid size 25mm
- Pump body Stainless Steel
- Impeller Stainless Steel
- Shaft Stainless Steel
- Thermal protection
- Seal Ceramic / Graphite
- Suitable for use with sea water

Code	Power		Amps	Max Head (m)	Max Flow (l/min)	Outlet (Inch)
	KW	HP				
DRAFEX-N C750MA	0.75	1	3.3	12	300	50

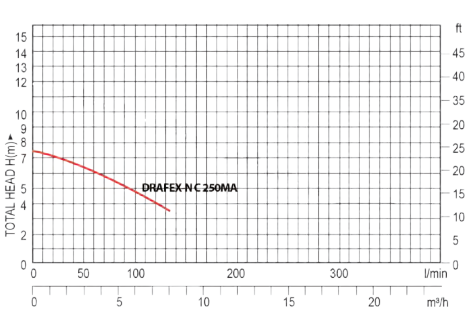



Dirty Water/Sewage Submersible Pump - 230VAC

- C/w Float Switch
- Max depth 5m
- Max solid size 25mm
- Pump body Stainless Steel
- Impeller Stainless Steel
- Shaft Stainless Steel
- Thermal protection
- Seal Ceramic / Graphite
- Suitable for use with sea water

Code	Power		Amps	Max Head (m)	Max Flow (l/min)	Outlet (Inch)
	KW	HP				
DRAFEX-N C250MA	0.25	0.33	2.1	7.5	150	1¼

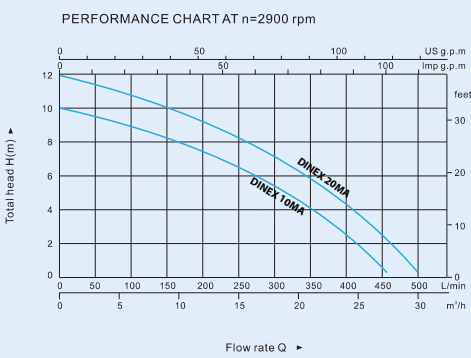



Dirty Water/Sewage Submersible Pump - 230VAC

- C/w Float Switch
- Max depth 5m
- Max solid size 40mm
- Continuous Rated
- Stainless Steel Pump Body
- Stainless Steel Motor Sleeve
- Stainless Steel Impeller
- Stainless Steel Shaft
- Ceramic / Graphite Seal
- 2 Pole Induction Motor

Code	Power		Amps	Max Head (m)	Max Flow (l/min)	Outlet (Inch)
	KW	HP				
DINEX 10MA	0.75	1	7.8	10	450	2
DINEX 20MA	1.5	2	10	12	500	2

©ACDC Dynamics

STAINLESS STEEL SUBMERSIBLE PUMPS

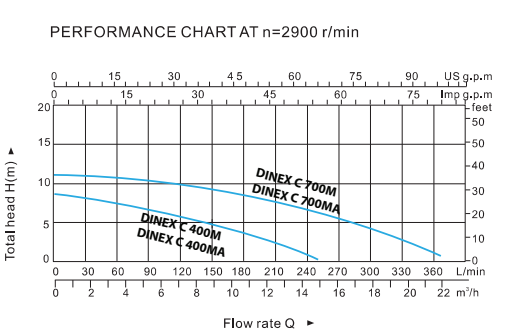



Stainless Steel Cased Submersible Pump - 230VAC

- Max depth 5m
- Stainless Steel Outer Case
- Continuous Rate
- Thermal Protection
- Cast Iron Pump Body
- Cast Iron Impeller
- Stainless Steel Shaft
- Ceramic / Graphite Seal
- 2 Pole Induction Motor

Code	Power		Amps	Max Head (m)	Max Flow (l/min)	Outlet (Inch)
	KW	HP				
With Float Switch						
DINEX C400MA	0.4	0.53	3.3	9	150	2
DINEX C700MA	0.7	0.93	3.8	11	183	2
Without Float Switch						
DINEX C400M	0.4	0.53	3.3	9	150	2
DINEX C700M	0.7	0.93	3.8	11	183	2

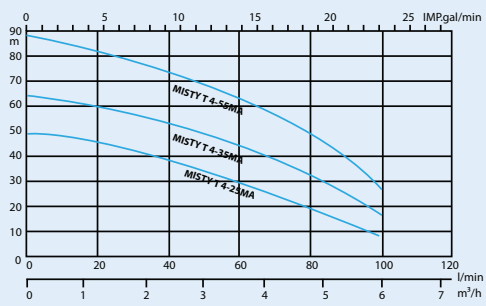

Submersible multi-stage pumps for open wells with a minimum diameter of 140mm

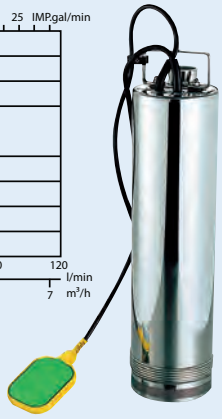

Multi-Stage Stainless Steel Submersible Pump - 230VAC

- Outer casing stainless steel
- Impellers Plastic (PC)
- Motor shaft in stainless steel
- Diffusers in Noryl, and glass loaded polymer
- c/w Float Switch
- Double mechanical seal in graphite and alumina
- Asynchronous, two poles
- Water cooled motor
- Continuous operation
- Built-in thermal protection

Code	Power		Amps	Max Head (m)	Max Flow (l/min)	Outlet (Inch)
	KW	HP				
MISTI T4-25MA	0.75	1	3.4	50	100	1¼
MISTI T4-35MA	0.8	1.25	6.5	65	100	1¼
MISTI T4-55MA	1.3	1.75	7.4	85	100	1¼

PETROL ENGINE WATERPUMPS

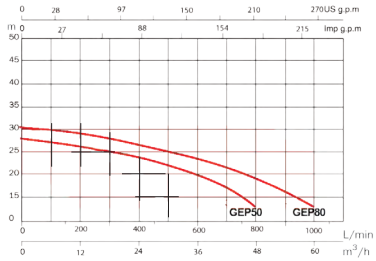



Portable Engine Driven Pumps

- Maximum working pressure 4 bar
- Suction lift 8m
- Fluid Temperature up to 40˚C
- Continuous Duty

Code	Power	Inlet/ Outlet	Head Max.	Flow Rate Max.
GEP50	6.5 HP	3" x 3"	28m	1000ℓ/min
GEP80	8 HP	4" x 4"	28m	1800ℓ/min

GEP centrifugal hand-carry motor pumps are particularly suitable to supply and distribute clean water for agricultural and gardening purposes when electrical connection is not possible

CIRCULATING PUMPS

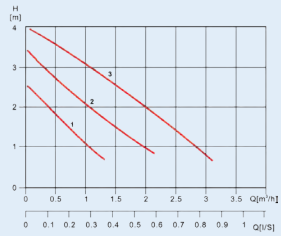



CPD20/25

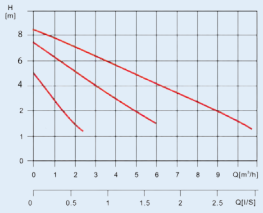



Circulating Pumps - 230VAC

- 2 Pole induction motor
- Three adjustable speeds
- Fluid temperature: -10°C to 110°C
- Ambient Temperature +40°C
- Maximum working pressure: 10Bar
- Cast-iron Pump Body
- Plastic Impeller
- Ceramic Shaft & Bearing

Code	Inlet/ Outlet	Head Max.	Flow Rate Max.
CPD20-40-130	G1"	4m	35ℓ/min
CPD25-40-130	G1½"	4m	40ℓ/min
CPD40-80F	DN40 Flange	4m	150ℓ/min

©ACDC Dynamics

STAINLESS STEEL/PLASTIC 4" BOREHOLE PUMPS



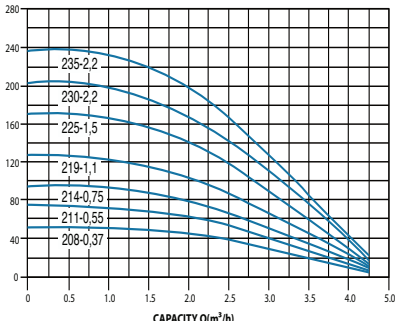

4SR2

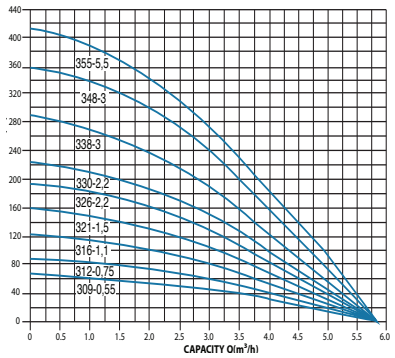

4SR3

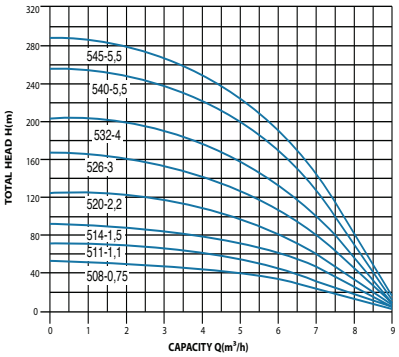

4SR5

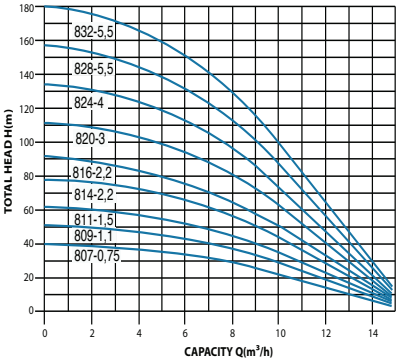

4SR8

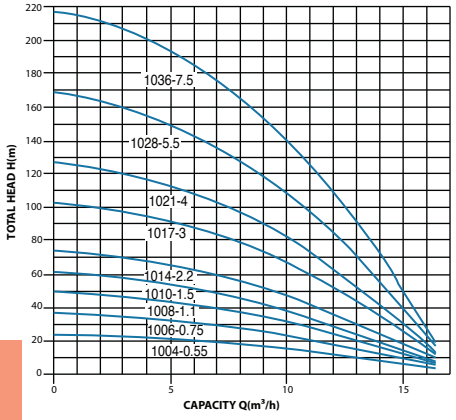

4SR10

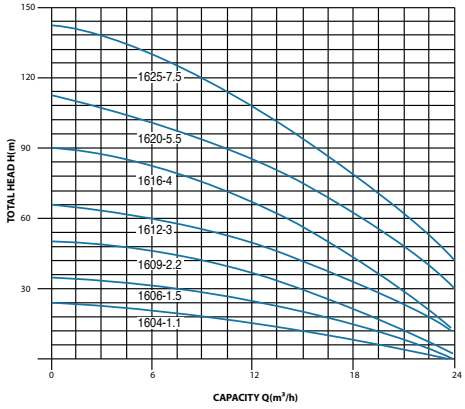

4SR16

Standard 1PH Control Box



- 230V 1PH Pump complete with Motor, Lead Out Cable, 1PH Standard Control Box
- 400V Pump complete with Motor, Lead Out Cable
- Non-Return valve incorporated in pump body

Pump Series	Outlet Size
4SR2	1¼"
4SR3	1.½"
4SR5	2"

Pump Series	Outlet Size
4SR8	2"
4SR10	2"
4SR16	2"

Impellers & Difussers in Poly-Phenylene Oxide

Pump Only	230V Pump & Motor	400V Pump & Motor	kW	HP
4SR208	4SRM208	–	0.37	0.5
4SR211	4SRM211	4SRV211	0.55	0.75
4SR214	4SRM214	4SRV214	0.75	1.1
4SR219	4SRM219	4SRV219	1.1	1.5
4SR225	4SRM225	4SRV225	1.5	2.0
4SR230	4SRM230	4SRV230	2.2	3.0
4SR309	4SRM309	4SRV309	0.55	0.75
4SR312	4SRM312	4SRV312	0.75	1.1
4SR316	4SRM316	4SRV316	1.1	1.5
4SR321	4SRM321	4SRV321	1.5	2.0
4SR326	4SRM326	4SRV326	2.2	3.0
4SR330	4SRM330	4SRV330	2.2	3.0
4SR338	–	4SRV338	3.0	4.0
4SR348	–	4SRV348	4.0	5.5
4SR355	–	4SRV355	5.5	7.5
4SR526	–	4SRV526	3.0	4.0
4SR532	–	4SRV532	4.0	5.5
4SR540	–	4SRV540	5.5	7.5
4SR545	–	4SRV545	5.5	7.5
4SR807	4SRM807	4SRV807	0.75	1.1
4SR809	4SRM809	4SRV809	1.1	1.5
4SR811	4SRM811	4SRV811	1.5	2.0
4SR814	4SRM814	4SRV814	2.2	3.0
4RS816	4RSM816	4RVS816	2.2	3.0
4SR820	–	4SRV820	3.0	4.0
4SR824	–	4SRV824	4.0	5.5
4SR828	–	4SRV828	5.5	7.5
4SR832	–	4SRV832	5.5	7.5
4SR1004	4SRM1004	–	0,55	0,75
4SR1006	4SRM1006	–	0,75	1,1
4SR1008	4SRM1008	4SRV1008	1,1	1,5
4SR1010	4SRM1010	4SRV1010	1,5	2,0
4SR1014	4SRM1014	4SRV1014	2,2	3,0
4SR1017	–	4SRV1017	3,0	4,0
4SR1021	–	4SRV1021	4,0	5,5
4SR1028	–	4SRV1028	5,5	7,5
4SR1036	–	4SRV1036	7,5	10,0
4SR1604	4SRM1604	4SRV1604	1,1	1,5
4SR1606	4SRM1606	4SRV1606	1,5	2,0
4SR1609	4SRM1609	4SRV1609	2,2	3,0
4SR1612	–	4SRV1612	3,0	4,0
4SR1616	–	4SRV1616	4,0	5,5
4SR1620	–	4SRV1620	5,5	7,5
4SR1625	–	4SRV1625	7,5	10,0

©ACDC Dynamics

FULL STAINLESS STEEL 4" BOREHOLE PUMPS



Performance Chart

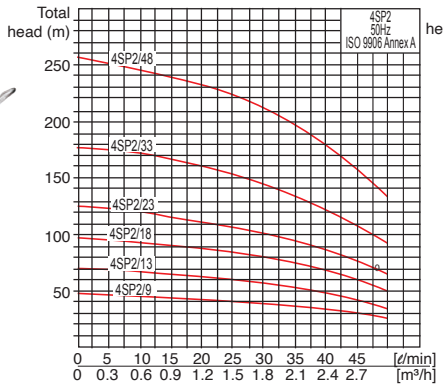

4SP2

Performance Chart

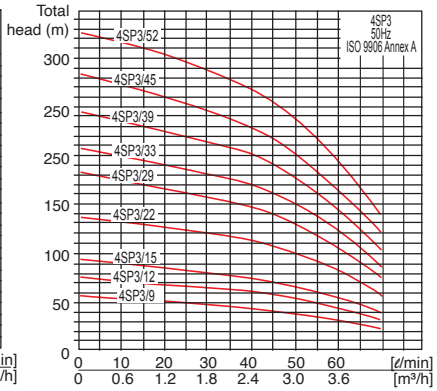

4SP3

Performance Chart

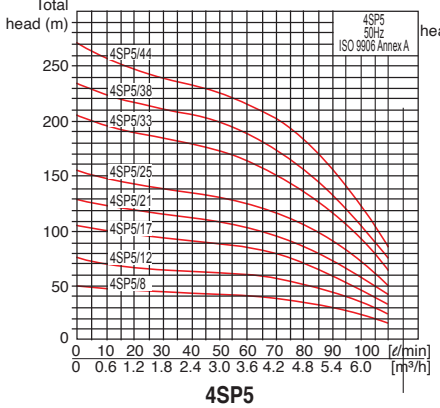

4SP5

Performance Chart

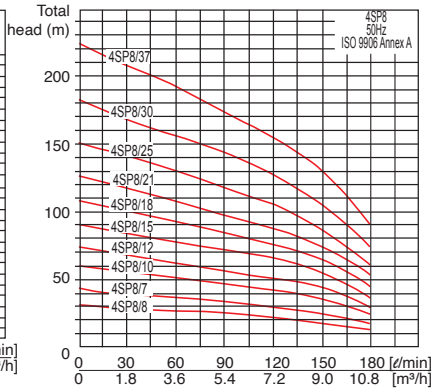

4SP8

- 230V 1PH Pump complete with Motor, Lead Out Cable, Standard 1PH Control Box
- 400V Pump complete with Motor, Lead Out Cable
- Non-Return valve incorporated in pump body

Pump Series	Outlet Size
4SP2	1"
4SP3	1"

Pump Series	Outlet Size
4SP5	1.5"
4SP8	2"



Standard 1PH Control Box

Complete Stainless Steel Construction, Impeller and Strainer

Pump Only	230V Pump & Motor	400V Pump & Motor	kW	HP
4SP2/9	4SP2/9P	–	0.37	0.50
4SP2/13	4SP2/13P	4SP2/13V	0.55	0.75
4SP2/18	4SP2/18P	4SP2/18V	0.75	1.0
4SP2/23	4SP2/23P	4SP2/23V	1.1	1.5
4SP2/33	4SP2/33P	4SP2/33V	1.5	2.0
4SP2/48	4SP2/48P	4SP2/48V	2.2	3.0
4SP3/9	4SP3/9P	4SP3/9V	0.55	0.75
4SP3/12	4SP3/12P	4SP3/12V	0.75	1.0
4SP3/15	4SP3/15P	4SP3/15V	1.1	1.5
4SP3/22	4SP3/22P	4SP3/22V	1.5	2.0
4SP3/29	4SP3/29P	4SP3/29V	2.2	3.0
4SP3/33	4SP3/33P	4SP3/33V	2.2	3.0
4SP3/39	–	4SP3/39V	3.0	4.0
4SP3/45	–	4SP3/45V	3.0	4.0
4SP3/52	–	4SP3/52V	4.0	5.5
4SP5/8	4SP5/8P	4SP5/8V	0.75	1.0
4SP5/12	4SP5/12P	4SP5/12V	1.1	1.5
4SP5/17	4SP5/17P	4SP5/17V	1.5	2.0
4SP5/21	4SP5/21P	4SP5/21V	2.2	3.0
4SP5/25	4SP5/25P	4SP5/25V	2.2	3.0
4SP5/33	–	4SP5/33V	3.0	4.0
4SP5/38	–	4SP5/38V	4.0	5.5
4SP5/44	–	4SP5/44V	4.0	5.5
4SP8/5	4SP8/5P	4SP8/5V	0.75	1.0
4SP8/7	4SP8/7P	4SP8/7V	1.1	1.5
4SP8/10	4SP8/10P	4SP8/10V	1.5	2.0
4SP8/12	4SP8/12P	4SP8/12V	2.2	3.0
4SP8/15	4SP8/15P	4SP8/15V	2.2	3.0
4SP8/18	–	4SP8/18V	3.0	4.0
4SP8/21	–	4SP8/21V	4.0	5.5
4SP8/25	–	4SP8/25V	4.0	5.5
4SP8/30	–	4SP8/30V	5.5	7.5
4SP8/37	–	4SP8/37V	5.5	7.5

BOREHOLE ACCESSORIES

Base Plates



Code	Description
P115-B	32mm Pressed Metal
P116	40mm Pressed Metal
P117	50mm Pressed Metal

Safety Rope



Code (per m)	Size
SR-7	7mm²
SR-10	10mm²
SR-12	12mm²

4-Core Submersible Cable

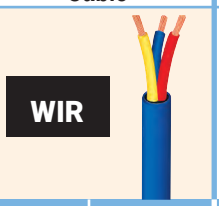

Code (per m)	Size
A430	2-5mm²
A431	4mm²
A432	6mm²
A433	10mm²
A434	16mm²

Valves



Size	Gate Valves	Non-Return Valve with Filter	Non-Return Valve	Full Way Ballcock Valve	PVC Valves
15mm	GV001	NRV01F	NRV01	FB001	HV001
20mm	GV002	NRV02F	NRV02	FB002	HV002
25mm	GV003	NRV03F	NRV03	FB003	HV003
32mm	GV004	NRV04F	NRV04	FB004	HV004
40mm	GV005	NRV05F	NRV05	FB005	HV005
50mm	GV006	NRV06F	NRV06	FB006	HV006

©ACDC Dynamics

STAINLESS STEEL BOREHOLE MOTORS





Single Phase 4"(100mm) Borehole Pump Motors (Motor and lead out cable only)

Code 230V	Full Load Current	Code 400V	Full Load Current	kW	HP	Length (mm)
NFS4-37P	3.9A	-	-	0.37	0.5	343
NFS4-56P	5.0A	-	-	0.55	0.75	363
NFS4-75P	6.0A	-	-	0.75	1	383
NFS4-110P	8.8A	-	-	1.1	1.5	428
NFS4-150P	11.8A	-	-	1.5	2	473
NFS4-220P	17.0A	-	-	2.2	3	580

Three Phase 4"(100mm) borehole pump motors (Motor and lead out cable only)

Code 400V	Full Load Current	kW	HP	Length (mm)
NFS4-56V	1.7A	0.55	0.75	363
NFS4-75V	2.2A	0.75	1	383
NFS4-110V	3.0A	1.1	1.5	428
NFS4-150V	3.9A	1.5	2	473
NFS4-220V	5.9A	2.2	3	580/565
NFS4-300V	7.2A	3	4	580
NFS4-400V	9.3A	4	5.5	645
NFS4-550V	13A	5.5	7.5	755
NFS4-750V	17A	7.5	10	955

Standard Single Phase 230V Control Box

Code	kW	Code	kW
NF0.37	0.37	NF1.1	1.1
NF0.56	0.56	NF1.5	1.5
NF0.75	0.75	NF2.2	2.2



For full range of 400V Control Panels see page 173 -174

ESP

BOREHOLE DEPTH TESTER



Borehole Depth Tester

Water level meter is portable, sturdy & extremely reliable. Used for measuring water levels in tube wells, boreholes, tanks, etc.

Code (scale 1m)	Code (c/w Trim Pot)	Description
BDT-050	-	50m Tester
BDT-100	-	100m Tester
BDT-150	BDTS-150	150m Tester
BDT-200	-	200m Tester
BDT-250	-	250m Tester

Specifications

Probe Material: Stainless steel AISI 303
Cable Reel Material: Steel
Battery: 9V, Alkaline,Type 6LR61 or similar

Features

- Integrated electronics with both light and sound indication
- Low power consumption
- Long battery life
- Temperature insensitive
- Probe 10mm Ø

VALVE & CONTROLLER FOR DUST COLLECTOR SYSTEMS



Board Only



Complete with Box

Board Only

Code	Type	Size
MOD-320/S	2 - 10 Steps	195 x 130mm
MOD-420/S	2 - 40 Steps	195 x 130mm

Complete with Box

Code	Type	Size
MOD-320/B	2 - 10 Steps	250 x 200mm
MOD-420/B	2 - 40 Steps	320 x 250mm

Specifications

- Supply Voltage: 110V/220V ±10%, 50/60Hz
- Pulse Frequency Range of Adjustability: 2-60sec
- Fuse: 3A 250VAC
- Pulse Duration Range of Adjustability: 20-200ms
- Number of Sequenced Steps: 2-10
- Operating Temperature: 0-60°C



Solenoid Valve (for air only)

Code	Volts	Connection
RDA20SC2	230VAC	3/4" PT (20mm)
RDA20SC1	110VAC	3/4" PT (20mm)
RDA25SC2	230VAC	1" PT (25mm)
RDA25SC1	110VAC	1" PT (25mm)

Spare Coils

RDA-230VAC	230VAC
RDA-110VAC	110VAC

Specifications

- Medium pressure: 6kgs/cm^2
- Medium Temperature: 90°C
- Material: Aluminium
- Supplied complete with coil

©ACDC Dynamics



POWER SUPPLIES, TRANSFORMERS & UPS

3

Designed to meet the demands of various industries and applications, our products ensure reliable and stable power delivery, safeguarding your critical systems from interruptions and inefficiencies. Our Power Supplies offer consistent performance, while our Transformers provide efficient voltage regulation and adaptability.

PCB TRANSFORMERS

Flat Pack Transformers

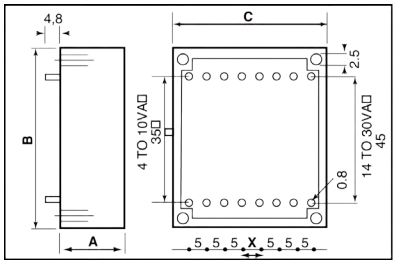

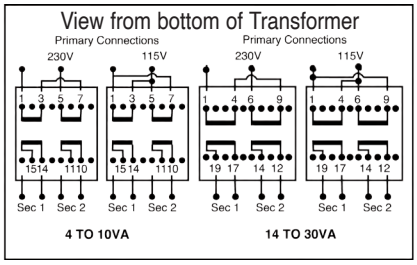

Series Parallel Connections

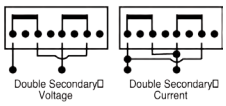

4VA		6VA		10VA		14VA		18VA		24VA		30VA	
Code	Volts	Code	Volts	Code	Volts	Code	Volts	Code	Volts	Code	Volts	Code	Volts
FP4272	2 x 7,2	FP6272	2 x 7,2	FP10272	2 x 7,2	FP14272	2 x 7,2	FP18272	2 x 7,2	FP24272	2 x 7,2	FP30272	2 x 7,2
FP4209	2 x 9,0	FP6209	2 x 9,0	FP10209	2 x 9,0	FP14209	2 x 9,0	FP18209	2 x 9,0	FP24209	2 x 9,0	FP30209	2 x 9,0
FP4212	2 x 12	FP6212	2 x 12	FP10212	2 x 12	FP14212	2 x 12	FP18212	2 x 12	FP24212	2 x 12	FP30212	2 x 12
FP4215	2 x 15	FP6215	2 x 15	FP10215	2 x 15	FP14215	2 x 15	FP18215	2 x 15	FP24215	2 x 15	FP30215	2 x 15
FP4218	2 x 18	FP6218	2 x 18	FP10218	2 x 18	FP14218	2 x 18	FP18218	2 x 18	FP24218	2 x 18	FP30218	2 x 18
FP4224	2 x 24	FP6224	2 x 24	FP10224	2 x 24	FP14224	2 x 24	FP18224	2 x 24	FP24224	2 x 24	FP30224	2 x 24
A=19	B=53	A=23	B=53	A=29	B=53	A=25	B=68	A=29	B=68	A=32	B=68	A=36	B=68
C=44	X=5	C=44	X=5	C=44	X=5	C=57	X=6	C=57	X=6	C=57	X=6	C=57	X=6

*For more technical information contact your nearest AC/DC branch or distributor

Type 30 - 1,5 VA



Eff.: 66% Temp. rise 21 °C

Code	Secondary Voltage (V)	Secondary Current (MA)	Off-load Voltage (V)
P01172	7,2	200	10,5
P01272	2 x 7,2	2 x 100	2 x 10,9
P01195	9,5	150	14,1
P01295	2 x 9,5	2 x 75	2 x 14,1
P01112	12,0	125	17,6
P01212	2 x 12,0	2 x 62	2 x 17,1
P01115	15,0	100	22,9
P01215	2 x 15,0	2 x 50	2 x 22,2
P01117	17,5	85	26,2
P01217	2 x 17,5	2 x 42	2 x 25,9
P01124	24,0	62	34,8
P01224	2 x 24,0	2 x 31	2 x 34,5

PIN Configuration Top View

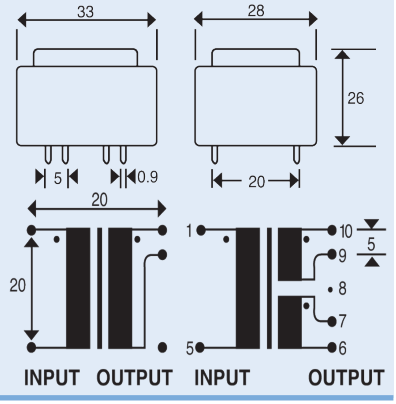

Type 38 - 2 VA



Eff.: 60% Temp. rise 24 °C

Code	Secondary Voltage (V)	Secondary Current (MA)	Off-load Voltage (V)
P02172	7,2	275	8,4
P02272	2 x 7,2	2 x 137	2 x 8,4
P02195	9,5	200	11,2
P02295	2 x 9,5	2 x 100	2 x 11,1
P02112	12,0	170	14,4
P02212	2 x 12,0	2 x 85	2 x 14,1
P02115	15,0	130	17,9
P02215	2 x 15,0	2 x 65	2 x 17,1
P02117	17,5	115	20,8
P02217	2 x 17,5	2 x 55	2 x 20,2
P02124	24,0	83	28,7
P02224	2 x 24,0	2 x 40	2 x 28,8

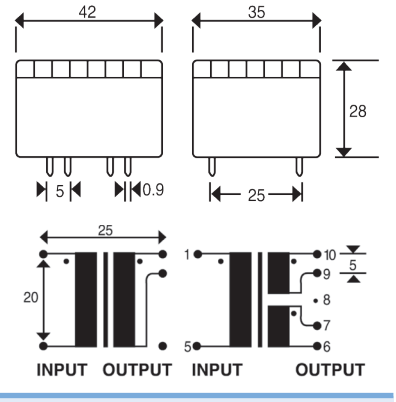

Type 42 - 3 VA



Eff.: 67% Temp. rise ±28 °C

Code	Secondary Voltage (V)	Secondary Current (MA)	Off-load Voltage (V)
P03172	7,2	415	8,6
P03272	2 x 7,2	2 x 208	2 x 8,7
P03195	9,5	330	11,3
P03295	2 x 9,5	2 x 165	2 x 11,3
P03112	12,0	250	14,4
P03212	2 x 12,0	2 x 125	2 x 13,9
P03115	15,0	200	17,9
P03215	2 x 15,0	2 x 100	2 x 18
P03117	17,5	170	21,4
P03217	2 x 17,5	2 x 85	2 x 21,2
P03124	24,0	125	28,5
P03224	2 x 24,0	2 x 60	2 x 28,5

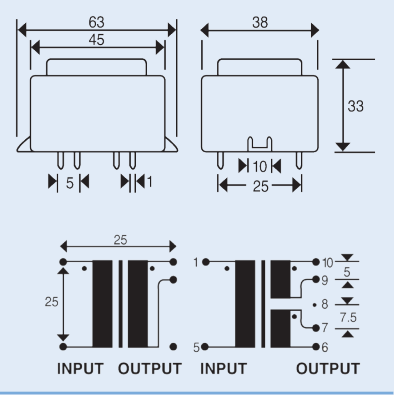

©ACDC Dynamics

PCB TRANSFORMERS

Type 48 - 5,5 VA



Eff.: 74% Temp. rise ±30 °C

Code	Secondary Voltage (V)	Secondary Current (mA)	Off-load Voltage (V)
P05172	7,2	760	9,4
P05272	2 x 7,2	2 x 380	2 x 9,2
P05195	9,5	580	12,0
P05295	2 x 9,5	2 x 290	2 x 11,7
P05112	12,0	450	15,1
P05212	2 x 12,0	2 x 225	2 x 15,0
P05115	15,0	360	18,7
P05215	2 x 15,0	2 x 180	2 x 18,9
P05117	17,5	310	21,9
P05217	2 x 17,5	2 x 155	2 x 21,9
P05124	24,0	230	30,2
P05224	2 x 24,0	2 x 115	2 x 30,9

PIN Configuration Top View (Footprint)

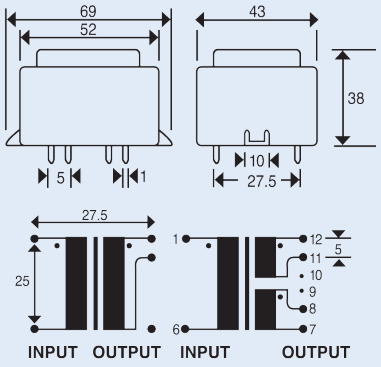

Type 54 - 10 VA



Eff.: 80% Temp. rise ±35 °C

Code	Secondary Voltage (V)	Secondary Current (mA)	Off-load Voltage (V)
P10172	7,2	1,38	10,3
P10272	2 x 7,2	2 x 0,69	2 x 10,3
P10195	9,5	1,05	11,5
P10295	2 x 9,5	2 x 0,525	2 x 13,6
P10112	12,0	0,83	17,2
P10212	2 x 12,0	2 x 0,415	2 x 14,6
P10115	15,0	0,66	17,1
P10215	2 x 15,0	2 x 0,33	2 x 21,5
P10117	17,5	0,57	21,1
P10217	2 x 17,5	2 x 0,285	2 x 25,0
P10124	24,0	0,41	28,9
P10224	2 x 24,0	2 x 0,205	2 x 28,6

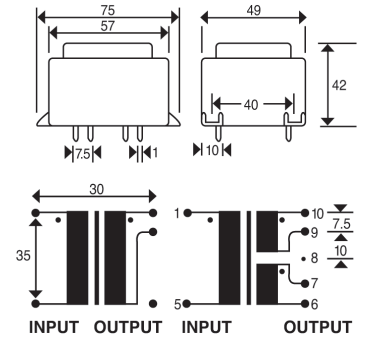

Type 60 - 15 VA



Eff.: 83% Temp. rise ±38 °C

Code	Secondary Voltage (V)	Secondary Current (mA)	Off-load Voltage (V)
P15172	7,2	2,08	8,7
P15272	2 x 7,2	2 x 1,04	2 x 9,5
P15195	9,5	1,57	11,8
P15295	2 x 9,5	2 x 0,785	2 x 11,9
P15112	12,0	1,25	14,7
P15212	2 x 12,0	2 x 0,625	2 x 14,8
P15115	15,0	1,0	18,6
P15215	2 x 15,0	2 x 0,5	18,5
P15117	17,5	0,85	23,2
P15217	2 x 17,5	2 x 0,425	2 x 23,2
P15124	24,0	0,62	29,7
P15224	2 x 24,0	2 x 0,315	2 x 31,8

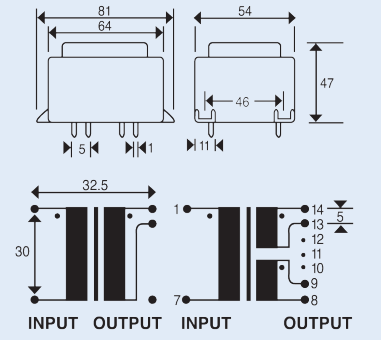

Type 66 - 22 VA



Eff.: 84% Temp. rise ±42 °C

Code	Secondary Voltage (V)	Secondary Current (mA)	Off-load Voltage (V)
P22172	7,2	3,05	9,1
P22272	2 x 7,2	2 x 1,525	2 x 9,1
P22195	9,5	2,31	11,1
P22295	2 x 9,5	1,155	2 x 12,0
P22112	12,0	1,83	14,2
P22212	2 x 12,0	2 x 0,915	2 x 15,0
P22115	15,0	1,46	17,7
P22215	2 x 15,0	2 x 0,73	2 x 18,4
P22117	17,5	1,25	20,8
P22217	2 x 17,5	2 x 0,625	2 x 22,0
P22124	24,0	0,91	27,5
P22224	2x 24,0	2x 45,5	2x 30,12

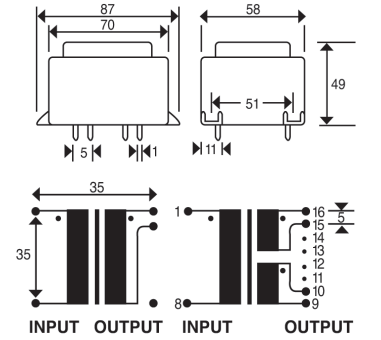

Type 78 - 40 VA



Eff.: 86% Temp. rise ±46 °C

Code	Secondary Voltage (V)	Secondary Current (mA)	Off-load Voltage (V)
P40172	7,2	5,5	9,0
P40195	9,5	4,2	10,8
P40112	12,0	3,3	14,2
P40115	15	2,6	17,5
P40117	17,5	2,2	19,6
P40124	24	1,6	27,2

* Other voltages available on request

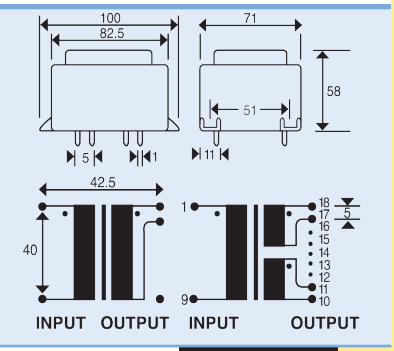

©ACDC Dynamics

POWER TRANSFORMERS SINGLE PHASE

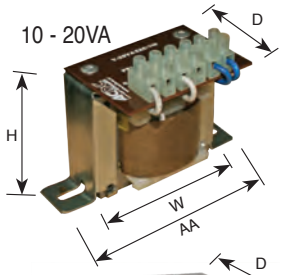





50 - 750VA



1000VA & above

Standard Voltages

230/12V	400/24V	525/24V
230/24V	400/48V	525/110V
230/48V	400/110V	525/230V
230/110V	400/230V	
230/230V		

ex stock 20-600VA

DIN TRANSFORMERS



All above power transformers from 25-150VA can be supplied for direct mounting onto 35mm DIN Rail.
To order, add prefix D.
Example **DT-100VA M1**.

Single Phase-Open Type Double Wound

VA Rating Code	Dimensions (mm) W	AA	H	D	Weight kg
T-10VA	60	100	65	60	0.4
T-20VA	80		80	85	1.1
T-25VA	80		75	80	1
T-30VA	80		80	80	1,1
T-40VA	85		90	75	1.5
T-50VA	85		85	90	1.5
T-75VA	100		90	95	2.2
T-100VA	100		95	90	2.2
T-125VA	105		100	105	2.9
T-150VA	105		100	105	2.9
T-175VA	120		120	90	3.3
T-200VA	105		115	95	3.6
T-225VA	120		120	90	4
T-250VA	105		105	115	3.8
T-300VA	125		115	110	5
T-350VA	125		120	115	5.1
T-400VA	138		135	110	5.8
T-500VA	160		135	140	8.3
T-600VA	150		150	150	8.5
T-650VA	138		135	140	8.5
T-750VA	140		140	150	10.2
T-1000VA	190		190	150	15
T-1500VA	190		190	165	17.2
T-2000VA	210		220	150	15
T-2500VA	190		190	170	17
T-3000VA	190		190	180	20
T-4000VA	210		210	190	24
T-5000VA	230		240	210	29
T-6500VA	260		260	220	36
T-7500VA	270		270	230	43
T-10000VA	270		270	250	50
T-15000VA	340		350	260	55

Standard Multitaps

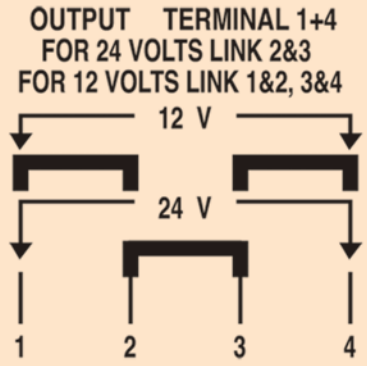

Typical series/parallel connections

VA Rating	Codes Pri: 0-230-400V Sec: 12-24V Terms: 0-12 0-12	Pri: 0-400-525V Sec: 115-230V Terms: 0-115 0-115
25VA	**T-25VA M1**	***T-25VA M2**
50VA	**T-50VA M1**	***T-50VA M2**
100VA	**T-100VA M1**	***T-100VA M2**
150VA	**T-150VA M1**	***T-150VA M2**
200VA	**T-200VA M1**	***T-200VA M2**
300VA	**T-300VA M1**	***T-300VA M2**
500VA	**T-500VA M1**	***T-500VA M2**

NOTE:
ALL VA RATINGS ARE AT AMBIENT TEMPERATURE 25°C

NB. ALL PRICES UP TO 1000V ONLY

- Autowound Transformers and other voltages manufactured to your order.
- Isolation Transformers include earth screen and terminal and are available in all the above sizes.

Optional Extras

Code	Description	Transformer Size
T-EX1	Extra Tapping	Under 25A
T-EX2	Extra Tapping	25-50A
T-EX3	Extra Tapping	Above 50A
T-FS1	Extra Fuse on Primary 1000V (10 x 85)	Up to 16A
T-PER1	Perspex Terminal Shield	Up to 200VA
T-PER2	Perspex Terminal Shield	225VA to 1kVA
T-PER3	Perspex Terminal Shield	1.5-20kVA
T-SCN1	Earth Screen & Terminal	Up to 200VA
T-SCN2	Earth Screen & Terminal	225VA to 1kVA
T-SCN3	Earth Screen & Terminal	1.5-20kVA

©ACDC Dynamics

POWER TRANSFORMERS THREE PHASE

Open Type



Enclosed Air Cooled Transformers manufactured to order



Oil Cooled type (cable box cover removed)
Available in different colours
(eg. Avocado Green/ Electric Orange)

Three Phase-open type transformer					Three Phase oil cooled transformer 'open bushings'
KVA Rating Code	H	W	D	Weight	KVA Rating Code
T-0.10KVA	170	140	100	3,5kg	T5KVA
T-0.15KVA	170	140	100	4,5kg	T7.5KVA
T-0.25KVA	210	150	110	6kg	T10KVA
T-0.35KVA	210	150	110	7kg	T15KVA
T-0.50KVA	220	170	140	9kg	T20KVA
T-1KVA	250	230	150	12kg	T25KVA
T-1.5KVA	250	250	120	15kg	T30KVA
T-2KVA	215	225	145	22kg	T40KVA
T-3KVA	225	225	165	30kg	T50KVA
T-4KVA	225	235	185	36kg	T75KVA
T-5KVA	255	245	185	50kg	T100KVA
T-6.5KVA	275	265	195	40kg	T125KVA
T-7.5KVA	285	265	195	60kg	T150KVA
T-10KVA	315	310	200	80kg	T200KVA
T-15KVA	359	346	200	90kg	T250KVA
T-20KVA	650	450	350	120kg	T300KVA
T-25KVA	650	450	350	165kg	
T-30KVA	700	500	350	200kg	
T-40KVA	800	500	400	240kg	
T-50KVA	800	550	400	280kg	
T-75KVA	850	600	400	400kg	
T-100KVA	900	700	450	680kg	
T-125KVA	900	730	500	750kg	
T-150KVA	900	750	550	850kg	
T-200KVA	950	800	600	900kg	
T-250KVA	960	850	600	970kg	
T-300KVA	960	850	600	970kg	

NOTE:

ALL STANDARD PRICES ARE FOR UP TO 1000V ONLY.

For above 1000V, prices on application.

Optional Extras (for oil cooled only)

Code	Transformer Size	Description	Code	Transformer Size	Description
T-C100	All	Cable Box	T-PER3	1,5-20kVA per phase	Perspex shield
T-B100	> 25kVA	Breather required for all oil cooled 3 phase transformers above 25kVA	T-SCN1	0,1-0,15kVA per phase	Earth screen and terminal
T-D100	Oil Cooled	Drain valve for oil cooled transformers	T-SCN2	0,25-1kVA per phase	Earth screen and terminal
T-PER1	0,1-200VA per phase	Perspex shield	T-SCN3	1,5-20kVA per phase	Earth screen and terminal
T-PER2	0,25-1kVA per phase	Perspex shield			



Available in Foor Mounting or Back Mounting to fit directly onto a chassis plate

Motor Starting Autowound Transformers

Code	400V Motor	H	W	D	Weight
AT-05	5.5kW	180	195	100	7kg
AT-07	7.5kW	240	230	135	15kg
AT-11	11kW	250	230	150	10kg
AT-15	15kW	250	230	150	12kg
AT-18.5	18,5kW	250	270	120	20kg
AT-22	22kW	250	270	120	22kg
AT-30	30kW	300	270	140	28kg
AT-37	37kW	300	270	140	30kg
AT-45	45kW	360	320	150	34kg
AT-55	55kW	360	320	150	36kg
AT-75	75kW	360	320	170	50kg
AT-90	90kW	400	320	180	60kg
AT-110	110kW	440	340	200	80kg

- 5 starts per hour
- 50 & 65% taps
- Larger sizes available on request
- Over temperature switches available on request

©ACDC Dynamics

TRANSFORMER PARTS











Description	VA	Bobbins Code	Housing Code	Lamination Code/kg
EI30/10.5/1ST All pins	1	A2000	A1000	A1031
EI30/10.5/2ST All pins	1	A2001		
EI30/12.5/1ST All pins	1	A2002	A1001	
EI30/12.5/2ST All pins	1	A2004		
EI30/15.5/1ST all pins	1.5	A2012	A1001G*	A1031
EI30/15.5/2ST pins on 1, 5, 6, 9, 10	1.5	A2007		
EI30/15.5/2ST pins on 1, 5, 6, 7, 9, 10	1.5	A2008		
EI30/15.5/2ST all pins	1.5	A2010		
EI30/18/2ST pins on 1, 5, 6, 7, 9, 10	1.5 or 2	A2011	A1001S	
EI38/13.5/2ST pins on 1, 5, 6, 9, 10	2	EI38/13/5	A1002G*	A1032
EI38/13.5/2ST pins on 1, 5, 6, 7, 9, 10	2	EI38/13/6		
EI38/13.5/2ST all pins	2	EI38/13/A		
EI38/13.5/Shroud for EI38 Bobbins	2	EI38/13/S		
EI42/14.8/1ST	3	A2030	A1003G*	A1033
EI42/14.8/2ST	3	A2031		
		*Standard colour grey. Red, blue and green also available.		
EI48/16.8/1ST	5.5	A2040	A1004	A1034
EI48/16.8/2ST	5.5	A2041		
EI54/18.8/1ST	10	A2050	A1005	A1035
EI54/18.8/2ST	10	A2051		
EI60/21/1ST	15	A2060	A1006	A1036
EI60/21/2ST	15	A2061		
EI60/25.5/2ST	15	A2062	No Housing	
EI66/23/1ST	22	A2065	A1007	A1037
EI66/23/2ST	22	A2066		
EI66/30/1ST	30	A2067		
EI78/27.5/2ST	40	A2070	A1008	A1038
Pins type 213		A2080		
Pins type 431		A2081		
Pins type 256		A2082		

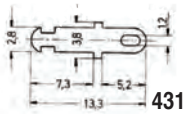

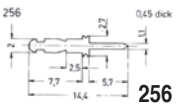

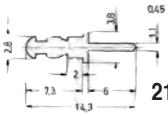



A1010

Mains Transformer Boxes (black) with pins for 15A Socket

Up to 10VA compact (80°C max. temp.)	A1014*
Up to 10VA compact to SABS IEC 60950	A1014BK-SABS
Extender for use with **A1014** for up to 15VA	A1015*
Up to 25VA with 16A plug	A1010
Up to 25VA with plain cover	A1009BK

*Add colour of box: ● **BK** *(Black)*, ● **R** *(Red)*, ○ **WH** *(White)*



A1014

Mounting Bracket





Terminal Bracket



Multitap Terminal Bracket

Brackets

Size	Mounting Bracket (Reinforced Nylon)	Terminal Bracket
1"	A3000	A3007
1 1/4"	A3001	A3008
1 1/2"	A3002	A3009
1 3/4"	A3003	A3010

Multi-Tap Terminal Brackets

Size	Mounting Bracket (Reinforced Nylon)	Terminal Bracket
1 1/2"	-	A3005
1 3/4"	-	A3006

with 7 x 27A Terminals & Shroud



Terminals

Description		Code
16Amp	2 Pole	M16A2P
	3 Pole	M16A3P
30Amp	2 Pole	M30A2P
	3 Pole	M30A3P

Insulation Sleeving/m - 130°C synthetic and glass fibre

Diameter	Code	Diameter	Code
0.5mm	SV-0.5	4.0mm	SV-4
1.0mm	SV-1	5.0mm	SV-5
2.0mm	SV-2	10mm	SV-10
3.0mm	SV-3		

©ACDC Dynamics

UNREGULATED POWER SUPPLIES



JDZ-05

- **IP20**
- Ripple ≤5%
- Fuse Protection
- LED

Input	Output 24VDC	Code
220VAC	2A	**JDZ-2A**
220VAC	5A	**JDZ-5A**
220VAC	8A	**JDZ-8A**
220VAC	10A	**JDZ-10A**

VA	Code with rectifier + capacitor	Output 12VDC	Output 24VDC	Code with rectifier only
25VA	**T- 25VDC/***	2A	1A	**T- 25VR/***
50VA	**T- 50VDC/***	4A	2A	**T- 50VR/***
100VA	**T- 100VDC/***	8A	4A	**T- 100VR/***
150VA	**T- 150VDC/***	12A	6A	**T- 150VR/***
200VA	**T- 200VDC/***	16A	8A	**T- 200VR/***
250VA	**T- 250VDC/***	20A	10A	**T- 250VR/***
300VA	**T- 300VDC/***	25A	12A	**T- 300VR/***
400VA	**T- 400VDC/***	32A	16A	**T- 400VR/***
500VA	**T- 500VDC/***	40A	20A	**T- 500VR/***
750VA	**T- 750VDC/***	62A	31A	**T- 750VR/***
1000VA	**T-1000VDC/***	83A	41A	**T-1000VR/***

Primary: 110, 230, 400 or 525VAC
Secondary: ***12** or **24**VDC
} to be specified

Applications

VDC: Contactors, relays & valves
VR: Brakes & clutches ONLY



Type VDC

SPECIAL TRANSFORMERS



T-87



DT series

Bell Transformers • Double wound, IP20 • DIN mounting

Code	Input Volts	Output Volts	VA
T-87	230V	8V	8VA
DT10212	230V	0-12V 0-12V (0-24V)	10VA
DT15212	230V	0-12V 0-12V (0-24V)	15VA
DT15612	230V	0-6V 0-6V	15VA

Other voltages manufactured to order.



With End Covers



Open type

Swimming Pool Lighting Transformers

c/w end cover & terminals

Code	Input Volts	Output Volts	VA
SP-15VA	230V	12V	15VA
SP-300VA	230V	12V	300VA

c/w flying leads only (open type)

SP-120VA	230V	12V	120VA
SP-300VA	230V	12V	300VA

With flying leads (open type) c/w Thermal Cut-out

SAB-120VA	230V	12V	120VA
SAB-300VA	230V	12V	300VA



BOT-250



BIL-10W-E27 32VAC

Boiler Inspection Transformers

Code	Input Volts	Output Volts	VA
BOT-125	230V	32VAC	125VA
BOT-125/24VDC	230V	24VDC	125VA
BOT-250	230V	32VAC	250VA
BOT-250/24VDC	230V	24VDC	250VA
NEW **BOT-250/48VDC**	230V	48VDC	250VA
BOT-400	230V	32VAC	400VA

• In steel enclosure with 2 x 5A socket outlets • Size(mm): 130H x 177W x 200D

LED Lamp

Code	Description
BIL-10W-E27 32VAC	Supply Voltage: 32VAC Base: E27 Colour Temp: Cool White Power: 10W

LIT

©ACDC Dynamics

VARIABLE TRANSFORMERS



Open Type (Single Phase)

Code	Supply	Spare Knobs	Output V	Output A	Power KVA	Dimensions D x W x Ø	Motor Drive 230V
HSG260/2.5	230V	HSG-K6	0-260V	2,5A	0,65	98 x 142 x 117	HMA-M50
HSG260/4.5	230V	HSG-K8	0-260V	4,5A	1,17	120 x 149 x 125	HMA-M100
HSG260/10	230V	HSG-K10	0-260V	10A	2,60	120 x 197 x 153	HMA-M250
HSG0302/230	230V	HSG-K8	0-260V	13A	3,38	146 x 197 x 174	–
HSG260/20	230V	HSG-K10	0-260V	20A	5,20	110 x 302 x 230	–

For vertical or horizontal mounting. Unit supplied with Knob and scale plate

Spare Scale Plate

Code	Description
HSG-L1	For 2.5 Amp
HSG-L2	For 4.5, 10, 13 Amp
HSG-L3	For 20, 30 Amp



Open Type (Three Phase)

HTG450/2.5	400V	HSG-K8	0-450V	2,5A	1,95
HTG450/4.5	400V	HSG-K10	0-450V	4,5A	3,51
HTG450/10	400V	HSG-K10	0-450V	10A	7,80
HTG450/20	400V	HSG-K10	0-450V	20A	15,60



Motor Drive (230V)

HMA-3/M50
HMA-3/M100
HMA-3/M250
HMA-3/M400



Enclosed Type (Single Phase)

Code	Supply	Output V	Output A	Power KVA	Dimensions H x W x D
TDGC2-1KVA	230V	0-260V	4A	1,0	200 x 170 x 210
TDGC2-2KVA	230V	0-260V	8A	2,0	235 x 207 x 208
TDGC2-3KVA	230V	0-260V	12A	3,0	267 x 240 x 210
TDGC2-5KVA	230V	0-260V	20A	5,0	310 x 250 x 260



HSN



HTN

Enclosed Type

Amps	Single Phase	Volts In Out	3 Phase	Volts In Out
4.5A	HSN260/4.5	230 / 260	–	–
8A	HSN260/8	230 / 260	–	–
10A	HSN260/10	230 / 260	HTN450/10	400 / 450
15A	HSN260/15	230 / 260	HTN450/15	400 / 450
20A	HSN260/20	230 / 260	HTN450/20	400 / 450

SPECIAL TRANSFORMERS



FNC Type

Appliance Transformers

Code	Watts	Input Volts	Output Volts
FNC-200	200W	110-230V	230-110V
FNC-300	300W	110-230V	230-110V
FNC-500	500W	110-230V	230-110V
FNC-1000	1000W	110-230V	230-110V

Features

- Transformer that converts 220/240VAC to 110/120VAC or vice-versa
- Overheat protected



Audio Transformers

Code	Output	Supply	Tappings
AUT100/5	0-4-8 Ohm	100V	1.5, 2.5, 3.5, 5W
AUT100/12	0-4-8 Ohm	100V	12W

- For Public Address Systems

©ACDC Dynamics

REGULATED POWER SUPPLIES



8-PIN Plug-In

Amps	Code 5VDC	Code 12VDC	Code 24VDC	Specifications
100mA	**PSU/0.1/5***	**PSU/0.1/12***	**PSU/0.1/24***	*Supply Voltage 110V or 230V (to be specified) • Overload protection • Short circuit protection
300mA	**PSU/0.3/5***	**PSU/0.3/12***	**PSU/0.3/24***	



PSU-Type
500mA - 2A



EPSU-Type
100mA

DIN Rail Mount

Amps	Code 5VDC	Code 12VDC	Code 24VDC	Specifications
100mA	**EPSU/0.1/5***	**EPSU/0.1/12***	**EPSU/0.1/24***	* Supply voltage: **110V** or **230V** (to be specified) • Overload protection & short circuit protection • Adjustable output: 5V = 1.5V - 7VDC, 12V = 1.5V - 14VDC, 24V = 1.5V -26.4VDC
500mA	**PSU/0.5/5***	**PSU/0.5/12***	**PSU/0.5/24***	
1A	**PSU/1/5***	**PSU/1/12***	**PSU/1/24***	
2A	**PSU/2/5***	**PSU/2/12***	–	



Robust DIN Power Supplies - Single Phase

Amps	Code		Input	Output	Adjustment	Size W x H x D
	12V	24V				
2A	–	**DR-4524**	100-240VAC	24VDC	±10%	78 x 93 x 56
2.5A	–	**DR-6024**	100-240VAC	24VDC	±10%	78 x 93 x 56
3.5A	**DR-4512**	–	100-240VAC	12VDC	±10%	76 x 93 x 56
4.5A	**DR-6012**	–	100-240VAC	12VDC	±10%	78 x 93 x 56

zamel cet



ZIM-Type



Switch Mode Power Supplies - 12VDC

Supply voltage 190 to 260VAC 50/60Hz

Code	Amps	Rated Power	Dimensions
ZIM-12/08	0.8A	10W	1 Mod (17.5mm)
ZIM-12/12	1.2A	15W	2 Mod (35mm)
ZIM-12/25	2.0A	24W	3 Mod (53mm)

Switch Mode Power Supplies - 24VDC

Supply voltage 190 to 260VAC 50/60Hz

Code	Amps	Rated Power	Dimensions
ZIM-24/04	0.4A	10W	1 Mod (17.5mm)
ZIM-24/06	0.6A	15W	2 Mod (35mm)
ZIM-24/12	1.0A	24W	3 Mod (53mm)

Switch Mode Supplies are stabilised power supplies that are smaller and lighter compared to traditional power supplies and have a more stable output voltage.

Features
- Max output current: 7.5A (at 12V)
- No load resistance I DIN rail Mounting
- Operating Temperature: -20° to 85°C



Stabilised Power Supplies

Supply voltage 230VAC 50/60Hz

Code	Output Voltage	Amps	Dimensions
ZSM-11	3,5,9,14,18,24VDC	125mA	3 Mod (53mm)
ZSM-12	12VDC	250mA	3 Mod (53mm)
ZSM-24	24VDC	125mA	3 Mod (53mm)

Features
- Voltage regulator with thermal protection and current limiter.
- Power supply indication: LED
- DIN rail mounting
- Operating Temperature -20° to 85°C



Transformers

Supply Voltage 230VAC 50/ 60Hz, Rated Power: 15VA

Code	Rated Secondary Voltage	Rated Secondary Current	Dimensions
TRM-8	8VAC	1.88A	3 Mod (53mm)
TRM-12	12VAC	1.25A	3 Mod (53mm)
TRM-24	24VAC	0.625A	3 Mod (53mm)
TRM-358	3 / 5 / 8VAC	5 / 3 / 1.88A	3 Mod (53mm)

Features
- Short circuit and overload protection
- Inner thermal protection
- DIN rail mounting
- Thermal Insulation Class: B (120DC)

©ACDC Dynamics

DIN MOUNT SWITCH MODE POWER SUPPLIES

Enclosed DIN Rail Mount


60W


100W


240W


480W

Watts	Code 5VDC	Amps	Code 12VDC	Amps	Code 24VDC	Amps
5W	DRA05-5	1.0A	DRA05-12	0.42A	DRA05-24	0.21A
10W	DRA10-5	2.0A	DRA10-12	0.84A	DRA10-24	0.42A
18W	-	-	DRA18-12	1.67A	DRA18-24	1.00A
30W	DRA30-5	4.5A	DRA30-12	2.5A	DRA30-24	1.25A
60W	-	-	DRA60-12	5.0A	DRA60-24	2.5A
75W	-	-	-	-	DR-75-24	3.1A
100W	-	-	DR-10012	7.5A	DR-10024	4.2A
120W	-	-	DRA120-12	10.0A	DRA120-24	5.0A
240W	-	-	DRA240-12	20.0A	DRA240-24	10A
480W	-	-	-	-	DRA480-24	20A

- Supply Voltage:
  5-60W: 100-240VAC
  75-120W: 100-120/200-240VAC (switch selectable)
  240-480W: 100-240VAC
- Output Accuracy: ±2%
- Load Regulation: ±2%
- Output Voltage Adjust:
  5-20W: ±10% I 30 - 480W: +20%
- Output Short Circuit Protection
- Derating from 50-70°C derate by 30%

DIN Rail Mount Power Supplies


50W


240W


1000W 24/48V

Watts	Code 5VDC	Amps	Code 12VDC	Amps	Code 24VDC	Amps	Code 48VDC	Amps	Voltage Display
20W	DPSU/3/5	4.0A	-	-	-		-	-	No
40/50W	DPSU/5/5	8.0A	DPSU/3/12	4.2A	-		-	-	Yes
100/72W	-	-	DPSU/5/12	8.3A	DPSU/3/24		-	-	Yes
120W	-	-	DPSU/10/12	10.0A	DPSU/5/24		-	-	Yes
240W	-	-	DPSU/20/12	16.6A	DPSU/10/24		DPSU/5/48	5A	Yes (12V-NO)
500W	-	-	DPSU/40/12	41.6A	DPSU/20/24		DPSU/10/48	10A	No
1000W	-	-	DPSU/80/12	83.3A	DPSU/40/24		DPSU/20/48	20A	Yes

- Supply Voltage: 90-264VAC
  100W: 90-132/180-264VAC(switch selectable)
  240W/12V & 1000W/12V: 180-264VAC
- Line Regulation: ±1%
- Load Regulation: ±1% (1000W/12V: 3%)
- Output voltage adjustment: ±10%
- Output short circuit protection
- Overload Protection

Chassis Mount Power Supplies



50W	PSU/10/5	10.0A	-	-	-	-	-	-	No
150W	-	-	PSU/10/12	12.5A	-	-	-	-	No
240W	-	-	PSU/20/12	20.0A	-	-	-	-	No
320W	-	-	PSU/25/12	26.6A	PSU/10/24	13.3A	-	-	No
500W	-	-	-	-	PSU/20/24	20.8A	-	-	No

- Supply voltage: 90-264VAC
- Load Regulation: ±1%
- Output voltage adjustment: ±10%
- Output short circuit protection: Auto Recovery
- Overload Protection
  Automatic power limitation

DIN Power Supplies - Three Phase



Amps	Code 24VDC	Input	Output	Adjustment
10A	SL10/3	340-500VAC	24VDC	23-27V
20A	SL20/3	340-500VAC	24VDC	23-27V
40A	SL40/3	340-500VAC	24VDC	23-27V

- Overload protection - auto recovery
- Short circuit protection - auto recovery
- Over voltage protection - latch off

Redundant Parallel Connection Modules



Amps	Code	Input	Ready Relay
10A	DRP10	9-35VDC	NO
20A	DRP20	21-28VDC	2 x C/O (1.0A Max)

Redundant Application

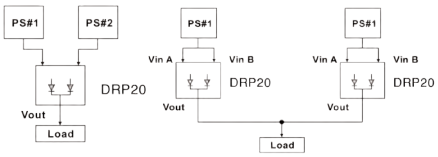

1+1 Redundancy: Using 1 more PS as the redundant unit.

Single Use: Connecting only one PS to one DRP20 to reduce the stress of the diodes and hence increase the reliability.

©ACDC Dynamics

DIN MOUNT SWITCH MODE POWER SUPPLY

cabur



XCSF30 XCSF240



XCSF85 XCSF120 XCSW121



XCSW241

Heavy Duty Single Phase: 120 - 230VAC Input (90 - 264VAC / 100 - 345VDC)

Power	Output @ 45°C						V Out Adjust	Size (mm) H x W x D
	12VDC	24VDC	48VDC	Cont A	Overload	Peak		
85W	–	XCSF85C	–	3.5A	6A / 30sec	10A / 50msec	23-27.5V	115 x 39 x 128
	XCSF85B	–	–	6	9A / 30sec	10A / 50msec	12-15V	115 x 39 x 128
120W	–	–	XCF120DP	2.5A	8A / 30sec	7.5A / 50msec	45-55V	115 x 39 x 128
	–	XCSF120C	–	5A	8A / 30sec	15A / 50msec	23-27.5V	115 x 39 x 128
240W	–	–	XCSF240DP	5A	7.5A / 30sec	25A / 400msec	45-55V	140 x 63.5 x 135
	–	XCSF240C	–	10A	15A / 30sec	25A / 400msec	23-27.5V	140 x 63.5 x 135

1 or 2 Phase: 230 - 400 - 500VAC Input (185 - 550VAC / 270 - 725VDC)

120W	–	XCSW121C	–	5A	7.5A / 5sec	15A / 0.5sec	23-27.5V	115 x 39 x 130
	XCSW121B	–	–	8A - 7A	10-9A / 5sec	15A / 0.5sec	12-15V	115 x 39 x 130

1, 2 or 3 Phase: 230 - 400 - 550VAC Input (185 - 550VAC / 270 - 770VDC)

240W	–	–	XCSW241DP	5A	6A / 5sec	20A / 0.5sec	45-55V	115 x 55 x 130
	–	XCSW241C	–	10A	15A / 5sec	20A / 0.5sec	24-27.5V	115 x 55 x 130
	XCSW241B	–	–	16A	20A / 5sec	20A / 0.5sec	12-15V	115 x 55 x 130

- Short circuit, Overload, Over temperature, Input/Output over voltage protected.
- Output voltage decay alarm set at -10% Vout nominal (Contact Output)
- High outrush current to guarantee downstream overcurrent protection and for heavy load startup.
- Load regulation < 1% • Compact dimensions and high efficiency

NEW



Back-up Battery Charger/Controller (With changeover from mains to battery)

Code	Input / Load Volts	Load Current
XCSU5240W024VAA	12 or 24VDC	20A/10A

- Built-in change over of load from power supply to battery and alarm output
- Selectable battery charging current: 0.12 - 4A
- Low voltage protection for battery

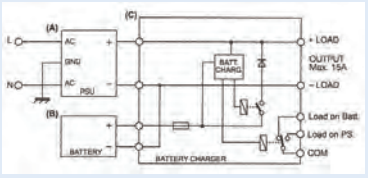



Redundant Parallel Connection Module

Code	Intput		Output		Size (mm) H x W x D
	Volts (DC)	Amps	Volts (DC)	Amps	
XCSBD	12 - 24 - 48	15A	12 - 24 - 48	15A	130 x 43 x 85

- This module can connect in redundant parallel two power supplies not fitted with built- in "O-ring" diodes. (Output decoupling diodes).
- Status LED's and relays for fault indication and remote failure alarm

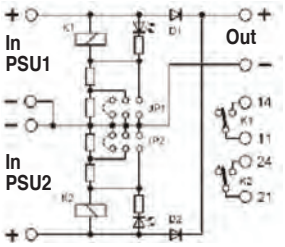

BOX TYPE SWITCH MODE POWER SUPPLIES

Chassis Mount Supply Volts: 170 - 260VAC

- Output Accuracy: ±2%
- Load Regulation: ±2%
- Overload Protection
- Short Circuit Protection



Watts	Code 5VDC	Amps	Code 12VDC	Amps	Code 24VDC	Amps	Code 48VDC	Amps	Size (mm) W x L x H
15W	SNP-15W/5	3A	SNP-15W/12	1.3A	—	–	—	–	70 x 39 x 31
25W	SNP-25W/5	5A	SNP-25W/12	1.7A	SNP-25W/24	1.1A	—	–	80 x 48 x 22
40W	—	–	SNP-40W/12	3.5A	SNP-40W/24	1.8A	—	–	110 x 79 x 35
60W	SNP-60W/5	10A	SNP-60W/12	5A	SNP-60W/24	2.5A	SNP-60W/48	1.25A	110 x 79 x 35
100W	SNP-100W/5	20A	SNP-100W/12	8.5A	SNP-100W/24	4.5A	—	–	129 x 98 x 38
120W	—	–	SNP-120W/12	10A	SNP-120W/24	5A	SNP-120W/48	2.5A	129 x 98 x 38
150W	—	–	SNP-150W/12	12.5A	SNP-150W/24	6.2A	—	–	160 x 98 x 50
200W	—	–	SNP-200W/12	16.5A	SNP-200W/24	8.3A	SNP-200W/48	4.2A	160 x 98 x 50
250W	—	–	SNP-250W/12	20A	SNP-250W/24	10A	SNP-250W/48	5A	160 x 98 x 50
350W	—	–	SNP-350W/12	30A	SNP-350W/24	15A	SNP-350W/48	7.5A	199 x 98 x 50
480W	—	–	—	–	SNP-480W/24	20A	—	–	240 x 125 x 65

©ACDC Dynamics

MAINS POWER SUPPLIES



25VAP



MD Range



15VAP



FD Range

Multi Plug







EU Range

Unregulated, Plugs into 16A Socket Outlet

Code	Volts	Amps	Output Connection
MD1606-*	230VAC to 6VDC	1.6A	*Barrel Plug or Terminal
MD1009-*	230VAC to 9VDC	1.0A	*Barrel Plug or Terminal
MD1012-*	230VAC to 12VDC	1.0A	*Barrel Plug or Terminal
MD0812-*	230VAC to 12VDC	0.8A	*Barrel Plug or Terminal
12VAP-24-2.1	230VAC to 24VAC	0.5A	*Barrel Plug or Terminal
15VAP-12-*	230VAC to 12VAC	1.2A	*Barrel Plug or Terminal
15VAPL-16-*	230VAC to 16VAC (C/W LED)	0.9A	*Barrel Plug or Terminal
15VAP-24-*	230VAC to 24VAC	0.62A	*Barrel Plug or Terminal
25VAP-12-*	230VAC to 12VAC	0.5A	*Barrel Plug or Terminal
25VAP-24-*	230VAC to 24VAC	1.0A	*Barrel Plug or Terminal

*Barrel plug inside Ø size to be specified: **1.4**, **2.1**, **2.5** or **T** for Terminal.

Standard Plug wiring + Internal – External. Other voltages made up to your specification.

Unregulated, Plugs into 2 Pin Euro Socket

Code	Voltage	Amps
EU-5002T	230VAC to 3/4.5/6/7.5/9/12VDC	0.5A



3 Pin SA



2 Pin Euro

Regulated, Plug-In Power Supply - 100-240VAC (Switch Mode Type)

Code 2 Pin Euro	Code 3 Pin SA	Amps	Output Voltage
S0510	-	1A	5VDC
S0520	-	2A	5VDC
S0530	-	3A	5VDC
S0910	-	1A	9VDC
S0915	-	1.5A	9VDC
S0920	-	2A	9VDC
S1205	S1205Z	0.5A	12VDC
S1210	S1210Z	1A	12VDC
S1220	S1220Z	2A	12VDC
-	S2405Z	0.5A	24VDC
-	S2410Z	1A	24VDC

Barrel Plug: inside Ø size: 2.1mm 

Unregulated 2 Pin Euro

Input: 230VAC
Barrel Plug:
Inside Ø: 2.1mm



Code	Output Voltage	Amps
EU1215 2.1	12VDC	150mA
EU24100 2.1	24VDC	1000mA



Regulated Bench Type Power Supplies (Switch Mode) - Input volts 100-240VAC



S1230D

Code 12VDC	Amps	Watts	Size (mm) L x W x D	Code 24VDC	Amps	Watts	Size (mm) L x W x D
S1210D	1A	12W	86 x 48 x 30	S2410D	1A	24W	98 x 47 x 32
S1220D	2A	24W	98 x 47 x 31	S2420D	2A	48W	110 x 56 x 33
S1230D	3A	36W	110 x 56 x 33	S2430D	3A	72W	117 x 53 x 30
S1240D	4A	48W	110 x 56 x 33	S2440D	4A	96W	150 x 65 x 38
S1250D	5A	60W	112 x 54 x 32	S2450D	5A	120W	150 x 65 x 38

Input voltage: 90 - 264VAC
Short Circuit Protection. Overload Protection.

Load Regulation: ±5%
Line Regulation: ±1%

©ACDC Dynamics

NEW

POWER ADAPTORS



YSV60-2



YSV36-1

Regulated Power Supply - Variable Output selectable by Dial Switch

Input plug: 2Pin Euro plug, Supply Voltage: 100-240VAC@50Hz/60Hz

Output Plug: 5 x Barrel Jack Sizes (3.5x1.35, 5.5x2.1, 5.5x2.5, 2.35x0.7,4.0x1.7), 2.5mm mono

Code	Output Volts	Output Amps	Wattage	USB Adaptor
YSV60-2	9V/12V/13.5V/15V/19V/20V/24VDC	2.5-3.4A	60W	No
YSV36-1	5V/6V/7.5V/9V/12V/13.5V/15VDC	2.4-3A	36W	Yes
YSV1500-2250	3V/4.5V/5V/6V/7.5V/9V/12VDC	2.25A	27W	Yes
YSV1500-1000	9V/12V/13.5V/15V/18V/20V/24VDC	1.0A	24W	No
YSV1000-1000	3V/4.5V/5V/6V/7.5V/9V/12VDC	1.0A	12W	Yes



YSV1500-2250
YSV1500-1000
YSV1000-1000



Car Power Adaptor

Switch Mode



Universal Regulated Power Supply

Code	PSA-1500M
Output Volts	3 / 4.5 / 6 / 9 / 12VDC
Output Amps	1.5A
Input Volts	11 - 14VDC

Accessories - c/w 6 x Detachable Plugs

USB Adaptors





NEW





Code	A13-180	ST02-USB	RAY-RC002	SU11
	12 - 24VDC	100 - 240VAC	100 -240VAC	100 - 240VAC
	2 x 5V, 3.1A (Total)	2 x 5V, 2.1A (Total)	2 x 5V, 1A & 5V, 2.4A	5 x 5V, 8A (Total)

VARIABLE POWER SUPPLIES



DF1730SL-5A



DF1730SL-10/20A
DF1760-10A



PROVA-8000

Single Output Power Supplies - 230VAC

Code	Voltage	Current	Parallel	Indication
DF1730SL-5A	0-30VDC	0 - 5A	–	Digital
DF1730SL-10A	0-30VDC	0 - 10A	–	Digital
DF1730SL-20A	0-30VDC	0 - 20A	–	Digital
DF1760SL-10A	0-60VDC	0 - 10A	–	Digital
PROVA-8000	0-40VDC	0 - 5A	–	Digital

- Ripple < 1mV RMS
- Load Regulation 1%
- Current Limit



DF1731SL3A
Dual PSU

Dual Output Power Supplies - 230VAC

Code	Voltage	Current	Parallel	Indication
DF1731SL3A	2 x 0-30VDC	2 x 0-3A	6A	Digital
DF1731SL10A	2 x 0-30VDC	2 x 0-10A	20A	Digital

Series connection: 0 - 60VDC
Parallel connection: 0 - 30VDC
(Dual-output)

©ACDC Dynamics

DC-DC VOLTAGE CONVERTERS

cabur

- Short Circuit & Overload Protection
- Over temperature protected
- Wide DC input range
- Internal protection fuse



XCSA120 XCSA240FC

DIN Rail DC-DC Voltage Converters

Power	Code	Voltage DC		Vin Range	Iin Max	Vout Adj. Limits	Continuous Amps Out
120W	**XCSA120BC**	12V	24V	10.5 - 18V	12A	22.5 - 27.5V	5A
120W	**XCSA120CB**	24V	12V	18 - 36V	5.1A	12.0 - 15.0V	7A
120W	**XCSA120CC**	24V	24V	18 - 36V	5.8	22.5 - 27.5V	5A
120W	**XCSA120DC**	48V	24V	36 - 72V	2.8A	22.5 - 27.5V	6,5A
240W	**XCSA240FC**	110V	24V	110 - 130V	2.4A	22.5 - 27.5V	10A

Compact design: H115mm x W55mm x D130mm (**XCSA240**: H140mm x W73mm x D137mm)

This series is designed to convert 20 - 28VDC voltage to 13.8VDC. Suitable for use with radios & other 12VDC equipment in 24VDC vehicles



Step-Down DC to DC Converter - 24VDC/12VDC

Code	Output	Surge	Fuse*
DF1714C	7A	10A	7A
DF1715C	15A	20A	15A
DF1716C	20A	25A	20A
DF1717C	25A	30A	25A
MSD500-12	40A	45A	40A

- Input voltage: DC24V±4V
- Output voltage: 13.65-13.8VDC
- Ripple < 5mV
- Load regulation: 3%.
- Input protection: over-voltage/current-limit/ reverse polarity

** To be fitted when installing*



D2412-5

MSD100-12/24

MSD18-12

Step-Up DC to DC Converter

Code	Output Current	Surge	Input Volts	Output Volts
MSD100-12/24	12V/8A 24V/4A	9A 5A	10.5 - 16VDC Adjustable	12 - 24VDC Adjustable

Step-Down DC to DC Converter - Isolated

Code	Output Current	Surge	Input Volts	Output Volts
MSD18-12	1.5A	2A	12 - 28VDC	7.5/9/12VDC

DC to DC Battery Charger

Code	Output Current	Surge	Input Volts	Output Volts
D2412-5	5A	5A	11 - 35VDC	13.8VDC

DC-DC SOLAR BATTERY CHARGER IP67



Solar Battery Chargers

- Dual Input Operation using an alternator and/or solar panels
- 5 Stage Fully Automatic charging
- Suitable for All types of 12V **Lead Acid batteries and Lithium batteries**
- Ignition connection to switch on charging through ignition signal, also compatible with variable voltage alternators to match charging input with vehicle operating conditions
- Multiple Built-In Protective features
- Will not charge unless securely connected to load, spark free connection
- Power Supply Function
- Temperature Compensation

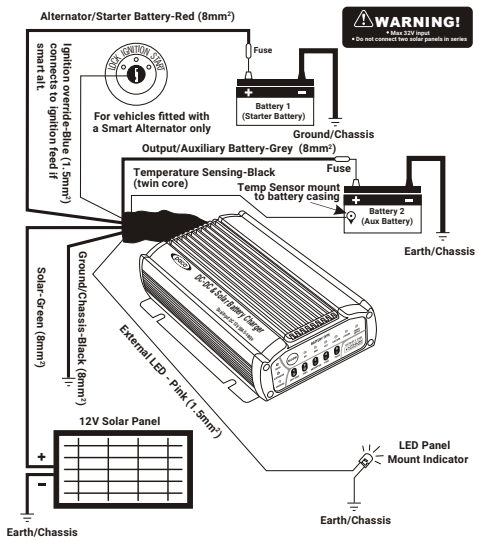

Code	DC/PV-1225	DC/PV-1250
Solar Input Voltage Range	9 -32VDC	9 -32VDC
Alternator Input	12/24VDC	12/24VDC
Output Current	25A	50A
Maximum Output Power	375W	750W
Power Supply Output	13.8VDC 25A	13.8VDC 50A
Dimensions (L x W x H)	161 x 114 x 44mm	199x 114 x 44mm
Weight	1.3 kg	1.7kg
Battery Types	AGM, GEL , WET, Calcium, Lithium	
Suggested Battery Capacity	Lead Acid: 75 - 300Ah; Lithium: 50 - 250Ah	Lead acid: 150 - 600Ah; Lithium: 100 - 500Ah
Charging Voltage	Dependant On Battery Type Selected	

©ACDC Dynamics

ENERGIZER BATTERIES

Energizer Max Alkaline

							
Type	**AAAA**	**AAA**	**AA**	**C**	**D**	**9V**	**1.5V**
1 Pack Code	–	–	–	–	–	522BP1-MAX	–
2 Pack Code	E96BP2	–	–	E93BP2-MAX	E95BP2-MAX	–	–
4 Pack Code	–	E92BP4-MAX	E91BP4-MAX	–	–	–	LR44/4
8 Pack Code	–	EM-AAA-BP8	EM-AA-BP8	–	–	–	–

Energiser Specialty

						
Type	**3V CR2032 Lithium**	**3V CR2025 Lithium**	**3V CR2016 Lithium**	**3V 123**	**3V CR2 Lithium**	**A23 12V**
1 Pack Code	–	–	–	ES-123-BP1	ES-CR2-BP1	ES-A23-BP1
2 Pack Code	ES-CR2032-BP2	ES-CR2025-BP2	ES-CR2016-BP2	-	-	ES-A23-BP2

Energizer Rechargeable

				
Type	**AAA(700mAh)**	**AA (2000mAh)**	**AA (2300mAh)**	**9V(175mAh)**
1 Pack Code	–	–	–	NH22BP1
4 Pack Code	NH12RP4-700	NH15RP4-1400	ER-AA-2300MAH-BP4	–

BATTERY CHARGERS

Universal Ni-Cd & Ni-MH Chargers

WORLD'S FIRST CHARGER FOR NORMAL ALKALINE BATTERIES







Code	**PB-500**	**ER-CH-UNI**	**ER-CH-MAXI**
Battery	4 x AA / AAA or 2 x C	AA / AAA / C / D / 9V	4X AA
Charge Time	4 Hours	3-5 hours	-
Features	• Enables the activation of remaining chemical in alkaline batteries • LED indication of charging, good / bad battery • Micro-processor chip controlled charging with auto cut-off & safety timer	• Versatile charger for the five most popular battery types • Easy to read fuel gauge • Fast and safe charging from 3 to 5 hours • Batteries to be ordered separately	• Intuitive charging at an affordable price • Charger status indication • Overcharge protection • Safety shut off • 4x AA 2000mAh Batteries included.

©ACDC Dynamics

JUMP STARTERS













Lithium Jump Starters & Powerbanks

Code	Volts	Battery	Start Amps	Peak Amps	Extra Features
C1355	12V	6Ah	150A	300A	c/w Jump Start Clamps & USB Cable. USB (QC): 5V/2.4A, 9V/2A Flash Light
NEW PD-200S	12V	60Ah	300A	600A	c/w Jump Start Clamps & Built-in LED Light USB-C: PD 100W max USB-A: QC 18W max XT90: 12V/600A max
NEW EPS-301	12V	10Ah	300A	500A	c/w Jump Start Clamps & Built-in LED Light USB-A: 5V/2.4A
NEW EPS-900B	12V/ 24V	35Ah	12V: 2000A 24V: 500A	12V: 2000A 24V: 1000A	c/w Jump Start Clamps & Built-in LED Light USB-A: QC 18W Max

Lead Acid Heavy Duty Jump Starters

Code	Volts	Battery	Start Amps	Peak Amps
PS1000	12V	18Ah	500A	1100A
TD04	12/24V	2 x 18Ah	1100A /12V 500A / 24V	2200A / 12V 1100A / 24V



Battery Jumper Cables

Code Pair	Amps	Length
OY-405	100A	2.5m
OY-403	200A	2.5m
OY-402	300A	2.5m
OY-401	400A	2.5m



Booster Cables

Code	SB212407
300A 2.5m Booster Cable in zip-up bag	
Code	**SB212407X**
300A 2.5m Booster Cable c/w gloves and 3.5m tow rope in zip-up bag	

BATTERY CHARGERS



The **PSM12-12B/ PSM24-12B**, supplies power to the load and charges the battery at the same time. The unit carries on providing back-up power to the load via the battery even when mains power is not available.

DIN Mount Power Supply and Battery Charger - 100 - 240VAC

Code	Power Supply O/P	Battery Charger O/P	Dimensions
PSM12-12B	12 Volt @ 1A	13.8 Volt @ 150mA	53W x 99H x 63D
PSM24-12B	12 Volt @ 2A	13.8 Volt @ 250mA	53W x 99H x 63D

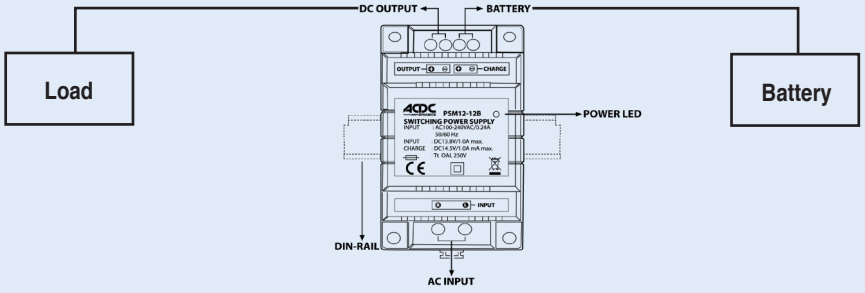







Standby Generator Battery Charger - 100 - 240VAC - DIN Rail Mount

Code	Battery Size	Output	Mounting	Features
DSE-9150	65Ah	12V / 3A	Horizontal DIN Rail or Panel	Multi stage charging with boost. Short circuit /reverse polarity protected. Switched mode design. Units can be paralled
DSE-9702	105Ah	12V / 5A	Vertical DIN Rail or Panel	
DSE-9701	160Ah	24V / 5A	Vertical DIN Rail or Panel	
NEW DSE-9470	160Ah	12/24V / 10A	Vertical DIN Rail or Panel	
NEW BC1205	105Ah	12V / 5A	Vertical/Horizontal DIN Rail or Chassis Mount	
NEW BC2405	160Ah	24V / 5A		



Standby Generator Battery Charger - 100 - 240VAC - DIN Rail Mount

Code	Description	Features
GENCHARGE 312	3A@12VDC Output	• Boost output for quick charging
GENCHARGE 324	3A@24VDC Output	• Easy replaceable fuse
GENCHARGE 512	5A@12VDC Output	• Flame resistant plastic
GENCHARGE 524	5A@24VDC Output	• Short circuit, over current & reverse connection protected

©ACDC Dynamics

BATTERY CHARGERS

All our battery chargers are for use with lead acid batteries



Enclosed Type

Industrial Automatic Type (Standard supply voltage 230VAC)

Amps	12V Code	Size (mm)	24V Code	Size (mm)
3A	–	–	ETE24/3	300 x 250 x 200
5A	ETE12/5	300 x 250 x 200	ETE24/5	300 x 250 x 200
10A	ETE12/10	400 x 300 x 200	ETE24/10	400 x 300 x 200
15A	ETE12/15	500 x 400 x 200	ETE24/15	400 x 300 x 200
20A	ETE12/20	400 x 300 x 200	ETE24/20	500 x 400 x 200
25A	ETE12/25	400 x 300 x 200	ETE24/25	500 x 400 x 200

Optional factory extras for enclosed type

Mains Failure Relay: **BC100**

Enclosed Version Features

IP65 wall mounting panel with on-off switch, ammeter, voltmeter, mains pilot light, test switch and 2 glands.



8-Pin Plug-in Type



TE12/5N
TE24/3N

Multi-Stage Battery Chargers

2-Stage Constant Voltage Charging:

Initial charge current is held at maximum output. As battery gains charge and voltage rises towards the end-charge value the current ramps downward to a maintenance level at full charge.

Amps	12V Code	Supply Volts	Size (mm)	24V Code	Supply Volts	Size (mm)
300mA	TE12/0,3	230VAC	8 Pin plug in	–	–	–
3A	–	–	–	TE24/3N	110-240VAC	195 x 95 x 47
5A	TE12/5N	100-240VAC	195 x 95 x 47	–	–	–



AP12/20



PM-1424

3-Stage Speed Charging:

(1) High-speed bulk charge: initial charge current held at max output until voltage reaches setpoint above end-charge value. Battery attains 80% of full charge at rapid pace.

(2) Relaxed charge to 100% capacity: charge current is slowly ramped down to end-charge level.

(3) Maintenance charge: voltage drops to end-charge value, trickle current compensates for self discharge of battery.

Amps	12V Code	Supply Volts	Size (mm)	24V Code	Supply Volts	Size (mm)
5A	AP12/5	110/230VAC	150 x 110 x 40	AP24/5	110/230VAC	175 x 110 x 45
10A	AP12/10	90-265VAC	175 x 110 x 45	-	-	-
14A	-	-	-	PM-1424	230VAC	280 x 209 x 85
20A	AP12/20	90-265VAC	225 x 110 x 50	-	-	-
25A	PM-2512	110/230VAC	280 x 209 x 85	PM-2524	110/230VAC	400 x 209 x 85

	Battery Indicators			Battery Indicator & Hour Counter	Analogue Battery Indicator
					
Indicator	**ID-12V / ID24-36V ID-48V**	**IS24-80V**	**IST24-80V**	**V332-12VDC V332-24VDC**	**HC12-48V**
Indicator & Relay	**–**	**ISR24-80V**	**ISTR24-80V**	**–**	**–**
	• Automatic Battery Voltage selected • Automatic zero-ing after charge is finished • Flashing LED's indication when battery needs charging • Relay output when battery reaches low level 1.73V/cell • Dimensions: 53 x 32mm (rectangle type) Ø 57mm (round type)			Panel cutout: 52mm Ø 12VDC: 8-16VDC 24VDC: 16-32VDC	99999.9 Hour Counter

©ACDC Dynamics

BATTERY CHARGERS

DF1773 & TC-2420



Domestic Enclosed Type *(Standard supply voltage 230VAC)*

Code	Description	Amps	Battery Volts	Size (mm) W x H x D
DF1773	Man Charger	10A	12 or 24V	280 x 200 x 122
TC-2420	Man/Auto Charger	20A	12 or 24V	220 x 200 x 150



THOR 650



THOR 350

Heavy Duty Manual Battery Chargers - Dual Voltage

Code	Battery Volts	Rated Amps	Charge Current			Battery Size
			Slow	Fast	Boost	
THOR 320	12V	17A	7.5A	25A	180A	120/140Ah
	24V	14A	7.5A	20A	160A	
THOR 450	12V	33A	8.5A	57A	290A	140/160Ah
	24V	37A	11A	63A	220A	
THOR 650	12V	55A	15A	80A	400A	160/180Ah
	24V	56A	15A	90A	380A	

Heavy Duty Microprocessor Controlled Battery Charger - Dual Voltage

THOR 350	12V	23A	5A	40A	180A	120/140Ah
	24V	23A	5A	40A	160A	

- Jump Start not to exceed 5 sec
- Supply Voltage 230VAC
- Slow/Fast/Boost charging
- Ammeter
- Overheat protection
- Reverse Polarity protection
- Fan cooling on **THOR 350**
- Protection fuses



SMC-1204T



SMC-1205Z



SMC-1206

Automatic Battery Chargers

Code	Output Voltage	Charging Current	Battery Size
SMC-1204T	12V	4A/12A	14-175Ah
SMC-1205Z	12V	8A/20A	35-250Ah
SMC-1206	12V	16A/30A	35-250Ah

Features

- Fully automatic with micro-processor control, High frequency switch mode technology
- Short circuit, Reverse polarity and Overload protection
- Suitable for all GEL, AGM, VRLA, Deep cycle and Lead-acid batteries



HF0220



HF0210DV

Automatic Intelligent Battery Chargers

Code	Input Volts	Output Volts	Charging Current	Mode	Display
HF0210DV	230VAC	12/24VDC	2/6/10A	Auto Intelligent	LED
HF0220	230VAC	12VDC	2/10/20A	Auto Intelligent	LED

Micro processor controlled with intelligent multi stage charging mode.
Fast and slow charging option. Short circuit, reverse polarity, overload, overheating and spark protected.





Three-Step Battery Chargers 40W Plug-in Type - 100-240VAC

Code	Output Voltage	Charging current	Voltage	
			Absorption	Trickle
111-06152-130	12V	1.5A	14.7V	13.8V
111-06272-131	6/12V	2.7A	7.3 / 14.7V	6.9/13.8V
111-12152-130	24V	1.5A	29.4V	27.6V

Charger outputs constant charge current until charge voltage climb to the absorption voltage. The charge voltage is held constant for 120min, allowing the charge current to decay to a small trickle current. The charge voltage falls to trickle level, charging the battery with a small trickle current to maintain the charge.

Desktop Lead-Acid Battery Charger - 100-240VAC

161-06802-130	12V	8A	14.7V	13.8V
161-12502-130	24V	5A	29.4V	27.6V

- Use with wheel chairs or golf carts
- LED indication of the State of charge, possible connection problems, battery deep discharge

©ACDC Dynamics

SMART BATTERY CHARGERS

NEW



F3500



F6000



F15000



F26000

Smart Battery Chargers - The Series with multi stage charging functionality to maintain and charge **Lead-acid, AGM and Lithium Batteries.**

Code	Output Voltage	Charging Current	Battery Size
F3500	6/12VDC	3.5A	up to 60Ah
F6000	6/12VDC	6.0A	up to 120Ah
F15000	6V/12V/24VDC	15.0A/ 15.0A / 8.0A	up to 250Ah
F26000	6V/12V/24VDC	24.0A / 26.0A / 13.0A	up to 400Ah

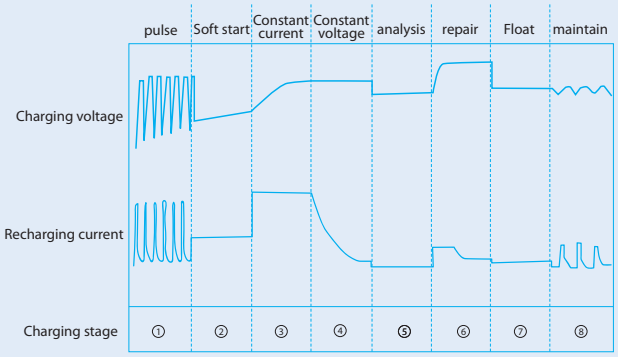

8 Stage Charging

Features

- Smart 8-Stage Charging Algorythm
- Battery Reconditioning Function
- Automatic Detection of Non-Rechargeable Batteries
- Protection: reverse connection, overheating protection, short circuit protection, overcharging protection



High Frequency Battery Chargers - 230VAC

Code	Output Voltage	Charging Current	Display
HFG4DVD	6/12VDC	2 / 4A	LED
HFG7DVD-24	12/24VDC	7 / 3.5A	Digital

- Micro processor controlled with intelligent multi-stage charging.
- Short circuit, reverse polarity, overload, overheating and spark protected.



Multi Stage Battery Chargers - 190-265VAC

Code	Output Voltage	Charging Current	Display
ENC1210	12VDC	10A	LED
ENC1220	12VDC	20A	LED
ENC2405	24VDC	5A	LED
ENC2410	24VDC	10A	LED

- Automatic 3-Stage Charging: Constant Current / Contant Voltage / Float Charge
- Automatic temperature Compensation
- LED Charge Status Indication
- Protection - Over Charging, Short Circuit, Over Heating, Reverse Polarity



7 Stage Battery Chargers - 190-265VAC

Gel / AGM / Flooded / Lithium (selectable)

Code	Output Voltage	Charging Current	Display
EBC1210	12VDC	10A	Digital
EBC1220	12VDC	20A	Digital
EBC1240	12VDC	40A	Digital
EBC1250	12VDC	50A	Digital
EBC2405	24VDC	4A	Digital
EBC2410	24VDC	10A	Digital
EBC2420	24VDC	20A	Digital
EBC2425	24VDC	25A	Digital

- LED Digital Display: Battery Voltage, Charge Current, Charging Stage Indication
- 7-Stage Automatic Charging: De-sulphation / Soft Start / Constant Current / Constant Voltage / Battery Test / Reconditioning / Float Charge
- Internal temperature compensation
- Protection - Over Charging, Short Circuit, Over Heating, Reverse Polarity

©ACDC Dynamics

PRECISION WATERPROOF BATTERY CHARGERS IP65

Blue Smart Charger, c/w Bluetooth









Code	BSC-12/4	BSC-12/7	BSC-12/10	BSC-12/15	BSC-24/5	BSC-24/8	BSC-24/B
Supply Voltage	200 - 265VAC	180 - 265VAC	180 - 265VAC	180 - 265VAC	180 - 265VAC	180 - 265VAC	180 - 265VAC
Charging Current	4A/0.8A	7A	10A	15A	5A	8A	13A
Battery Capacity	20-50Ah	20-70Ah	30-100Ah	50-150Ah	20-50Ah	30-80Ah	50-130Ah
Dimensions	45 x 81 x 182mm	47 x 95 x 190mm	60 x 105 x 190mm	60 x 105 x 190mm	47 x 95 x 190mm	60 x 105 x 190mm	75 x 140 x 240mm

- Display the status of your charger and battery and even control the functions of your charger using the VictronConnect App
- DC connector: Clamps, Ring Lugs
- Water, dust & chemical resistant
- Seven step smart charge algorithm
- Recovery of fully discharged batteries
- Automatic power supply function
- Automatic compensation for high or low temperature
- Low power mode for smaller batteries
- Li-ion battery mode



VictronConnect App

Victron Blue Smart Charger Accessories NEW








Code	BSC-CC*	BSC-BIM8	BSC-12VCL	BSC-BIP	BSC-RB	BSC-WM
Description	Carry case for blue smart IP65 charger and accessories	Battery indicator eyelet M8	12V cigarette lighter plug	Battery indicator panel	Rubber bumper for blue smart IP65 charger	Wall mount for blue smart IP65 charger

*Carry case only: no charger and accessories included

victron energy



Blue Smart High Efficiency Adaptive Chargers IP22

Code	BSC-IP22-12/20	BSC-IP22-12/30	BSC-IP22-24/12	BSC-IP22-24/15
Supply Voltage	180 - 265VAC	180 - 265VAC	180 - 265VAC	180 - 265VAC
Charging Voltage	12VDC	12VDC	24VDC	24VDC
Charging Current	20A	30A	12A	15A
Night / Low	5A	8A	3A	4A
Dimensions (mm)	235 x 1208 x 65	235 x 1208 x 65	235 x 1208 x 65	235 x 1208 x 65

- Display the status of your charger and battery and even control the functions of the charger using the VictronConnect App
- Micro-processor controlled, 6 stage adaptive charging algorithms: Test, Bulk, Absorption, Recondition, Float, Storage
- Charging is automatically adapted to battery usage conditions
- Also charges LifePO$_4$ batteries
- LED status indication
- Protected against overheating
- Night / Low charge modes (charging current reduced to 25% of nominal)

VictronConnect App



victron energy



Skylla Universal Input Voltage Chargers IP21

Code	SC-TG-24/30	SC-TG-24/50	SC-I-24/80	SC-I-24/100
Supply Voltage	90-265VAC / 90-400VDC	90-265VAC / 90-400VDC	90-265VAC / 90-400VDC	90-265VAC / 90-400VDC
Charging Voltage	24VDC	24VDC	24VDC	24VDC
Charging Current	30A	50A	80A	100A
Charge Algorythm	3 Stage	3 Stage	7 Stage	7 Stage
Battery Capacity	150-300Ah	250-500Ah	400-800Ah	500-1000Ah
Dimensions (mm)	365 x 250 x 147	366 x 250 x 147	402 x 250 x 140	403 x 250 x 140

- 2 Isolated outputs to charge 2 battery banks, the second output is limited to 4A
- **SC-I** series can be synchronised in parallel charging mode by interconnecting via RJ45
- Fitted with battery temperature / voltage charging level compensation
- Battery voltage sensing to compensate for cable resistance
- Can be used as a power supply
- Auto storage mode enabled when battery not subjected to discharge

©ACDC Dynamics

NEW

SMALL DC UPS



ECO-32700



NPS8012

Mini DC UPS - Ideal power source for various digital devices during power outages

Code	ECO-32700	NPS8012
Input		
AC Input Voltage	100-240VAC@50Hz	100-240VAC
DC Output		
Output	5VDC/2A, 9VDC/1A, 12VDC/1A	48VDC/2A, 12VDC/8A
USB Output	1 x 5VDC/2A	1 x 5VDC/2A
POE Output	24VDC/0,5A	24/48VDC/1A (30W)
Rated Power	18W	100W
Battery		
Capacity	8000mAh LiFePO4	4 x 6000mAh LiFePO4
Cycle life	1000 Cycles	1000 Cycles
Size (mm)	160 x 105 x 28	258 x 226 x 49

- With multiple DC outputs
- Intelligent circuit design with over-charging, over-discharging and short circuit protections
- High-capacity LiFePO4 batteries
- Suitable for use with WIFI routers, CCTV, cameras, POS devices, etc.

LINE INTERACTIVE UPS



Line-Interactive Modified Sine Wave UPS - Compact c/w Battery

Code	Watts	VA	Size (mm)	Standby Time	No. of Batteries
D-650	390	650	145 x 320 x 65	5-10min	1
D-800	480	800	145 x 320 x 65	5-10min	1
D-1000	600	1000	165 x 370 x 140	5-10min	2
D-1200	720	1200	165 x 370 x 140	5-10min	2
D-1500	900	1500	165 x 370 x 140	5-10min	2
UPS-2200D	1320	2200	165 x 370 x 140	5-10min	3

- Software CD (included)
- AVR Function. Auto volts regulator
- Over charge/discharge protection
- Overload and circuit protection
- LCD Display
- Full load backup time: 4mins
- Half load backup time: 16mins
- Wide input volts range: 140-275VAC
- Output voltage: 230VAC ± 10%
- Spare batteries 12V/7AH **SY1270**
- Spare Software CD: **D-UPSSOFT**

NEW

OTIMA II RACK/TOWER LINE INTERACTIVE UPS



- Highly Flexibility with Rack/Tower Mounting Design
- Pure Sine Wave Output
- User-Friendly & Easy to Shift LCD Display
- Output Power Factor 0.9
- Programmable Outlets: Connect to Non-Critical Loads
- Priority Output: Connect to Mission-Critical Loads
- ECO (Efficiency Corrective Optimizer) Operation for Energy Saving
- Very High Efficiency in Battery Mode
- USB & RS232 Port
- Hot-Swappable Battery Design

Code	OT-2-R/T-1.1K	OT-2-R/T-2K	OT-2-R/T-3K
Wattage	990W	1800W	2700W
kVA	1.1kVA	2kVA	3kVA
DC Volts	24VDC	48VDC	72VDC
Charge Current	1.5A	1.5A	1.5A
Battery (Included)	12V / 9Ah x 2	12V / 9Ah x 4	12V / 9Ah x 6
Replacement Battery Code	**SY1290**	**SY1290**	**SY1290**
Size (mm) WxDxH	410 x 438 x 88	510 x 438 x 88	630 x 438 x 88
Weight	13.4kg	21.5kg	29.3kg

©ACDC Dynamics

NEW

GALLEON ONE RACK/TOWER LIFEP04 ONLINE UPS



- High Flexibility with Rack/Tower Mounting Design
- Built-in LiFePO4 Battery
- True Double Conversion
- ≥0.99 Output Power Factor
- Frequency Converter Mode
- Generator Compatible
- Fast Battery Recharge Time
- Low THDi
- Long Battery Life:> 2000 Cycles
- Built-in protection circuit in battery pack
- Energy Saving Eco Mode

Code	G1-1000RTLI	G1-1500RTLI	G1-2000RTLI	G1-3000RTLI
Wattage	900W	1350W	1800W	2700W
kVA	1 kVA	1.5kVA	2kVA	3kVA
Charge Current	1 - 8A (Adjustable)			
Battery Included	25.6V / 7.5Ah LiFePO4	48VDC / 5Ah LiFePO4	76.8 VDC/2.5 Ah x 2 LiFePO4	76.8V / 2.5Ah x 3 LiFePO4
Replacement Battery Code	**G1-RTLI-25.6V-7.5AH**	**G1-RTLI-48V-5AH**	**G1-RTLI-76.8V-2.5AH**	
Size W x D x H	410 x 438 x 88mm		510 x 438 x 88mm	630 x 438 x 88mm
Weight	10,8kg	11,6kg	14,4kg	20,5kg

NEW

DTH11-R SERIES TOWER/RACK MOUNT ONLINE UPS



- c/w 2U Base Stand and Local Monitoring Software (Optional Rack mounting Brackets to be ordered separately)
- Double conversion online design
- Output power factor 1
- 1 Phase input,1 Phase output
- Communication interface RS232,USB
- Emergency Power Off Function (EPO)
- Hot swappable battery design for 1-3kVA
- ECO mode for energy saving
- Adjustable charging current
- The comprehensive display allows easy monitoring
- Generator input compatible

Code	DTH11-1KR	DTH11-2KR	DTH11-3KR	DTH11-6KRL	DTH11-10KRL
Wattage	1000W	2000W	3000W	6000W	10000W
kVA	1kVA	2kVA	3kVA	6kVA	10kVA
DC Volts	24V	48V	72V	192V	192V
Charge Current	1A	1-4A	1-4A	1-12A	1-12A
Battery	12/7Ah x 2	12/7Ah x 4	12/7Ah x 6	12/7Ah x 16 (not included)	12/7Ah x 16 (not included)
Internal Battery Included	Yes	Yes	Yes	No (See Optional Battery Boxes)	No (See Optional Battery Boxes)
Replacement Battery Code	**SY1270**	**SY1270**	**SY1270**	**SY1270**	**SY1270**
Size W x D x H	440 x 380 x 88mm	440 x 450 x 88mm	440 x 600 x 88mm	440 x 470 x 88mm	440 x 470 x 88mm
Weight	11.6kg	15.5kg	24.2kg	12kg	12kg



DTH11-2U



DTH11-RMB



DTH11-SNMP

Optional Battery Boxes for 6-10kA

Code	DTH11-2U	DTH11-4U
Form Factor	2U	4U
Battery Type	12/7Ah	12/7Ah
Battery Number	16pcs (not incl)	20pcs (not incl)
Size W x D x H	440 x 670 x 88mm	440 x 470 x 176mm

Accessories

Code	Description
DTH11-RMB	Optional Rack Mounting Bracket
DTH11-SNMP	SNMP Card

See page 3.25 for Battery Back-up Time Guidance

©ACDC Dynamics

NEW

GALLEON ONE RT 1-10K RACK/TOWER MOUNT ONLINE UPS



- High Flexibility with Rack/Tower Mounting Design
- True Double-Conversion
- Output Power Factor 1
- 50Hz/60Hz Frequency Converter Mode
- Programmable Outlets: Connect to Non-Critical Loads (1-3kVA)
- Priority Output: Connect to Mission-Critical Loads (1-3kVA)
- Emergency Power Off Function (EPO)
- Hot Swappable Battery Design
- ECO mode for Energy Saving
- Low Input THDi
- Adjustable Charging Current via LCD Panel (6-10kVA)
- Smart Battery Charger Design
- Generator Compatible

Code	G1-RT1000L	G1-RT1500L	G1-RT2000L	G1-RT3000L	G1-RT6000L	G1-RT10000L
Wattage	1000W	1500W	2000W	3000W	6000W	10000W
kVA	1kVA	1.5kVA	2kVA	3kVA	6kVA	10kVA
DC Volts	24VDC	48VDC	48VDC	72VDC	240VDC	240VDC
Charge Current	2-12A	2-12A	2-12A	2-8A	4A	4A
Battery	12V / 9Ah x 2	12V / 7Ah x 4	12V / 9Ah x 4	12V / 9Ah x 6	12V / 7Ah x 20 (not included)	12V / 9Ah x 20 (not included)
Internal Battery Included	Yes	Yes	Yes	Yes	No (See Optional Battery Boxes)	
Replacement Battery Code	**SY1290**	**SY1270**	**SY1290**	**SY1290**	**SY1270**	**SY1290**
Size (mm) WxDxH	410 x 438 x 88	410 x 438 x 88	510 x 438 x 88	630 x 438 x 88	610 x 438 x 88	610 x 438 x 88
Weight	6.6kg	7.8kg	8.1kg	12.4kg	17kg	20kg



G1-RT10K-BP-3U

Optional Battery Boxes for Galleon ONE RT Online UPS 6-10kVA

Code	G1-RT10K-BP-3U*
Form Factor	3U
UPS Model	6-10kVA
Battery Type	12V / 7-9Ah
Battery Number	20 pcs (not included)
Size (mm) WxDxH	600 x 438 x 133 [3U]
Weight	Up to 63kg

*Empty battery boxes: Batteries to be ordered separately (see page 5.36).
See page 3.25 for Battery Back-up Time Guidance

NEW

KR-RM SERIES 10–40KVA CONFIGURABLE ONLINE UPS



- High Flexibility with Rack/Tower Mounting Design
- Adjustable Input & Output 3-3/3-1/1-1 for 10-20KVA and 3-3/3-1 for 30-40KVA
- Pure Sine Wave
- LCD Rotate Function for Rack or Tower Configuration
- Output Power Factor 0.9
- ECO Mode for Energy Saving & EPO Function (Emergency Power Off)
- High AC/AC Efficiency up to 96%
- RS485+EPO (RS232 + Dry contact, SNMP slot)
- Adjustable Charging Current

Code	KR10KVA-RM	KR20KVA-RM	KR30KVA-RM	KR40KVA-RM
Wattage	9000W	18000W	27000W	36000W
kVA	10kVA	20kVA	30kVA	40kVA
Phase	3/3, 3/1, 1/1	3/3, 3/1, 1/1	3/3, 3/1	3/3, 3/1
DC Volts	384VDC (288 - 480VDC)	384VDC (288 - 480VDC)	384VDC (288 - 480VDC)	384VDC (288 - 480VDC)
Charge Current	4A (1-10 settable)	4A (1-10 settable)	15A (1-20 settable)	15A (1-20 settable)
Size (mm)WxDxH	438 x 500 x 130 [3U]	438 x 500 x 130 [3U]	438 x 680 x 130 [3U]	438 x 680 x 130 (3U]
Battery* (Excl.)	32 pcs default (16 pcs x 2)	32 pcs default (16 pcs x 2)	32 pcs default (16 pcs x 2)	32 pcs default (16 pcs x 2)
Weight	50kg	50kg	85kg	85kg



Battery Boxes for KR-RM Series 10-40KVA Online UPS

Code	KR-RM-BP-3U*
Form Factor	3U
UPS Model	10KVA - 40KVA
Battery Type	12V / 7-9Ah
Battery Number	16pcs (not included)
Size (mm) WxDxH	438 x 500 x 130 [3U]

*Empty Battery Boxes: Batteries to be ordered separately (see page 5.36)
See page 3.25 for Battery Back-up Time Guidance

©ACDC Dynamics

NEW

HIGH FREQUENCY ONLINE UPS



Pure Sine Wave UPS - 400VAC Three Phase (IN) to Three Phase (OUT)
With Online Double Conversion

Code	kW	kVA	Size WxDxH (mm)	DC Voltage	Battery QTY AGM*
DTH33-40KL	40	40	425x780x1200	384V	32
DTH33-50KL	50	50	425x780x1200	384V	32
DTH33-80KL	80	80	425x780x1200	384V	32
DTH33-100KL	100	100	600x800x1600	384V	32

Applications:
Communication Centres, Financial Centres, Data Centres, Security and Industrial Control Systems

- Wide Input Range
- N+X Parallel Technology
- Automated Self Testing
- Generator Compatible
- Battery Number Configurable (30-34)
- Multifunction Touch Screen LCD Display
- Cold Start Function
- Energy Saving Eco-Mode
- PFC Technology input power factor ≥ 0.99
- Supports RS232/RS485 Communication

* Note: Batteries and Battery Boxes to be ordered separately. See page 3.25 & 5.36

NEW

LOW FREQUENCY ONLINE UPS



Pure Sine Wave UPS - 400VAC Three Phase (IN) to Three Phase (OUT)
With Online Double Conversion

Code	kW	kVA	Size WxDxH (mm)	DC Voltage	Battery QTY AGM*
HQ-3380	72	80	500 x 800 x 1600	384V	32
HQ-33100	90	100	700 x 800 x1800	384V	32
HQ-33120	108	120	700 x 800 x1800	384V	32
HQ-33160	144	160	700 x 800 x1800	384V	32
HQ-33200	180	200	1640x 850 x1950	384V	32

Applications:
Medical Equipment, Computer Equipment, Data Centres, Precision Instruments and Control Systems

- N+1 redundant cooling system
- Built-in manual maintenance bypass
- Output Isolation Transformer
- Automated Self Testing
- 7" Multilingual Color Touch screen display
- Supports RS232/RS485 Communication
- Uses phase locked loop technology alongside electronic static bypass switch
- Battery QTY can be adjusted (29 - 34)

* Note: Batteries and Battery Boxes to be ordered separately. See page 3.25 & 5.36

EXTERNAL BATTERY CABINET



C-Type Battery Cabinet, No Wheels

Model	Layer	Product Size (mm)	Battery Capacity	Quantity (Panasonic Size)
C-1B	1	280 x 190 x 220	24Ah/17Ah	2/3 PCs
C-2	1	470 x 390 x 310	17/24/38/65/100Ah	10/6/4/2/2 PCs
C-6	2	420 x 450 x 600	17/24/38/65/100Ah	20/16/12/6/6 PCs
C-12	3	780 x 455 x 900	17/24/38/65/100Ah	30/24/12/10 PCs
C-20	4	950 x 455 x 1190	24/38/65/100Ah	56/40/20/20 PCs
C-24	4	1150 x 455 x 1190	65AH/100Ah	24 PCs
C-32	4	780 x 880 x 1190	65AH/100Ah	32 PCs

A-Type Battery Cabinet, c/w Wheels

BAT-A4	2	420 x 450 x 670	17/24/38/65/100Ah	20/12/8/4/4 PCs
BAT-A8	2	760 x 450 x 770	17/24/38/65/100Ah	36/20/16/8/8 PCs
BAT-A16	4	780 x 455 x 1360	24/38/65/100Ah	32/32/16/16 PCs
BAT-A20	4	950 x 455 x 1360	24/38/65/100Ah	40/40/20/20 PCs

EXTERNAL BATTERIES FOR EXTENDED BACK-UP TIME

Power (VA)	1000	1500	2000	3000	6000	10000	10000	20000	30000	40000	50000	60000	80000	100000	120000	160000	200000
QTY Bat	2	4	4	6	20/16	20/16	32	32	32	32	32	32	32	32	32	32	32
Battery Capacity	Back-Up Time (Minutes)*																
7Ah	8	11	8	8	13/10	8/6	13	6	4	3	-	-	-	-	-	-	-
9Ah	10	14	10	10	17/13	10/8	17	8	6	4	-	-	-	-	-	-	-
12Ah	14	18	14	14	23/18	14/11	22	11	7	6	-	-	-	-	-	-	-
24Ah	28	37	28	28	46/36	28/22	44	22	15	11	-	-	-	-	-	-	-
35Ah	40	54	40	40	67/53	40/32	65	32	22	16	-	-	-	-	-	-	-
45Ah	52	69	52	52	86/68	52/41	83	41	28	21	16	13	-	-	-	-	-
65Ah	75	100	75	75	-	-	120	60	40	30	23	19	14	-	-	-	-
80Ah	92	123	92	92	-	-	147	74	49	37	29	24	18	14	-	-	-
100Ah	115	154	115	-	-	-	184	92	61	46	36	30	23	18	15	11	9
200Ah	-	-	-	-	-	-	-	-	123	92	-	-	46	36	30	23	18

** The above times are only a rough guide and could vary due to battery condition, environmental conditions and depth of discharge.*

©ACDC Dynamics

AUTOMATIC VOLTAGE REGULATORS (A.V.R)

Output of this mains stabiliser is regulated to within 1% for input -15% to +20% of nominal range



Constant Voltage Transformer (C.V.T.) - 230/230V*

Code	Max Output	Supply Connection	Load Connection	Back Up 1P CB	Dimensions (mm)	Weight (kg)
TE 300	1.3A	16A Plug	1 x 16A Socket	20A	260 x 188 x 360	17
TE 1000	4.3A	16A Plug	1 x 16A Socket	20A	260 x 188 x 360	31
TE 1500	6.5A	16A Plug	1 x 16A Socket	20A	330 x 350 x 400	44
TE 2000	8.7A	16A Plug	1 x 16A Socket	20A	330 x 350 x 400	50
TE 3000	13A	16A Plug	1 x 16A Socket	20A	330 x 350 x 400	68
TE 4000	17.4A	Terminals	2 x 16A Sockets	25A	370 x 426 x 450	78
TE 5000	21.7A	Terminals	2 x 16A Sockets	32A	370 x 426 x 450	100
TE 6000	26.1A	Terminals	Terminals	32A	420 x 460 x 600	120
TE 7000	30.4A	Terminals	Terminals	40A	420 x 460 x 600	135
TE 8000	34.8A	Terminals	Terminals	40A	420 x 460 x 600	150

*** Specify voltage when ordering. Other voltages made on request.**



Single Phase Voltage Regulator (Output load regulation 1% or 3% selectable) Digital display

Code	Output Amps	Output Connector	Size (mm)	Weight (kg)
SDC-1000VA	4.35A	Socket	230 x 120 x 150	6.2
SDC-1500VA	6.50A	Socket	260 x 140 x 170	7.3
SDC-2000VA	8.70A	Socket	260 x 140 x 170	7.9
SDC-3000VA	13A	Terminals	310 x 220 x 250	11
SDC-5000VA	21A	Terminals	310 x 220 x 250	13
SDC-8000VA	34A	Terminals	430 x 465 x 305	22
SDC-10KVA	43A	Terminals	430 x 465 x 305	27

Features

- Technology: servo motor type transformer
- Input Voltage: 140VAC - 260VAC
- Input Frequency: 50/60Hz
- Output Voltage: 230VAC
- Efficiency: 98%
- Display: LED display input voltage/output voltage
- Protection: High voltage protection
  Low voltage protection
  High temperature protection
  Overload protection
- Delay time protection
- Short circuit protection



E-Range



SR-Range

Single Phase Voltage Regulator with zero - cross switching technology - (Output regulation 5%)

Code	Output Amps	Output Connector	Size (mm)	Weight (kg)
E-600	1.3A	Socket	210 x 140 x 135	3.0kg
E-1200	2.6A	Socket	210 x 140 x 135	3.5kg
E-2400	5.2A	Socket	240 x 160 x 120	5.3kg

Single Phase Compact AVR (Output regulation 8%)

SR-500VA	2.1A	Socket	241 x 169 x 90	1.78kg
SR-1000VA	4.35A	Socket	241 x 169 x 90	4.3kg
SR-1500VA	6.50A	Socket	261 x 169 x 114	5.2kg

Features

- Relay type automatic voltage regulator
- Input Voltage range: 140VAC - 280VAC
- Input Frequency: 50/60Hz
- Output Voltage: 230VAC
- Efficiency: 98%
- Output accuracy: ±5%
- Protection: High/Low voltage protection
  High temperature protection
  Time delay protection
  Short circuit protection

©ACDC Dynamics

THREE PHASE VOLTAGE REGULATOR



3 Phase Voltage Regulator (Output Load Regulation 2%) - Input Volts ±15% 400V + N

Code	Capacity		Current (220V)	Current (380V)	Size W x D x H	Weight
	kVA	kW				
ARD-3010	10KVA	8KW	26A	15A	280 x 380 x 620	50kg
ARD-3015	15KVA	12KW	39A	22A	280 x 380 x 620	58kg
ARD-3020	20KVA	16KW	52A	30A	360 x 460 x 810	85kg
ARD-3030	30KVA	24KW	78A	45A	360 x 460 x 810	100kg
ARD-3045	45KVA	36KW	118A	68A	360 x 460 x 810	115kg
ARD-3060	60KVA	48KW	157A	91A	420 x 550 x 960	140kg
ARD-3080	80KVA	64KW	210A	121A	420 x 550 x 960	165kg
ARD-3100	100KVA	80KW	263A	152A	420 x 550 x 960	230kg
ARD-3120	120KVA	96KW	315A	182A	550 x 800 x 1700	620kg
ARD-3150	150KVA	120KW	394A	228A	550 x 800 x 1700	750kg

3 Phase Voltage Regulator (Output Load Regulation 2%) - Input Volts ±30% 400V + N

HRD-45KVA	45KVA	36kW	118A	68A	800 x 500 x 1000	240kg
HRD-60KVA	60KVA	48kW	157A	91A	800 x 500 x 1000	280kg
HRD-80KVA	80KVA	64kW	210A	121A	800 x 500 x 1000	320kg
HRD-120KVA	120KVA	96kW	315A	182A	550 x 800 x 1700	620kg
HRD-150KVA	150KVA	120kW	394A	228A	550 x 800 x 1700	750kg
HRD-200KVA	200KVA	160kW	530A	300A	550 x 800 x 1700	900kg



Specifications

- Output voltage range: ±1% ~ ±5% adjustable
- Output precision: standard ±2%
- Respond time: <0.042sec
- Overheat bypass: main coil temperature >130˚C, transfer to bypass automatically
- Protection: input low voltage/ output high voltage/ open-phase
- Energy saving function: auto power cut off without loading
- Efficiency: ≥98% (at full load)
- Output low/ high voltage/ open-phase voltage protection
  Isolated voltage detection circuit. Settable voltage protection points. Auto cut off for abnormal voltage output and audible alarm.
- Resists unbalanced current
  Double lap winding design. Even when phase loading is 50% unbalanced, voltage drop between wires will not happen

Features

- Low iron loss high magnetic intensity silicon steel, closed slots design
- High full groove ratio winding technique

ARD series is the most reliable AVR with magnetoelectric technology.
All these efforts make our AVR unique with lowest line loss and voltage drop. Moreover, compact size, light-weight, high efficiency and high reliability are their most significant characteristics. Non-contact design makes this AVR different to the traditional carbon brush or relay type AVR, without sparking/arc. We can say ARD series is the best voltage regulator for industrial usage.

15A VOLTAGE PROTECTION PLUG

No more damaged equipment due to "brown-outs" (low voltage). Protect your fridge and vital equipment now!

- Protects against over and undervoltage supply
- Protects against lightning
- Plugs into 15A socket outlet



VP15R



VP15G

Voltage Protection Plugs for home & office use

Code	Description
VP15R	15A Red Housing
VP15G	15A Grey Housing
VP10G	16A Grey Housing c/w Schuko plug and socket and 1m cable. *For export only*

Specifications

- Overvoltage – drop out: 253V – reset: 248V
- Undervoltage – drop out: At 190V, 3 sec delay @170V inst. off – reset: 195V
- Delay on reconnection: 180s
- Lightning protection: 6.5kA, (Vc = 750V)
- LED indicates supply connected
- Relay: 16Amps @ 230V

Normal Working: The relay is switched on and it supplies voltage to the output socket only if the input voltage is within safe limits. The green 'VOLTS OK' led is on. The input voltage is measured and the true RMS value is calculated. It is not just an average of the input voltage.

Over voltage protection: If the input voltage rises above 253V, the relay will switch off and the red 'HIGH VOLTS' led will come on. It will reset if the voltage drops below 248V.

Under voltage protection: If the input voltage drops below 190V the relay will stay on and the red 'LOW VOLTS' led will flash to indicate a momentarily low voltage. If the voltage doesn't recover after 3 seconds the relay will switch off and the 'LOW VOLTS' led will stay on. If the input voltage drops below 170V, the relay will switch off immediately without the 3 second delay and the 'LOW VOLTS' led will stay on. It will reset if the voltage rises above 195V.

Delay: When the unit is connected, it waits for 3 minutes (180 seconds) before switching the output on. Whenever it switches off (over or under volt) it will wait for 3 minutes before switching on again.

©ACDC Dynamics

VOLTAGE GUARDS AND SURGE LIMITERS

Micro processor designed voltage monitoring that safely disconnects sensitive electrical/electronic devices from dangerous voltage fluctuations. Reconnection is automatic when voltage has stabilised.

1-Phase
Includes protection against
- Spikes
- Surges
- Lightning







Code	FRIDGEGUARD-*	VOLTGUARD-*	AVS15-*
Nominal Voltage	230VAC	230VAC	230VAC
Current Rating	6A	7A	15A
Surge/Spike Amps	6.5kA	6.5kA	6.5kA
Response time under voltage	0.5s	0.5s	1s
High voltage disconnect (HVD)	—	255 - 265V	260V
High voltage re-connect	—	2V below HVD	3 - 7V below HVD
Low voltage disconnect (LVD)	180-190V	180-190V	185V
Low voltage re-connect	5V above LVD	5V above LVD	3 - 7V below HVD
Reconnect delay	3min	30s/3min	2 - 5min

* Add outlet type to code **R16** *(16A SA Plug)*, **SC** *(SCHUKO)*

1-Phase
Includes protection against
- Spikes
- Surges
- Lightning





VOLTAGE PROTECTION

- With Display



Code	NOTEBOOK-**	AVS30-MICRO	AVS30A
Nominal Voltage	85 - 265VAC	230VAC	220-240VAC
Current Rating	1A	30A	30A
Surge/Spike Amps	9kA	6.5kA	6.5kA
Response time under voltage	1s	0.5 - 10s	1s
High voltage disconnect (HVD)	265VAC	230 - 300V	210-270VAC (Def: 255VAC)
High voltage re-connect	255VAC	3-5V below HVD	5-10V below HVD
Low voltage disconnect (LVD)	85VAC	150-230V (PH-N)	120-200VAC (Def: 180VAC)
Low voltage re-connect	95VAC	3-5V above LVD	5-10V above LVD
Reconnect delay	10sec	10s - 10min	6s-2min

** Add to code **CL** = *Clover Leaf connector*, **F8** = *FIG8 connector*

3-Phase
Includes protection against
- Spikes
- Surges
- Lightning





Code	AVS3P-0	AVS303-37	AVS303-60
Nominal Voltage	230VAC(PH-N)	230VAC(PH-N)	230VAC(PH-N)
Current Rating	1xC/O Contact (16A)	37A	60A
Surge/Spike Amps	6.5kA	6.5kA	6.5kA
Response time under voltage	1s	1s	1s
High voltage disconnect (HVD)	230 - 300VAC (PH-N)	230 - 300VAC (PH-N)	230 - 300VAC (PH-N)
High voltage re-connect	4V below HVD	4V below HVD	4V below HVD
Low voltage disconnect (LVD)	150 - 230VAC (PH-N)	150 - 230VAC (PH-N)	150 - 230VAC (PH-N)
Low voltage re-connect	4V above LVD	4V above LVD	4V above LVD
Reconnect delay	10s-10min	10s-10min	10s-10min

©ACDC Dynamics

MOBILE POWER BACKUP SYSTEMS

Mobile Back-up - 230VAC single phase, to be used for home or office during power cuts. All-In-One Inverter / Charger / Auto Change Over / Trolley.

Input voltage 12VDC/230VAC
Earth leakage, Polarity Reverse, Over Voltage, Low Voltage, Overheat, Short Circuit Protection



Now includes battery capacity display


600-1000W


1500-3000W

Code - Modified (No Batt)	EPS-150B	EPS-300B	EPS-600B	EPS-1000B	EPS-1500B	EPS-2000B
Code - Pure Sine (No Batt)	**CPS-150B**	**CPS-300B**	**CPS-600B**	**CPS-1000B**	**CPS-1500B**	**CPS-2000B**
Constant Watts	150W	300W	600W	1000W	1500W	2000W
Peak Watts	300W	600W	1200W	2000W	3000W	4000W
Voltage	12VDC	12VDC	12VDC	12VDC	12VDC	12VDC
Charging Current	5A	5A	10A	10A	15A	15A
Space for Battery	1 x 65Ah	1 x 65Ah	1 x 102Ah	1 x 102Ah	1 x 102Ah	1 x 102Ah
Back-up time full load	2.5hrs	1.3hrs	1hrs	35min	25min	20min

Specifications

- Robust industrial wheels
- LED Display of battery and output status
- **EPS** & **CPS** models supplied without batteries.
- **EPS/CPS 150-300W** can accommodate 1 x 65AH battery (**SY12065**)
- **EPS/CPS 600W** and up can accommodate 1x 102AH Battery (**SY120102**)
- Batteries for **EPS/CPS** models to be ordered separately

NOTE - Battery back up times shown above are approximate and are calculated for 50% depth of discharge to prolong battery life. When fully charged, please unplug the unit if not in use (Please refer to the product manual for more details).

NEW

1 PH ENERGY STORAGE SYSTEM WITH TROLLEY

- UPS Function
- LCD Display of Battery Status and Working Mode
- **HYTR-1K-100AHL** includes a 100Ah LiFePO4 Battery
- **HYTR-1K 12VDC** is supplied without batteries. See page 5.36 for batteries.



Back-up Trolleys with Hybrid Inverter

Code	HYTR-1K-100AHL	HYTR-1K 12VDC
AC Outputs		
Rated Power	1000W	
Output Voltage	230VAC/50Hz	
AC Outlets	1 x 3-pin SA, 1 x Schuko, 1 x N-type Sockets	
Charging		
230VAC Adaptor	Built-in Charger (IEC Inlet)	
PV Input	75V / 625W max	
Battery		
Capacity	100Ah/1280Wh	Excl. Batteries
Voltage	12VDC	12VDC
General		
Dimensions	540 x 465 x 240mm	
Packages Includes	AC Input Cable	

- UPS Function
- LCD Display of battery status
- Supplied without batteries. See page 5.36 for batteries
- Battery type selectable: Lithium or Lead Acid
- No PV Input


BTR-1K 12VDC


BTR-2K 24VDC

Back-up Trolleys with Inverter Charger

Code	BTR-1K 12VDC	BTR-2K 24VDC
AC Outputs		
Rated Power	1000VA/600W	2000VA/1200W
Output Voltage	230VAC/50Hz	
AC Outlets	1 x 3-pin SA	
Battery/Charging		
Nominal Voltage	12VDC	24VDC
Battery Type	Lead Acid / Lithium	Lead Acid / Lithium
Charging Current	10A / 15A (Selectable)	7A / 10A (Selectable)
General		
Dimensions (Battery Box)	360 x 260 x 450mm	405 x 350 x 625mm
Packages Includes	AC Input Cable	

©ACDC Dynamics



4

ELECTRIC VEHICLE CHARGING

Drive into the future with our EV Charging solutions. Our advanced charging stations and accessories are designed to provide efficient and reliable charging for electric vehicles. Whether for residential, commercial, or public use, our EV charging solutions support the growing demand for sustainable and eco-friendly transportation.

NEW

DOMESTIC EV CHARGING - AC

Portable EV Chargers Mode 2

Makes it easy to charge anywhere. Just plug it into a wall socket, and adjust charging current. Conforms to IEC 62196-2 (Type 2) and the highest safety requirements. Complete with overcurrent and under / over voltage protection, grounding and surge protection.



Code	Description	Power Supply	Output Power	Connection Input	Connection Output
Q20-3.5kW-16A-1P	Plug-in EV Charger c/w LED Display (Wall-mounted,Portable)	230VAC 1 Phase	3.5kW (6-16A Adjust)	16A SA	Type 2 5m Cable
Q20-7kW-32A-1P	Plug-in EV Charger c/w LCD Display (Wall-mounted,Portable)	230VAC 1 Phase	7kW (6-32A Adjust)	32A 2P+E	Type 2 5m Cable

Kit include Plug holder + Hanger + Carry Bag

EV Smart Home Chargers Mode 3



NORA-7KW-1P-S

Code	Description	Power Supply	Output Power	Connection Input	Connection Output
NORA-7kW-1P-S	Plug-in EV Charger c/w LED Status Indication (Wall-mounted,Portable)	230VAC 1 Phase	7kW (up to 32A Adjust)	32A 2P+E	Type 2 Socket Outlet
NORA-7kW-1P-T5	Plug-in EV Charger c/w LED Status Indication (Wall-mounted,Portable)	230VAC 1 Phase	7kW (up to 32A Adjust)	32A 2P+E	Type 2 5m Tethered Cable

Kit include wall mounting bracket and hardware, 2 X RFID cards



NORA-7KW-1P-T5

Features

Stress-free Installation : Plug and Play. Plug into the CEE socket or hardwire connection without opening box.
Flexible Load Protection : Flexible setting of power to ensure load safety and prevent tripping
Smart Home Charging with APP (Full control of your wallbox with RAEDIAN App):

- Schedule Charging (Schedule off-peak charging to lower charging cost)
- InstaCharge (Start charging immediately at the maximum available current)
- Charging Record (Review and filter charging history,one tap to export record via email)
- Share Your Charger (One tap to share limited charging access with your family and friends)



Domestic EV Chargers - Mode 3



Code	Description	Power Supply	Output Power	Connection Type
NEO-7KW-1P-T5-S	Domestic EV charger -Wall mount, Tethered	230VAC 1 Phase	7kW (32A)	Type 2 c/w 5m Cable
NEO-7KW-1P-SS-S	Domestic EV charger -Wall mount with socket	230VAC 1 Phase	7kW (32A)	Type 2 Socket Outlet
NEO-11KW-3P-T5-S	Domestic EV charger -Wall mount, Tethered	400VAC 3 Phase	11kW (16A)	Type 2 c/w 5m Cable

- With a wiring backplate and one clip installed main body, and plug and charge commission-free setup, one electrician can complete the installation with ease.
- Integrated OLED Display will present device status, operation mode, energy delivered, meter value in plain sight, and error code if anything goes wrong, making diagnosis easy.
- Dynamic load management with full protection of electrical safety
- Built in Wifi / Bluetooth and RFID

NEW

COMPLETE CHARGING CABLES



Type 2 with Coiled Cable

Type 1 with Straight Cable

Type 2 Charging Cables - 5m Length

Code	Charger Side	Vehicle Side	Rated Current	Rated Voltage	Phase	Max Capacity
BS-CHC001*	Type 2	Type 2	16A	230VAC	1 phase	3.6kW
BS-CHC002	Type 2	Type 2	16A	400VAC	3 phase	11kW
BS-CHC003*	Type 2	Type 2	32A	230VAC	1 phase	7.2kW
BS-CHC004	Type 2	Type 2	32A	400VAC	3 phase	22kW
Type 2 to Type 1 Charging Cable - 5m Length						
BS-CHC007*	Type 2	Type 1	16A	230VAC	1 phase	3.6kW
BS-CHC008*	Type 2	Type 1	32A	230VAC	1 phase	7.2kW

*Add **-S** for coiled cable (up to 7.2kW only)

©ACDC Dynamics

NEW

JOINON EV CHARGING RANGE

JOINON Range Electric Vehicle Charging Wallbox I-CON IP55

I-CON wallboxes are the JOINON solution designed to be integrated into private and semi-public contexts in compliance with international standard IEC 61851-1. It stands out for its elegant and compact design, special "one-hand recharge" functionality, smart load management.

	GWJ 3002 A 	GWJ 3112 A 	GWJ 3004 R 	GWJ 3014 W 
Code c/w Socket	**GWJ 3002 A**	**GWJ 3102 A**	**GWJ 3004 R**	**GWJ 3004 W**
Code Tethered	**GWJ 3012 A**	**GWJ 3112 A**	**GWJ 3014R**	**GWJ 3014 W**
Charging Socket/Plug	Type 2	Type 2	Type 2	Type 2
Installation Type	Wall mounted (or floor with support)			
Rated Voltage	230V	230V	400V	400V
Maximum Current	32A	32A	32A	32A
Maximum Power	7.4kW	7.4kW	22kW	22kW
Human Interface	LED Indication	LED Indication	LED Indication	LED Indication
Charging Activation	Auto Start	Auto Start	RFID	RFID/APP
Connectivity	-	BLE(Setup app)	-	ETH/Router 4G
Communication	-	-	-	OCPP 1.6J

JOINON range electric vehicle charging I-ON IP55

I-ON (floor-mounting) and I-ON Wall (surface-mounting) charging stations are the JOINON solutions for public and semi-public access, designed to withstand impacts, stress, vandalism. The special hexagonal design allows the units to be adapted in any urban context and to any parking configuration.

				
Code	**GWJ 1003 R**	**GWJ 2103 R**	**GWJ 1003 W**	**GWJ 2103 W**
Charging Socket	2 x Type 2	2 x Type 2	2 x Type 2	2 x Type 2
Installation Type	Floor-mounted	Wall or Support mounting	Floor-mounted	Wall or Support mounting
Rated Voltage	400V	400V	400V	400V
Maximum Current	32A + 32A	32A + 32A	32A + 32A	32A + 32A
Maximum Power	22kW + 22kW	22kW + 22kW	22kW + 22kW	22kW + 22kW
Human Interface	TFT Display	TFT Display	TFT Display	TFT Display
Charging Activation	RFID	RFID	RFID or APP	RFID or APP
Connectivity	-	-	-	-
Communication	-	-	OCPP 1.6J	OCPP 1.6J

JOINON DLM-Dynamic Load Management Accessories				**JOINON Communication Accessories** 	
Code	**GWD 6812**	**GWD 6817**	**GWJ 8031**	**GWJ 8011**	**GWJ 8012**
Description	Single Phase Meter for DLM	3 Phase Meter for DLM	Site controller for DLM	JOINON Ethernet kit	JOINON Ethernet + 4G + antenna kit

JOINON Installation Accessories				
Code	**GWJ 8102**	**GWJ 8103**	**GW46551**	**GWJ 3004 W**
Description	I-CON Floor Support - Single Sided	I-CON Floor Support - Double Sided	I-ON pole support kit	I-ON ground fixing plate

©ACDC Dynamics

NEW

VIARIS EV CHARGERS

Viaris UNI IP54 - Private/Domestic AC EV Charger



App for managing the VIARIS UNI and VIARIS COMBI + Smart Charging Station from a Smartphone or tablet. Real-time display of grid or solar supply as well as instantaneous home and EV charging station consumption.





Code	OB94U220HA1	OB94U2COHA1
Charging Socket	Type 2 with 5m cable	Type 2 Outlet with Shutter
Installation Type	Wall Mounted	
Rated Voltage	230V	230V
Maximum Current	32A	32A
Maximum Power	7.4kW	7.4kW
Human Interface	LED and App	LED and App
Charging Activation	Touch or RFID or App	Touch or RFID or App
Communication Protocol	OCPP 1.6	OCPP 1.6
Communication	WiFi	

Viaris Combi + IP54 - Public/Commercial AC EV Charger

c/w Built-in Protection Equipment:
1) Overload and short-circuit protection (MCB) "C" curve
5) AC Residual-Current device (RCD) Type A
6) DC Residual -Current protection









Code	OB94P2209A2	OB94P2CO9A2	OB94P720HA2	OB94P7COHA2
Charging Socket	Type 2 with 5m cable	Type 2 Outlet with Shutter	Type 2 with 5m Cable	Type 2 Outlet with Shutter
Installation Type	Wall Mounting			
Rated Voltage	230V/1Phase	230V/1Phase	400V/3Phase	400V/3Phase
Maximum Current	32A	32A	3x32A	3x32A
Maximum Power	7.4kW	7.4kW	22kW	22kW
Human Interface	LED and App	LED and App	LED and App	LED and App
Charging Activation	Touch or RFID or App	Touch or RFID or App	Touch or RFID or App	Touch or RFID or App
Communication Protocol	OCPP 1.6	OCPP 1.6	OCPP 1.6	OCPP 1.6
Communication	WiFi/Ethernet/RS485 Modbus			

Features

- Charge power modulator to achieve the highest recharge in shortest possible time without exceeding the maximum installation capacity and depending on the instantaneous consumption of other electrical appliances.
- Multi-device function for power modulation of several chargers connected to the same power line of up to 100 amps per phase up to 3 chargers.
- DC current leakage detector for the protection of people against electrical risk.
- Compatible with VIARIS SOLAR for integration with PV power generation.
- WiFi communication for configuration and control from the VIARIS App.
- Control of schedules and limitation of consumption power to take advantage of electricity rates.

©ACDC Dynamics

NEW

VIARIS EV CHARGERS

Viaris City

Ideal for Electric Vehicle Charging with Type 2 connection up to 40kW as per IEC 62196-2. The Charger is able to supply information about the charging status and allows for all payment systems through the mobile APP Varis Combi, cards or other communication accessories. Compatible with OCPP protocol.



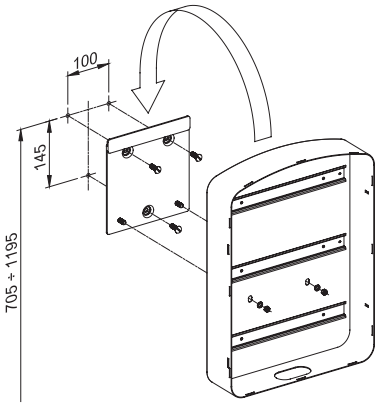

Wall Mount

c/w Built-in Protection Equipment

1) Overload and short-circuit protection (MCB) "C" curve
2) Protection against overvoltages (POP)
3) Protection against Transient overvoltage (SPD) Type 2 Class II
5) Residual Current Circuit Breaker (RCCB) type A

The mild steel casing on a Stainless Steel pole (optional) offers a high degree of protection from vandalism. The Orbis charger range has all the facilities to enable charging in both commercial and private applications.

For Charging Station operators the charger offers: Prepaid Systems through the mobile App Viaris Combi, RFID Cards and others. Information collection for statistical purposes is also possible. Different communication options enable easy integration into commercial charging systems. Units come with WiFi & Ethernet communications as standard.

*Note operation of the Web Services does have an annual cost.

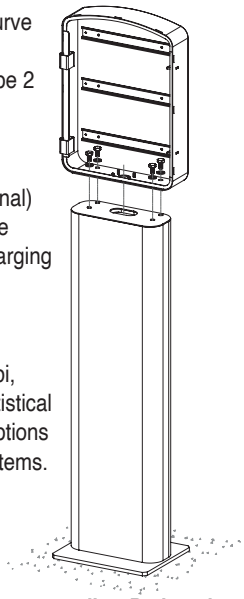

On floor-standing Pedestal
(to be ordered separately)

Code	Description	Power Supply	Output Power	Connection Type	Charge Mode
OB94T1116-1813	Public EV Charger. Wall Mounted. c/w 1 x Type 2 Outlet.	400VAC 3x16A, 3Phase	11kW	Type 2 no Cable	Mode 3
OB94T2232-1913	Public EV Charger. Wall Mounted. c/w 1 x Type 2 Outlet.	400VAC 3x32A, 3Phase	22kW	Type 2 no Cable	Mode 3
OB94T4363-201330	Public EV Charge. Wall Mounted. c/w 2 x Type 2 Outlets.	400VAC 3x63A, 3Phase	43kW/ 2 x 21.5kW	Type 2 no Cable	Mode 3

Accessories

Code	Description
OB940006	RFID Cards (Pack of 5)
OB940007	304 Stainless Steel floor stand textured finished in RAL 7035. Light Grey. Order stand separately.

NEW

AC CHARGING ACCESSORIES



Viaris Tester - EV Charger check tool to verify the charger by simulating the connection of an electric vehicle.Ensures correct operation of the charger before delivery to the customer

Code	Description
VIARIS TESTER	EV Charger Check Tool

Features

- Simulates the state of the vehicle (connected, disconnected, charging, etc.).
- Verifies phase presence and phase sequence.
- Fault simulator.
- Checking the electrical protections and grounding.
- Residual differential current test AC 30 mA (RCD).
- DC leakage current test 6 mA (RDC-DD).
- Valid for 13, 20, 32 and 64 A chargers.
- LED Display of status and measured values.

Viaris Solar

Allows the integration of **Viaris UNI** and **Viaris Combi** + Chargers in PV installation. Adaptable to any Single or Three phase PV installation with or without grid injection. It allows the selection of energy mix for EV charging.





Code	OB709800	OB709900
Description	Viaris Solar Single phase 100A	Viaris Solar Three Phase 3x80A

©ACDC Dynamics

NEW

COMMERCIAL EV CHARGING

	Public DC Charging IP54		Public AC Charger - Type 2	
c/w GPRS, Ethernet, Wifi, and RS485 Communication			c/w GPRS, Ethernet,Wifi, and RS485 Communication 	
Code	**SET450-100Y**	**SET450-40B**	**SET-AC22**	**SET380-AC22**
AC Input				
Input Power	50kW (±10%)	20kW (±10%)	22kW (±10%)	22kW (±10%)
Voltage	400VAC	400VAC	400VAC	400VAC
AC Output				
Output Power	22kW	-	2 x 11kW	22kW
Cable Type	Type 2	-	2 x Type 2 Sockets	2 x Type 2 Sockets
DC Output				
Output Power	50kW	20kW	-	-
Voltage Range	50-450VDC	50-450VDC	-	-
Cable Type	CHAdeMO / CCS2	CHAdeMO / CCS2	-	-
General				
Enclosure Protection	IK10	IK10	IP65	IP54
Charging Cable	5 Meter	5 Meter	2 x Type 2 Sockets	2 x Type 2 Sockets
Dimensions (WxHxD)	660 x 1750 x 660mm	940 x 640 x 480mm	1040 x 175 x 175mm	345 x 450 x 166
Display	7" LCD Touch Screen	7" LCD Touch Screen	LED Status Indicator	7" LCD
User Authentication	RFID and OCPP	RFID and OCPP	RFID and OCPP	RFID and OCPP

NEW

PORTABLE FAST CHARGERS

	20kW Mobile DC Fast Charger	30kW Mobile DC Fast Charger
		
Code	**SET450-40B-M**	**SET450-60B-M**
AC Input		
Input Rating	20kW (+-10%) /40A	30kW (+-10%) / 65A
Voltage	400VAC (+-10%) 3Phase	400VAC (+-10%) 3Phase
Frequency	50/60Hz +-10%	50/60Hz +-10%
Input Connector	63A CEE	125A CEE
DC Output		
Output Power	20KW	30kW (+-10%)
Voltage Range	50 - 500VDC	300 - 1000VDC
Cable Type	CCS2	CCS2
Dimensions (WxHxD)	650 x 450 x 260mm	610 x 600 x 410mm

©ACDC Dynamics



SOLAR

5

Harness the power of the sun with our Solar solutions. Our comprehensive range includes high-efficiency solar panels, inverters, and energy storage systems designed to maximize energy production and sustainability. Ideal for residential, commercial, and industrial applications, our solar products offer a reliable and eco-friendly alternative to traditional energy sources.

NEW

PORTABLE BACK-UP UNIT



YZY-300WY



YZY-1000WH

Economical Portable Power Station

Code	YZY-300WY	YZY-1000WH
AC Outputs		
Rated power	300W	1000W
Output voltage	230VAC (Pure sine wave)	
AC outlets	2 x 3-pin SA	
DC Outputs		
12VDC	4 x 2.1mm barrel (10A tot. load)	
USB Outputs	2 x USB-A (5V/2A)	4 x USB-A (5V/2A), 2 x USB-C
Charging		
230VAC Adapter	14.6V / 5A	14.6V / 10A
PV Input	18VDC / 50W max.	18VDC / 150W max.
Battery		
Capacity	256Wh	768Wh
Cycle life	≥600 cycles	
General Specifications		
Physical Dimensions	235 x 150 x 166mm	275 x 200 x 205mm
Package Includes	2 x LED Lamps c/w 3m cable, AC power adaptor	





DQ1208A500-1

Economical Portable Power Station

Code	DQ1208A500-1	DQ1208B1000-1
AC Outputs		
Rated power	500W	1000W
Output voltage	230VAC (Pure sine wave)	
AC outlets	2 x 3-pin SA	
DC Outputs		
12VDC	2 x 2.1mm barrel (1A tot. load)	
USB Outputs	2 x USB-A (5V/2A tot. load)	
Charging		
230VAC Adapter	14.6VDC / 4A	29.2VDC / 4A
PV Input	18VDC / 90W max.	36VDC / 180W max.
Battery		
Capacity	450Wh (12.8V 35Ah)	690Wh (25.6V 27Ah)
Cycle life	≥1000 cycles	
General Specifications		
Physical Dimensions	260 x 149 x 200mm	300 x 188 x 288mm
Package Includes	2x LED Lamps c/w 3m cable, AC power adaptor and Built in LED light	

ACCESSORIES



Ecoboxx Lamp

Code	ECO-LAMP-3W
Power Supply	3W
Supply Voltage	12VDC
Features	c/w DC Jack, Cable and On/Off Switch

NEW



PP-15/45-BK/R



XT60S-F-W

DC Connectors

Code	Description
PP-15/45-BK/R	Anderson Connector Set Red + Black - 50A
XT60S-F-W	Female XT60S DC Connector with Wire - 30A

Q

©ACDC Dynamics

NEW

PORTABLE BACK-UP UNIT



150W/160Wh



500W/500Wh

Portable Power Station - A versatile backup unit suitable for home back-up power and outdoor power source. It is compact and lightweight, with a handle that makes it portable

Code	PBU-MS-150	PBU-PS-500
AC Outputs		
Rated Power	150W	500W
Output voltage	230VAC (Modified sine wave)	230VAC (Pure sine wave)
AC outlets	1x 3-pin SA	1x 3-pin SA
DC Outputs		
12VDC	3x 2.1mm Barrel (10A tot. load)	2x 2.1mm Barrel (5A tot. load) 1x Car Charger Socket (10A max.)
USB Outputs	2x USB-A (5V/3.1A total load)	2x USB-A (5V/3.1A total load) 1x USB-A QC3.0 1x USB-C PD (5-20V/45W max.)
Charging		
230VAC Adapter	15VDC/30W	24VDC/72W
PV Input	13-22VDC/30W max. (1.4mm barrel)	11-26VDC/120W max. (Anderson)
Battery		
Type	Li-NMC	
Capacity	162Wh	505Wh
Cycle life	≥500 Cycles @80% DOD	≥500 Cycles @80% DOD
General Specifications		
Physical Dimensions	196 x 108 x 126mm / 1.6kg	300 x 200 x 193mm / 5.8kg
Package Includes	AC power adaptor, Car charging cable	AC power adaptor, car charging cable, Travel pouch

NEW



- Smart battery management system
- LCD status display showing input and output power and battery state of charge
- Long lasting portable power
- Multiple output ports for use with a wide variety of devices

Portable Power Station

Code	PBU-PS-1300
AC Outputs	
Rated Power	1300W
Output voltage	230VAC (Pure sine wave)
AC outlets	2 x 3-pin SA
DC Outputs	
12VDC	2 x 2.1mm Barrel (5A tot. load) 1 x Car Charger socket (10A max.)
USB Outputs	1 x USB-A (5V/3.1A) 2 x USB-A QC3.0 (5-9V/18W max.) 1 x USB-C PD (5-20V/60W max.)
Charging	
230VAC Adapter	24VDC/160W
PV Input (MPPT)	12-26VDC/250W max (Anderson)
Battery	
Type	LiFePO4
Capacity	1254Wh
Cycle life	≥2000 Cycles @80% DOD
General Specifications	
Physical Dimensions	430 x 243 x 240mm / 17.5kg
Package Includes	AC power adaptor, car charging cable, Travel pouch

NEW

ACCESSORIES



Portable Folding PV Panels

Code	SLP-P60W	SLP-P120W
Voc	23V	23V
Outputs	1 x Anderson: 18V (60W) 1 x USB-A QC: 5-12V (24W) 1 x USB-C PD: 5-15V (18W)	1 x Anderson: 18V (120W) 1 x USB-A QC: 5-12V (24W) 1 x USB-C PD: 5-15V (45W)
Folded Size	360 x 400 x 45mm	520 x 405 x 50mm
Open Size	1370 x 360 x 25mm	1755 x 520 x 25mm

©ACDC Dynamics

NEW

PORTABLE POWER STATIONS



BP-EB3A

- UPS Function
- Built-in Fast Charger
- Built-in LED light
- APP for Remote Monitoring



Monitoring & Control App

Portable Power Stations with UPS Function

Code	BP-EB3A
AC Outputs	
Rated power	600W
Output voltage	230VAC (Pure Sine wave)
AC outlets	1 x 3-Pin SA
DC Outputs	
12VDC	1 x 12V/10A DC Car Port/Cigarette Lighter 2 x 12V/10A DC Barre
USB Outputs	2 x 5V/3A USB-A I 1 x 100W Max USB-C I 1 x 15W Wireless Charging
Charging	
230VAC Adapter	Built-in Fast Charger (230VAC inlet)
PV Input (MPPT)	12-28VDC /200W Max MPPT Solar input 12V/24V 8A Car input
Battery	
Type	LiFePO4
Capacity	268Wh
Cycle life	≥2500 cycles
General Specifications	
Physical Dimensions	255 x 181 x 183mm
Package Includes	AC Input cable, Solar charging cable, User Manual, 1 x QC Card, 1 x Warranty Card



- LED Lighting with SOS function
- Built-in Fast Charger

Portable Power Stations with UPS function

Code	RS-500W-UPS	RS-800W-UPS
AC Outputs		
Rated power	500W	800W
Output voltage	230VAC (Pure Sine wave)	230VAC (Pure Sine wave)
AC outlets	2 x 3-Pin SA	2 x (3-Pin SA)
DC Outputs		
12VDC	3 x 12V/6A max Barrel Output	3 x 12V/6A max Barrel Output
USB Output	4 x USB-A (5V/3.3A) 1 x USB-C (5V- 12V/30W)	4 x USB-A (5V/3.3A) 1 x USB-C (5V- 12V/30W)
Charging		
230VAC Adapter	Built-in Fast Charger (230VAC/300W max)	230VAC/300W max
PV Input	-	-
Battery		
Type	LiFePO4	LiFePO4
Capacity	384Wh	640Wh
Cycle life	≥ 3000 cycles	≥ 3000 cycles
General Specifications		
Physical Dimensions	275 x 181 x 200mm	340 x 200 x 240mm
Package Includes	AC Power Cable, User manual	AC Power Cable, User manual



PBU-PS-P100

Bi-directional Portable Power Station with UPS Function

Code	PBU-PS-P1000
AC Outputs	
Rated power	1000W
Output voltage	230VAC (Pure Sine wave)
AC outlets	2 x 3-Pin SA
DC Outputs	
12VDC	1 x Car (Cigarette lighter) output (8.3A/100W)
USB Output	4 x USB-A (5V/2.4A tot.load) I 1 x USB-A QC (18W max.) 1 x USB-C PD (65W max.) I Wireless charging (15W max.)
Charging	
230VAC Adapter	Built-in Fast charger (IEC Inlet)
PV Input	12-30VDC/300W max.
Battery	
Capacity	1050Wh
Cycle life	≥2000 cycles
General Specifications	
Physical Dimensions	366 x 235 x 266mm
Package Includes	Solar input cables (Anderson and MC4), Car charging cable, AC input cable

©ACDC Dynamics

NEW

PORTABLE POWER STATIONS



PBU-300W-UPS



PBU-1000W-UPS

• With built-in LED Light



PBU-600W-UPS

Portable Power Station with UPS Function

Code	PBU-300W-UPS	PBU-600W-UPS	PBU-1000W-UPS
AC Outputs			
Rated Power	300W	600W	1000W
Output Voltage	230VAC (Pure Sine wave)	230VAC (Pure Sine wave)	230VAC (Pure Sine wave)
AC Outlets	1 x (3-Pin SA)	3 x (3-Pin SA)	2 x (3-Pin SA)
DC Outputs			
12VDC	12V/8.3A (100W max) Car Charger Socket/ Cigarette output x 1		12V/8.3A (100W max) Car Charger Socket/ Cigarette output x 1 DC 5521 output: 12V/5A x 2
USB Outputs	USB-A: 5V/2.1A x 2 (18W max) USB-C: PD30W x 2	USB-A: 5V/2.4A x 1 & QC18W x 1 USB-C: 5V/2.4A x 1 & PD65W x 1	USB-A: QC3.0/18W x 3 USB-C: PD100W x 1
Charging			
230VAC Adapter	230VAC (120W Charger)	230VAC (200W Charger)	230VAC (200W Charger)
PV Input	12V-30V/10A (110W max)	12V-30V/5A (200W)	12V-30V/12A (400W)
Battery			
Type	LiFePO4	LiFePO4	LiFePO4
Capacity	280Wh	560Wh	999Wh
Cycle Life	≥ 2000 cycles	≥ 2000 cycles	≥ 2000 cycles
General			
Specifications	245 x 220 x 160mm	463 x 289 x 366mm	328 x 221 x 263mm
Physical Dim.	1 x User Manual, 1 x Vehicle Charging Cable I 1 x AC Cable		1 x User Manual, 1 x Vehicle & Solar Charging Cable I AC Cable
Package Includes			



PBU-1500W/2000W

Trolley Type Power Stations with UPS Function

Code	PBU-1500W-UPS	PBU-2000W-UPS
AC Outputs		
Rated Power	1500W	2000W
Output Voltage	230VAC (Pure Sine wave)	230VAC (Pure Sine wave)
AC Outlets	3 x (3-Pin SA)	2 x (3-Pin SA)
DC Outputs		
12VDC	12V/8.3A (100Wmax) Car Charger Socket/ Cigarette output x 1 Wireless Charger Output x 1 (15W)	12V/8.3A (100Wmax) Car Charger Socket/ Cigarette output x 1 Wireless Charger Output x 1 (15W)
USB Output	USB-A: 5V/2.4A x 4 & QC18W x 2 USB-C: PD45W x 2 & PD100W x 1	USB-A: 5V/2.4A x 4 & QC18W x 2 USB-C: PD45W x 2 & PD100W x 1
Charging		
230VAC Adapter	230VAC (800W Charger)	230VAC (1500W Charger)
PV Input	10V-50V/12A (400W) 12V-24V (12A) Car port input	10V-50V/12A (400W) 12V-24V (12A) Car port input
Battery		
Type	LiFePO4	LiFePO4
Capacity	1440Wh	2160Wh
Cycle Life	≥ 2000 cycles	≥ 2000 cycles
General Specifications		
Physical Dim.	463 x 289 x 366mm	407.5 x 289 x 366mm
Package Includes	1 x User Manual, 1 x Vehicle Charging Cable I 1 x AC Cable	1 x User Manual, 1 x Vehicle Charging Cable I 1 x AC Cable

©ACDC Dynamics

NEW

SOLAR ENERGY STORAGE SYSTEM

- Pure Sine Wave 230VAC output
- MPPT solar input
- Programmable Charging & Load Priority
- Safe and reliable with smart fan control
- Real-time LCD display of device parameters and running status
- Input and output overload protection



ESS-1KW-LITHIUM
Mobile

Mobile Backup Units - LiFePO4 Battery

Code	ESS-1KW-LITHIUM	ESS-1.5KW-LITHIUM	ESS-2KW-LITHIUM	ESS-3KW-LITHIUM
AC Outputs				
Rated Power	1000W	1500W	2000W	3000W
Output voltage	230VAC (Pure sine wave)			
AC outlets	2x 3-pin SA			
DC outputs				
12VDC	2x 2.1mm barrel (4A tot. load)			
USB Outputs	2x USB-A (5V/2.4A tot. load), 2x USB-C (5V/3A, 9V/2A)			
Charging				
230VAC Adapter	Built-in Fast charger (IEC inlet)			
PV Input (MC4)	30-160VDC / 1000W max.		30-160VDC / 1500W max.	
Battery				
Capacity	1024Wh	1536Wh	2048Wh	3072Wh
Cycle life	≥2000 cycles			
General Specifications				
Physical Dimensions	430 x 215 x 500mm		430 x 215 x 600mm	
Package Includes	AC Input cord			

NEW

MOBILE BACK-UP SYSTEMS



ESS-3KW-2.56KWH
ESS-3KW-5.12KWH

ESS-1.5KW-1.28KWH

- Built-in offgrid solar inverter with lithium battery
- Built-in Fast Charger (AC & Solar charger)
- Pre-programmed system (Plug & Play)
- Large wheels to facilitate easy mobility
- Reliable with enhanced surge/ lightning protections
- Communication via USB/RS232
- Earth Leakage Breaker on the Output line

Trolley Type Power Stations with UPS Function

Code	ESS-1.5KW-1.28KWH	ESS-3KW-2.56KWH	ESS-3KW-5.12KWH
AC Outputs			
Rated power	1500W	3000W	3000W
Output voltage	230VAC (Pure Sine Wave)		
AC outlets	4 x 3-Pin SA		
DC Outputs			
12VDC	-	-	-
USB Outputs	2 x USB-A	3 x USB-A	3 x USB-A
Charging			
230VAC Adapter	Built-in Charger (50A max)	Built-in Charger (100A max)	
PV Input Voltage	30-85VDC I 960W (PWM)	30-115VDC I 1500W (MPPT)	
Battery			
Type	Lithium	Lithium	Lithium
Capacity	1280Wh	2560Wh	5210Wh
Cycle life	≥ 2500 cycles	≥ 2500 cycles	≥ 2500 cycles
General Specifications			
Dimensions	280 x 280 x 520mm	330 x 380 x 605mm	330 x 380 x 605mm
Package Includes	AC Power Cable	AC Power Cable	AC Power Cable

©ACDC Dynamics

NEW

PORTABLE POWER STATIONS

- Pure Sine Wave
- Compatible with Lithium, Lead-Acid and Gel Batteries.
- Built-In Solar-Charge Controllers.
- Overload/Short Circuit Protection.
- LCD Screen for Parameter Display.
- Easy Access to Battery Compartment.
- **Note: Battery to be ordered separately**





12VDC Trolley Type Power Stations - with UPS Function

Code	BTR-TB-600W 12VDC	BTR-TB-1200W 12VDC
AC Outputs		
Rated Power	600W	1200W
Output Voltage	230VAC I 50Hz	
AC Outlets	2 x 3-Pin SA	
DC Outputs		
12VDC	12V/5A Barrel Socket x 4	
USB Outputs	USB-A: 5V/1A x 2	
Charging		
Charger	Built-In 10A/120W	Built-In 30A/360W
PV Input	25VDC/ 256W MAX(PWM)	25VDC/384W MAX(PWM)
Battery		
Type	LiFePO4 / Lead-acid / Gel - 12VDC	
Space for Battery (Not Incl.)	12V/100Ah x 1	
Cycle life	Dependent on battery type installed	
General Specifications		
Physical Dimensions	440 x 220 x 467mm	

24VDC Trolley Type Power Stations - with UPS Function

Code	BTR-TB-2000W 24VDC	BTR-TB-3000W 24VDC
AC Outputs		
Rated Power	2000W	3000W
Output Voltage	230VAC I 50Hz	
AC Outlets	2 x 3-Pin SA	
DC Outputs		
12VDC	12V/5A Barrel Socket x 4	
USB Outputs	USB-A: 5V/1A x 2	
Charging		
Charger	Built-In 40A/960W	Built-In 40A/960W
PV Input	50VDC/1280W max (PMW)	130VDC/2048W max (MPPT)
Battery		
Type	LiFePO4 / Lead-Acid / Gel - 24VDC	
Space for Battery (Not Incl.)	24V/100Ah x 1 battery	12V/200Ah x 2 batteries
Cycle life	Dependent on battery type installed	
General Specifications		
Physical Dimensions	592 x 285 x 668mm	640 x 285 x 873mm



DPIL is ideal for Recreational Vehicles, Camping and Outdoor Projects and as Source of Backup Power during an Emergency. You can monitor the **DPIL** via a Smart Phone App (Gen-mate inside)



DPiL Power Station

Code	DP1000IL	DP2000IL
AC Outputs		
Rated power	1000W	2000W
Output voltage	230VAC (Pure sine wave)	
AC outlets	2x 3-pin SA	
DC Outputs		
12VDC	1x 2.5mm Barrel (6A tot. load) 1x Car Charger socket (10A max.)	
USB Outputs	2x USB-A (5V/2A) 2x USB-A (5V/1A)	
Charging		
230VAC Adapter	Built in Charger, IEC inlet	
PV Input	13-140VDC / 600W max.	
Battery		
Capacity	2048Wh	
Cycle life	≥2000 Cycles @80% DOD	
General Specifications		
Physical Dimensions	530 x 320 x 460mm / 34kg	530 x 320 x 460mm / 36kg
Package Includes	AC input cord, Solar input cable c/w MC4 connectors, Car charging cable	

©ACDC Dynamics

SOLAR POWERED DEVICES

	Solar Power Bank	Solar Lantern / Power Bank	Solar Lamp Torch	Solar Power Bank	Portable Solar Backpack LED Light
					
Code	**WAKA-LX2**	**SG-MYLAMP**	**WAKA-L-***	**WAKA-P-***	**HHB-GZD**
	• New design with 2 PV Panels integrated for Faster Charging • Wireless charging of compatible devices • Powerful LED Light • Long Battery Life • Weatherproof • Easy & Safe to use • USB Port for Charging Devices • Power Bank	• Perfect for Load Shedding • LED Brightness Control Feature • Hang Lantern Anywhere with the Hook • Lithium Power Bank • Solar Panel for Charging • Manual Charging via Handle • USB Output for Device • USB Charging Cable Incl.	• Patented Sunboost Technology • Highly Efficient Mono-Crystalline Solar Panel • SOS Beacon • 3 Light Levels * Add Body Colour to Code: ●**BK** (Black) ●**Y** (Yellow)	• Solar mobile phone or tablet charger with LED light • Large Lithium battery capacity • Water, dust and shock resistant *Add body colour to code: ●BK (Black/Blue), ●Y(Black/Yellow)	• Solar Panel charging / USB charging • LED Brightness adjustable to 3 levels • Hang on backpack to charge on the move • Alarm light - Flashing Blue & Red
Solar Panel	3W	0.5W	1W	1.8W Mono	3.5W/6V
Internal Battery	8000mAh	2200mAh	500mAh	10000mAh	3.7V/4500mAh
LED	45lm, 0.5W LED	120lm Super Bright LED	5 - 25lm LED	120lm, 1W LED	350lm (Max), 3.5W Max
Charging Time	±15hrs (Solar) ≥6hrs (USB)	3-4hrs (USB) Approx. 14hrs (Solar)	5-8hrs (Solar)	55hrs (Solar) ≥6hrs (USB)	≥ 3hrs (USB) Approx. 15hrs (Solar)
Working Time	58hrs (LED Only)	8hrs Full Brightness	10 - 40hrs	20hrs (LED Only)	Dependant on Mode: 4-12hrs
USB In/Out	5V/1A / 5V/2.1A	5V/1A	-	5V/2.1A	5V/2.1A
Includes	USB Cable & Carabiner	Crank Handle for Manual Charging	Handy Stand for Hands Free Use	c/w Cigarette Lighter function	-

SOLAR DC POWER KITS

	Solar Shed Light	Solar Torch	Solar Camp Light	Solar Light & Radio
- High Quality PV - Super Bright LED - Rechargeable Battery				
Code	**BSS-00107**	**BSS-00207**	**BSS-00213**	**BX-FD016-1F**
Battery Type	Lithium	Lithium	Lithium	4500mAh Lead Acid
Battery Life	7hrs full charge	6 / 24hrs full charge	5 / 11 / 66hrs full charge	High 7hrs / Low 22hrs
Lamp Power/Lumen	0.6W / 50lm	1.2 / 0.2W / 110/20lm	0.7W / 45lm	0.9W / 100lm
Accessories	Lamp Holder	Carry Holder, Cell Accessories	Cell Accessories	USB Port with 5 in 1 Charger, FM Radio
	Solar Lamp	**2 Solar Lamp Kit**	**4 Solar Lamp Kit**	**Solar Home Light**
- High Quality PV - Super Bright LED - Rechargeable Battery	Portable 	Portable 	Portable 	
Code	**MRD-401**	**MRD-401/2**	**MRD-401/4**	**BSS-00504S**
Battery Type	3.7V / 4400mAH Lithium	3.7V / 2000mAH Lithium / Lamp	3.7V / 2000mAH Lithium / Lamp	Lithium
Battery Life	7 - 8hrs Full brightness	3 - 4hrs Full brightness	3 - 4hrs Full brightness	72/18hrs full charge
Lamp Power/Lumen	1.7W / 120lm	1.7W / 120lm per lamp	1.7W / 120lm per lamp	0.6W / 50lm
Accessories	USB Cable, Mini USB	-	-	Cell Accessories

©ACDC Dynamics

SOLAR DC POWER KITS

- High Quality PV
- Super Bright LED
- Rechargeable Battery

	Solar Junior Light	Solar Home Light 2	Solar Home Light 4	Solar Camping Light
		 Spare Lamp- **SLL-L1515**	 Spare Lamp- **SLL-L1515**	NEW 
Code	**BSS-00314LH**	**BSS-00504LH**	**BSS-01004LH**	**RW-SCL-20**
Battery Type	Lithium	Lithium	Lithium	Lithium
Battery Life	7hrs full charge	8/ 4 hrs full charge	18/ 9 hrs full charge	High 2hrs / Low 6hrs
Lamp Power/Lumen	1.5W / 120lm	1.5W / 140lm	1.5W / 140lm	1W/80lm I 3W/210lm
Accessories	Cell Accessories	Cell Accessories	Cell Accessories	USBA to USBC cable (300mm)

- High Quality PV
- Super Bright LED
- Rechargeable Battery

	Solar Complete Home Kit		Portable Home Kit	Solar Carry Bag	Solar Backpack Charger
			4 Lamps  Cellphone not included		
Code	**JY-30**	**JY-60**	**MRD-426**	**CB-03**	**SC-17PRO**
Battery Type	Lead Acid	Lead Acid	Lithium	Li-Ion	Li-Ion Battery, 5V 500mAh
Battery Life	8 hrs full charge	8 hrs full charge	17hrs full charge	4hrs full charge	2hrs full charge
Lamp Power/Lumen	3W / 290lm	5W / 360lm	2W / 160lm	-	-
Accessories	DC Fan, Cell Accessories	15" TV, DC Fan, Cell Accessories	USB, Cell Charger	Mini Controller with 5V 500mA USB + LED Lights. Phone Connectors	4 Adaptors for Mobile Phone, for Ipod or Camera

- High Quality PV
- Super Bright LED
- Rechargeable Battery

	Solar Power Bank	Solar Powerpack 3.0	Inflatable LED Light	Solar Lantern/Torch	LED Solar Lantern
				Solar; USB; Mains 	
Code	**ES-130**	**BSS-00318**	**FNA-SL1533**	**SP-SCL01**	**SL33205**
Battery Type	Lithium, 3000mAh	Lithium	Li-Polymer (100mAh)	3.7V 600mAh	900mAh Lithium
Battery Life	Dependant on device	High: 4hrs, Low: 11hrs	High: 6hrs, Low: 12hrs	±6hrs with Full Charge	Up to 4hrs
Lamp Power/Lumen	-	1W	1W (90lm High)	2-5W	1.2W / 45lm
Accessories	iPhone/ iPod, Blackberry, Samsung	Cell Accessories	-	-	-

- High Quality PV
- Super Bright LED
- Rechargeable Battery

	LED Solar Lantern	Solar Lantern / Reading Light	NEW Solar LED Floodlight / Lantern		NEW Solar Portable Work Light IP65
		 USB	• Solar Charger • 3 Light Modes + Red & Blue Flash • 180° Rotatable Bracket 		
Code	**SP-CPL13A**	**IGLOW-1**	**CPL-PL-50W**	**CPL-PL-100W**	**SWL-50-7-12**
Battery Type	900mAh Lithium	3.7V 2200mAh Lithium Ion	3.7V, 5400mAh Li-ion	3.7V, 7200mAh Li-ion	3.2V/12000mAh LiFePO4
Battery Life	Up to 4hrs	6-8Hrs (Lantern) / 14Hrs (Reading)	Up to 6hrs	Up to 6hrs	12/24/48hrs (Dependant on Mode)
Lamp Power/Lumen	1.2W / 45lm	50-85lm (Lantern) / 45lm (Reading)	10W/580lm	15W/780lm	50W/650lm
Accessories	5V USB Output (No Cable)	5 in 1 Charging Cable Solar or AC Charging	5V/1A USB Input/Output Ports		5V/1A USB Input/Output Ports

©ACDC Dynamics

SOLAR SECURITY LIGHTING

- High Quality PV
- Rechargeable Battery
- Super Bright LED

	Flood Light IP44	Courtyard Light IP44	High Power Solar Light IP65	Spot Light IP44
			PIR 10m Detection & Timer 	
Code	**BSSJ12**	**BSSJ22**	**BSSDM02**	**BSSJ09**
Battery Type	Lead Acid	Lead Acid	Lithium 3.6V / 24000mAh	Lithium 3.7V / 2000mAh
Battery Life	8hrs (Fully charged)	6hrs (Fully charged)	24hrs(Fully charged)	Dependant on mode
Lamp Power/Lumen	1.8W / 180lm	3.5W / 378lm	18W / 1485lm	3.6W / 500lm
PV Panel	2.3W Polycrystalline	10W Polycrystalline	12W Polycrystalline	1.2W Polycrystalline
Features	PV Panel Holder	Mounting Kit	PIR, Day Night Sensor	Multiple Lighting Modes, PIR Motion Sensing, c/w Mounting Kit

- High Quality PV
- Rechargeable Battery
- Super Bright LED

	Flood Light IP65	Solar Flood Light	Solar Wall Flood Light IP65
	NEW 	NEW 	NEW PIR Motion Detection 
Code	**SFL203**	**SFL-S3W**	**SWL-20W**
Battery Type	Lithium 3.7V / 3000mAh	Lithium 7.4V / 2600mAh	Li-ion 3.7V / 4000MAh
Battery Life	Up to 10hrs (fully charged)	Up to 10Hrs (Fully charged)	Dependant on Mode
Lamp Power/Lumen	16W / 1600lm	25W / 2500lm	20W/2000lm
PV Panel	1W Polycrystalline	3W Polycrystalline	1W Mono-Crystalline
Features	PIR Motion Sensing, Light on for 30s when motion is detected	PIR Motion Sensing. Light ON for 30s when motion detected. Replaceable Battery	Multiple Lighting Modes, Horizontally & Vertically Adjustable LED

- High Quality PV
- Rechargeable Battery
- Super Bright LED

	Multifunction Flood Lights IP65		Multifunction Flood light
	• Built-in stand for portable use • PIR Motion Sensor 	180° PIR Motion Detection 6 - 8m Range 	NEW 
Code	**LD-SFL-5W**	**LD-SFL-10W**	**LD-SSL-8W**
Battery Type	Lithium 3.7V / 3000mAh	Lithium 7.4V/ 3000mAh	Li-ion 3.7V / 4000mAh
Battery Life	Dependant on Mode	Dependant on Mode	Dependent on Mode
Lamp Power/Lumen	5W / 500lm	10W / 1080lm	8W / 950lm
PV Panel	2.3W Polycrystalline	6W Polycrystalline	4.5W Monocrystalline
Features	2 Working Modes: Motion Sensing / Always on, PV & Light Panel independantly adjustable	4 Working Modes, PV & Light Panel independantly adjustable	120° PIR Motion Detection. Range: ≤ 8m Multiple Mounting Options(Sput or Integrated) I 2 Working modes. LED Lighting & PV Direction Adjustable

- Slim ABS Housing
- Replaceable Battery
- Optical Lens to focus light where it is needed

NEW

Eco Flood Lights with Remote Control IP65

Aluminium Body



Code	TK-03-20W	TK-03-60W	TK-03-100W	TK-03-200W	TK-03-300W
Battery Type	3.2V / 5Ah	3.2V / 10Ah	3.2V / 15Ah	3.2V / 20Ah	3.2V / 40Ah
Battery Life	Dependant on Mode	Dependant on Mode	Dependant on Mode	Dependant on Mode	Dependant on Mode
Lamp Power/Lumen	20W / 400lm	60W / 800lm	100W / 1200lm	200W / 1800lm	300W / 3200lm
PV Panel	6W Poly	10W Poly	15W Poly	20W Poly	40W Poly

©ACDC Dynamics

SOLAR PERIMETER LIGHTING

	Gutter/Wall Light IP44	LED Solar Wall Lights IP65		
- High Quality PV - Rechargeable Battery - Super Bright LED	Can be fixed to Gutter/Wall 	c/w Motion Sensor 	Sound Activated 	
Code	**SLL-02***	**RW-X12A**	**RW-X12B**	**FL-5-1**
Battery Type	1.2V 600mAh	3.7V / 800mAh	3.7V / 800mAh	Litium 3.7V / 2000mAh
Working Time	Up to 6hrs (Fully charged)	30sec (PIR Sensor)	Up to 8hrs (Fully charged)	Up to 36hrs (Fully charged)
Lamp Power / Lumen	0.2W / 21lm	1W/100lm	1W/100lm	0,5W / 20lm
PV Panel	0.2W Polycrystalline	PIR 0.55W Amorphous	0.55W Amorphous	1W Polycrystalline
Features	Can be fixed to Gutter/Wall *Add **/3** to code for 3 pack	PIR Motion Detector	Sound Activated	Built in day night switching

	Solar Alarm Light IP55	Solar Wall Light c/w Motion Sensor IP65		
- High Quality PV - Rechargeable Battery - Super Bright LED	NEW 	NEW 		
Code	**KW-SNLN**	**B72306-16W**	**LD-SWL-03W-CL-1**	**LSD-SWL-3.2W-B**
Battery Type	Lithium (3.7V/1200mAh)	Lithium 3.7V/2000mAh	Lithium 3.7V/1200mAh	Lithium 3.7V/2000mAh
Working Time	Dependant on mode	Up to 24hrs (Fully charged)	Dependant on Mode	Dependant on Mode
Lamp Power / Lumen	2W/60LM	16W / 700lm	1.5W / 200lm	3.2W / 400lm
PV Panel	0.8W Polysilicon	1.3W Polycrystalline	0.7W Polycrystalline	2.3W Monocrystalline
Features	PIR Motion Sensor (5-8m/125°) Siren (129dB), Flashing LED's	PIR Motion Sensing - 3-5m / 270° Easy Installation	2 Selectable working modes and back lighting onto wall	3 Selectable working modes and back lighting onto wall

	Solar Wall Light c/w Motion Sensor IP44		LED Solar Light IP54
- High Quality PV - Rechargeable Battery - Super Bright LED	NEW 	NEW 	NEW 
Code	**SWL-JX001-60**	**SWL-JX002-40**	**SOL01-1.2W**
Battery Type	Lithium 3.7V / 3000mAh	Lithium 3.7V / 1800mAh	Lithium 3.7V / 2200mAh
Working Time	6-8Hrs (Fully charged)	6-8Hrs (Fully charged)	40Hrs (Fully charged)
Lamp Power / Lumen	4.5W / 420lm	3.5W / 330lm	110lm
PV Panel	2.5W Polycrystalline	1W Polycrystalline	1.2W Monocrystalline
Features	PIR Motion Sensing: Light up at full brightness when motion is detected, Low brightness when no motion is detected. Back lighting onto wall.		PIR Motion Sensing, 2 Selectable Working Modes I Colour Temp. selection by DIP Switch (3000K / 4000K / 5000K / 5700K)

	Solar Motion Light IP65	LED Solar Light IP65		Solar Guard Light IP55
- High Quality PV - Rechargeable Battery - Super Bright LED	Top View  PIR 2m Detection & Timer			Pole Excluded 
Code	**ESL-08**	**LS48M-2**	**LS48M-5**	**BSS7CLPL**
Battery Type	Li-ion 3.7V/4000mAh	6.4V/1500mA	6.4V/3000mA	Lithium 11.1V/6000mAh
Working Time	40hrs (Dim) / 4hrs (Bright)	> 250 Motion Triggers	> 250 Motion Triggers	Up to 13hrs (Fully charged)
Lamp Power / Lumen	3W / 300lm	5W / 200lm	5W / 500lm	4W / 480lm
PV Panel	3W Polycrystalline	2W Amorphous	5W Monocrystalline	10W Polycrystalline
Features	PIR Sensor. Off in daytime. Bright light at night	Automatic day night switching Light on when motion detected		Day Night Sensor Wall or Pole Mounting

©ACDC Dynamics

NEW

SOLAR CAMERA SECURITY FLOODLIGHT



Solar WiFi Camera Light - 82 LED pcs I Daylight I Beam Angle 160°

Code	MJ-01W-100W
Camera Floodlight	
LED Power/Lumens	100W/800lm (fully charged)
Battery	3.2V / 12000MAh (LifePO4)
Camera	1080P HD with full Colour Night Vision
Dimensions - L x W x D (mm)	217 x 179 x 45
Solar Panel	
Solar Panel	5V/18W Polycrystalline
Dimensions - L x W x D (mm)	350 x 350 x 17

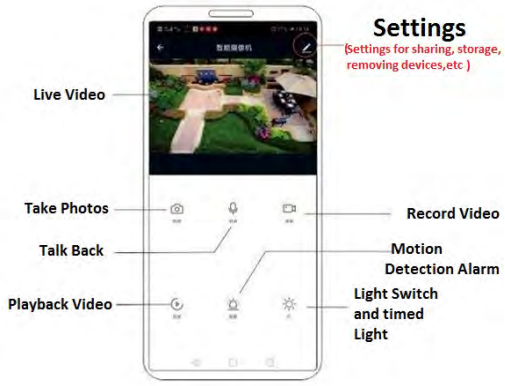

Functions

- Motion detection alarm, multi-angle adjustable
- Supports SD card (**not included**) & Cloud Storage (**subscription fee to be paid in app**)
- Supports Video Playback function & multiple remote viewers at the same time
- Remote Control for Lighting modes:
  1. Always On or 4hrs High Brightness + Motion Sensor
  2. Timer Function: 8H, 5H, 3H + Brightness Change + Auto on/off
  3. Manual Brightness Adjustment

App Control · WiFi Control · Remote Switching · Talk back microphone & speaker

Cloud Storage for Videos — Subscribe

works with amazon alexa

works with the Google Assistant

SOLAR LED BULKHEAD LIGHTS IP54





Solar Bulkheads - c/w Remote Control

Code	SL02-D-60W	SL02-D-100W
LED Power	60W	100W
Lumen	520-535lm	770-860lm
Colour Temperature	3000-6500K Adjustable	
Battery	3.2V/5000mAh	
PV Panel	6W	8W
Dimensions	Ø238 x 60mm	Ø280 x 64mm

- Remote Control - Time Control
  - Dimming
  - Colour Temperature
- c/w 5m cable for PV panel
- Working Time 10-12hrs (fully charged)

SOLAR LIGHTING ACCESSORIES

For use with light weight street lights

NEW





Code	ST-BR-POLE	ST-BR-WALL
Description	Pole mount for Light Weight Street Lights	Wall mount for Light Weight Street Lights
Spigot Size	Ø50mm	Ø50mm

Powder coated black.
Light fitting excluded.



Joints can rotate through 270°

LIT



Application

Code	JM-ZJ-01	JM-ZJ-02	JM-ZJ-03
Description	600mm fixed arm	1200mm hinged arm (2 x 600mm)	1800mm hinged arm (3 x 600mm)
Max Fitting Weight	32kg	14kg	14kg

©ACDC Dynamics

NEW

SOLAR ENERGY STORAGE LED LIGHTS

Solar Ceiling Lights IP54

- Pull Switch for working modes:
  * Low Light: 6-8 Hrs
  * High Light: 3-4 Hrs
  * Auto: Day and Night Switching

Optional Remote Control



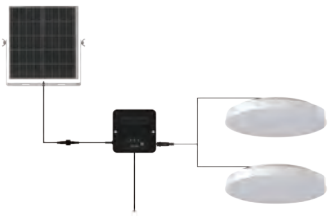

Code	RW-SCL-220	RW-SCL-300	RW-SCL-220/2
LED Wattage	6W	9W	6W x 2
LED Lumens	750 lm	1100 lm	750 lm x 2
Battery	6Ah 3.7V	9Ah 3.7V	12Ah 3.7V
Kit Includes:	Ceiling Light: Ø220mm Energy Box: 96*96*31mm Solar Panel: 6W,6V PV Input Power Cord: 5m Output Power Cord: 3m	Ceiling Light: Ø300mm Energy Box: 120*120*31mm Solar Panel: 12W,6V PV Input Power Cord: 5m Output Power Cord: 3m	Ceiling Lights: Ø220mm x 2 Energy Box: 120*120*31mm Solar Panel: 15W,6V PV Input Power Cord: 5m Output Power Cord: 3m x 2

Solar LED Linear Lights IP54 | Solar LED Strip Lights IP54 | Solar LED Bulb Lights IP54

- Pull Switch for working modes:
  * Low Light: 6-8 Hrs
  * High Light: 3-4 Hrs
  Auto: Day and Night Switching

Optional Remote Control

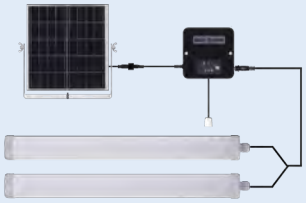

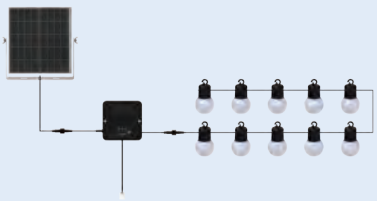

Code	RW-STL-0.6M/2	RW-SSL-5M	RW-STRING-5M
LED Wattage	6W x 2	3W	3W
LED Lumens	550 lm x 2	150 lm/5m	10lm x 10
Battery	12Ah 3.7V	2Ah 3.7V	2Ah 3.7V
Kit Includes:	Linear Light: Ø590mm x 2 Energy Box: 120*120*31mm Solar Panel: 15W,6V PV Input Power Cord: 5m Output Power Cord: 3m x 2	Strip Light: 5m Energy Box: 78*78*28mm Solar Panel: 3W,6V PV Input Power Cord: 5m Output Power Cord: 2.5m	String Light: 5m (10 LED bulbs) Energy Box: 78*78*28mm Solar Panel: 3W,6V PV Input Power Cord: 5m Output Power Cord: 2.5m

Accessories






Code	RW-KIT-USB	RW-KIT-IC	RW-KIT-OC	RW-KIT-RC
Description	Charging Cable With Connector (0.8 Meters)	PV Input Extension Cable With Connector (5 Meters)	Output Extension With Connector (Meters)	Optional Remote Control

DC APPLIANCES

	12VDC Fan	Solar Floor Standing Fan	Solar Desk Fan
		NEW 	NEW 
Code	SF-D6609	SF-FLOOR-15W	SF-DESK-15W
Power	10W / 12VDC	15W / 4400mAh	15W / 4400mAh
PV Panel	-	12W Polycrystalline	12W Polycrystalline
Size	9"	Ø370 x 420mm	Ø345 x 395mm
Features	3 Blades, 2 Speed	Can be charged using Solar or AC adapter Electronic speed control	Can be charged using Solar or AC adapter 3-speed with oscillation

©ACDC Dynamics

SOLAR GARDEN LIGHTS

NEW

	Solar Garden Spikes			Solar Underwater Light
				
Code	**TS-G0206-CW**	**TS-G2202-CCT**	**TS-S4205-RGB**	**TS-S4203-RGB**
Battery Type	Ni-Mh 1.2V 1200mAh	Lithium 3.7V 2000mAh	Lithium 3.7V 4000mAh	Lithium 3.7V 2000mAh
Working Time	6 hrs (Fully charged)	6-9hrs (Fully charged)	6-9hrs (Fully charged)	6-9hrs (Fully charged)
Lamp Power / Lumen	2W/180lm	4W / 300lm	4x3W	3x1W
PV Panel	1W Polycrystalline	2W Polycrystalline	5W Polycrystalline	2W Polycrystalline
Protection Rating	IP44	IP65	IP44 (PV) / IP65 (LED)	IP44 (PV) / IP68 (LED)
Features	2 selectable light levels: High, Low Adjustable Solar Panel	CCT Adjustable - 3000/4000/6000K	RGB Colour Changing	RGB Colour Changing

	Solar Pillar Light	Solar Wall / Pillar / Post Light	
		 JXL-SLL04-5W + JXL-SLL-POST  JXL-SLL04-5W + JXL-SLL-WALL  JXL-SLL04-5W + JXL-SLL-PILLAR	 JXL-SLL05-5W + JXL-SLL-POST  JXL-SLL05-5W + JXL-SLL-WALL  JXL-SLL05-5W + JXL-SLL-PILLAR
Code	**TS-S5306-CCT**	**JXL-SLL04-5W**	**JXL-SLL05-5W**
Battery Type	Lithium 3.7V 2000mAh	Lithium 3.7V 4400mAh	Lithium 3.7V 4400mAh
Working Time	6-8hrs (Fully charged)	Up to 12hrs	Up to 12hrs
Lamp Power / Lumen	2W/30lm	5W/500lm	5W/500lm
PV Panel	1.5W Polycrystalline	5W Monocrystalline	5W Polycrystalline
Protection Rating	IP65	IP65	IP65
Features	CCT Adjustable - 3000/4000/6000K Size: 130 x 130 x 40mm	CCT Adjustable - 3000/4000/6000K	CCT Adjustable - 3000/4000/6000K

Order mounting brackets or poles separately. Select the mounting bracket that suits your application:

Code	Description
JXL-SLL-PILLAR	Pillar mounting bracket
JXL-SLL-POST	Mounting pole
JXL-SLL-WALL	Wall mounting bracket

NEW



Solar Multifunction Umbrella

Code	Description
GH-52368A02	Size: +/- 2,8m x 2.4mm (H) Battery: 31200mAh USB Output: 5V I 2.VAA LED: Warm White Input: 12VDC I 2A

- Built-in LED Lighting
- Built-in Blutooth Speaker
- Charge your devices using the built-in USB

©ACDC Dynamics

LED SOLAR LAMPS

Solar Garden Spike IP44

- Batteries Included
- Height does not include spike







Code	RW-SF-03-2	RW-SF-03-4	RW-SLS004	E2009	CON-SOLAR
Size (mm)	455H x 120Ø	325H x 125Ø	360 x 115Ø	390H x 130Ø	1 Litre Consol Jar
Type	1 x LED	1 x LED	1 x LED	1 x LED	4 x LED
Batteries	1 x NiMh 600mAh	1 x NiMh 600mAh	1 x NiMh 600mAh	1 x NiMh 600mAh	2x1.2V 600mAh AAA
Material	Plastic	Plastic	Stainless Steel	Stainless Steel	Glass

Solar Garden Spike IP44

Flame Effect Torch Spike IP65

- Batteries Included
- Height does not include spike





3in1

With Mosquito Repeller
Lawn & Table Light





Code	RW-SLS002	RW-SLS003	SDBX115	SL-04M	BF-SGL-1W
Size (mm)	480H x 170Ø	365H x 125Ø	420H x 170Ø	510(H) x 110Ø	1000H x 137Ø
Type	1 x LED	1 x LED	1 x LED	1 x LED	Flame Effect LED 1W
Batteries	1 x NiMh 600mAh	1 x NiMh 600mAh	1 x NiMh 600mAh	Li-ion Battery 450mAh	1 x LiPO 2000mAh
Material	Stainless Steel	Stainless Steel	Stainless Steel	Stainless Steel	Lithium

Stainless Steel In-ground Series IP44

In-Ground IP68

Paving Lamp IP44

Batteries Included







Aluminium



Code	RW2LED-120	RW3LED-120	SDDM002	SDDM002-2	ZH-03-W	RW-SLR001
Size (mm)	120Ø x 35D	120Ø x 35D	125 x 125	125 x 125	Ø50 x 35	120Ø x 35D
Type	2 x White LED	3 x White LED	4 x White LED	RGB colour changing	1 x White LED	1 x LED
Batteries	1 x NiMh 600mAh	2 x NiMh 600mAh	1 x NiMh 600mAh	1 x NiMh 600mAh	1 x NiMh 350mAh	1 x NiMh 600mAh

Plastic Floating Lamps IP67

Plastic Spot Lamp IP67




- 6-8 Hours Normal Brightness
- Aluminium Body & Glass Lamp / Shade
- Auto Turn On / Off Dusk & Dawn

Solar Wall Light IP44



Solar Post Tops IP44



Code	RW-SLB003	RW-SLB002	Code	JY-0007-A	JY-0007-D
Size (mm)	120Ø	160Ø	Wattage	3W	3W
Type	2 x LED	2 x LED	Lumens	130lm	220lm
Batteries	1 x NiMh 600mAh	1 x NiMh 600mAh	Size	Ø260 x 400	Ø260 x 1750

©ACDC Dynamics

ALL-IN-ONE SOLAR POST-TOP LIGHT

- Note: Pole not included
- Easy Installation
- No cabling required
- Working Time: up to 12 hrs dependant on work mode
- Endurance: 2-3 Rainy Days









Code	05SL-SUNRAY-R30W	RW-S07A2-150W-CCT	RW-S07A2-250W-CCT	RW-S07F-600W-CCT
Solar Panel	25W Monocrystalline	12W Monocrystalline	20W Monocrystalline	25W Monocrystalline
LED Power/Lumen	20W/2000lm	6W/650lm	10W/1050lm	12W/1250lm
Colour Temperature	6000-6500K	Adjustable - 3000/4000/6000K	Adjustable -3000/4000/6000K	Adjustable - 3000/4000/6000K
Battery	3.2V /25Ah	3.2V,15Ah	3.2V,20Ah	3.2V,25Ah
Function	Day/Night Automatic+ Time Control+Remote Control	Day/Night Automatic+ Time Control+Remote Control	Day/Night Automatic+ Time Control+Remote Control	Day/Night Automatic+ Time Control+Remote Control
Size	Ø610 x 189mm	Ø420 x 125mm	Ø550 x 125mm	Ø610 x 95mm

Note: Pole not included



Solar Street / Post Top Light IP66

Code	EL-UBTA-40
Solar Panel	70W Monocrystalline
LED Power	40W/6800lm
Colour Temperature	5000k
Battery	12.8V /18AH LiFePO4
Control Mode	Time Control + PIR
Working Time	± 12hrs
Size - L x W x D (mm)	905 x 520 x 275

Features

- Auto on/off daylight sensor
- Easy to install and maintain
- Off-grid road-way lighting
- No trenching or cabling work
- Environment friendly

Solar Garden Lights with Built-in Day/Night Switching Function

Note: Supplied without batteries. Batteries to be ordered separately.











Code	SGL-A-3501	SGL-A-3502	SGL-A-3505	SGL-B-4001	SDGG307
Height	4m	4m	4m	4m	2.2m
Light Source	9W LED	9W LED	9W LED	2 x 9W LED	1.2W LED
Luminous Flux	800lm	800lm	800lm	2 x 800lm	80lm
Solar Panel	35W Monocrystalline	35W Monocrystalline	35W Monocrystalline	40W Monocrystalline	3.5W Monocrystalline
Battery	12V/45Ah (**SY12045**)	12V/45Ah (**SY12045**)	12V 45Ah (**SY12045**)	12V/45Ah (**SY12045**)	3.2V/6Ah Lithium
Working Time	10hrs per day	10hrs per day	10hrs per day	10hrs per day	8hrs per day
Endurance	Up to 4 days	Up to 4 days	Up to 4 days	Up to 4 days	Up to 5 days

©ACDC Dynamics

NEW

SOLAR STREET LIGHTS IP65

Low Cost Integrated Solar Street Lights

- All in one
- Light weight ABS housing
- PIR motion sensing to extend battery life
- Working time is estimated and will affected by local conditions
- Note: Pole not included


ST-S20


ST-S40


ST-S60


ST-S90


ST-S120

Code	ST-S20	ST-S40	ST-S60	ST-S90	ST-S120
LED Power	20W	40W	60W	90W	120W
Solar Panel	7W	8W	12W	18W	18W
Lumen Bright Mode	360lm	750lm	1350lm	1850lm	2400lm
Working Time	18-20 Hours	18-20 Hours	18-20 Hours	18-20 Hours	18-20 Hours
Installation Height	2 - 3m	2 - 3m	2 - 3m	3 - 4m	3 - 4m
Battery	3.2V/5Ah	3.2V/5Ah	3.2V/12Ah	3.2V/18Ah	3.2V/22Ah
Size - LxWxD (mm)	410 x 220 x 60	305 x 185 x 65	410 x 190 x 65	600 x 190 x 65	745 x 235 x 55

NEW

SOLAR STREET LIGHTS IP66







Code	LL-407	LL-603
LED Power	104W	50W
Lumen Bright Mode	1560lm	2600lm
Solar Panel	30W	50W
Working Time	12hrs (4hr 100% + 8hr 30%)	
Installation Height	4-6m	5-7m
Battery	3.2V / 36Ah	3.2V / 60Ah
Solar Panel Size (mm)	355 x 650 x 30mm	480 x 690 x 30mm

NEW

SOLAR STREET LIGHTS IP65


Includes a Remote Controller


100W


150W


200W


300W

Code	RYS-SD01-100W	RYS-SD01-150W	RYS-SD01-200W	RYS-SD01-300W
LED Power	100W	150W	200W	300W
Lumen Bright Mode	1300lm	1950lm	2600lm	3250lm
Solar Panel	20W	25W	30W	35W
Working Time	Up to 12 Hours	Up to 12 Hours	Up to 12 Hours	Up to 12 Hours
Installation Height	3-4m	4-5m	4-6m	4-6m
Battery	3.2V/15Ah	3.2V/20Ah	3.2V/25Ah	3.2V/30Ah
Lamp Size (mm)	500 x 213 x 50	500 x 213 x 50	500 x 213 x 50	500 x 213 x 50
Solar Panel Size (mm)	450 x 350 x 17	530 x 350 x 17	600 x 350 x 17	630 x 350 x 17

Features

- 5730 SMD LED chip, Beam angle: 70 x 140°
- Aluminium Housing
- c/w Remote Control to control Light Output & Timing Functions
- Note: Pole not included

©ACDC Dynamics

NEW

PROJECT SOLAR STREET LAMPS IP65

SSL-0310 Range - All-in-One

SSL-0278 Range - All-in-One

3 Year Warranty








Code	SSL-0310B40	SSL-0310C60	SSL-0310D100	SSL-0278B200	SSL-0278C300	SSL-0278D400
Solar Panel	38W Mono	48W Mono	64W Mono	88W Mono	100W Mono	130W Mono
LED Power/Lumen	40W/3072lm	60W/4096lm	100W/7168lm	200W/10922lm	300W/13653lm	400W/16384lm
Battery	12.8V/18Ah	12.8V/24Ah	12.8V/42Ah	12.8V /64Ah	12.8V/80Ah	12.8V/96Ah
Working Mode	Time Control:	100% for 1hr 70% for 2hrs 50% for 2hrs 30% Till Dawn		3 Working Modes:	① 100% Constant Lighting ② 70% Constant Lighting ③ 100% Brightness when motion detected	
Working Time	20-24Hrs	20-24Hrs	20-24Hrs	20-24Hrs	20-24Hrs	20-24Hrs
Installation Height	4-6m	5-7m	6-9m	5-7m	6-8m	8-10m
Size - LxWxD	740 x 340 x 82mm	860 x 340 x 82mm	980 x 360 x 125mm	1207 x 358 x 303mm	1487 x 358 x 303mm	1800 x 400 x 303mm

Features

- Colour Temperature: 6000K
- Working Time is Estimated and will affected by local conditions
- Aluminium Housing
- Note: Pole not included

Features

- Colour Temperature: 6000K
- Working Time is Estimated and will affected by local conditions
- Aluminium Housing
- Note: Pole not included

Solar Street Lights with Pole IP65

Note: Supplied without batteries. Batteries to be ordered separately.



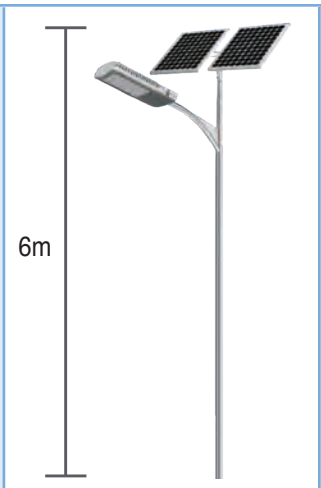

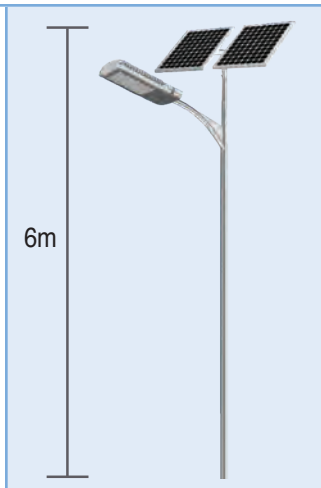

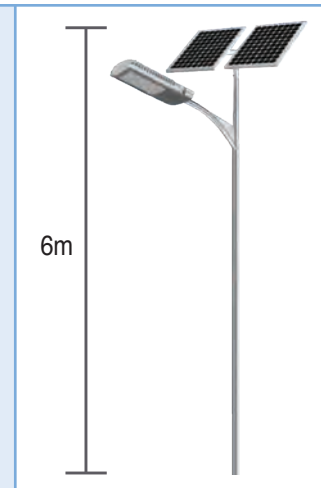

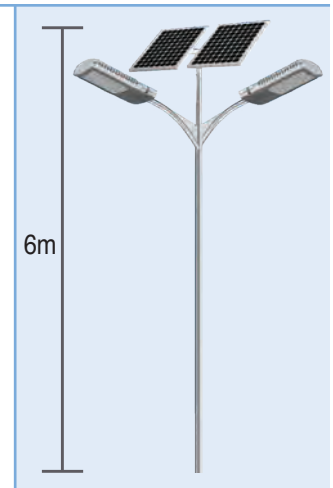

Code	SL-30W	SL-60W	SL-90W	SL-90W-2
Light Source	30W/2700lm	60W/5400lm	90W/10500lm	2 x 90W/10500lm
Solar Panels	40W*2pcs Mono Crystalline	80W*2pcs Mono Crystalline	120W*2pcs Mono Crystalline	240W*2pcs Mono Crystalline
Battery (not incl.)	12V/65AH (**SY12065**)	12V/65AH x 2pcs (**SY12065**)	12V/100AH x 2pcs (**SY120102**)	12V/200AH x 2pcs (**NSB200-12**)
Controller	10A - 12/24V Auto Sensing Charge Controller / LED Driver Intelligent Light & Time Control	10A - 12/24V Auto Sensing Charge Controller / LED Driver Intelligent Light & Time Control	15A - 12/24V Auto Sensing Charge Controller / LED Driver Intelligent Light & Time Control	20A - 12/24V Auto Sensing Charge Controller / LED Driver Intelligent Light & Time Control

- Colour Temp: 6500K (Daylight)
- Housing material: Tempered glass and Die-cast Aluminium
- Battery Box: Underground PVC Plastic
- Pole Included: 6m, Steel, Hot dip Galvanised
- Working time: 8hrs per day
- Max Endurance: 3 Consecutive rainy days

Components included



©ACDC Dynamics

SOLAR PV MODULES

(Poly) Multicrystalline PV Module (Lower cost)

AC/DC offers a range of Photovoltaic panels designed for both On-Grid and Off-Grid applications. All panels are constructed using the highest quality components and are CE certified according to the IEC61215:1995 standard. All AC/DC panels are covered by our 25 year limited linear power warranty.








Code	Maximum Power (Pmax)	Voltage @ Pmax (Vmp)	Current @ Pmax (Imp)	Open-Circuit Voltage (Voc)	Short-Circuit Current (Isc)	Dimensions L x W x H
SLP005-12	5W	17.20V	0.29A	21.60V	0.31A	195 x 275 x 15mm
SLP010-12	10W	18.30V	0.55A	21.98V	0.59A	275 x 355 x 18mm
SLP020-12	20W	18.30V	1.10A	21.96V	1.17A	510 x 355 x 25mm
SLP030-12	30W	17.5V	1.72A	21.1V	1.82A	550 x 310 x 17mm
SLP040-12	40W	18.49V	2.17A	22.19V	2.30A	620 x 515 x 25mm
SLP050-12	50W	17.50V	2.86A	21.20V	3.01A	670 x 530 x 25mm
SLP060-12	60W	18.01V	3.36A	21.61V	3.70A	650 x 665 x 30mm
SLP090-12	90W	18.36V	4.92A	22.00V	5.25A	1008 x 678 x 35mm
SLP100-12	100W	18.00V	5.56A	22.6V	5.87A	1240 x 675 x 35mm
SLP120-12	120W	18.81V	6.38A	22.58V	7.02A	1250 x 678 x 35mm
SLP140-12	140W	18.90V	7.41A	22.68V	8.00A	975 x 770 x 30mm
SLP270-24	270W	31.1V	8.69A	38.4V	9.06A	1650 x 992 x 35mm
Monocrystalline PV Modules						
SLP370S-24	370W	34.60V	10.70A	41.60V	11.30A	1756 x 1039 x 35mm
SLP420S-24	420W	38.40V	10.94A	45.50V	11.66A	1925 x 1038 x 35mm

Mechanical Characteristics

Solar Cells: Multicrystalline or Monocrystalline Solar cells

Construction: Front High-Transmission Tempered Glass;

Frame: Clear Anodized Aluminium Alloy (Silver colour)

Module Warranty

- 25 year Limited Warranty of 80% Power Output;
- 10 year Limited Warranty of 90% Power Output;
- 5 year Limited Warranty of materials & workmanship



NEW

TIER-1 PV MODULES



NEW TOPCON N-TYPE

Mono PERC P-Type Tier-1 PV Modules

Code	No.of Cells	Brand*
T1-SLP-110-545-M-TRINA	110	Trina Solar
T1-SLP-110-550-M-TRINA	110	Trina Solar
T1-SLP-120-455-M-CAN	120	Canadian Solar
T1-SLP-120-460-M-CAN	120	Canadian Solar
T1-SLP-120-600-M-RIS	120	Risen
T1-SLP-132-660-M-TRINA	132	Trina Solar
T1-SLP-144-425-TRINA	144	Trina Solar
T1-SLP-144-460-M-JA	144	JA Solar
T1-SLP-144-540-M-*	144	***CAN**(Canadian) / **RIS**(Risen)
T1-SLP-144-545-M-*	144	***AST**(Astro Energy) / **JA**
T1-SLP-144-550-M-*	144	***AST**(Astro Energy) / **CAN** (Canadian Solar **JA**, **SP**(Sunpro) / **Trina** / **RIS**(Risen)
T1-SLP-144-555-M-JINKO	144	Jinko Solar
T1-SLP-144-575-M-TRINA	144	Trina Solar
T1-SLP-156-595-M-JA	156	JA Solar
Mono PERC P-Type Tier-1 PV Modules - Black frame		
T1-SLP-144-425-BK-TRINA	144	Trina Solar
Mono TOPCON N-type Tier-1 PV Modules		
T1-SLP-144-585-NTP-SP	144	Sumpro

*Brands and specifications are subject to change based on availabilty.

For detailed specifications and stock availability please see the ACDC Dynamics website

©ACDC Dynamics

FOLDABLE / FLEXIBLE SOLAR PANELS

	Foldable 	Foldable 	Semi-Rigid 
Code	**SHB-10W**	**SHB-20W**	**SLP10F-12A**
Max Power	10W	20W	10W
Open Voltage (Voc)	21.2V	21.6V	22,5V
Short Circuit Current	0.62A	1.29A	0,81A
Size	220 x 320 x 40mm	220 x 320 x 40mm	290 x 333 x 17mm

	Flexible Semi-Rigid 	Flexible Semi-Rigid 	Flexible Semi-Rigid 
Code	**SLP30F-12A**	**SLP40F-12A**	**SLP50F-12A**
Max Power)	30W	40W	50W
Open Voltage (Voc)	22,5V	22,5V	22,5V
Short Circuit Current	1,92A	2,47A	3,02A
Size	650 x 333 x 17mm	775 x 333 x 17mm	690 x 500 x 17mm

NEW

OFF-GRID SOLAR MOUNTING KITS

ABS Solar Panel Mounting Kits - UV Resistant

					
Code	**ING-ABS-5PC/W**	**ING-ABS-5PC/B**	**ING-ABS-7PC/W**	**ING-ABS-7PC/B**
Description	5 Piece Kit - White	5 Piece Kit - Black	7 Piece Kit - White	7 Piece Kit - Black
Application	Solar Panel Mounting on Boats, Flat Roofs, Caravans, Motor homes, etc			

Balcony Solar Panel Mounting Kits



		
Code	**ING-BM-01**	**ING-BM-02**
Description	Stainless steel (SS304) vertical balcony mounting kit for 1 Panel	Stainless steel (SS304) angled balcony mounting kit for 1 Panel

Solar SLB Series Off-Grid Mounting Kits - Fit for 1 Panel

			
Code	**SLB-0112**	**SLB-0102**	**SLB-0103**
Module Frame	30/35mm	35mm	35mm
Module Power	10 - 30W	40 - 135W	40 - 135W
Mounting Type	Pole - Adjustable	Fixed Bracket	Flat Surface Adjustable

These kits include all brackets and hardware needed for assembly. Can be used to mount panels on any surface such as walls, roofs, caravans, poles etc.

©ACDC Dynamics

NEW

PV MOUNTING KITS & ACCESSORIES

	4 Panel Corrugated Roof Kit	4 Panel IBR Roof Kit	4 Panel IBR Roof Kit	4 Panel Klip-Lok/Saflok Roof Kit
				
Code	**LM-4PKIT-COR-L**	**LM-4PKIT-IBR-L**	**LM-4PKIT-IBR-P**	**LM-4PKIT-KL-L**
Type	Short Rail	Short Rail	Short Rail	Short Rail
Panel Orientation	Landscape	Landscape	Portrait	Landscape

	4 Panel Tile Roof Kit for 1m Width	4 Panel Tile Roof Kit for 1.1m Width	4 Panel Tile Roof Kit for 1.3m Width
			
Code	**LM-4PKIT-TILE-P**	**LM-4PKIT-TILE-P-5.4**	**LM-4PKIT-TILE-P-6.2**
Type	Long Rail	Long Rail	Long Rail (for 4 x 1.3m Wide Panels)
Panel Orientation	Portrait	Portrait	Portrait

	Short Rails				Hex Head Screw
					
Code	**LM-CRL**	**LM-TBR-P**	**LM-KS-700**	**LM-SRL-M6-E**	**FS-S-SP-25X5.5-C4**
Desc.	PV Mounting Corrugated Short Rail c/w EPDM	PV Mounting Trapezoidal Sheet Short Rail c/w EPDM	PV Mounting Klip-Lok/Saflok 700 Short Rail Clamp 80mm	PV Mounting Short Rail H48 x 100mm 3xM6 Holes c/w EPDM	PV Mounting Hex Head Self Piercing Screw Class 4

	Long Rails			Rail Splice	
					
Code	**LM-R46-4400**	**LM-R46-5450**	**LM-R46-6200**	**LM-RS-I-R48**	**LM-RS-R-R42**
Desc.	PV Mounting Rail 46x4400mm	PV mounting Rail 46 x 5450mm	PV mounting Rail 46 x 6200mm	Rail Splice Internal – 150mm	Rail Splice Rear

	Tile Roof Hook	Panel Fixing Clamps		Square Grounding Washer
				
Code	**LM-RH-S-HDG**	**LM-EC35-RNW**	**LM-IC35-GP1-RNW**	**LM-SGW**
Desc.	Tile Roof Bracket c/w Screws HDG	End Clamp for 35mm Framed Panels	Middle Clamp for 31-41mm Framed Panels	Square Grounding Washer – SUS304

©ACDC Dynamics

SOLAR PANEL MOUNTING STRUCTURE

	Aluminium Profiles - Alloy 6063 T6			Structural Components	
Material: Aluminium Alloy 6063 T6					
Code	**VAP2A-01**	**VAP2S-01**	**VAP3HD-01**	**VFPJ-01**	**VLBS-01**
Description	Square 2-Slot Angle Profile. Bolt Head Slot + Nut Slot 40 x 40 x 4400mm Gauge: 1.2mm	Square 2-Slot Straight Profile. Bolt Head Slot + Nut Slot 40 x 40 x 4400mm Gauge: 1.2mm	Heavy Duty 3-Slot Profile. Bolt Head Slot + 2 x Nut Slots 28 x 56 x 4400mm Gauge: 1.6mm	Straight Joining Plate for Profiles 40 x 400 x 5mm	Standard L-Bracket 40 x 40 x 60 x 5mm
Mass	0.735kg/m	0.746kg/m	1.133kg/m	43g	45g
Application	PV panel mounting for side mounting brackets	PV panel mounting for top mounting brackets	PV panel mounting for top and/or side mounting brackets	Straight joining of aluminium profiles	Angled joining of alu. profiles, upright & roof brackets

	Penetrating Roof Brackets			
				
Code	**VLBH-02**	**VLBCS-02**	**VLBCT-02**	**VDTRBS-02G**
Description	Aluminium High L-Bracket Side Mount 40 x 40 x 80 x 5mm	Galvanised High L-Bracket for corrugated roof Side Mount	Galvanised High C-Bracket for corrugated roof Top Mount	Galvanised Tile Roof Bracket - Side Mount 60-105mm adj elevation
Mass	52g	48g	73g	474g
Application	Fixing aluminium profiles directly to the roof structure (eg. IBR)	Fixing aluminium profiles directly to the corrugated roof structure	Fixing aluminium profiles directly to the corrugated roof structure	Fixing aluminium profiles to domestic tile roof structures

				
Code	**VDTRBT-02G**	**VHB-02-250**	**VIBRAC-02**	**VIBRAL-02**
Description	Galvanised Tile Roof Bracket Top Mount	Stainless Steel Double Thread Hanger Bolt Top Mount M10 x 250mm	Aluminium IBR Mounting Bracket Side Mount Across the rib	Aluminium IBR Mounting Bracket Side Mount Along the rib
Mass	474g	230g	115g	115g
Application	Fixing aluminium profiles to domestic tile roof structures	Fixing aluminium profiles to slate roof structures	Fixing aluminium profiles to IBR roof structures	Fixing aluminium profiles to IBR roof structures

	Non-Penetrating Roof Brackets			
				
Code	**VKLSLOT-03**	**VBBSLOT-03**	**VCLSET-03**	**VNOVA-4**
Description	Aluminium Klip-Lock Roof Bracket with Slot Top Mount	Aluminium Brown Built Roof Bracket with Slot Top Mount	Aluminium Craft Lock Roof Bracket set c/w Grub Screws Top Mount	Galvanised Novatexi 440 Roof Bracket with Studs Top Mount
Mass	225g	278g	115g	176g
Application	Fixing aluminium profiles to Klip-lock GRS roof sheets	Fixing aluminium profiles to Brownbuilt GRS roof sheets	Fixing aluminium profiles to Craft Lock roof sheets	Fixing aluminium profiles to Novatexi roof sheets

©ACDC Dynamics

SOLAR PANEL MOUNTING STRUCTURE



*Add kit angle to code:
10 (10°), **20** (20°), **26** (26°)
Other angles available on request

Upright Kits for Tilted Installations

Code	Panel Size	Layout	Long Upright Length
VUK300P-*	300W	Portrait	1600mm
VUK250P-*	250W	Portrait	1200mm
VUK150PL-*	150W/300W	Portrait /Landscape	850mm

Kit Includes

- Long & Short Upright
- Nuts & Bolts
- 3 x L-Brackets for upright assembly
- Fasteners required for upright assembly

NEW



VEPSS-01

Earthing plate for grounding of Solar Panels. Stainless Steel.

Solar Panel Clamps

Material:
Aluminium Alloy 6063 T6

Caps Screws & Nuts to be ordered separately








Code	VFMC-04	VFEC-04*	VDGMC-04-100	VDGEC-04-100	VDGMC-04-130	VDGEC-04-130
Description	Middle Clamp U-Bracket 50mm length	End Clamp Z-Bracket 50mm length	Middle Clamp for double glass panels 100mm length	End Clamp for for double glass panels 100mm length	Middle clamp for double glass panels 130mm Length	End clamp for for double glass panels 130mm Length
Mass	26g	26g	147g	114g	147g	114g
Application	Securing framed PV panels to aluminium profiles in the middle of a row	Securing framed PV panels at the end of a row. *Standard 40mm or add panel thickness to code: **30**mm, **35**mm	Securing 60 cell double glass PV panels to alu. profiles in the middle of a row Use **SSCAPM8-35**	Securing 60 cell double glass PV panels to alu. profiles at the end of a row Use **SSCAPM8-35**	Securing 72 cell double glass PV panels to alu. profiles in the middle of a row Use **SSCAPM8-35**	Securing 72 cell double glass PV panels to alu. profiles at the end of a row Use **SSCAPM8-35**

Mounting Accessories



Retail Pack



SS304



SS304



SS316



SS304



SS316



SS304



SS304

Code	SSBOLTM8-20*	SSBOLTM8-55*	SSNUTM8-HEX*	SSCAPM8-**	SSNUTM8-SQ*	SSFWM8*	SSSWM8*
Description	Stainless Steel Bolt M8 x 20	Stainless Steel Bolt M8 x 55	Stainless Steel M8 Nut	Stainless Steel M8 Cap Screws	Stainless Steel M8 Square Nut	Stainless Steel Flat Washer for M8	Stainless Steel Spring Washer for M8
Mass	12g	22g	5g	11 - 23g	5g	2g	2g
Application	Connection of profiles to brackets	Connection of profiles/brackets to uprights	Use with **SSBOLTM8**	Connection of solar panel clamps to profiles	Use with **SSCAPM8**	Use one for every bolt or cap screw used	Use one for every bolt or cap screw used

For retail pack, add to code: */5 */10

*Add panel depth to code: **25**mm, **30**mm, **35**mm, **40**mm, **45**mm, **50**mm








Code	VSSBAT/50	AC700	AC101	VCB-35	VRN-M8	VRN-TOOL
Description	Stainless Steel Anti-theft Balls for Cap Screws	Butyl Tape 8 x 3mm x 15m	Butyl Tape 48 x 2.5 x 500mm	Concrete Ballast with mounting stud	M8 Rivet Nut	Rivet Nut Tool Manual Crimping M4 - M8
Mass	-	-	-	35kg	5g	-
Application	Placed in cap screws to prevent theft of PV Panels	Sealing of Penetrating Roof Brackets	Sealing of Penetrating Roof Brackets	Ballast for free standing ground or roof structures	Rivet Nut for fixing structures to roof sheeting	Crimping Rivet Nuts onto roof sheeting

©ACDC Dynamics

NEW

PV MOUNTING KITS AND ACCESSORIES

Profile/Infit Rail



Code	CK-FT-R518B1-4800
Desc.	Solar Standard Rail 4800mm

Rail Splice



Code	CK-618-1-150
Desc.	Solar Standard Rail Splice kit

PV Panel Clamps



Code	CK-FT-AM	CK-FT-AE
Desc.	Solar Adjustable Mid Clamp 30-40mm	Solar Adjustable End Clamp 30-45mm



Non-Penetrating Roof Clamps







Code	CK-FTS-410R518	CK-FTS-391-1-100	CK-621FTH-40
Desc.	Tin Roof aluminium clamp, 100mm with EPDM pad	Solar aluminium clamp for Kliplok roof	Solar Standard Rail fix Clamp

Tile Roof Brackets





Code	CK-FTH-01	CK-FTS-385
Desc.	Solar SUS304 Tile Roof Hook	Aluminium Adjustable Tile Roof Hook

Penetrating Roof Hooks









Code	CK-FTS-202-RT4-7C200-48	CK-FTS-202-RT4-7B200-48	CK-FTS-202RT4-1	CK-FTS-395-T4-2
Desc.	Hanger bolt 200mm with Aluminium Plate and fix kit for steel purlin	Hanger bolt 200mm with fix kit for wooden rafter	Solar Aluminium Tin Roof Hook with EPDM pad	Aluminium clamp with L Bracket T bolt and 4 screws

Mini Rail For IBR







Code	CK-FTS-012-150	CK-FTS-024-74-400	CK-FTS-381-1-100
Desc.	Mini rail 150mm, with EPDM pad (Along Rib)	Mini rail 400mm, 60mm height with EPDM pad(Across Rib)	Mini Rail 100mm with EPDM & Screws

Tilted Installation Brackets









Code	CK-FTS-FL	CK-FTS-BL200	CK-FTS-BL340	CK-FTS-BL500
Desc.	Adjustable Front Leg with 2 x screws, T bolt set and EPDM pad.	Adjustable Rear Leg 10-15°* with 2 x screws, T-Bolt set and EPDM pad	Adjustable Rear Leg 15-30°* with 2 x screws, T-Bolt set and EPDM pad	Adjustable Rear Leg 30-40°* with 2 x screws, T-Bolt set and EPDM pad

* Tilt angle when used with 1.1m wide PV Panel

©ACDC Dynamics

NEW

PV MOUNTING KITS AND ACCESSORIES

	Grounding Accessories		T-Bolt	Ballast Mount	Mounting Hardware	
						
Code	**CK-GTC-R3G**	**CK-GTC-R2**	**T-BOLT-T4-25**	**CK-BT31**	**CK-TM-1530**	**CK-2V-3035**
Desc.	Grounding Clip For Mid Clamps	Grounding Lug with T-Bolt	T-Bolt and nut	Ballast Mounting 1134mm Width Panel 30° Bolt & Nut	Adjustable Tri Structure 15 - 30°	2V Ground Support 30/35°

PV Cable Clips

						
	CK-FSC-CP1	**CK-FSC-CP2**	**CK-FSC-CP3**	**CK-FSC-CP4**	**CK-FSC-CP5**	**CK-FSC-CP6**
	PV Cable Clips to hold one or two 2.5mm² solar cables.	PV Cable Clips to hold one or two 4.0mm² solar cables.	PV Cable Clips to hold one or two 6.0mm² solar cables.	PV Cable Clips 90/180 degrees to hold one or two 4.0mm² solar cables.	PV Cable Clips 90/180 degrees to hold one or two 6.0mm² solar cables.	PV Cable Clips to hold 3 cables/6mm² or 4cables/4mm².

BT21-Ballast Mounting System for 1186mm Wide Panels

					
Code	**CK-BL-111-1186-30-75**	**CK-BT-BSP-1**	**CK-BT-BSK400**	**CK-BT-BSK600**	**CK-ER-039-1186-30**
Desc.	Ballast racking 30° Support Base	Ballast carrier	Support Base splice kit 400mm For Dual Orientation	Support Base splice kit 600mm For Single Orientation	Side Windshield

NEW

SOLAR MOUNTING STRUCTURES

	Anti-Theft Mounting Kit				Galvanized Steel Trunking	
					P3 	
Code	**ING-SPF-01**	**ING-SPF-02**	**ING-SPR-2PKIT-IBR-P**	**ING-SPR-4PKIT-IBR-P**	**P1000/5**	**P2000/5**
Desc.	Snap Anti-theft Clip (Large)	Snap Anti-theft Clip (Small)	Anti-theft fast-install Mounting Kit for 2 solar panels.	Anti-theft fast-install Mounting Kit for 4 solar panels.	Steel Trunking (41X41mm) 2.5mm thickness.	Steel Trunking (41X41mm) 1.6mm thickness.
Kit Includes	1 Pc	1 Pc	6 x Mini rail 8 x Anti- Theft Clip	10 x Mini rail 16 x Anti- Theft Clip	1 x 5m Length	1 x 5m Length

SOLAR

©ACDC Dynamics

SOLAR ROOF MOUNTING KITS

Domestic Tile Roof

Code	Panels-1m	Panels-1.3m
V2PKIT-TILE	2	1
V3PKIT-TILE	3	2
V4PKIT-TILE	4	3



Kit Includes

- Profiles • Penetrating Tile Roof Brackets
- Framed PV panel clamps and fasteners for structure assembly

Domestic Corrugated Roof

Code	Panels-1m	Panels-1.3m
V2PKIT-COR	2	1
V3PKIT-COR	3	2
V4PKIT-COR	4	3



Kit Includes

- Profiles • Penetrating Corrugated Brackets
- Framed PV panel clamps and fasteners for structure assembly

IBR Roof

Code	Panels-1m	Panels-1.3m
V2PKIT-IBR	2	1
V3PKIT-IBR	3	2
V4PKIT-IBR	4	3



Kit Includes

- Profiles • Brackets for installation accross the rib
- Framed PV panel clamps and fasteners for structure assembly

Kliplock Roof

Code	Panels-1m	Panels-1.3m
V2PKIT-KL	2	1
V3PKIT-KL	3	2
V4PKIT-KL	4	3



Kit Includes

- Profiles • Kliplock Roof Brackets
- Framed PV panel clamps and fasteners for structure assembly

Note: For larger installations or customised solutions contact the solar product specialist

PANEL MOUNTING KITS

Kits Includes

- Frame Work & Clamps
- Bolts & Nuts for structure
- Aluminium Profile 4.2m
- Suited for 170 - 290W



Supplied without Pole







Code	CK-PM-02NP	CK-TL-08	CK-TNO-08	CK-ADJ-08
Description	2 Panel Pole Mounting Kit	8 Panel Tile Mounting Kit	8 Panel Tin Mounting Kit	8 Panel Tin-Tilt Mounting Kit





Ballast to be ordered separately





Code	CK-TNC-08	CK-GD-08	CK-UT-08	CK-V2-08
Description	8 Panel Tin-Clamp Mounting Kit	8 Panel Ground Mounting Kit	8 Panel Utility Ground Mounting Kit	8 Panel Ground Mounting Kit



Galvanised



Galvanised

Pre-Assembled Pole Bracket

Watts	1 Panel	2 Panel
20W	DM120	–
50 - 85W	DM175	DM275

Triangle Bracket Set

20 - 85W	–	DR275

SOLAR CABLE

- Rated Voltage: 600/1000VAC; 900/1500VDC
- Stranded tin-plated copper insulated with XLPE under a PVC jacket



WIR

Solar Cable (100m roll)

Code	Colour	Size mm²	Amps
SW101* BK	Black	2.5mm²	41A
SW102* BK	Black	4mm²	55A
SW103* BK	Black	6mm²	70A
SW110* BK	Black	10mm²	98A
SW101* R	Red	2.5mm²	41A
SW102* R	Red	4mm²	55A
SW103* R	Red	6mm²	70A
SW110* R	Red	10mm²	98A

*Add cut length to code: /5m,/10m,/20m,/50m,/500m,/1000m

©ACDC Dynamics

PV CONNECTORS

PV MC4 Male Branch Connector



Code	Description	Pack
905229-1	PV MC4 FMM Branch	1

- For secure and easy connection of PV modules in parallel
- FMM = Female / Male / Male Connectors

PV MC4 Female Branch Connector



Code	Description	Pack
905228-1	PV MC4 MFF Branch	1

- For secure and easy connection of PV modules in parallel
- MFF = Male/ Female/ Female Connectors

PV MC4 Male Coupling Connector



Code	Cable Size	Cable Ø mm	Spare Pin
PV-ST01/M1*	2.5-4mm²	4.7 - 6	PV-ST01/PINM1/10
PV-ST01/M2*	4 - 6mm²	5.6 - 6.9	PV-ST01/PINM2/10
PV-ST01/M3	10mm²	6.9 - 8.7	PV-ST01/PINM3/10

* For pack of 50 add **/50** to code

PV MC4 Female Coupling Connector



Code	Cable Size	Cable Ø mm	Spare Pin
PV-ST01/F1*	2.5mm²	3 - 6	PV-ST01/PINF1/10
PV-ST01/F2*	4 - 6mm²	6.5 - 7.5	PV-ST01/PINF2/10
PV-ST01/F3	10mm²	6.9 - 8.7	PV-ST01/PINF3/10

* For pack of 50 add **/50** to code

NEW

PV MC4 Male Panel Mounting Connector



Code	Cable Size	Spare Pin
PV-PM01/M1*	2.5 - 4mm²	PV-ST01/PINM1/10
PV-PM01/M2*	4 - 6mm²	PV-ST01/PINM2/10

NEW

PV MC4 Female Panel Mounting Connector



Code	Cable Size	Spare Pin
PV-PM01/F1	2.5 - 4mm²	PV-ST01/PINF1/10
PV-PM01/F2	4 - 6mm²	PV-ST01/PINF2/10



PV MC4 Coupling Connector Kits



Code	Description	Qty / Pack
PV-ST01/F1+M1/2	2.5 - 4mm² Male+Female	2 Sets
PV-ST01/F2+M2/2	4-6mm² Male+Female	2 Sets

NEW

NEW

Water Proofing Plugs for MC4



Male



Female

Code	Description
PV-CAP-F	MC4 Sealing Cap Female
PV-CAP-M	MC4 Sealing Cap Male

PV MC4 Fly-Leads



Code	Description
SLE-1M	1m 4mm PV Cable MC Male & Female
SLE-2M	2m 4mm PV Cable MC Male & Female
SLE-5M	5m 4mm PV Cable MC Male & Female
SLE-10M	10m 4mm PV Cable MC Male & Female

- 1000VDC UV Resistant

PV Panel Box Enclosure IP67



Code	Description	Cable Size
903709	PV panel box enclosure	2.5 - 10mm²

- For connecting to panel contacts
- Durable and weather resistant
- Modules protected by means of one or more diodes
- Temperature Range: -40˚C - +90˚C
- UV-Resistant
- High-quality contacts
- Material: Contact: CuSn Casing: PC/PA

NEW

PV MC4 Inline Fuse Holder



SY-CF4A



SY-CF0-15

Code	Fuse Type	Rated Voltage	Rated Current
SY-CF4A	10 x 38mm	1000VDC	1-20A
SY-CF0-15	10 x 85mm	1500VDC	1-30A

NEW

PV MC4 Inline Diode



Code	Description
SY-CM4A-D	Inline Diode 15A Max

Rated Voltage: 1000VDC

SOLAR

©ACDC Dynamics

NEW

STRING BOXES

Characteristics

- Non-SPD: No Surge Protection
- SPD II: Surge Protection Device Class 2
- SPD I,II: Surge Protection Device Class 1+2
- DC Isolation for Outputs
- Separate Fuse Protection for each String
- Max. Current Rating per Fuse 12A / 1000VDC
- Cable Gland Entry to Enclosure
- String Boxes can be manufactured to your specifications in our Panel Workshop



1 in / 1 out



4 in / 1 out



2 in / 2 out

String Boxes with Multiple Inputs to a Single Output

Code (NON-SPD)	Code (SPD II)	Code (SPD I,II)	Voltage	Strings
STRB-600V-1I-1O	STRB-600V-1I-1O-2	STRB-600V-1I-1O-1+2	600V	1:1
STRB-600V-2I-1O	STRB-600V-2I-1O-2	STRB-600V-2I-1O-1+2		2:1
STRB-600V-4I-1O	STRB-600V-4I-1O-2	STRB-600V-4I-1O-1+2		4:1
STRB-600V-6I-1O	STRB-600V-6I-1O-2	STRB-600V-6I-1O-1+2		6:1
STRB-600V-8I-1O	STRB-600V-8I-1O-2	STRB-600V-8I-1O-1+2		8:1
STRB-600V-12I-1O	STRB-600V-12I-1O-2	STRB-600V-12I-1O-1+2		12:1
STRB-600V-16I-1O	STRB-600V-16I-1O-2	STRB-600V-16I-1O-1+2		16:1
STRB-1000V-1I-1O	STRB-1000V-1I-1O-2	STRB-1000V-1I-1O-1+2	1000V	1:1
STRB-1000V-2I-1O	STRB-1000V-2I-1O-2	STRB-1000V-2I-1O-1+2		2:1
STRB-1000V-4I-1O	STRB-1000V-4I-1O-2	STRB-1000V-4I-1O-1+2		4:1
STRB-1000V-6I-1O	STRB-1000V-6I-1O-2	STRB-1000V-6I-1O-1+2		6:1
STRB-1000V-8I-1O	STRB-1000V-8I-1O-2	STRB-1000V-8I-1O-1+2		8:1
STRB-1000V-12I-1O	STRB-1000V-12I-1O-2	STR-1000V-12I-1O-1+2		12:1
STRB-1000V-16I-1O	STRB-1000V-16I-1O-2	STR-1000V-16I-1O-1+2		16:1

Protection: Fused, Iso, SPD or NON-SPD

String Boxes with Multiple Inputs and Outputs

STRB-600V-2I-2O	STRB-600V-2I-2O-2	STRB-600V-2I-2O-1+2	600V	2:2
STRB-600V-4I-2O	STRB-600V-4I-2O-2	STRB-600V-4I-2O-1+2		4:2
STRB-600V-4I-4O	STRB-600V-4I-4O-2	STRB-600V-4I-4O-1+2		4:4
STRB-600V-6I-2O	STRB-600V-6I-2O-2	STRB-600V-6I-2O-1+2		6:2
STRB-600V-6I-6O	STRB-600V-6I-6O-2	STRB-600V-6I-6O-1+2		6:6
STRB-1000V-2I-2O	STRB-1000V-2I-2O-2	STRB-1000V-2I-2O-1+2	1000V	2:2
STRB-1000V-4I-2O	STRB-1000V-4I-2O-2	STRB-1000V-4I-2O-1+2		4:2
STRB-1000V-4I-4O	STRB-1000V-4I-4O-2	STRB-1000V-4I-4O-1+2		4:4
STRB-1000V-6I-2O	STRB-1000V-6I-2O-2	STRB-1000V-6I-2O-1+2		6:2
STRB-1000V-6I-6O	STRB-1000V-6I-6O-2	STRB-1000V-6I-6O-1+2		6:6



STRB-01



STRBD-02

Off Grid PV String Box

Code - Enclosed	STRB-PWM-*	STRB-01	STRB-02	STRB-04	STRB-06
Code - DB Type	-	STRBD-01	STRBD-02	STRBD-04	-
PV input voltage	55VDC	150VDC	150VDC	150VDC	150VDC
PV Input string no.	1	1	2	4	6
Maximum current/string	*5/8/10/20/30/40A	20A	20A	20A	20A
Protection output current	5/8/10/20/30/40A	20A	40A	80A	120A

* Add String Current to Code: **5/8/10/20/30/40**A

- Separate fuse protection for each string on positive and negative
- **STRB-PWM** Includes: PV Isolation & Fuse Protection only
- **STRB-01/02/04/06** & **STRBD-01/02/04**: PV Surge & Fuse Protection and Isolation included

For PV Surge Protection & Fuses, see pg 7.23

©ACDC Dynamics

PV JUNCTION BOXES



String Boxes for Grid-Tied Systems - IP65

High voltage string boxes are enclosures where PV arrays are electrically connected and where the isolation function is performed in order to permit maintenance work to be done. Junction boxes are supplied complete with fuse, surge and overload protection.

According to Standards

• IEC 60634-7-712 • IEC 60943-7-3 • EN 61439-1-2 • IEC61643-11

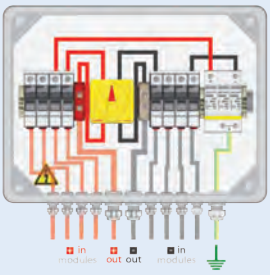

Code	Strings	Voltage	Isc	Surge Protection	Size (mm)	Gland Size
ST039025P	3	1000VDC	25A	Class 2 1000VDC	225 x 305 x 130	M12 / M16
ST049025P	4	1000VDC	25A	Class 2 1000VDC	285 x 380 x 185	M12 / M16
ST068060P	6	800VDC	63A	Class 2 1000VDC	285 x 570 x 185	M12 / M16
ST106080P	10	600VDC	80A	Class 2 1000VDC	380 x 570 x 185	M12 / M16
ST101010P	10	1000VDC	125A	Class 2 1000VDC	405 x 650 x 200	M12 / M16
ST148012P	14	800VDC	125A	Class 2 1000VDC	380 x 760 x 225	M12 / M16
SH161012	16	1200VDC	160A	Class 2 1500VDC	760 x 380 x 225	M12 / M16

PV JUNCTION BOXES



PV String Box

Code	PV-JBOX16
PV input voltage	<1000V
PV Input string no.	16
Maximum current/string	10A
Protection level	IP65
Communication mode	RS-485, RS-232

Characteristics

- Equipped with PV dedicated surge arrestor
- With function or arrestor failure alarm
- Including RS 232/485 Communication interface

Note: Incl. DIN mount 24VDC 1.25A Power Supply

Note: For PV surge protection devices and fuses see page 36-38

NEW

AC COMBINER BOXES

AC Combiner for Residential Applications



AC-COMBINER-5K



AC-COMBINER-8K

Code	Application	Input Protection	Output Protection	Surge Protection	Maintenance Bypass	Enclosure
AC-COMBINER-5K	Up to 5kw Off-grid or Hybrid Inverters	40A 2P MCB	63A 2P ELCB 20 1P MCB 16A 1P MCB	1P+N Class 2	2P 40A C/O	12-Way surface DB Plastic
AC-COMBINER-8K	Up to 8kw Off-grid or Hybrid Inverters	63A 2P MCB	63A 2P ELCB 20 1P MCB 2 x 16A 1P MCB	1P+N Class 2	2P 63A C/O	12-Way surface DB Plastic

AC Combiner for Commercial Systems



AC-COMBINER-50K

Code	Application	Input Protection	Output Protection	Surge Protection	Maintenance Bypass	Enclosure
AC-COMBINER-50K-1	Deye HV inverters up 50kw	125A 4P MCCB	80A 4P MCB	N/A	125A 4P C/O	24-Way Orange surface DB Steel
AC-COMBINER-50K-2	2x Deye HV inverters up 50kw	2x 160A 4P MCCB	2x 80A 4P MCB	N/A	250A 4P C/O	36-Way Orange surface DB Steel
AC-COMBINER-50K-3	3x Deye HV inverters up 50kw	3x 160A 4P MCCB	3x 160A 4P MCCB	N/A	400A 4P C/O	Orange floor standing Enclosure steel 1800x600x600
AC-COMBINER-50K-4	4x Deye HV inverters up 50kw	4x 160A 4P MCCB	4x 160A 4P MCCB	N/A	630A 4P C/O	Orange floor standing Enclosure steel 1800x600x600

©ACDC Dynamics

NEW

PV STRING MONITORING SYSTEM



AGF-M24T



AGF-M4T



AGF-M8T

Solar DC String Monitoring Device

AGF-M Perforation type PV confluence acquisition device is specially designed for PV combiner box. It is used for monitoring the running state of solar panels in solar cell arrays, measuring the currents of solar cell, detecting the state of surge protection devices and DC breaker. The device is equipped with RS485(Modbus) communication port for transmitting all the data to master device

Master Device - with LED Display

Code	Aux Supply/ Max. String VDC	Communication	Contact Input	No. Channels (Max.)	Size (H x W x D)
AGF-M24T-P2	1000VDC	2 x RS485 Modbus RTU	3 NC/NO	24	102 x 45 x 105
AGF-M24T-P3	1500VDC	2 x RS485 Modbus RTU	3 NC/NO	24	102 x 45 x 105

Current Transducer Bus Module

Code	Max. Current	Communication	Accuracy Class	No. Channels (Max.)	Size (H x W x D)
AGF-M4T	20ADC	2 x RS485 Modbus RTU	0.5	4	55 x 73 x 26
AGF-M8T	20ADC	2 x RS485 Modbus RTU	0.5	8	55 x 144 x 26

Features:

- Real-time measurement of the inner temperature of the combiner box
- LED display, fit for checking and testing operation
- Up to 32 Master devices can make up a network.
- Din rail installation
- Thermistor: NTC input
- Programmable slave address, baudrate, data format

NEW

HIGH RATING DC ISOLATORS

According to Standards

- IEC 60947-3



- Extra-quick Circuit-Breaking Technology
- High Insulating Distance (>50mm)
- High Thermal and Dynamic withstand
- Positive Break Indication
- Fast and Easy to Install
- Quick Arc Supression

DC Isolators - Series bridges, handle & shaft to be ordered separately.

Series **55PV** manually operated load break switches provide safety isolation for any high voltage DC circuit in photovoltaic applications. Designed to isolate one circuit/string.

Code	DC-21B @1000V	Ui	Uimp	Strings	Frame size	Size (mm) H x W x D
55PV2010	100A	1500V	12kV	1	B4	160 x 180 x 95
55PV2016	160A	1500V	12kV	1	B4	160 x 180 x 95
55PV2025	250A	1500V	12kV	1	B4	160 x 180 x 95
55PV2031	315A	1500V	12kV	1	B4	160 x 180 x 95
55PV4016	160A	1500V	12kV	1	B4	160 x 230 x 79
55PV4040	400A	1500V	12kV	1	B4	170 x 230 x 92
55PV4050	500A	1500V	12kV	1	B4	170 x 230 x 92
55PV4063	630A	1500V	12kV	1	B5	260 x 290 x 111
55PV4080	800A	1500V	12kV	1	B5	260 x 290 x 111
55PV4120	1200A	1500V	12kV	1	B6	330 x 360 x 143
55PV4200	2000A	1500V	12kV	1	B7	288 x 492 x 143

Accessories



Protection Screen



Bridging Bar



Auxiliary Contact



Direct Handle



Panel Mount Handle



Extension Shaft

Frame Size	B4 2P 100-315A	B4 4P 160A	B4 4P 400-500A	B5 4P 630A	B5 4P 800A	B6 4P 1250A	B7 4P 2000A
Protection Screen	S063B4	S064B4		S064B5		S064B6	S064B7
Bridging Bars (Order 2/4P Switch)	-	41DC4026	S04P0500	S04P0800		S04P1100	S04P1200
Direct Handle	S11J1					S11J4	
Panel Mount Handle + 200mm Shaft	55K1G200				-		

For more accessories see **55AC** Range in the ACDC Main Catalogue.

©ACDC Dynamics

NEW

DC CIRCUIT BREAKERS



Rated Breaking Capacity

2P: Icu/Ics	6KA @ 600VDC 3KA @ 800VDC 1.5KA @ 1000VDC
4P: Icu/Ics	6KA @ 600VDC

DIN Rail Mounting DC Miniature Circuit Breakers - Ui = 1250V / Uimp = 6kV

Rated Current	2 Pole Code 600VDC	4 Pole Code 1200VDC
6A	FMB7N-2P-6	FMB7N-4P-6
10A	FMB7N-2P-10	FMB7N-4P-10
16A	FMB7N-2P-16	FMB7N-4P-16
20A	FMB7N-2P-20	FMB7N-4P-20
25A	FMB7N-2P-25	FMB7N-4P-25
32A	FMB7N-2P-32	FMB7N-4P-32
40A	FMB7N-2P-40	FMB7N-4P-40
50A	FMB7N-2P-50	FMB7N-4P-50
63A	FMB7N-2P-63	FMB7N-4P-63



Rated Breaking Capacity

2P: Icu/Ics	6KA @ 500VDC 3KA @ 800VDC 1.5KA @ 1000VDC
4P: Icu/Ics	6KA @ 1000VDC

DIN Rail Mounting DC Miniature Circuit Breakers - Ui = 1250V / Uimp = 6kV

Rated Current	2 Pole Code 500VDC	4 Pole Code 1000VDC
80A	FMB1Z-2P-80	FMB1Z-4P-80
100A	FMB1Z-2P-100	FMB1Z-4P-100
125A	FMB1Z-2P-125	FMB1Z-4P-125

Wiring Diagram:

2P-A	2P-B	4P-A	4P-B
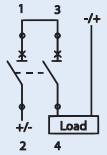		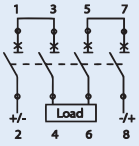	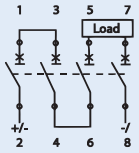

Moulded Case DC Circuit Breakers for ESS - Uimp = 8kV



BDM-125



BDM-250



EBDM-125



EBDM-250

		Open Code	BDM-125*	BDM-250*
		Enclosed Code IP65	EBDM-125*	EBDM-250*
Nominal current Ratings (In)			80A	160A
			125A	200A
				250A
Ratings:	Ui/Ue		500VDC	500VDC
	Ics/Icu		15kA	15kA
Dimensions:	Open		151x65x119mm	165x80x118mm
	Enclosed		271x154x134mm	271x154x130mm

See 2P wiring diagram above

DC ISOLATORS



125A/250A



400A

Moulded Case DC Isolator - DC21B - Ui = 1200V / Uimp = 8kV / kW = 8kA

Code	Rated Current	Rated Voltage	Strings	Size (mm) H x W x D
BDH-125	125A	1200VDC(300V/Pole)	1	180 x 140 x 118
BDH-250	250A	1200VDC(300V/Pole)	1	180 x 140 x 118
BDH-400	400A	1200VDC(300V/Pole)	1	259 x 199 x 153

See 4P wiring diagram above

SOLAR

©ACDC Dynamics

OPEN DC ISOLATORS



BYSS-2P



BYSS-4P



BYSS-6P

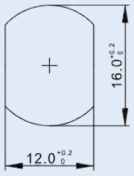

Panel Cutout

DC Rotary Isolator - DC21B - Ui = 1500V / Uimp = 8kV / Panel Mount: Ø16 x 12mm hole

Code	Rated Current@ 800VDC	Rated Current@ 1000VDC	Rated Current@ 1200VDC	Rated Current@ 1500VDC	Strings	Size (mm) H x W x D
BYSS-1-18-2P	25A	18A	15A	-	1	60 x 47 x 94
BYSS-1-18-4P	25A	18A	15A	-	2	60 x 47 x 115
BYSS-1-18-6P	25A	18A	15A	-	3	60 x 47 x 136
BYSS-1-32-2P	40A	32A	25A	-	1	60 x 47 x 94
BYSS-1-32-4P	40A	32A	25A	-	2	60 x 47 x 115
BYSS-1-32-6P	40A	32A	25A	-	3	60 x 47 x 136
BYSS-1-50-2P	50A	50A	40A	16A	1	60 x 47 x 94
BYSS-1-50-4P	50A	50A	40A	16A	2	60 x 47 x 115
BYSS-1-50-6P	50A	50A	40A	16A	3	60 x 47 x 136

Wiring Diagrams:

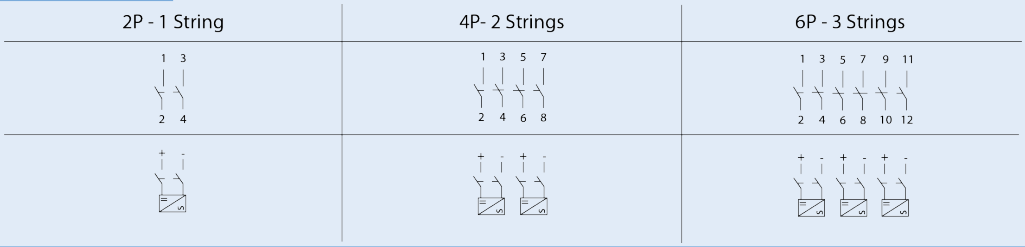

Gave





IP20
Finger safe



Series links mounted in factory

Panel Mount DC Isolator - DC21 - Uimp = 4kV

Code	Rated Current @ 300VDC	Rated Current @ 400VDC	Rated Current @ 600VDC	Rated Current @ 800VDC	Rated Current @ 1000VDC	Strings	Panel Depth (mm)
A-5342PV0	35A	-	-	-	-	1	60
A-5362PV0	-	25A	15A	-	-	1	72
A-5382PV0	-	-	25A	10A	-	1	83
A-5102PV0	-	-	-	-	25A	1	95

- Double breaking mechanism - Avoids arcing independant of operator turning speed or pressure
- Contacts in series to optimize electrical characteristics I External series links mounted in factory
- Silver alloy contacts - For additional mounting accessories see the ACDC Main Catalogue.

NEW

DC ISOLATOR SWITCHES



DIN Rail Mounting DC Isolator - DC21B

Code	Wiring	Rated Current @600VDC	Rated Current @ 800VDC	Rated Current @ 1000VDC	Rated Current @ 1200VDC	Size (mm) H x W x D
GF40.2-32-D4B	2 Strings	32A	32A	23A	13A	78 x 65 x 108
	1 String	32A	32A	32A	32A	

Wiring Diagram

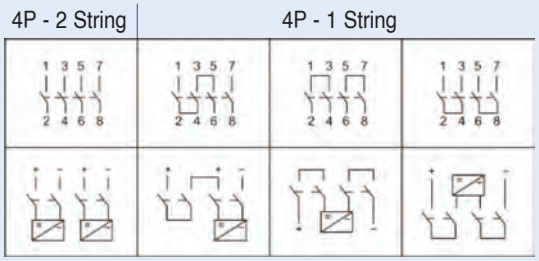

Features

- Padlockable In OFF Position
- Flame Retardant Housing Material
- Arc Suppression: < 3mS

SOLAR

©ACDC Dynamics

ENCLOSED DC ISOLATORS

Gawe





Padlockable Handle Available



Enclosed DC Isolators IP65 - Use standard MC4 connectors

Code	Rated Current @ 300VDC	Rated Current @ 400VDC	Rated Current @ 600VDC	Rated Current @ 800VDC	Rated Current @ 1000VDC	Size (mm)
A-5342MC7	35A	-	-	-	-	160 x 130 x 155
A-5362MC7	-	25A	15A	-	-	160 x 130 x 155
A-5382MC7	-	-	25A	10A	-	160 x 130 x 155
A-5102MC7	-	-	-	-	25A	160 x 130 x 155

- Original and compact design
- Base Mounting
- 1 MC4 Output (+ & -)
- 2 MC4 Input (+ & -)
- Enclosure UV resistant
- Simple & fast plugin

END OF RANGE

KATKO



PVM

Enclosed Type Isolators IP66 - DC21B/DC-PV2 (1000V) - Ui = 1200V / Uimp = 8kV

Code PC	Rated Current @ 600VDC	Rated Current @ 1000VDC	Rated Current @ 1200VDC	Strings	Size (mm) H x W x D
PVM425	25A/25A	25A/25A	25A (DC21B)	1	131 x 97 x 106
PVM432	32A/32A	32A/32A	32A (DC21B)	1	131 x 97 x 106

- PC Enclosure - 2 x 20/25mm knock outs top & bottom
- Door interlock with defeat mechanism
- Padlockable Operating Handle
- Good resistance to UV and chemicals
- Wide Operating temperature range - up to 60°C

NEW



Enclosed DC Isolators IP66 - DC21B

Code With Glanded	Code With MC4	Rated Current @600VDC	Rated Current @800VDC	Rated Current @1000VDC	Rated Current @1200VDC	Strings	Size (mm) H x W x D
LR40-2-32-D4B	LR40-2-32-D4B-MC4	32A	32A	23A	13A	2	161 x 104 x 76.5
		32A	32A	32A	32A	1	

Wiring Diagram

4P - 2 String | 4P - 1 String

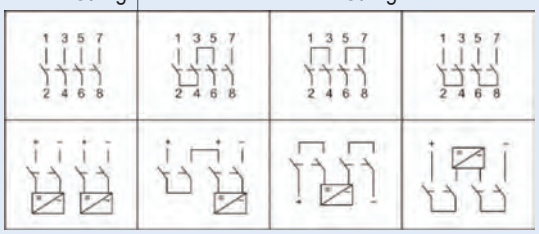

Features

- UV Resistant IP66 Enclosure
- Padlockable in Off Position
- Arc Suppression: <3mS
- Interlocked Lid, only removable in off position



Glanded Type

Enclosed DC Isolators - IP66

Code Glanded	Rated Current @ 600VDC	Rated Current @ 1000VDC	Rated Current @ 1200VDC	Strings	Size (mm) H x W x D
SISO-16P2	16A	9A	9A	1	166 x 109 x 108
SISO-25P2	25A	11A	11A	1	166 x 109 x 108
SISO-32P2	32A	13A	13A	1	166 x 109 x 108
SISO-16P4B	16A	16A	16A	1	166 x 109 x 108
SISO-25P4B	25A	25A	25A	1	166 x 109 x 108
SISO-32P4B	32A	32A	32A	1	166 x 109 x 108

- UV Resistant Enclosure
- High Speed Contact Opening: ±2ms
- c/w Earth Terminal
- Interlocked Lid, only removable in off position
- Padlockable Operating Handle
- Rated Temp: -25°C to 85°C

SOLAR

©ACDC Dynamics

NEW

BATTERY SWITCH



Battery Switch

Code	VIC-BAT-SWITCH
Max. Continuous Current	275A
Rated Voltage	48VDC
Size (mm)	70 x 77 x 70
Mounting	Surface or Panel Mount

The battery switch can be used to isolate a battery from DC loads and/or DC charge sources. It is used to preserve battery charge in case a system is unattended, for system maintenance or in an emergency.

NEW

DC FUSES, FUSE HOLDERS & BUSBARS

Type	MIDI Fuses 32VDC	MIDI Fuses 58VDC	MEGA Fuses 32VDC		MEGA Fuses 58VDC	ANL Fuses 80VDC
						
Code	**MIDI32-***	**MIDI58-***	**MEGA32-***		**MEGA58-***	**ANL80-***
* Add Current Rating to Code	100A	60A	60A	200A	125A	400A
	125A	100A	80A	250A	200A	500A
	150A		100A	300A	250A	
	200A		125A	400A	300A	
			150A	500A		
			175A			
Fuse Bases						
Code	**MIDI-FB**		**MEGA-FB**	**VIC-MEGA-FB**		**ANL-FB**
Description	Standard base		Standard base	Modular base		Standard base

NEW

FUSE HOLDERS WITH BUSBARS



- Galvanised steel Terminal and Hex-Nut
- UL 94 HB, Clear Polycarbonate Cover
- Black UL 94 V-0, ABS base

6-Way MEGA Fuse Holder with Busbar

Code	VIC-MEGA6
Max. Current	250A
Max. Voltage	70VDC
Terminal Diameter I Height	8mm / 14mm
Busbar Strip Material	Tin-plated Copper (3 x 18mm)
Size (HxWxD)	51 x 182 x 88mm



VIC-MEGA-BB5



VIC-MEGA-BB6

Busbars for use with Modular MEGA Fuse Base

The Single Fuse Holders **VIC-MEGA-FB** are stacked and used with the busbars to make up a DC bus

Code	VIC-MEGA-BB5	VIC-MEGA-BB6
No. Positions	5	6
Current Rating	500A	1500A
Terminals Size	M10 x 1	M10 x 2
Busbar Size	Copper (40 x 5mm)	

Note: Modular base and busbars are to be ordered separately.

SOLAR

©ACDC Dynamics

INSTALLATION TOOLS



Solar Module Analyser

Code	Description
PROVA200	Solar Panel Performance Analyser
PROVA300XP	Test Result Printer

- Voltage Range: 0-60VDC
- Current Range: 0-6A
- I-V Curve Test for Solar Cell
- Pmax Search by Auto-Scan (60V, 6A)
- Maximum Voltage (Vmaxp) At Pmax
- Maximum Current (Imaxp) At Pmax
- Voltage At Open Circuit (Vopen)
- Current at Short Circuit
- Calculation of Efficiency (%)
- Manual Single Point Test

Solar Connector Spanner



PV-STX

Set of Spanners for working with Solar Connectors

Solar Tool Kit



PV-BOX

Aluminium box with foam cushion for PV tools. All tools in storage.

NEW





Solar Hoist Kit - 250 Comfort

Code	DSL-02093
Lifing Height	12m
Load Capacity	250kg
Lifing Speed	30m/min
Power Supply	230VAC/1.3kW

Available for rental

Code	Description
DSL-02093R	Rental Unit
DSL-02093/DAY	Daily Rental Charge

NEW

SOLAR PANEL CLEANING BRUSHES

Manual Solar Cleaning Brush



Motorised Solar Cleaning Brush



Code	X21-9M	X41-AC-5.5M	X42-DC-5.5M
Description	Manual Solar Cleaning Brush	Dual Head Solar Cleaning Brush	
Brush	Manual - 350mm (L)	2 x Motorised - Ø320mm	2 x Motorised - Ø320mm
Power	-	230/24VDC - 240W	24VDC/26Ah - 240W
Pole Length	9m Telescopic	5.5m Telescopic	5.5m Telescopic
Kit Includes	Water pipe: 20m Pipe connector & Valve	Water pipe: 9m Pipe connector & Valve AC/DC Power Supply with 17m cable	Water pipe: 9m Pipe connector & Valve Lithium Battery & Charger



Double-head electric brush photovoltaic cleaning





©ACDC Dynamics

BATTERY TERMINALS

Supplied 2pcs in Hanging Bag













Code	PRE4X4-2	PREBC-2	PREHD-2	PREHD12-2	PRELD-2
Terminal Type	4 X 4	Battery Cap	Heavy Duty	Heavy Duty	Light Duty
Cable Clamp	Universal Clamp	-	Universal Clamp	M12 Bolt	Universal Clamp
Material	Terminal P+N Brass	Red+Green Brass	Terminal P+N Brass	Terminal P+N Brass	Terminal P+N Brass

Supplied 2pcs in Hanging Bag











Code	PREMAR-2	PREQR-2	PRESTD-2	PRESTDP-2
Terminal Type	Marine	Quick release	Standard	Standard
Cable Clamp	Wingnut	For "PRE" Series	Universal Clamp	Universal Clamp
Material	Marine Brass	Brass	Terminal P+N Brass	Terminal P+N Nickle Plated

NEW

BATTERY TERMINAL INSULATORS

	200 Series Lug & Ring Insulators						Lug & Ring Insulator - Ø40mm		Tapered Battery Cable Boot	
	Ø14mm 		Ø18mm 	Ø20mm 	Ø22mm 	Ø24mm 				
Code	214N1-*	214N2-*	218N2-*	220N3-*	222N3-*	224N3-*	600N3-*	600N4-*	415N7V-*	415N9V-*
Entry Size Ø	3.3mm	7.6mm	7.6mm	12.7mm	12.7mm	12.7mm	12.7mm	10 x 35mm	11.2mm	15.9mm
Post Height	19.1mm	19.1mm	22.1mm	24.1mm	26.7mm	28.7mm	41.1mm	41.1mm	18.8mm	18.8mm

	Tapered Snap-on Insulators	Offset Snap-On Insulators		Marine Boot Insulator		Snap-in Top - For Multi Cable
						
Code	417N9-*	453D9V14	454D9V02	457N2-*	457N3-*	795-*
Entry Size	12.7mm	12.7mm	12.7mm	8.1mm	14.0mm	17.8mm
Post Height	23.1mm	18.8mm	18.8mm	48.3mm	48.3mm	42.38mm

*Add colour to code: ● **BK** (Black), ● **R** (Red)

NEW

POWER CONNECTIONS



74008N



723N



738834N



738N3P05

4 Point Terminal Busbar - c/w Cover

Code	No. of Studs	Max. Voltage	Max. Current Rating	Size: H x W x L (mm)
74008N*	4 x 8mm	48VDC	250A @ 12V	44 x 36 x 165
74010N*	4 x 10mm	48VDC	250A @ 12V	44 x 36 x 165

*Add colour to code: ● **BK** (Black), ● **R** (Red)

Dual 4 Point Terminal Busbar - c/w Cover

Code	Polarity	No. of Studs	Max. Voltage	Max. Current Rating	Size: H x W x L (mm)
738834N	Negative	4 x 10mm²	48VDC	250A @ 12V	45 x 76 x 146
	Positive	4 x 8mm	48VDC	250A @ 12V	45 x 76 x 146

©ACDC Dynamics

BATTERIES





BC1

Sealed Lead Acid

*** Battery sizes may be changed by manufacturer**

Sealed Lead Acid VRLA batteries are designed with AGM (Absorbent Glass Mat) technology, High performance plates and electrolyte to give extra power output for common power backup systems.

Code	Nominal Voltage	Nominal Capacity	Terminal type	*Size (mm
SY612	6V	1.2Ah	Lug - 4.8mm	98 x 25 x 56
SY632	6V	3.2Ah	Lug- 4.8mm	135 x 34 x 66
SY640	6V	4.0Ah	Lug - 4.8mm	70 x 47 x 107
SY1212	12V	1.2Ah	Lug - 4.8mm	98 x 45 x 59
SY1245	12V	4.5Ah	Lug - 4.8mm	90 x 70 x 107
SY1270	12V	7.2Ah	Lug - 4.8mm	150 x 65 x 102
NEW SY1290	12V	9.0Ah	Lug - 6.35mm	151 x 65 x 102
SY12012	12V	12Ah	Lug - 6.35mm	151 x 98 x 102
NEW SY12018	12V	18Ah	M5	181 x 77 x 167
SY12024	12V	24Ah	M5	165 x 126 x 173
NEW SY2435	24V	3.5Ah	Lug - 4.8mm	184 x 73 x 71

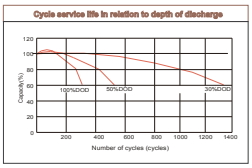

Deep Cycle AGM

*** Battery sizes may be changed by manufacturer**



BC1

Deep cycle Battery is specially designed for frequent cycling applications. This battery uses high-tin alloy positive plate,active paste materials and stronger electrolyte, which gives 30% longer life.

Code	Nominal Voltage	Nominal Capacity	Terminal type	*Size (mm
SY12035	12V	35Ah	M5	196 x 131 x 180
SY12045	12V	45Ah	M6	197 x 166 x 170
SY12065	12V	65Ah	M6	350 x 167 x 181
SY120102	12V	102Ah	M6	331 x 173 x 218
SY120200	12V	200Ah	M8	522 x 240 x 240

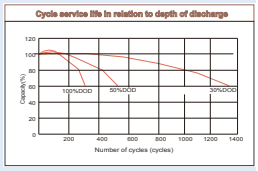

Mounting Brackets




BATTERY BRACKET BATTERY BRACKET 1 BATTERY BRACKET 2

Code	Description
BATTERY BRACKET	Mounting Bracket Galv. for 7.0Ah Battery - Flat
BATTERY BRACKET 1	Mounting Bracket Galv. for 7.0Ah Battery - Upright
BATTERY BRACKET 2	Mounting Bracket Galv. for 4.5Ah Battery - Upright

BC1

AGM / Gel Solar Batteries



- Reduce Cell failure due to premature dry-out
- Extend cycle service life by reducing plate corrosion
- Gelled Thixotropic Electrolyte

Note: Please ensure that the inverter/ charger used can be set up with gel specific charging parameters.

Code	Nominal Voltage	Nominal Capacity	Terminal	Size (mm)
NSB065-12	12V	65Ah	M6 Terminal	350 x 167 x 183
NSB100-12	12V	100Ah	M6 Terminal	328 x 172 x 220
NSB200-12	12V	200Ah	M8 Terminal	522 x 240 x 240
NSB250-12	12V	250Ah	M8 Terminal	520 x 268 x 240

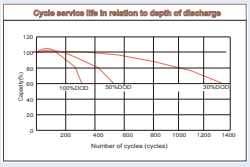

WHILE STOCKS LAST



DTM12100L

Asterion DTM(L) - AGM

Suitable for use in UPS and Back-up Power Applications and renewable energy systems.

Code	Nominal Voltage	Nominal Capacity	Terminal	Size (mm)
DTM12100L	12V	100Ah	M6 Terminal	330 x 171 x 220

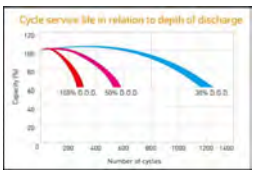



GEL12-100

Asterion GEL - AGM+GEL

Recommended for use in autonomous power Systems and renewable energy systems.

Code	Nominal Voltage	Nominal Capacity	Terminal	Size (mm)
GEL12-100	12V	100Ah	M6 Terminal	333 x 173 x 222

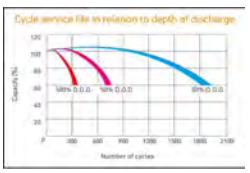

SOLAR

©ACDC Dynamics

NEW

MOBILE POWER LITHIUM BATTERIES

13V Mobile Power Series IP56

Mobile Power Series range is perfectly positioned as a drop-in replacement for the normal Lead Acid battery, giving you a high-quality, light and ultra-reliable solution for your home, vehicle use, outdoor and security.

3 Year Warranty









Code	BN13V-8-104WH	BN13V-11-140WH	BN13V-22-280WH	BN13V-108-1.4K
Capacity @ C10, 25°C	104Wh / 8Ah	140Wh / 11Ah	280Wh / 22Ah	1400Wh / 108Ah
Nominal Voltage	13VDC			
Discharge Current (Cont/Burst 30s)	1.44A / 7.2A	11A / 20A	20A / 40A	110A / 160A
Cycle Life @ 100% DoD, 0.1C, 25°C	> 2000 cycles			
Cycle Life @ 80% DoD, 0.1C, 25°C	> 3000 cycles			
Cycle Life @ 50% DoD, 0.1C, 25°C	> 5000 cycles			
Dimensions (W x D x H)	150 x 65 x 95mm	151 x 99 x 100mm	181 x 77 x 167mm	330 x 173 x 220mm
Net Weight	1.3kg	1.5kg	2.6kg	14kg

- Ultra-safe Lithium Iron Phosphate (LiFePO4) technology
- Integrated battery management System (BMS)
- Light weight & compact
- Highly durable ABS enclosure
- 3 Year Limited Warranty

IP54



WITH BUILT-IN BLUETOOTH MONITORING



26V Mobile Power Series IP56



Code	BN13V-108-1.4K-BT	BN13V-218-2.8K	BN26V-50-1.3K
Capacity	1400Wh / 108Ah	2800Wh / 218Ah	1300Wh / 50Ah
Nominal Voltage			26VDC
Discharge Current (Cont)	Rec: 50A/Max: 100A	100A	Rec: 10A/Max: 50A
Cycle Life @ 100% DoD, 0.1C, 25°C	> 2000 cycles		> 2000 cycles
Cycle Life @ 80% DoD, 0.1C, 25°C	> 3000 cycles		> 3000 cycles
Cycle Life @ 50% DoD, 0.1C, 25°C	> 5000 cycles		> 5000 cycles
Dimensions (W x D x H)	330 x 175 x 195mm	522 x 240 x 245mm	327 x 172 x 218mm
Net Weight	12.5kg	27kg	13.5kg

NEW

RACK-MOUNT LITHIUM BATTERY

RacPower Range

- Developed to support business and telecommunications industries
- Can be mounted in 19" server cabinets
- Up to 9 x units (46kWh) can be connected in parallel
- Battery anti-theft CryptoLock functionality for **BN52V-100-5.2k-BP**
- Serial communication compatible with leading inverter brands (CAN/RS485)
- 10 Year Limited Warranty

Daily use



Backup Power



Code	BN52V-100-5.2K-DU	BN52V-100-5.2K-BP
Capacity	5120Wh	5120Wh
Norminal Voltage	51.2V	51.2V
Max. Cont. Charge Current	60A I ≤ 60A recommended	50A I ≤ 30A recommended
Max. Cont. Discharge Current	100A	100A for 30mins I ≤ 70A recommended
Life Cycles @ 100% DoD, 0.5C	5000 cycles	3000 cycles
Life Cycles @ 80% DoD, 0.5C	7500 cycles	4500 cycles
Dimensions (W x D x H)	483 x 520 x 178mm	481 x 435 x 135mm
Net Weight	55kg	43kg

©ACDC Dynamics

BLUE NOVA energy

ACDC DYNAMICS

NEW

LITHIUM BATTERIES

High Current (HC) Range

- High performance ultra-reliable Lithium Iron Phosphate chemistry LiFePO4
- Fully rechargeable in as little as 1.5 hours (see maximum charging current)
- Serial communication (CANBUS) compatible with leading inverter brands
- On-board monitoring & diagnostics via integrated user interface / display
- Marine-grade stainless steel enclosure
- 10 Year product warranty
- < 2% Self discharge per month



Nominal Voltage	26VDC	
Code	**BN26V-125-3.3K-HC**	**BN26V-280-7.3K-HC**
Capacity @0.5C, 25°C	3250Wh	7280Wh
Max. Continuous Charge / Discharge	125A	240A
Cycle Life @100% DoD @0.5C, 25°C	3600 Cycles (20% fade)	
Cycle Life @80% DoD @0.5C, 25°C	5000 Cycles (20% fade)	
Cycle Life @70% DoD @0.5C, 25°C	7000 Cycles (20% fade)	
Warranty	10 Years	
Communication	CAN Port	
Dimensions (mm)(WxDxH)	510 x 210 x 310	800 x 210 x 310
Weight	38kg	80kg

NEW

BATTERY MONITORING AND CONTROL

BLUE NOVA energy



The BlueNova BMAC has been designed to integrate BlueNova with inverter system. The BMAC will handle all serial (CAN/RS485) communication between a BlueNova battery and listed compatible inverter systems and provide remote system monitoring and control functionality.

BMAC - Battery BMS with integrated WiFi Module for Local & Remote Monitoring

Code	BMAC-WIFI
Supply Voltage	7-100VDC
Comms Ports	• RS485 Port (RJ45) • Inverter CAN Port (RJ45) • Battery BMS CAN Port (RJ45) • USB Port (Micro)

Kit Includes

• DC Power Supply • CAN Cable • RS485 Cable • USB Cable

NEW

INTELLIGENT ENERGY STORAGE SYSTEM

The BlueNova® iESS is a Containerised intelligent Energy Storage System, equipped with:

- One or more battery inverters
- High voltage lithium ion battery pack with a life expectancy rating of up to 20 years under normal operating conditions
- BMS (Battery Management System)
- RMaC (Remote Monitoring and Control) which is the EMS (Energy management System)
- HVAC to maintain ideal operating temperature
- Fire suppression system if necessary
- Access control system if necessary
- Station DC system, Emergency stop and Internal electrical distribution complete and ready to plug and play into the network. Multiple of these containers can be installed in parallel to provide increased power and energy levels.

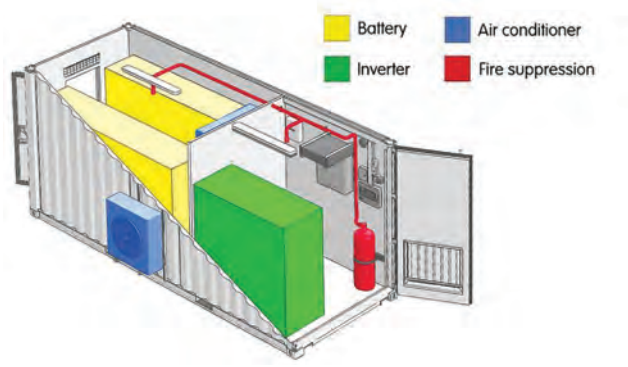

Please contact our Solar Sales Team for assistance with designing a solution engineered to meet your project requirements.

SOLAR

©ACDC Dynamics

LITHIUM BATTERIES

NEW



- Built-in Wifi with Monitoring App
- Selectable Pin-out for Inverter Communication
- All Accessories to be ordered separately



CFE-ICAB



CFE-PCAB



CFE-WALL-BRKT



CFE-FLOOR-BRKT

Residential Rack Mount Battery

Code	CFE-5100S-5.1KWH
Nominal Voltage	51.2V
Nominal Capacity	5.1kWh / 100Ah
Cycle Life	6000 Cycles @ 80% DoD, 0.2C, 25°C
Communication Port	CAN/RS485
Max. Cont. Charge/Discharge	100A
Weight	51kg
Dimensions	133 x 442 x 500mm

Accessories

Code	Description
CFE-ICAB	Input Cable Set
CFE-PCAB	Parallel Cable Set
CFE-WALL-BRKT	Wall Mounting Bracket Set
CFE-FLOOR-BRKT	Floor Mounting Bracket Set

HIGH CAPACITY LITHIUM BATTERIES

Freedom Won Lite Home and Business 52V Range

Freedom Won's LiTE technology incorporates the highest quality LiFePO4 cells with an advanced battery management system (BMS) and protection features, ensuring an ultra-safe battery with high power capabilities.

freedom WON









Code	FLHOME-5/4	FLHOME-10/8	FLHOME-15/12	FLHOME-20/16
Nominal voltage	52VDC	52VDC	52VDC	52VDC
Total Energy Capacity	5kWh	10kWh	15kWh	20kWh
Useable energy @80% DoD	4kWh	8kWh	12kWh	16kWh
Capacity	100Ah	200Ah	300Ah	400Ah
Max. And Cont. Charge Current	100A	200A	300A	400A
Max./Cont. Discharge Current	200A /100A	300A/200A	480/300A	480/400A
Dimensions HxWxD (mm)	500 x 340 x 290	745 x 340 x 290	745 x 490 x 290	745 x 640 x 290

- Control Interface: 2x RJ45CANBUS ports for interfacing with compatible inverters and System controllers.
- Protection: integrated DC circuit Breaker controlled by BMS
- DC Connection: Integrated 1.8m flyleads.
- Cycle life : ≥5500 expected life @ 80% Dod









Code	FLHOME-30/24	FLHOME-40/32	FLBUS-60/48	FLBUS-80/64
Nominal voltage	52VDC	52VDC	52VDC	52VDC
Total Energy Capacity	30kWh	40kWh	60kWh	80kWh
Useable energy @80% DoD	24kWh	32kWh	48kWh	64kWh
Capacity	600Ah	800Ah	1200Ah	1600Ah
Max. And Cont. Charge Current	600A	600A	800A	800A
Max./Cont. Discharge Current	750A / 600A	750A / 600A	1000A / 800A	1000A / 800A
Dimensions HxWxD (mm)	1300 x 413 x 370	1300 x 522 x 370	1300 x 743 x 370	1300 x 1009 x 370

©ACDC Dynamics

NEW

LiFeP04 BATTERIES








Code	SPF12-7.5	SPF12-8-HD	SPF12-10	SPF12-20	SPF12-40	SPF12-50
Nominal Voltage	12.8V	12.8V	12.8V	12.8V	12.8V	12.8V
Nominal Capacity	7.5Ah	8Ah	10Ah	20Ah	40Ah	50Ah
Energy	96Wh	102.4Wh	128Wh	256Wh	512Wh	640Wh
Max Cont. Discharge	20A	24A	20A	20A	50A	50A
Terminal	6.3mm Fast On	6.3mm Fast On	6.3mm Fast On	M5	M6	M8
Weight	1kg	~1.5kg	1.5kg	2.5kg	5.5kg	5.5kg
Dimensions [L*W*W]	151 x 65 x 100mm	151 x 65 x 100mm	181 x 77 x 167mm	181 x 77 x 167mm	196 x 166 x 171mm	223 x 150 x 178mm
Cycle Life	≥25000 times	≥1500 times	≥25000 times	≥25000 times	≥2500 times	≥25000 times








Code	SPF12-60	SPF12-100	SPF12-200	SPF26V-50	SPF26V-100	SPF26V-200
Nominal Voltage	12.8V	12.8V	12.8V	25.6V	25.6V	25.6V
Nominal Capacity	60Ah	100Ah	200Ah	50Ah	100Ah	200Ah
Energy	768Wh	1280Wh	2560Wh	1280Wh	2560Wh	5120Wh
Max Cont. Discharge	50A	100A	200A	50A	100A	150A
Terminal	M8	M8	M8	M8	M8	M8
Weight	7.5kg	11.5kg	27kg	11.5kg	23kg	42kg
Dimensions [L*W*W]	260 x 169 x 210mm	330 x 172 x 215mm	522 x 240 x 218mm	330 x 172 x 215mm	532 x 207 x 215mm	520 x 269 x 220mm
Cycle Life	≥25000 times	≥2500 times	≥25000 times	≥2500 times	≥25000 times	≥2500 times

NEW

LITHIUM BATTERIES

	Rack Mount	Rack Mount	Wall Mount	Wall Mount	Wall Mount
					
Code	**LFP26V-100-2.5K-RM**	**LFP52V-100-5.2K-RM**	**LFP26V-100-2.5K-WM**	**LFP52V-100-5.2K-WM**	**LFP52V-200-10K-FS**
Nominal Voltage	25.6V	51.2V	25.6V	51.2V	51.2V
Nominal Capacity	2560Wh/100Ah	5120Wh/100Ah	2560Wh/100Ah	5120Wh/100Ah	10240Wh/200Ah
Cycle Life	≥6000 Cycles @ 80% DoD, 0.5C	≥6000 Cycles @ 80% DoD, 0.5C	≥6000 Cycles @ 80% DoD, 0.5C	≥6000 Cycles @ 80% DoD, 0.5C	≥6000 Cycles @ 80% DoD, 0.5C
Communication Port	RS485 & CAN	RS485 & CAN	RS485 & CAN	RS485 & CAN	RS485 & CAN
Max. Cont. Charge/Discharge	50A / 100A	50A / 100A	50A / 100A	50A / 100A	100A / 150A
Warranty	5 Years	5 Years	5 Years	5 Years	5 Years
Weight	30kg	42kg	30kg	48kg	85kg
Dimensions [W*D*H]	374 x 440 x 150mm	374 x 527 x 150mm	350 x 480 x 156mm	450 x 650 x 156mm	450 x 770 x 156mm

Features

- LCD for viewing battery voltage, current, temp & S oC
- BMS with protection functions: like over-discharge over-charge, over-current, abnormal temperature.
- Passive Cell balancing
- Up to 16 battery packs in parallel

Accessories Included

- Wall mounting bracket/ Floor mounting base
- Power cable set
- Communication Cable

©ACDC Dynamics

NEW

LITHIUM BATTERIES

ELFBULB

	Rack Mount	Wall Mount	Wall Mount	Wall Mount
				
Code	**ELF52V-100-5.12K-RM**	**ELF52V-100-5.12K-WM**	**ELF52V-200-10K-WM**	**ELF52V-280-1.43K-FS**
Nominal Voltage	51.2V	51.2V	51.2V	51.2V
Nominal Capacity	5120Wh/100Ah	5120Wh/100Ah	10240Wh/200Ah	14300Wh/280Ah
Cycle Life	≥6000 Cycles @ 80% DoD ,1C	≥6000 Cycles @ 80% DoD,1C	≥6000 Cycles @ 80% DoD, 1C	≥6000 Cycles @ 80% DoD, 0.7C
Communication Port	RS485, RS232 and CAN	RS485, RS232 and CAN	RS485, RS232 and CAN	RS485, RS232 and CAN
Max Cont. Charge/ Discharge Current	100A	100A	200A	200A
Warranty	10 Years	10 Years	10 Years	10 Years
Weight	40.5kg	44.5kg	88kg	123kg
Dimensions [D*W*H]	490 x 440 x 250mm	555 x 390 x 150mm	590 x 375 x 245mm	830 x 500 x 250mm

Features
- Up to 15 battery packs in parallel
- Intelligent BMS compatible with most inverter brands in market
- A grade LiFePO4 Lithium Iron Phosphte cells
- Can be easily installed to stand on floor or hang on the wall *(Wall Mount Type)
- Active cell balancing
- LCD for easy viewing of battery status

Accessories Included
- Power Cable set for Batteries (Included)
- Communication Cable

GREENRICH

	Rack Mount	Rack Mount	Rack Mount	Wall Mount
				
Code	**GR-UP3686-3.6KWH**	**GR-UP5000-5KWH**	**GR-UP6100-6.1KWH**	**GR-UP5000-WM-5KWH**
Nominal Voltage	51.2V	51.2V	51.2V	51.2V
Nominal Capacity	3686Wh/72Ah	4960Wh/96.6Ah	6123Wh/119.6Ah	4960Wh/96.6Ah
Cycle Life	≥6000 Cycles @ 80% DoD, 1.5C Note: For better battery life charge at 36A(0.5C @ 25°C)	≥6000 Cycles @ 80% DoD, 1.5C Note: For better battery life charge at 43A(0.5C @ 25°C)	≥6000 Cycles @ 80% DoD, 1.5C Note: For better battery life charge at 60A(0.5C @ 25°C)	≥6000 Cycles @ 80% DoD, 1.5C Note: For better battery life charge at 43A(0.5C @ 25°C)
Communication Port	RS485, RS232 &CAN	RS485, RS232 &CAN	RS485, RS232 &CAN	RS485, RS232 &CAN
Max Cont. Charge/ Discharge Current	50A/115A	80A/150A	80A/200A	80A/150A
Warranty	10 Years	10Years	10 Years	10 Years
Weight	42kg	50.88kg	57kg	48kg
Dimensions [D*W*H]	222 x 442 x 512mm	223 x 442 x 512	221 x 438 x 536mm	586 x 3668 x 175.4mm

Features
- Vertical / Horizontal Installation (Wall Mount)
- Compatible with most inverter brands in market
- Protection functions: like over-discharge over-charge, over-current, abnormal temperature
- Up to 15 units in parallel

Accessories Included
- Wall Mount. Bracket and Floor Base for Wall Mount
- Communication Cable
- Power Cable set

©ACDC Dynamics

NEW

LITHIUM BATTERIES

Accessories Included:
- Power cable set
- Communication Cable

	Rack Mount	Rack Mount	Rack Mount LiFePO4	Wall Mount LiFePO4
				
Code	**DYN-A48100-4.8KWH**	**DYBA51100-5KWH**	**RESI-51100RM-5.1KWH**	**RESI-51100WM-5.1KWH**
Nominal Voltage	48VDC	51.2VDC	51.2V	
Nominal Capacity	4800Wh/100Ah	5120Wh/100Ah	5120Wh / 100Ah	
Cycle Life	≥6000 Cycles @ 80% DoD, 0.5C		>6000 (0.5C@ 25°C, 80% DOD)	
Communication Port	RS485, RS232 &CAN	RS485 & CAN	RS232, RS485, CAN	
Max Cont. Charge/Discharge Current	50A (Recommended) / 75A Max		100A / 100A	
Warranty	10 Years	10 Years	5 Years	
Weight	45kg	50kg	45kg	49kg
Dimensions	597 x 504 x 170mm	558 x 545 x 150mm	155 x 442 x 470mm	550 x 400 x 175mm




Accessories - for Dyness

Code	Description
DYN-ICAB	Input cable set for Dyness Batteries

PYLONTECH

	Rack Mount	Rack Mount	Rack Mount	Rack Mount
				
Code	**US2000C**	**UP2500**	**US3000C**	**UP5000**
Nominal Voltage	48VDC	25.6VDC	48VDC	48VDC
Nominal Capacity	2400Wh/50Ah	2840Wh/110Ah	3552Wh/74Ah	4800Wh/75Ah
Usable Capacity	2200Wh	2550Wh	3200Wh	4560Wh
Cycle Life	≥4500 Cycles @ 90% DoD, 25°C	≥4500 Cycles @ 90% DoD, 25°C	≥4500 Cycles @ 90% DoD, 25°C	≥4500 Cycles @ 90% DoD, 25°C
Communication Port	RS485 & CAN	RS485 & CAN	RS485 & CAN	RS485 & CAN
Max Cont. Charge/ Discharge Current	25A (Recommended)	56A (Recommended) 85A Max	37A, (Recommended) 74A Max	75A
Warranty	10 Years	5 Years	10 Years	5 Years
Maximum String	16	8	16	16
Weight	440 x 410 x 89mm	442 x 420 x 119mm	442 x 420 x 132mm	442 x 420 x 160mm
Dimensions [W*D*H]	24kg	27.5kg	32kg	45Kg



Batteries can be stacked using optional brackets or mounted in 19" rack.



Stacking Bracket



Cable Set



Accessories

Code	Description
US2000/PH-BR	Stacking bracket for 2.4kWh
US3000-BR	Stacking bracket for 3.5kWh
US/PH-ICAB	Input cable set for Batteries
LV-HUB	Communication hub for connection of up to 5 battery strings

NEW

LITHIUM BATTERY ACCESSORIES



WMBRKT-1BAT



WMBRKT-2BAT

Wall Mounting Brackets

Code	Description
WMBRKT-1BAT	For 1 Rack Mount Battery up to 4u
WMBRKT-2BAT	For 2 Rack Mount Batteries, Flat Pack, up to 8u



Note: Colour of Cable might vary depending on stock availability.

BMS Communication Cables

CAB-DEYE-BNRP	DEYE to Blue Nova Racpower
CAB-LUX-BNRP	LuxPower Blue Dip Switch to Blue Nova Racpower
CAB-LUX-DYNESS	Luxpower Red Dip Switch to Dyness
CAB-LUXOLD-BNRP	LuxPower Red Dip Switch to Blue Nova Racpower

SOLAR

©ACDC Dynamics

NEW

LITHIUM BATTERIES

Deye

Features

- ≥ 6000 Cycles @ 90% DoD, 0.3C
- 10 Year Warranty
- RS485/CAN BMS Communication

	Rack or Wall Mounting - Low Voltage		Wall Mount - Low Voltage
			
Code	**DEYE-SE52V-G5.3KWH**	**DEYE-RW52V-M5.3K-WM**	**DEYE-RW52V-F10.6K-WM**
Nominal Voltage	51.2V	51.2V	51.2V
Nominal Capacity	5320Wh/104Ah	5320Wh/104Ah	10640Wh/208Ah
Communication Port		RS485 & CAN	
Max. Cont. Charge/Discharge Current	100A	100A	Charge: 200A / Discharge: 250A
Dimensions (W*D*H) / Weight	440 x 133 x 560mm / 44kg	440 x 620 x 140mm / 45kg	600 x 750 x 200mm / 95kg
Scalability	Max. 64 units in parallel	Max. 32 units in parallel	Max. 32 units in parallel
Accessories	Rack/Wall Mounting Bracket, Power Cable Set, Communication Cable Optional Stacking Bracket: **DEYE-3U-BR**	Power Cable Set, Wall mounting Bracket and Communication Cable	Power Cable Set, Wall mounting Bracket and Communication Cable

NEW

LITHIUM TRACTION BATTERIES



ROYPOW



Lithium Golf Cart Batteries - IP65

Code	S5156R	S51105L
Nominal Voltage	51.2V	51.2V
Nominal Capacity	50Ah/2.55kwh	105Ah/4.37kwh
Charge/Discharge Current	50A/50A	50A/200A
Cycle Life	> 3500 Cycles	> 3500 Cycles
Size	460 x 334 x 235mm	490 x 334 235mm
Weight	29kg	43±2kg

- 5 Year Warranty
- Zero Maintenance
- Fast Charging



ROYPOW



Lithium Forklift Batteries - IP65

Code	F48420AF	F48460N
Nominal Voltage	51.2V	51.2V
Nominal Capacity	420Ah/21.5kwh	460Ah23.5kwh
Charge/Discharge Current	200A/350A	200A/350A
Cycle Life	> 3500 Cycles	> 3500 Cycles
Size	820 x 528 x 570mm	820 x 528 x 570mm
Weight	250±20kg	295±20kg

- 5 Year Warranty
- Built-In Battery Management System
- Steady Output - Consistant Performance Over Time

©ACDC Dynamics

NEW

DEYE HV BATTERIES



Code	DEYE-HV-BOS-12-EU
No. of Modules	12
Racks	1
Nominal Voltage	614.4V
Nominal Capacity	61.44kWh/100Ah

Features:
- Low self discharge rate
- Intelligent BMS
- Eco-Friendly
- Working temperature range is from -20°C to 55°C



DEYE-HV-BOS-G5.12KWH



DEYE-HV-B750V/100A-EU



DEYE-HV-3UX12-RACK

Battery Module Specs

Code	DEYE-HV-BOS-G5.12KWH
Nominal Voltage	51.2V
Nominal Capacity	5120Wh/100Ah
Cycle Life	≥6000 Cycles @ 90% DoD, 0.3C
Communication Port	RS485 & CAN
Max Cont. Charge/ Discharge Current	100A
Warranty	10 Years
Weight	44kg
Dimensions	440 x 570 x 133mm

High Voltage Control Box Specs

Code	DEYE-HV-B750V/100A-EU
Working Voltage Range	120VDC-750VDC
Communication Port	RS485 & CAN
Max Cont. Charge/ Discharge Current	100A
Weight	15.5kg
Dimensions [W*D*H]	440 x 570 x 150mm

Rack Specs

Code	DEYE-HV-3UX12-RACK
Scalability	Accommodates a Max of 12 Batteries and a High Voltage Controller Box
Dimensions [W*D*H]	589 x 590 x 2240mm



Inverter to be ordered separately

- c/w Built-in Air conditioning for cooling the BESS
- Combustible gas, smoke and temperature detection system, active exhaust and fire alarm
- Supports battery expansion, with a maximum capacity of 360KWh
- Lithium battery BMS communication
- Built-in Aerosol Fire Suppression Device

High Voltage Battery Storage System IP55

Code	DEYE-HV-GE-F60
Battery	
Nominal Module Voltage	51.2VDC
Battery Type	LiFePO4
Battery Module Energy	5.12KWh
Number of Modules	12
Cycle Life	≥6000 (@25°C±2°C, 0.5C, 70%EOL)
Nominal Pack Energy	61.4KWh
Battery Operating Voltage	500 - 700VDC
Display	LCD
General Specifications	
Installation Style	Floor-Mounted
Communications	CAN
Battery Module Weight	45kg
Battery Module Dimension	440 x 570 x 133mm
Battery Enclosure Weight	1015kg (Excl. Inverter)
Battery Enclosure Dimension	735 x 1045 x 2235mm (Excl. Inverter)

©ACDC Dynamics

NEW

C&I HYBRID STORAGE SOLUTIONS IP20



1x unit 1x unit



1x unit 2x units



2x units 2x units



2x units 4x units

Code	DEYE-HV-ID-50/60KWH	DEYE-HV-ID-50/120KWH	DEYE-HV-ID-100/120KWH	DEYE-HV-ID-100/240KWH
AC Power	50kW	50kW	100kW	100kW
Battery Capacity	61.44kWh	122.8kWh	122.8kWh	245.6kWh
PV Input Power	65kWp	65kWp	130kWp	130kWp
AC Combiner Incl.	**AC-COMBINER-50K-1**	**AC-COMBINER-50K-1**	**AC-COMBINER-50K-2**	**AC-COMBINER-50K-2**



3x units 3x units



3x units 6x units



4x units 4x units



4x units 8x units

Code	DEYE-HV-ID-150/180KWH	DEYE-HV-ID-150/360KWH	DEYE-HV-ID-200/240KWH	DEYE-HV-ID-200/480KWH
AC Power	150kW	150kW	200kW	200kW
Battery Capacity	184.3kWh	368.6kWh	245.6kWh	491.2kWh
PV Input Power	195kWp	195kWp	260kWp	260kWp
AC Combiner Incl.	**AC-COMBINER-50K-3**	**AC-COMBINER-50K-3**	**AC-COMBINER-50K-4**	**AC-COMBINER-50K-4**



5x units 5x units



5x units 10x units



6x units 6x units



6x units 12x units

Code	DEYE-HV-ID-250/300KWH	DEYE-HV-ID-250/600KWH	DEYE-HV-ID-300/360KWH	DEYE-HV-ID-300/720KWH
AC Power	250kW	250kW	300kW	300kW
Battery Capacity	307kWh	614kWh	369kWh	738kWh
PV Input Power	325kWp	325kWp	390kWp	390kWp
AC Combiner Incl.	**AC-COMBINER-50K-5**	**AC-COMBINER-50K-5**	**AC-COMBINER-50K-6**	**AC-COMBINER-50K-6**

- Larger Solutions up to 500KW / 1MWh available on request
- High-voltage capacity and advanced technology make it a perfect backup power solution for your home or business
- Kit includes: Inverter, Batteries, BMS, EMS and AC Combiner
- Cables, PV, cable reticulation, fire supression and airconditioning to be provided for separately

©ACDC Dynamics

NEW

C&I HYBRID STORAGE SOLUTIONS IP55






Code	DEYE-HV-GE-50/60KWH	DEYE-HV-GE-50/120KWH	DEYE-HV-GE-100/120KWH	DEYE-HV-GE-100/240KWH
AC Power	50kW	50kW	100kW	100kW
Battery Capacity	61.44kWh	122.8kWh	122.8kWh	245.6kWh
PV Input Power	65kWp	65kWp	130kWp	130kWp
AC Combiner Incl.	-	-	AC-COMBINER-50K-2	AC-COMBINER-50K-2






Code	DEYE-HV-GE-150/180KWH	DEYE-HV-GE-150/360KWH	DEYE-HV-GE-200/240KWH	DEYE-HV-GE-200/480KWH
AC Power	150kW	150kW	200kW	200kW
Battery Capacity	184.3kWh	368.6kWh	245.6kWh	491.2kWh
PV Input Power	195kWp	195kWp	260kWp	260kWp
AC Combiner Incl.	AC-COMBINER-50K-3	AC-COMBINER-50K-3	AC-COMBINER-50K-4	AC-COMBINER-50K-4


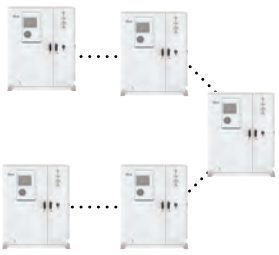
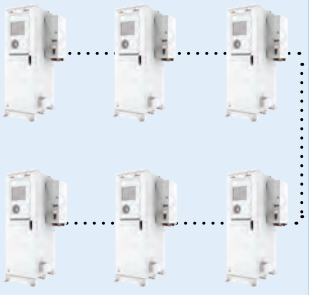


Code	DEYE-HV-GE-250/300KWH	DEYE-HV-GE-250/600KWH	DEYE-HV-GE-300/360KWH	DEYE-HV-GE-300/720KWH
AC Power	250kW	250kW	300kW	300kW
Battery Capacity	307kWh	614kWh	369kWh	738kWh
PV Input Power	325kWp	325kWp	390kWp	390kWp
AC Combiner Incl.	AC-COMBINER-50K-5	AC-COMBINER-50K-5	AC-COMBINER-50K-6	AC-COMBINER-50K-6

- Larger Solutions up to 500KW / 1MWh available on request
- All-in-One integrated technology: Inverter, Batteries, BMS, and EMS
- Lithium Iron Phosphate (LFP) battery with aerosol fire-extinguishing solution
- Safety features: combustible gas, smoke, and temperature detection, active exhaust, and fire alarm
- Suitable for high-rate cyclic charging and discharging scenarios
- Kit includes: All-in-one system and AC combiner
- Cables, PV and cable reticulation to be provided for separately

SOLAR

©ACDC Dynamics

MODIFIED SINE WAVE INVERTERS

Modified Sine





Code 12V	PM-A-0150AH12	PM-A-0300AH12	PM-A-0600AH12	PM-A-1000AH12	PM-A-1200AH12	PM-A-1500AH12	PM-A-2500AH12	PM-A-3000AH12
Code 24V	-	-	PM-A-0600AH24	PM-A-1000AH24	PM-A-1200AH24	PM-A-1500AH24	PM-A-2500AH24	PM-A-3000AH24
Max Cont. Power	150W	300W	600W	1000W	1200W	1500W	2500W	3000W
Peak Power	300W	600W	1200W	2000W	2400W	3000W	5000W	6000W
Size (mm)	115 x 101 x 63	189 x 101 x 63	245 x 176 x 85	275 x 208 x 77	275 x 208 x 77	325 x 200 x 77	345 x 230 x 108	420 x 250 x 108
Code 12V with charger			PM-A-0700CA12	PM-A-1000CA12	PM-A-1200CA12	PM-A-1500CA12	PM-A-2500CA12	–
Code 24V with charger			PM-A-0700CA24	PM-A-1000CA24	PM-A-1200CA24	PM-A-1500CA24	PM-A-2500CA24	–

- AC Output Voltage: 230VAC/50Hz
- Regulation ± 0.5%
- Low Voltage Shut Down 12 / 24: 9.8V / 19.12V
- Overload protection
- DC Input/ AC Output short circuit protection
- All inverters supplied with cables





Modified Sine Wave Compact Inverter

Small size & easy connection for use with solar kits or in your vehicle

Code	SG-PSI-150W
Continuous Power	150W
Surge Power	300W
Input	12VDC (Car Lighter Plug) Output
Output	1 x 3Pin Multi-standard (230VAC / 150W)



UPDATED RANGE

PURE SINE WAVE INVERTERS

Inverters (P-Series)

Pure Sine





Code 12V	P300-12-2	P600-12-2	P1000-12-2	P1500-12-2	P2000-12-2	P3000-12-2	–	–	–
Code 24V	P300-24-2	P600-24-2	P1000-24-2	P1500-24-2	P2000-24-2	P3000-24-2	BP4000W-24	–	BP6000W-24
Code 48V	P300-48-2	P600-48-2	P1000-48-2	P1500-48-2	P2000-48-2	P3000-48-2	BP4000W-48	BP5000W-48	BP6000W-48
Rated Power	300W	600W	1000W	1500W	2000W	3000W	4000W	5000W	6000W
Surge Power	600W	1200W	2000W	3000W	4000W	6000W	8000W	10 000W	12 000W
Output	230V 50/60Hz ± 3% Pure Sine Wave								
Protection	Battery Low Voltage Alarm & Shutdown, Overload, Over Temperature, Over Voltage, Short Circuit, Reverse Polarity, Earth Leakage								
Dimensions(mm)	260x150x58	260x150x78	293x150x98	405x230x108		460x230x108	465x200x145		518x200x145

- AC Output Voltage: 230VAC/50Hz
- USB: 5V/2.1A
- Output Voltage Regulation: ± 10%
- 12V / 24V / 48VDC input
- Protection: LED Indicator and Audible Alarm for short-circuit & overload protection.
- Optional remote monitoring switch

Inverter / Charger - With Automatic Changeover (CPS-Series)

Pure Sine





Code 12V	–	CPS600-12-2	CPS1000-12-2	CPS1500-12-2	CPS2000-12-2	BPC3000W-12	–	–	–
Code 24V	–	CPS600-24-2	CPS1000-24-2	CPS1500-24-2	CPS2000-24-2	–	BPC4000W-24	–	–
Code 48V	–	–	–	–	–	BPC3000W-48	BPC4000W-48	BPC5000W-48	BPC6000W-48
Charger Size	–	12V/10A, 24V/5A		12V/20A, 24V/10A		12V/30A, 24V/15A, 48V/10A			
Battery Type	LiFeP04/Flooded/Calcium/AGM/SLA/GEL (Selectable)								

- AC Output Voltage: 230VAC/50Hz
- USB: 5V/2.1A
- Output Voltage Regulation: ± 10%
- 12V / 24V / 48VDC input
- Protection: LED Indicator and Audible Alarm for short-circuit & overload protection.
- Built-in 3-stage charger
- AC Auto-Transfer switch (UPS Function)
- Input Voltage Range: -15% ~ +25% (230VAC)
- DIP Switch for Battery type selection.
- Optional remote monitoring switch



CPS-RC3

©ACDC Dynamics

NEW

POWER INVERTER/CHARGER

- Pure sine wave inverter
- Support LiFePO4 and Lead-acid Battery
- Built-in selectable charger
- Deep discharge protection
- Automatic line-to-battery switch over

	EP1500 Inverter/Chargers		EP15 Inverter/Charger
			
Code	**EP-1500-600W**	**EP-1500-1200W**	**EP15-0612PLUS**
AC Input			
Rated Input Voltage	230VAC		230VAC
Input Voltage Range	184-278VAC		184-278VAC
AC Output			
Rated Power	600W	1200W	600W
Rated Voltage	230VAC ± 10% @50Hz		230VAC ± 10% @50Hz
Battery			
Rated Power	12VDC	24VDC	12VDC
Battery Type	Lithium/Lead-acid Battery (Selectable)		Lithium/Lead-acid Battery (Selectable)
Maximum AC Charge Current	10A/15A (Selectable)	5A/10A (Selectable)	15A
General Specifications			
Accessories Included	AC input cable, COM USB cable		AC input cable, COM USB cable
Weight	2.9kg	3.1kg	3.0kg
Dimensions (WxHxD) mm	246 x 253 x 87	246 x 253 x 87	320 x 231 x 96

NEW

SRNE SOLAR CHARGE CONTROLLERS

SRNE

Supports both Lithium and Lead-acid battery

PWM - HC Series Solar Charge Controllers





Code	SR-HC2410	SR-HC2420	SR-HC2430	SR-HC2440	SR-HC2460	SR-HC4840
Rated Charge Current	10A	20A	30A	40A	60A	40A
Rated Load Current	10A	20A	30A	40A	60A	40A
Nominal System Volts	12/24VDC	12/24VDC	12/24VDC	12/24VDC	12/24VDC	12/24/36/48VDC
Max PV Voc	55VDC	55VDC	55VDC	55VDC	55VDC	100VDC
Dimensions (mm)	120 x 75 x 34	134 x 85 x 36	159 x 100 x 39	159 x 100 x 39	193 x 131 x 56	193 x 131 x 56

- Check or adjust parameters on LCD
- 2 x USB port
- RS485 Communication
- LCD Display for reading/viewing the parameters
- Load Working Modes: Light Control, Time Control, Manual Control, Debugging Mode & Normally Open

SRNE

Supports both Lithium and Lead-acid battery

MPPT - Shiner Series Solar Charge Controllers





Code	SHINER2410-B	SHINER2420-B	SHINER2430-B	SHINER2440-B	SHINER2460-B	SHINER4820-B
Rated Battery Current	10A	20A	30A	40A	60A	20A
Rated Load Current	10A	20A	20A	20A	20A	20A
Nominal System Voltage	12/24VDC	12/24VDC	12/24 VDC	12/24VDC	12/24VDC	12/24/36/48VDC
Max PV Voc	60VDC	60VDC	100VDC	100VDC	100VDC	100VDC
MPPT Voltage Range	2V - 45VDC	2V - 45VDC	2V - 72 VDC	2V - 72VDC	2V - 72VDC	2V - 72 VDC
Dimensions (mm)	155 x 99	181 x 118	187 x 133 x 72	228 x 160 x 72	261 x 186 x 82	181 x 118 x 62

- CAN/ RS485 Communication
- LCD Display for reading/viewing the parameters
- Load Working Modes: Light Control, Time Control, Manual Control, Debugging Mode & Normally Open
- Peak Efficiency: 85 - 98%
- Built-in Bluetooth Module usable with the SRNE app to check or adjust parameters



SOLAR

©ACDC Dynamics

PWM SOLAR CHARGE CONTROLLERS

Landstar EU Series







Code	LS0512EU	LS1012EU	LS1024EU	LS2024EU	LS3024EU
Rated Charge Current	5A	10A	10A	20A	30A
Max Load Current	5A	10A	10A	20A	30A
Nominal System Voltage	12V	12V	12/24V Auto	12/24V Auto	12/24V Auto
Display	LED	LED	LED	LED	LED
Max Voc	30V	30V	50V	50V	50V
Dimensions (mm)	110 x 66 x 21	120 x 67 x 22	120 x 67 x 22	148 x 86 x 35	148 x 107 x 44
Features	5V / 1.2A USB Output	5V / 1.2A USB Output	5V / 1.2A USB Output	5V / 1.2A USB Output	5V / 2A USB Output

- 3- Stage Intelligent Charging
- Supports Sealed, Gel or Flooded Battery Types
- LED Battery Status Indicator
- Battery Temperature Compensation
- Battery Over / Under Voltage Protection
- Load Overload / Short Circuit Protection

Viewstar AU Series







PWM 48V



Code	VS1024AU	VS2024AU	VS3024AU	VS3048AU	VS4524AU	VS4548AU	VS6048AU	SLX-410
Rated Charge Current	10A	20A	30A		45A		60A	10A
Max Load Current	10A	20A	30A		45A		60A	10A
Nominal System Voltage	12/24V Auto	12/24V Auto	12/24V Auto	12/24/36/48V Auto	12/24V Auto	12/24/36/48V Auto	12/24/36/48V Auto	48V
Max Voc	50V	50V	50V	96V	50V	96V	96V	90V
Display	Backlit LCD	Backlit LCD	Backlit LCD		Backlit LCD		Backlit LCD	Backlit LCD
Self Consumption	≤18mA	≤18mA	≤18mA		≤18mA		≤18mA	14mA
Dimensions (mm)	142 x 85 x 42	160 x 95 x 50	181 x 101 x 60		194 x 118 x 64		214 x 128 x 72	188 x 128 x 49
USB For Charging DC Appliance	Double USB 5V / 2.4A Tot	Double USB 5V / 2.4A Tot	Double USB 5V / 2.4A Tot		Double USB 5V / 2.4A Tot		Double USB 5V / 2.4A Tot	N/A

- 3-stage intelligent charging
- Supports sealed, gel or flooded batteries
- Battery temperature compensation with external temperature probe Input
- Multiple load control modes
- Energy statistics function
- Extensive electronic protection
- Probe code: **RTS300R47K3.81A**
- Multi-stage charging
- Supports sealed,gel or flooded batteries

MPPT SOLAR CHARGE REGULATORS






EBOX-BLE EBOX-WIFI



MT50



RTS300R 47K3,81A

Tracer AN Series - c/w Wireless Communication Options & App

Code		T1206AN	T2206AN	T1210AN	T2210AN	T3210AN	T4210AN
Rated Battery Current		10A	20A	10A	20A	30A	40A
Rated Load Current		10A	20A	10A	20A	30A	40A
Nominal System Voltage		12/24V					
Max PV Open Circuit V		60V		100V			
MPPT Voltage Range		Battery Voltage +2V - 36V		Battery Voltage +2V - 72V			
Peak Conversion Efficiency		98%					
Max PV Input	12V	130W	260W	130W	260W	390W	520W
Power	24V	260W	520W	260W	520W	780W	1040W
Dimensions (mm)		172 x 139 x 44	220 x 154 x 52	172 x 139 x 44	220 x 154 x 52	228 x 164 x 55	252 x 180 x 63

- Advanced MPPT Technology
- Ultra Fast Tracking Speed & wide MPPT Voltage Range
- Programmable Battery Types & Load Control
- Automatic PV Power Limitation Function
- Backlit Multifunction LCD Display
- 3-Stage Battery Charging with temp. compensation
- RS485 Port with Industrial Standard Modus Open Architecture
- Programmable via Remote Meter, PC or Smart Phone App

Accessories

Code	Description
MT50	Remote meter with 2m Cable
EBOX-BLE-01	Bluetooth Adaptor
EBOX-WIFI-01	Wifi Adaptor
RTS300R47K3.81A	Remote Temperature Probe

©ACDC Dynamics

MPPT SOLAR CHARGE REGULATORS

EPEVER
EPSOLAR TECHNOLOGY





EBOX-BLE



EBOX-WIFI



MT50



RS485-USB

iTracer Series - Now with Expanded Communication / Monitoring Options

Code		IT3415ND-30	IT4415ND-45	IT6415ND-60
Rated Battery Current		30A	45A	60A
Rated Load Current		30A	45A	60A
Nominal System Voltage		12/24/36/48V Auto		
Max PV Open Circuit V		150V		
MPPT Voltage Range		Battery Voltage +2V - 108V		
Peak Conversion Efficiency		98%		
Max PV Input Power	12V	400W	600W	800W
	24V	800W	1200W	1600W
	36V	1200W	1800W	2400W
	48V	1600W	2400W	3200W
Dimensions (mm)		358x219x102	382x231x107	440x231x110

Accessories

Code	Description
RS485-USB	PC Communication Cable RS485 to USB
MT50	Remote Meter
EBOX-BLE-01	Bluetooth Adaptor
EBOX-WIFI-01	Wifi Adaptor
RS485-RJ45	Communication Cable for Remote Meter and Communication Adaptors

- Advanced MPPT algorithm
- Multi-phase sync rectification technology realizing peak conversion efficiency 98%
- Dual-core (ARM CPU+DSP) control architecture improves the system response speed and optimizes the performance of the system
- Multi-phase control technology, optimizes charging current smoothness, reduces ripple and improves the system efficiency
- Diversified load control mode
- Programmable battery management parameters
- Built-in running data and event logging (Max 15 months)
- Extensive communication capabilities (RS232, RS485 with Modbus protocol, CAN Bus extendable)
- Real time monitoring and parameter setting via software, remote meter or mobile App
- Field upgradable firmware

Note: for iTracer **RS485-RJ45** communication cable must be purchased when using remote meter or communication adaptors

EXTENDED RANGE

ORION DC TO DC CONVERTER

victron energy
BLUE POWER



60W



240W

Orion Non-Isolated DC-DC Converters IP43

Code	OR-DC/DC-24/12-5	OR-DC/DC-24/12-20
Input Voltage Range	18-35V	18-35V
Nominal Output Voltage	12.7V	12.5V
Output Voltage adjust range	-	-
Cont. Output Current	5A (60W)	20A (240W)
Size	53 x 51 x 27mm	73 x 94 x 45mm
High Efficiency: ≥95% @ Full Load		

victron energy
BLUE POWER

Orion Isolated DC-DC Converters IP43



Code	OR-DC/DC-24/24-5	OR-DC/DC-12/24-10	OR-DC/DC-24/48-6	OR-DC/DC-48/12-20
Input Voltage	16 - 35V	8 - 17V	16 - 35V	32 - 70V
Output Voltage	24.2V	24.2V	48.2V	12.2V
Output Voltage Adj.	20 - 30V	20 - 30V	40 - 60V	10 - 15V
Cont. Output Current	5A (120W)	10A (240W)	6A (280W)	20A (240W)
Size	100 x 113 x 47mm	130 x 186 x 70mm	130 x 186 x 70mm	130 x 186 x 70mm



Code	OR-DC/DC-48/24-12	OR-DC/DC-12/12-30	OR-DC/DC-24/12-30
Input Voltage	32 - 70V	10 - 17V	20 - 35V
Output Voltage	24.2V	12.2V	12.2V
Output Voltage Adj.	20 - 30V	10 - 15V	10 - 15V
Cont. Output Current	12A (280W)	30A (360W)	30A (360W)
Size	130 x 186 x 70mm	130 x 186 x 80mm	130 x 186 x 80mm

- Remote on-off
- Adjustable Output Voltage
- High temperature protected
- All models are short-circuit proof and can be paralleled to increase output current

victron energy
BLUE POWER



OR-DC/DC-IP-12/24-50

Orion Non-Isolated DC-DC Converter IP67

Code	OR-DC/DC-IP-12/24-50
Input Voltage Range	10-15VDC
Nominal Output Voltage	24V
Output Voltage adjust range	± 3%
Max Cont. Output Current	50A (1200W)
Size	265 x 127 x 63mm

- Completely encapsulated: waterproof, shockproof & ignition protected
- Can be used in harsh environments

SOLAR

©ACDC Dynamics

PRECISION BATTERY MONITORING

Calculate ampere-hours consumed and the state of the charge of a battery. Ampere-hours consumed is calculated by integrating the current flowing in or out of the battery. These Monitors are based on a powerful micro-processors programmed with algorithms for precision monitoring.

Smart Phone monitoring & control











Code	BMV700	BMV702	BMV712	VWB-BMV
Input Voltage	6.5 - 95VDC	6.5 - 95VDC	6.5 - 70VDC	Wall Mounted Display Enclosure
Current Drawn	<4mA	<4mA	<1mA	
Battery Capacity	20 - 9999AH	20 - 9999AH	20 - 9999AH	
Comm Port	Yes	Yes	Yes & Bluetooth	
Potential Free Contacts	60V/1A/(N/O)	60V/1A/(N/O)	60V/1A/(N/O)	
Dimensions	69 x 69mm	69 x 69mm	69 x 69mm	
Additional Features	-	• Input to measure voltage of 2nd battery, mid point voltage or temp.	• As per **BMV702** + Built-in Bluetooth connectivity - No dongle required	
Accessories	-	**BMV7-TEMP**	**BMV7-TEMP**	

- Bluetooth Smart = Use Bluetooth Smart dongle (**VED-BT**) to enable remote monitoring or easy programming via the Victron Connect BMV App
- Programmable visual / audio alarms
- Battery Voltage, Current, Power, Ampere hours consumed, state of charge displayed
- Remaining time at present rate of discharge
- Wide input voltage range
- High current measurement resolution 10mA (0.01A)
- Low current consumption 2.9Ah per month (4mA @12V AN)
- c/w 500A/50mV quick connect PCB current shunt
- VE. Direct Communication
- Programmable relay to turn off non-critical loads

INTELLIGENT BATTERY COMBINER IP22



CBC-12/24-120A



CBC-12/24-230A

Used in 2 battery systems where the charging of one battery must be prioritised eg. Motor Homes or Boats. Micro-processor logic monitors the trend of the battery condition and ignores short high ampage load conditions and low voltage levels due to discharged battery. Time delays depend on the voltage deviation from the trend. Over temperature protection will disconnect the units and reconnect when cooled down.

Code	CBC-12/24-120A	CBC-12/24-230A
LED Status	No	Yes
Continuous Current	120A	230A
Crank Rating (5sec)	180A	500A
Connect Volts	13 - 13.8 / 26 - 27.6VDC	13 - 13.8 / 26 - 27.6VDC
Disconnect Volts	11 - 12.8 / 22 - 25.7VDC	11 - 12.8 / 22 - 25.7VDC
Dimensions (mm)	46 x 46 x 80	65 x 100 x 50

BATTERY BALANCER IP22



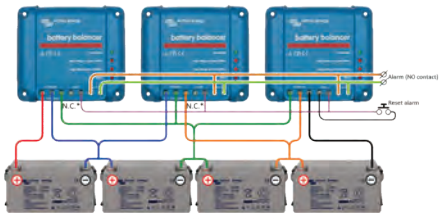

- Designed to overcome the problem of different levels of charge due to internal leakage current in battery banks when connecting batteries in series/parallel combinations thereby extending the life span of batteries
- Equalizes the state of charge of 2 series connected batteries or of several parallel strings of series connected batteries
- If needed, several balancers may be connected in parallel

Code	BB-12/24
Input Voltage Range	Up to 18V / Battery, Max 36V total
Turn on Level	27.3V ± 1%
Turn off Level	26.6V ± 1%
Alarm trigger level	200mV
Alarm reset level	140mV
Alarm relay	60V / 1A
Reset method	Ext N/O Push Button
Overtemp Protection	Yes
Current draw when off	0.7mA
Midpoint deviation trigger level	50mV
Dimensions (mm)	100 x 113 x 47

©ACDC Dynamics

NEW

PWM CHARGE CONTROLLER IP20

BlueSolar Charge Controller

- Liquid Crystal Display
- Two 5 Volt USB outputs
- Day/Night timing with option for preset On-time after dusk
- Three stage battery charging (bulk, absorption, float), fully programmable
- Load output with low voltage and manual disconnect (programmable)
- Load output protected against overload and short circuit
- Preprogrammed algorithms for **AGM, GEL, Flooded or LiFePO4 batteries** (with internal BMS only)





Code	CC-5-12/24	CC-10-12/24	CC-20-12/24	CC-30-12/24	CC-10-48	CC-20-48	CC-30-48
Battery Voltage	12/24V with Automatic Voltage Detection				48V		
Rated Charge Current	5A	10A	20A	30A	10A	20A	30A
Charge Voltage Absorption (Factory Sett.)	14.4V / 28.8V				57.6V		
Charge Voltage Float (Factory Sett.)	13.7V / 27.4V				54.8V		
Low Voltage Load Disconnect (Factory Sett.)	11.2V / 22.4V				44.8V		
Low Voltage Reconnect (Factory Sett.)	12.6V / 25.2V				50.4V		
Maximum Solar Voltage	28V / 55V				100V		
Load Ouput	Manual Control + Low Voltage + Timer						
Outputs	5V/2A (Total) USB x 2 Outputs						
Weight	0.15kg			0.3kg			
Dimensions (mm)	96 x 169 x 36			101 x 184 x 47			

	PWM Light			PWM Pro		
						
Code	**BLUESOLAR-5**	**BLUESOLAR-10**	**BLUESOLAR-20**	**BS-PRO-10**	**BS-PRO-20**	**BS-PRO-30**
Rated charge current	5A	10A	20A	10A	20A	30A
Battery Voltage	12/24V (Auto)	12/24V (Auto)	12/24V (Auto)	12/24V (Auto)	12/24V (Auto)	12/24V (Auto)
Max. Solar Voltage	28/55VDC	28/55VDC	28/55VDC	28/55VDC	28/55VDC	28/55VDC
Dimensions (mm)	70 x 133 x 34	70 x 133 x 34	70 x 133 x 34	138 x 70 x 37	160 x 82 x 48	200 x 100 x 57
External Temp Sensor	–	–	–	**BS-PRO-TC**	**BS-PRO-TC**	**BS-PRO-TC**
Communication Cable	–	–	–	**BS-PRO-IC**	**BS-PRO-IC**	**BS-PRO-IC**

MPPT SOLAR CHARGE CONTROLLERS

Smart Phone monitoring & control. Using Bluetooth Dongle.



	Blue Solar MPPT Charge Controllers					
				NEW 		
Code	**BS-MPPT-75/15**	**BS-MPPT-100/15**	**BS-MPPT-100/50**	**BS-MPPT-150/35**	**BS-MPPT-150/70**	**BS-MPPT-150/85**
Rated charge current	15A	15A	50A	35A	70A	85A
Load Output	15A	15A	–	–	–	–
Battery Voltage	12/24V (Auto)	12/24V (Auto)	12/24V (Auto)	12/24/48V (Auto)	12/24/36/48V (Auto)	12/24/36/48V (Auto)
Nom. PV Power 12/24/48V	220/440W	220/440W	700/1400W	500/1000/2000W	1000/2000/4000W	1200/2400/4850W
Max Solar Voc/Isc	75VDC/15A	100VDC/15A	100VDC/60A	150VDC/40A	150VDC/50A	150VDC/50A
Comms Protocol	VE.Direct	VE.Direct	VE.Direct	VE.Direct	VE.Can	VE.Can
Dimensions (mm)	100 x 113 x 40	100 x 113 x 47	130 x 186 x 70	130 x 186 x 70	350 x 160 x 135	350 x 160 x 135

©ACDC Dynamics

EXPANDED RANGE

SMART SOLAR CHARGE CONTROLLERS

Smart Solar MPPT Charge Controllers - c/w Built-in Bluetooth

Smart Phone monitoring & control













Code	SS-MPPT-75/15	SS-MPPT-100/20	SS-MPPT-100/50	SS-MPPT-150/35	SS-MPPT-150/60-TR
Rated charge current	15A	20A	50A	35A	60A
Load Output	15A	20A	–	–	–
Battery Voltage	12/24V(Auto)	12/24V(Auto)	12/24V(Auto)	12/24/48V (Auto)	12/24/48V (Auto)
Nom. PV Power 12/24/48V	220/440W	290/580W	700/1400W	500/1000/2000W	860/1720/3440W
Max Solar Voc/Isc	75VDC/15A	100VDC/20A	100V/60A	150V/40A	150V/50A
Comms Protocol	VE.Direct	VE.Direct	VE.Direct	VE.Direct	VE.Direct
Optional Display	–	–	–	–	**SS-MPPT-CD**
Dimensions (mm)	100 x 113 x 40	100 x 113 x 40	130 x 186 x 70	130 x 186 x 70	185 x 250 x 95
PV Connection	Terminal	Terminal	Terminal	Terminal	Terminal

Smart Phone monitoring & control







c/w Optional Display



c/w Optional Display





Code	SS-MPPT-150/85-TR	SS-MPPT-150/85-MC4	SS-MPPT-150/100-TR	SS-MPPT-250/60-TR	SS-MPPT-250/70-TR
Rated charge current	80A	85A	100A	60A	70A
Battery Voltage	12/24/48V (Auto)	12/24/48V (Auto)	12/24/48V (Auto)	12/24/48V (Auto)	12/24/48V (Auto)
Nom. PV Power 12/24/48V	1200/2400/4900W	1200/2400/4900W	1450/2900/5800W	860/1720/3440W	1000/2000/4000W
Max Solar Voc/Isc	150V/70A	150VDC/70A	150VDC/70A	250VDC/35A	250VDC/35A
Comms Protocol	VE.Direct	VE. Direct	VE. Direct	VE. Direct	VE. Direct
Optional Display	**SS-MPPT-CD**	**SS-MPPT-CD**	**SS-MPPT-CD**	**SS-MPPT-CD**	**SS-MPPT-CD**
Dimensions (mm)	246 x 295 x 103	246 x 295 x 103	216 x 295 x 103	185 x 250 x 95	185 x 250 x 95
PV Connection	Terminal	MC4		Terminal	

Smart Phone monitoring & control











Code	SS-MPPT-250/85-TR	SS-MPPT-250/100-TR	SS-MPPT-450/100-TR	SS-MPPT-450/200-TR
Rated charge current	85A	100A	100A	200A
Battery Voltage	12/24/48V (Auto)	12/24/48V (Auto)	48V	48V
Nom. PV Power 12/24/48V	1200/2400/4900W	1450/2900/5800W	5.8KW @ 57.6V	11.5KW @ 57.6V
Max Solar Voc/Isc	250VDC/70A	250VDC/70A	450VDC/100A	450VDC/200A
Comms Protocol	VE. Direct	VE. Direct	VE.Can and VE.Direct	VE.Can and VE.Direct
Optional Display	**SS-MPPT-CD**	**SS-MPPT-CD**	Built-in Digital Display	Built-in Digital Display
Dimensions (mm)	216 x 295 x 103	216 x 295 x 103	440 x 313 x 126	487 x 434 x 146
PV Connection	Terminal	Terminal	Terminal	Terminal

Features

- Remotely control amd monitor the extensive features of your MPPT charger with VE.Direct Communication by using a bluetooth dongle or the built-in bluetooth, and pairing it with your smartphone or other device via VictronConnect. If your installation is connected to the internet Victron Remote Management Portal (VRM) provides access to the full power of your MPPT, anytime, anywhere; both services are free to use.
- Ultra-fast Maximum Power Point Tracking (MPPT)
- Advanced max power point detection in case of partial shading conditions
- Battery Life: intelligent battery management by load shedding
- Automatic battery voltage recognition & flexible 3 stage battery charging with programmable parameters
- Extensive electronic protection & excellent conversion efficiency

©ACDC Dynamics

PURE SINE WAVE INVERTERS

Phoenix Inverters - VE Direct

Smart Phone monitoring & control













Code 12V	GX-12/250	GX-12/375	GX-12/500	GX-12/800	GX-12/1200
Code 24V	GX-24/250	GX-24/375	GX-24/500	GX-24/800	GX-24/1200
Code 48V	-	GX-48/375	GX-48/500	GX-48/800	GX-48/1200
Cont. Power (25°C)	250VA/200W	375VA/300W	500VA/400W	800VA/650W	1200VA/1000W
Peak Power	400W	700W	900W	1500W	2200W
Input DC Range	9,2-17V VDC / 18.4 - 34VDC / 36,8 - 620VDC				
Output Voltage	230VAC ± 3% 50Hz ± 0.1%				
Dimensions (mm)	86 x 165 x 260	86 x 165 x 260	86 x 172 x 275	105 x 216 x 305	117 x 232 x 327

Features

- VE.Direct communication port can be connected to a computer, via USB cable or Apple & Android smartphones, tablets, macbook's and other devices using a bluetooth dongle
- Inverter Parameters fully configurable by App
- Proven reliability & High start-up power
- ECO mode - the inverter will switch to standby when the load decreases below a preset value
- See pg 65 for communication accessories
- Remote on/off
- Output sockets: IEC-320

Sun Inverter with PWM Solar Charger - VE Direct (c/w Built-in Bluetooth)

NEW

Smart Phone monitoring & control







Code	SUN-12/250-15	SUN-24/250-10
Cont. Power (25°C)	250VA / 200W	250VA / 200W
Peak Power	400W	400W
Battery Voltage	9.2 - 17VDC	18.4 - 34VDC
AC Output Voltage	230VAC +/- 3 % 50Hz +/- 0.1 %	230VAC +/- 3 % 50Hz +/- 0.1 %
Max PV Voc/Isc/Power	25VDC / 15A / 375W	50VDC / 10A / 500W
Dimensions (mm)	86 x 165 x 260mm	86 x 165 x 260mm

Features

- VE.Direct communication port can be connected to a **GX** device for monitoring via the VRM Portal App
- Bluetooth Built-in - Parameters can be read, monitored and configured using the Victronconnect App
- ECO mode - the inverter will switch to standby when the load decreases below a preset value
- See pg 65 for communication accessories
- Remote on/off
- Output sockets: IEC-320

AUTOMATIC TRANSFER SWITCHES IP54



Automatic Transfer Switches

Code	Power	Voltage	Current			Transfer Time	
			Input 1	Input 2	Output	Closing	Opening
VETS-5KVA	5KVA	200 - 250VAC	20A	20A	20A	10 - 20ms	5 - 10ms
VETS-10KVA	10KVA	200 - 250VAC	40A	40A	40A	10 - 20ms	5 - 10ms

- Designed to automatically switch between different power sources such as
  - Mains supply - Generator / Inverter - Generator / Mains supply - Inverter
- Transfer switch has 2 x inputs and 1 x output
- Input 1 has time delay 10 secs adjustable
- 1 x Aux contact 240VAC/20A

©ACDC Dynamics

PURE SINE WAVE INVERTERS

	Phoenix Inverters - Compact Range		Phoenix Inverters 3000 - 5000VA	
				
Code 12V	**GX-12/1600**	**GX-12/2000**	**GX-12/3000**	**-**
Code 24V	**GX-24/1600**	**GX-24/2000**	**GX-24/3000**	**GX-24/5000**
Code 48V	**-**	**-**	**GX-48/3000**	**GX-48/5000**
Cont. Power (25°C)	1600VA/1300W	2000VA/1600W	3000VA/2500W	5000VA/4500W
Peak power	3000	4000	6000W	10000W
Input DC range	9,5-17V VDC / 19-33VDC / 38-66VDC		9.5 - 17VDC / 19 - 33VDC / 33 - 66VDC	
Output voltage	230VAC ±2% 50Hz ± 0,1%		230VAC ± 3% 50Hz or 60Hz ± 0,1%	
No.Load Consump.	8W / 10W	9W / 11W	20W / 20W / 25W	25W / 25W
Battery connection	Battery Cables	M8 Bolts	2+2 M8 Bolts	
Dimensions (mm)	375 x 214 x 110	375 x 214 x 110	362 x 258 x 218	444 x 328 x 240

Features

- SinusMax - Superior engineering developed for professional duty suitable for a wide range of applications
- Computer interface - All models have a RS-485 port - All you need to connect to your PC is our **MK2-USB** VE.Bus to USB interface. All parameters of the inverters can be customized. See pg 65 for communication accessories
- Extra start-up power well suited to power up difficult loads such as refrigeration compressors, electric motors and similar appliances
- Virtually unlimited power thanks to parallel and 3-phase operation capability
- Up to 6 units can operate in parallel
- Operation in 3-phase configuration is also possible.

INVERTER / CHARGER WITH AUTOMATIC CHANGEOVER

	Multiplus 500 - 1200VA		
• 1 x AC Input • 1 x AC Output • Programmable Relay			
Code 12V	**MPIC-12/500/20**	**MPIC-12/800/35**	**MPIC-12/1200/50**
Code 24V	**MPIC-24/500/10**	**MPIC-24/800/16**	**MPIC-24/1200/25**
Code 48V	**MPIC-48/500/6**	**MPIC-48/800/9**	**MPIC-48/1200/13**
Cont Power @ 25°	500VA/430W	800VA/700W	1200VA/1000W
Peak Power	900W	1600W	2400W
AC Input Range	185 - 265VAC / 45 - 65Hz		
DC Input Range	9.5 - 17VDC / 19 - 33VDC / 38 - 66VDC		
Power Control	No	Yes	Yes
Power Assist	No	Yes	Yes
Transfer Switch	16A	16A	16A
AC Output	230VAC ± 2% / 50Hz ± 0.1%		
Charger 12/24/48V	20A / 10A / 6A	35A / 16A / 9A	50A / 25A / 13A

Features

- Power Control - The MultiPlus will take account of other AC loads and use whatever is extra for charging, thus preventing the generator or shore supply from being overloaded
- Power Assist - MultiPlus will make sure that insufficient shore or generator power is immediately compensated for by power from the battery.
- High start-up power - needed to start high inrush loads
- Search Mode - the power consumption of the inverter in no-load operation is decreased by approximately 70%
- Remote on / off / charger on - Three pole connector
- Communication - VE. Bus
  See pg 65 for communication accessories

©ACDC Dynamics

INVERTER / CHARGER WITH AUTOMATIC CHANGEOVER

Multiplus - Lithium Ion Battery Compatible, Programmable Relay

- Versatile Parallel Capability
- Remote Monitoring & Control with **GX** Device
- Power Control
- Power Assist






Code 12V	**MPIC-12/1600/70**	**MPIC-12/2000/80**	**MPIC-12/3000/120**	**-**
Code 24V	**MPIC-24/1600/40**	**MPIC-24/2000/50**	**MPIC-24/3000/70**	**MPIC-24/5000/120**
Code 48V	**-**	**-**	**MPIC-48/3000/35**	**MPIC-48/5000/70**
Cont Power @ 25°	1600VA/1300W	2000VA/1600W	3000VA/2400W	5000VA/4000W
Peak Power	3000W	4000W	6000W	10000W
AC Input Range	187 - 265VAC / 45 - 65Hz			
DC Input Range	9.5 - 17VDC / 19 - 33VDC / 38 - 66VDC			
Transfer Switch	16A	30A	12/24V=16A; 48V=50A	100A
AC Output	230VAC ± 2% / 50Hz ± 0,1%			
2nd AC Output	No	No	16A	50A
Charger 12/24/48V	70A / 40A	80A / 50A / -	120A / 70A / 35A	- / 120A / 70A

Multiplus II - With Ext. Current Sensor, Lithium Battery Compatible, Programmable Relay

- Optional External CT for Power Control
- Dynamic ESS Feature
- Remote Monitoring & Control with **GX** Device
- Programmable Relay
- Power Assist







Code 48V c/w GX	**MPIC-II-48/3000/35GX**	**MPIC-II-48/5000/70GX**	**-**	**-**	**-**
Code 48V	**MPIC-II-48/3000/35**	**MPIC-II-48/5000/70**	**MPIC-II-48/8000/110**	**MPIC-II-48/10000/140**	**MPIC-II-48/15000/200**
Cont Power @ 25°	3000VA	5000VA	8000VA / 6400W	10000VA / 8000W	15000VA / 12000W
Peak Power	5500W	9000W	15000W	18000W	27000W
AC Input Range	187-265 VAC/45 -65Hz		187-265 VAC/45 -65Hz		
DC Input Range	38-66VDC		38-66VDC		
Transfer Switch	32A	50A	100A		
AC Output	230VAC ± 2% / 50Hz ±0.1%		230VAC ± 2% / 50Hz ±0.1%		
2nd AC Output	32A		50A		
Charger 48V	35A	70A	110A	140A	200A
External CT	**MPIC-II-CT100**		**MPIC-II-CT100**		

Quattro - Lithium Ion Battery Compatible, Programmable Relay

- Two AC Inputs & Outputs
- Versatile Parallel Capability
- Remote Monitoring & Control with **GX** Device
- Power Assist






Code 12V	**QIC-12/5000/200**	**-**	**-**	**-**
Code 24V	**QIC-24/5000/120**	**QIC-24/8000/200**	**-**	**-**
Code 48V	**QIC-48/5000/70**	**QIC-48/8000/110**	**QIC-48/10000/140**	**QIC-48/15000/200**
Cont Power @ 25°	5000VA/4000W	8000VA/6500W	10000VA/8000W	15000VA/12000W
Peak Power	10000W	16000W	20000W	25000W
AC Input Range	187 - 265VAC / 45 - 65Hz			
DC Input Range	9.5 - 17VDC / 19 - 33VDC / 38 - 66VDC			
AC Output	230VAC ± 2% / 50Hz ± 1%			
Charger 12/24/48V	220A / 120A / 70A	- / 200A / 110A	- / - / 140A	- / - / 200A
Max Feedthrough Current	2 x 100A	2 x 100A	2 x 100A	2 x 100A
Programmable Relay	3	3	3	3

©ACDC Dynamics

ALL-IN-ONE SOLAR POWER SOLUTION

	Easy Solar - Inverter / Charger / MPPT			NEW Easy Solar II - Inverter / Charger / MPPT		
						
Code	**ESIC-12/1600/70**	**ESIC-24/1600/40**	**ESIC-24/3000-70**	**ESIC-II-24/3000-70GX**	**ESIC-II-48/3000-35GX**	**ESIC-II-48/5000-70GX**
Transfer Switch	16A	16A	50A	32A	32A	50A
Controller Type	**CCGX** (not included)		**CCGX**	**GX** Device with LCD Display		
Inverter						
Input Voltage DC	9.5 - 17V	19 - 33V	19 - 33V	19 - 33V	38 - 66V	38 - 66V
Output Voltage	230VAC ± 2% 50Hz ± 0.1%			230VAC ± 2% 50Hz ± 0.1%		
Cont. Power (25°C)	1600VA / 1300W		3000VA / 2500W	3000VA / 2400W		5000VA / 4000W
Peak Power	3000W		6000W	5500W		9000W
Mains Charger						
Input Voltage AC	187 - 265V / 45 - 65Hz			187 - 265V / 45 - 65Hz		
Charger Current	70A	40A	70A	70A	35A	70A
Programmable Relay	Yes	Yes	Yes	Yes	Yes	Yes
Solar Charge Controller - MPPT						
Max PV VOC	100V	100V	150V	250V	250V	250V
Max Output Current	50A	50A	70A	70A	70A	100A
Max PV Power	700W	1400W	2000W	2000W	4000W	5800W
External CT	-			**MPIC-II-CT100**		

- The all-in-one solar power solution - a MPPT solar charge controller, an inverter/charger
- **GX** Controller to be ordered separately for 1600VA models
- Unique solar application software - Several software programs (Assistants) are available to configure the system for various grid interactive or stand-alone applications.

NEW RS SMART SOLAR POWER SOLUTION

	RS Smart Solar Inverter (off-grid)	Multi RS Smart Solar Inverter
		
Code	**RS-SS-48/6000**	**MRS-SS-48/6000**
Application	Off Grid with no mains	Hybrid with mains
Transfer Switch	-	50A
Parallel Capability	Single Phase & 3-Phase (Up to 12 Units)	3-Phase only (1 unit per phase)
Inverter		
Input Voltage DC	38 - 62V	
Output Voltage	230VAC ± 2% 50Hz ± 0,1%	
Cont. Power (25°C)	4800 - 5300W (Dependent on battery voltage)	
Peak Power	9000W	
AC Battery Charger		
Input	AC- Coupled with string inverter on output	187 - 265VAC / 45-65Hz (Mains)
Charger Current	100A	100A
Programmable Relay	Yes	Yes
Solar Charge Controller - MPPT		
Max PV Voc	450V	450V
Max PV Isc	30A	16A x 2
Max PV Power	4000W	6000W (3000W per tracker)
No. of MPPT Trackers	1	1 + 1

- The smart solar power solution - c/w MPPT Solar Charge Controller.
- **GX** device/controller to be ordered separately for remote connection and data monitoring (VE. Direct port and VE.Can port).
- Programmable relay which can be set for general alarm, DC under voltage or genset start/stop function.
- Display to read the battery, inverter and solar charge controller parameters
- Set-up the system or change settings via bluetooth with VictronConnect App.
- Light weight, efficient and quiet.
- Built-in PV isolator





©ACDC Dynamics

COMMUNICATION & MONITORING ACCESSORIES

Remote Monitoring & Control Gateways

Intuitive control and monitoring for all Victron products connected to the **GX** device. Information can also be forwarded to the free remote monitoring website. Visit www.vrm.victronenergy.com to try free demos.



CERBO GX



CCGX



VENUS GX

Code	NEW CERBO GX	CCGX	NEW VENUS GX
Supply Voltage	8 -70VDC		
Display	No	Yes	No
Inputs	4 x Di, 4 x Temp Sense, 4 x Level Inputs	None	2 x Tank Level 2 x Temp Sense
Outputs	2 x Changeover Programmable	1 x No 3A (230VAC/30VDC)	1 x No 7A (230VAC/30VDC)
Comm Ports	3 x VE.Direct Ports, 2 x VE.Bus, 1 x VE.CAN, 2 x USB & 1 power only, 1 x Ethernet	2 x VE.Direct, 2 x VE.Bus RJ45, 2 x VE.CAN RJ45, 2 x USB, 1 x Ethernet	
Other Comms	Bluetooth, BMS-Can port, SDHC max. of 32GB	Modbus + JSON	
WIFI	Yes	No	Yes
Dimensions	78 x 154 x 48mm	130 x 120 x 28mm	45 x 143 x 96mm



GX-TOUCH



GX-TOUCH-WM



VWB-CCGX/BMV



VWB-CCGX

Accessories

Code	Description
NEW GX TOUCH 50	5" Touch Display for **CERBO GX**
NEW GX-TOUCH-70	7" Touch Display for **CERBO GX**
VWB-CCGX	Wall Mount Enclosure for **CCGX**
VWB-CCGX/BMV	Wall Mount Enclosure for **CCGX** & **BMV** Battery Monitor
NEW GX-TOUCH-50-WM	Wall Mount For **GX-TOUCH-50** Touchscreen
NEW GX-TOUCH-70-WM	Wall Mount For **GX-TOUCH-70** Touchscreen



CAN-USB



MK3-USB



VED-USB



VED-CABLE



VED-BT



ET112



GX-LTE-4G



GX-TANK-140

Communication Accessories

Code	Description
CAN-USB	VE.Can to USB Interface for computer connection
MK2-USB	VE.Bus to USB Interface for computer connection
MK3-USB	VE.Bus to USB Interface for computer connection
VED-USB	VE.Direct to USB Interface for computer connection
VED-CABLE	VE.Direct cable to connect VE.Direct devices to each other
VED-BT	VE.Direct to Bluetooth Dongle
NEW ET112	100A Direct energy meter for Victron ESS
NEW GX-LTE-4G	4G GSM Modem For **GX** Communication Gateways
NEW GX-TANK-140	Tank Level Sensing Accessory For **CERBO GX**

©ACDC Dynamics

NEW

HYBRID RESIDENTIAL INVERTERS IP65

Optimal Electricity Cost
- Up to 30% More Energy by Optimizers
- 2 x Power Battery Ready, Plug & Play

Better Experience
- No Fuse & Other Quick-wear Parts, Natural Cooling
- One APP for all access procedure
- Report subscription and real-time alarm push
- Auto-definition of local components
- Module auto-mapping
- Online Smart I-V Curve Diagnosis, Module Touch Free
- Module-level monitoring

Active Safety
- AI Powered Active Arcing Protection
- Accurate arc fault detection via local neutral network algorithm
- Speedy arc fault protection by fast inverter shutdown



FusionSolar Smart PV Management System
- All in one App monitoring & web monitoring

FusionSolar - Single Phase Inverter



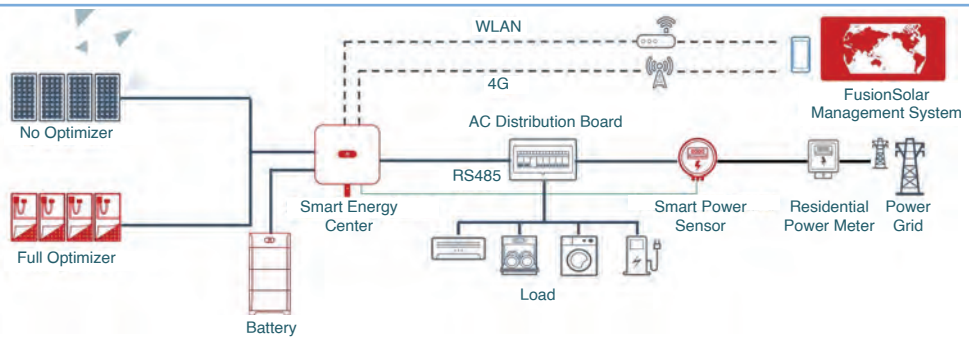

- AI powered arcing protection
- Compatible to **SUN2000-450W-P** optimizer
- Up to 3x **SUN2000 -*-L1** can be cascaded
- Battery ready by direct Plug & Play, no extra device or any retrofit required
- High efficiency inverter topology, Max. Efficiency 98.4%
- Standard Warranty of 10 Years

Code	SUN2000L-3KTL-L1	SUN2000L-5KTL-L1	SUN2000L-6KTL-L1	SUN2000-6KTL-M1	SUN2000-8KTL-M1	SUN2000-10KTL-M1
Output (On Grid)						
Rated Output Power	3000W	5000W	6000W	6000W	8000W	10000W
Max. Apparent Power	3300VA	5500VA	6600VA	6600VA	8800VA	11000VA
Rated Output Voltage	230VAC / 50Hz			230VAC / 400VAC, 3W/N+PE		
Max. Output Current	15A	25A	27.3A	10.1A	13.5A	16.9A
Output (Off Grid) - NOTE: Back up in off-grid mode is only 1ph even when using 3P inverters						
Backup Box	Backup Box – B0			Backup Box – B1		
Maximum Apparent Power	3000VA	5000VA	5000VA	3300VA	3300VA	3300VA
Rated Output Voltage	230VAC / 50Hz					
Maximum Output Current	13.6A	22.7A	22.7A	15A		
PV Input						
Max. PV Power	4500Wp	7500Wp	9000Wp		12000 Wp	15000 Wp
Max. Input Voltage (Voc)	600V			1100V		
Start-Up Voltage	100V			140V - 980V		
MPPT Operating Voltage Range	90V – 560V			200V		
Rated Input Voltage	360V			600V		
Max. Input Current Per MPPT	12.5A			11A		
Max. Short-Circuit Current (Isc)	18A			15A		
MPPT Trackers/Max. Input Per Tracker	2 / 1					
Optimizer Compatibility	DC MBUS compatible optimizer (**SUN2000-450W-P & SUN2000-600W-P**)					
Input (DC Battery)						
Compatible Battery	LUNA2000 ESS Battery 5kWh – 30kWh			LUNA2000 Smart String ESS, 5kWh – 30kWh		
Operating Voltage Range	350 - 560VDC			600V - 980V		
Max Operating Current	15A			16.7 A		
Max Charge Power	5000W			10000W		
Max Discharge Power	3300W	5000W		6600W	8800W	10000W
General Data						
Max. Efficiency	98,30%	98,40%		98,60%		
Display	LED indicators, integrated WLAN + FusionSolar APP					
Communication	RS485; Built WLAN; Fast Ethernet via **SDONGLEA-05** (optional);4G/3G/2G via **SDONGLEA-03-EU** (optional)					
Weight	12.0 kg (Incl. Mounting Bracket)			17.0 kg (Incl. Mounting Bracket)		
Dimensions	365 x 365 x 156mm (Incl. Mounting Bracket)			525 x 470 x 146.5mm (Incl. Mounting Bracket)		

©ACDC Dynamics

HUAWEI

ACDC DYNAMICS

NEW

FUSION SOLAR RESIDENTIAL ENERGY STORAGE SYSTEM IP66

Smart String Energy Storage System

High voltage lithium battery compatible with Fusion Solar residential inverters **SUN2000-(2-6) KTL-L1** and **SUN2000-(3-10KTL)-M1**. Supports mainly grid tied mode and other multiple working modes such as , grid-tied and off-grid, pure off-grid multi-scenario, self-consumption, time-of-use, and full feed-in to the grid modes. The modular system consists of a "Power Control Module" block on top and battery modules which are stackable together. This allows for easy and quick installation. Each battery pack has a built-in energy optimizer and supports independent charge and discharge management. The optimzation system allows new and old battery modules to be mixed in one system and still operate at their optimum capacity.



Power Modules

Code	LUNA2000-5-C0
Description	Interfaces battery modules to the inverter
Max Battery Module Support	3(15KWh)
Power Module weight	12 kg
Module Dimension	670 x 150 x 240mm

Battery Module - Lithium-iron phosphate (LiFePO4)

Code	LUNA2000-5KW-E0
Module energy	5 kWh
Max. Output Power/ Peak	2.5 KW / 3.5KW
Module Weight	50 kg
Module Dimension	670 x 150 x 360mm

Battery Strings

The battery supports power and capacity expansion. One power control module supports a maximum of three battery expansion modules , scalable from 5kWh to 15kWh and two power control modules can be connected in parallel to give up-to 30KWh

- 100% depth of discharge (DoD)
- More usable energy with pack level energy optimization
- Safe & reliable performance with Lithium Iron Phosphate (LFP) cell
- Auto detected by App
- Compatible with both single & three phase inverter
- Faulty battery module auto isolates to keep system operating
- Standard guaranty 10 years



5kWh
Max Output
2.5kw

10kWh
Max Output
5kw

15kWh
Max Output
5kw

NEW

BACK-UP BOX

Fusion Solar - Backup Box IP65 - Automatic detection & switchover to provide backup power to critical loads

The Backup Box is used in a residential rooftop PV plant system to control the inverter grid-tied or off-grid state. When the grid fails, the inverter switches to the off-grid state and supplies power to off-grid loads in backup mode. When the grid recovers, the inverter switches back to the grid-tied state.



Code	BACKUPBOX-B0	BACKUPBOX-B1
AC Output (On Grid)		
Grid Connection	Single Phase: 230VAC	Three Phase: 400VAC
AC Output (Backup)		
Load Connection	Single Phase: 230VAC	Single Phase: 230VAC
Maximum Apparent Power	5000VA	3300VA
Maximum Output Current	22.7A	15.2 A
Switchover Time	< 3s	
AC Input (Inverter)		
Rated Voltage	230VAC / 50Hz	400VAC / 50Hz
Compatible Inverter	**SUN2000-2/3/3.68/4/4.6/5/6KTL-L1**	**SUN2000-3/4/5/6/8/10KTL-M1**
General Specification		
Dimensions (W x H x D)	400 x 350 x 130mm	
Weight	11kg	

SOLAR

©ACDC Dynamics

NEW

SMART METERS

Fusion Solar - Smart Power Sensor

- Measurement accuracy > class 1 with full temperature range
- Power export limitation control
- LCD display, convenient for users to set and check
- Overall power consumption ≤ 1W
- DIN35 Rail mounting
- Communication: RS485 Modbus-RTU



Singe Phase



Three Phase

Code	DDSU666-H-1PH	DTSU666-H-3PH
Power Grid Type	Single Phase (2 wire)	Three phase (4 wire)
Dimensions (H x W x D)	100 x 36 x 66mm	100 x 72 x 66mm
Accessories (Included)	1 x CT 100A / 40mA (5m), RS485 Cable (10m)	3 x CT 250A / 50mA (5m), RS485 Cable (10 m)

NEW

FUSION SOLAR COMMUNICATION MODULES

- Plug & Play connection to inverter
- WLAN/Fast Ethernet communication via Smart Dongle-FE
- 4G communication via Smart Dongle-4G
- Support max 10 inverters communication
- Check inverter compatability when placing your order



WLAN Dongle



4G-Dongle

NEW



WLAN/Bluetooth

Code	SDONGLEA-05	SDONGLEA-03-EU	USB-AD2000-*
Function	Remote monitoring		Local commisioning
Communication Standards	WLAN & Fast Ethernet	4G: FDD-LTE, TDD-LTE I 3G: WCDMA, HSDPA, HSUPA, HSPA+ I 2G: GSM, GPRS, EDGE	WLAN/Bluetooth
Dimensions (W x H x D)	146 x 48 x 33mm	130 x 48 x 33mm	30 x 14 x 94mm
Weight	90g	90g	20g

Add * **B** Bluetooth and **C** WLAN

NEW

SMART PV OPTIMIZERS



- One optimizer fits all application scenarios
- Up to 30% more energy by optimizing each module's performance
- Lower BoS cost & higher oversizing with long string design
- Standard warranty 10 years

Fusion Solar - Smart PV Optimizer IP68

Code	SUN2000-450W-P	SUN2000-600W-P
Input		
Rated Input DC Power	450W	600W
MPPT Operating Voltage Range	8 - 80V	-
Maximum Short Circuit Current (Isc)	13A	14A
Output		
Max. Output Voltage	80V	80V
Max. Output Current	15	-
Shutdown Output Voltage/Impedance	0V / 1kΩ ± 10 %	
General Data		
Dimensions (W x H x D)	71 x 138 x 25mm	-
Weight (Including Cables)	0.55kg	0,6kg

Long String Design (Full Optimizer)

Inverter Codes	SUN2000-2-6KTL-L1	SUN2000-3-10KTL-M1	SUN200012KTL-20KTL-M2	SUN2000-30-40KTL-M3
Min optimizer per string	4	6	6	6
Max optimizer per string	25	50	50	26
Max DC power per string	5000W	10000W	10000W	10000W

©ACDC Dynamics

HUAWEI

ACDC DYNAMICS

NEW

THREE PHASE PURE ON-GRID INVERTERS



Note: M2 Inverter is not compatible with the LUNA2000 battery storage system

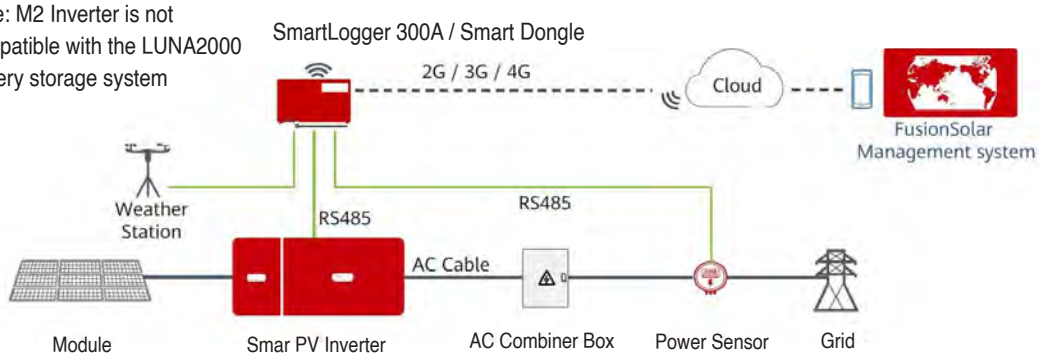

Fusion Solar - Three Phase Inverter

Code	SUN2000-15KTL-M2	SUN2000-20KTL-M2
Input		
Recommended Max. PV Power	22500Wp	30000Wp
Max. Input Voltage	1080V	
Start-Up Voltage	160V - 950V	
Rated Input Voltage	600V	
Max. Input Current Per MPPT	22 A	
Max. Short-Circuit Current	30 A	
MPP Trackers/Max. Input Per Tracker	2/2	
Output (On Grid)		
Rated Output Power	15000W	20000W
Max. Apparent Power	16500VA	22000VA
Rated Output Voltage	230 VAC / 400 VAC @50Hz	
Max. Output Current	25.2A	33.5A
General Data		
Max. Efficiency	98,50%	98,50%
Display	LED indicators; integrated WLAN + FusionSolar APP	
Communication	RS485; WLAN/Ethernet via Smart Dongle-WLAN-FE (Optional)	
Weight (Incl. Mounting Bracket)	25 kg	
Dimension (Incl. Mounting Bracket)	525 x 470 x 262 mm	
Optimizer Compatibility	DC MBUS compatible optimizer **(SUN2000-450W-P)**	

- AI Powered AFCI to proactively mitigate fire risk
- Up to 30% higher yields contributed by optimizing each panel performance
- Integrated PID recovery function
- Inverter with no quick wear parts, low failure rate

FUSION SOLAR SMART LOGGER IP20



The SmartLogger is a device dedicated for monitoring and managing the PV power system. It converges ports, converts protocols, collects and stores data, and centrally monitors and maintains devices in the PV power system.

Network Application Supports

- Huawei devices such as solar inverters and PID modules
- Power meters that use the DL/T645 protocol
- Third-party solar inverters, environment monitoring instruments (EMIs), transformer stations, and power meters that use the Modbus-RTU protocol
- Local operations on the SmartLogger using the mobile phone app through the built-in WLAN
- Connects to a management system that uses the Modbus TCP protocol over a wired or wireless network
- Connects to a management system that uses the IEC104 protocol in the LAN over a wired network

Code	SL-3000A
Max Number of Supported Devices	80
Communication Interface	WAN, LAN, RS485, 2G / 3G / 4G
Digital / Analog Input / Output	DI x 4, DO x 2, AI x 4, Active DO @12V, 100mA (connection with relay, sensor)
AC Power Supply	100V - 240VAC, 50 Hz
DC Power Supply	12V/ 24VDC
Power Consumption	Typical 8W, Max. 15W
Communication Protocol	Modbus-TCP (Ethernet), Modbus-RTU (RS485)
Display	LED Indicators, Embedded Web, USB 2.0 WLAN for Commissioning
Compatibility	Power Meters (250A/50mA) **DTSU666-H-3PH**
Dimensions (W * H * D)	225 x 160 x 44mm
Weight	2 kg

©ACDC Dynamics

NEW

GRID-TIED COMMERCIAL INVERTERS

Fusion Solar - Three Phase Inverters

- AI Powered Active Arcing Protection
- C&I Tailored Enhanced Arcing Protection
- 2 Strings per MPPT, More Energy Yields
- Built-in PID Recovery, Secure Better Module Performance
- No Fuse & Other Quick-wear Parts, Inverter Touch Free
- Online Smart I-V Curve Diagnosis, Module Touch Free

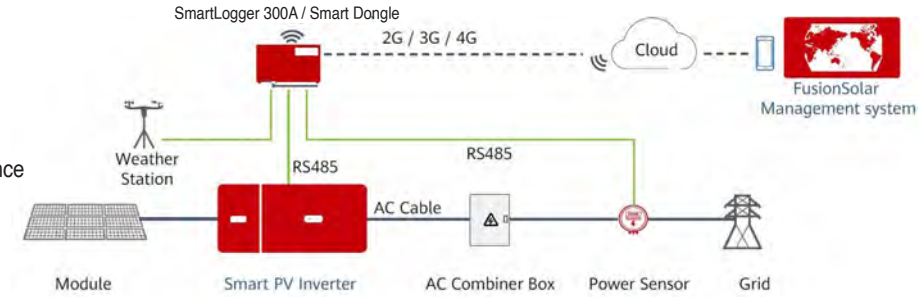



SUN2000-*KTL-M3 IP66



SUN2000-100KTL-M1 IP66

Code	SUN2000-30KTL-M3	SUN2000-40KTL-M3	SUN2000-50KTL-M3	SUN2000-100KTL-M1	SUN2000-150KTL-MGO
Output (On Grid)					
Rated AC Output Power	30000W	40000W	50000W	100000W	150000W
Max. AC Apparent Power	33000VA	44000VA	55000VA	110000VA	165000VA
Rated Output Voltage	230VAC / 400VAC, 3W/N+PE @50Hz				
Rated Output Current	43.3A	57.8A	72.2A@400VAC	144.4A@400VAC	216.5A@400VAC
Max. Output Current	47.9A	63.8A	79.4A@400VAC	160.4A@400VAC	240.5A@400VAC
PV Input					
Rated Input Voltage	1100V				
Start-Up Voltage	200V				
MPPT Operating Voltage Range	200V - 1000V				
Rated Input Voltage	600V				
Max. Input Current Per MPPT	26A		22A	22A	23A
Max. Short-Circuit Current(Isc)	40A		30A	40A	66A
MPPT Trackers/Max. Input Per	4/2		6/2	10/2	7/3
Optimizer Compatibility	**SUN2000-450W-P ; SUN2000-600W-P**		**No**		
General Data					
Max. Efficiency	98,70%		98,70%	98,70%	98,6%
Display	LED Indicators, WLAN Adaptor + FusionSolar APP		LED indicators, Bluetooth / WLAN + App		
Communication	RS485;Built in WLAN; fast Ethernet via SDONGLE-05(optional); 4G Smart SDONGLEEA-03-EU(optional), MBUS(Isolation Transformer required)		RS485; Bluetooth/ WLAN via USB2000-Adapter-C; 4G Smart SDONGLEEA-03-EU(optional), MBUS(Isolation Transformer required)		
Cooling Method	Natural Convection		Natural Convection	Smart Air Cooling	
Weight (Incl. Mounting Bracket)	43kg		47 kg	90kg	102kg
Dimension (Incl. Mounting Bracket)	640 x 530 x 270mm		1075 x 555 x 300mm	1035 x 700 x 365mm	1000 x 710 x 395mm

Inverter **SUN2000-100KTL-M1:**

- Comes with communication module **US2000Adapter-C** used for local commisioning
- Does not support Arc Fault Circuit Interruption
- Not compatible with Smart PV Optmizers
- No built-in PID recovery function

©ACDC Dynamics

NEW

ENERGY STORAGE SYSTEM IP65

iSitePower-M Hybrid Solution

Small-scale hybrid power solution that integrates Grid Supply, Backup Power, and Power Management.

HUAWEI



5kW/15kWh

Intelligent and simple operation
Mobile app and an integrated management system

Scalability
The system supports both power expansion and energy storage capacity expansion.

Quiet
An efficient natural heat dissipation design eliminates the need for cooling fans and lowers operating noise to 29 dB.



Floor Mounting Base



Wall Mounting Base

Power Module

Code	ISP-M-MAP05A1
AC Output	
Rated Power Output	6 kVA / 5 kW
Output Voltage	230 VAC/50Hz
Max. Output Current	25.8A
Max. Bypass Input Power	6kW
AC Input	
AC Input Voltage	230VAC/50Hz
Max. Input Current	30 A
PV Input	
MPPT Voltage	90–420VDC
Max. Input Voltage (Voc)	435VDC
Max. Input Current (Isc)	2 x 15 A
Recommended PV Power	5000 Wp
No. PV Strings/MPPT Routes	2/1
General	
Communication	Wi-Fi
Display	LED Indication
Dimensions (W x H x D)	700 x 246 x 152mm
Module Weight	Approx. 17 kg

Battery Module

Code	ISP-M-MAB05B1
Battery Module Capacity	5 kWh per module
Max. Output Power	2.5kW per Module
Output/Input Voltage	370-480VDC
Cycle Life	6000 cycles @ 25°C, 80% DOD
Dimensions (W x H x D)	700 x 390 x 158mm
Module Weight	50kg

Accessories

Code	Description
ISP-M-MAP15A11	Mounting base/bracket
ISP-M-MAP15A12	Wall Mounting Bracket/Cover

NEW

WALL MOUNT BACKUP UNIT

- Pure Sine Wave 230VAC output
- MPPT solar input
- Programmable Charging & Load Priority
- Safe and reliable with smart fan control
- Real-time LCD display of device parameters and running status
- Input and output overload protection



AIO-2K-LITHIUM
Wall Mount

All-in-One Wall-Mount Backup Unit - LiFePO4 Battery

Code	AIO-2K-LITHIUM	AIO-3K-LITHIUM
AC Outputs		
Rated Power	2000W	3000W
Output Voltage	230VAC (Pure sine wave)	
AC Outlets	Terminal In/Output	
DC Outputs		
12VDC	2 x 2.1mm barrel (4A tot. load)	
USB Outputs	2 x USB-A (5V/2.4A tot. load), 2 x USB-C (5V/3A, 9V/2A)	
Charging		
230VAC Adaptor	N/A	
PV Input (MC4)	30-160VDC / 1500W max.	
Battery		
Capacity	2048Wh	3072Wh
Cycle Life	≥2000 cycles	
General Specifications		
Physical Dimensions	430 x 215 x 550mm	
Package Includes	-	

SOLAR

©ACDC Dynamics

NEW

ALL-IN-ONE OFF-GRID INVERTER + ESS



LS-AIO-3.5K-5KWH



LS-AIO-5K-5KWH

- Easy to use & Install
- Multiple Working Modes
- Fast & Flexible Charging

SUPASOL All-in-one ESS System

Code	LS-AIO-3.5K-5KWH	LS-AIO-5K-5KWH
AC Input		
Rated Input Voltage	230VAC	
Input Voltage Range	90~280V	
AC Output		
Rated Output Power	3500W	5000W
Rated Output Voltage	230VAC@50Hz	
Battery		
Battery Capacity	5.12kWh@200Ah	5.12kWh@100Ah
Rated Battery Voltage	25.6V	51.2V
Battery Voltage Range	22.4~28.8V	44.8~57.6V
Max Discharge Current	150A	100A
Max Charging Current	150A	100A
Max AC Charging Current	80A	60A
Cycle life	5000 Cycles @ 80% DOD	6000 Cycles @ 80% DOD
PV Input		
Max. Input Power	4000W	3500W
Solar Charge Type	MPPT	
Max. PV Voc	500V	
MPPT Voltage Range	120~450V	
Max. PV Charge Current	80A	
General		
Communication	CAN/RS485/WIFI	
Dimensions	1190 x 600 x 184mm	
Weight	100kg	80kg
Accessories		
Add On Batteries	**LS-AIO-24V-5KW-BAT**	**LS-AIO-48V-5KW-BAT**

NEW

OFF-GRID INVERTERS



- Pure Sine Wave
- Built-in WiFi Dongle for Remote monitoring
- Built-in MPPT 200A
- Parallel operation
- Lithium battery BMS communication
- Dual PV input
- Configurable AC/Solar input priority via LCD setting.

Dual-Output Solar Inverter

Code	XANADU-10K 48VDC
AC Input	
Rated Input Voltage	230VAC
Input Voltage Range	170-280VAC
AC Output	
Rated Power	10KVA
Rated Voltage	230/220VAC ± 5% @50Hz
Surge Power	20KVA
Battery	
Nominal Voltage	48VDC
Battery Type	Lithium/Lead-acid
Maximum AC Charge Current	200A
PV Input	
Maximum PV Input Power	12000W
Number of MPPT Trackers	2
Max. PV Voc	500VDC
MPPT Range	120VDC - 450VDC
Max PV Input Current	18A x 2
General Specifications	
Communications	USB/RS485/CAN/ DRY CONTACT
Accessories included	Parallel Kit, WIFI Module
Weight	22.85kg
Dimensions (WxHxD) mm	460 x 700 x 120

©ACDC Dynamics

NEW

OFF-GRID INVERTERS



PV18-1K 12VDC



PV18-3K 24VDC

- Pure sine wave solar inverter
- Output power factor 1
- Built-in MPPT solar charger
- Supports WIFI remote monitoring
- Mains or Generator power
- Configurable AC/Solar charger priority via LCD setting

PV18 Range Solar Inverters

Code	PV18-1K 12VDC	PV18-3K 24VDC	PV18-5K 48VDC
AC Input			
Rated Input Voltage	230VAC		
Input Voltage Range	170-280VAC (UPS Mode) / 90-280VAC (Appliance Mode)		
AC Output			
Rated Output	1000VA/1000W	3000VA/3000W	5000VA/5000W
AC Voltage	230VAC @50Hz		
Surge Power	2000VA	6000VA	10000VA
Battery			
Nominal Voltage	12VDC	24VDC	48VDC
Battery Type	Lead-Acid or Lithium		
Maximum AC Charge Current	10/20A	20/30A	60A
PV Input			
Maximum PV Input Power	625W	1500W	4000W
Number of MPPT Trackers	1	1	1
Max. PV Voc	75VDC	145VDC	145VDC
MPPT Range	15-75VDC	30-120VDC	60-130VDC
Max Solar Charge Current	60A	60A	80A
General Specifications			
Weight	5kg	7.4kg	14kg
Dimensions (WxHxD)	225 x 355 x 92mm	272 x 355 x 100mm	298 x 468 x 125mm



Communication Accessories

Code	Description
PV18-WIFI	Wi-Fi module for PV18 Inverters

NEW

OFF-GRID INVERTERS



- Power factor 1.0
- Pure Sine Wave
- Optional WiFi Dongle for Remote monitoring (see HP-WIFI)
- Built-in MPPT 100A
- Detachable dust cover for hash environments
- Support multiple output priority: UTL, SOL, SBU, SUB
- Parallel operation up to 12 units

Rack Mounted Solar Inverter

Code	RM-5.5K 48VDC
AC Input	
Rated Input Voltage	230VAC
Input Voltage Range	170-280VAC
AC Output	
Rated Power	5500W
Rated Voltage	230VAC
Surge Power	11 000VA
Battery	
Nominal Voltage	48VDC
Battery Type	Lithium
Maximum AC Charge Current	60A
PV Input	
Maximum PV Input Power	5500W
Number of MPPT Trackers	1
Max. PV Voc	500VDC
MPPT Range	120VDC-450VDC
Max PV Current	100A
General Specifications	
Communications	USB, RS232, Dry Contact
Accessories included	BMS Communication Cable, Parallel Communication Cable
Weight	10kg
Dimensions (WxHxD) mm	438 x 438 x 130

©ACDC Dynamics

NEW

OFF-GRID INVERTERS



EM-3.5K 24VDC



EM-5.5K 48VDC



HP-5K 48VDC

- Power factor 1.0
- Pure Sine Wave
- Optional WiFi Dongle for Remote monitoring
- Built-in MPPT
- Support multiple output priority: UTL, SOL, SBU, SUB
- Lithium battery BMS communication & activation included
- **HP**-Parallel operation up to 12 units, single phase or 3P

EM/HP Range Solar Inverters

Code	EM-3.5K 24VDC	EM-5.5K 48VDC	HP-5K 48VDC
AC Input			
Rated Input Voltage	230VAC		230VAC
Input Voltage Range	170-280VAC		90~280V
AC Output			
Rated Power	3.5kW	5.5kW	5000W/5000VA
Rated Voltage	230VAC ± 5% @50Hz		230VAC@50Hz
Surge Power	7000VA	11000VA	10000VA
Battery			
Nominal Voltage	24VDC	48VDC	48VDC
Battery Type	Lithium/Lead-acid		Lithium/Lead-acid
Maximum AC Charge Current	80A		60A
PV Input			
Maximum PV Input Power	1500W	5500W	5000W
Number of MPPT Trackers	1	1	1
Max. PV Voc	160VDC	500VDC	500VDC
MPPT Range	30VDC - 160VDC	60VDC - 500VDC	120-450VDC
Max PV Input Current	60A	18A	18A
General Specifications			
Communications	RS232 + RS485		RS485 / RS232 / Dry Contact
Accessories included	BMS Communication Cable		BMS Communication cable, Parallel Communication Cable
Weight	7kg	7.2kg	10kg
Dimensions (WxHxD) mm	358 x 295 x 100	295 x 105 x 438	295 x 448 x 105mm

Accessories

Code	Description
HP-WIFI	Wifi Dongle for Remote Monitoring



FN5KS-AH1 48VDC



PV5000-3.6K 24VDC

- Power factor 1.0
- Pure Sine Wave
- Support multiple output priority
- Lithium battery BMS communication
- **FN5KS**-Parallel operation up to 9 units
- **FN5KS**-Dual AC Output to split essential & non essential loads

Off-Grid Solar Inverter

Code	PV5000-3.6K 24VDC	FN5KS-AH1 48VDC
AC Input		
Rated Input Voltage	230VAC	230VAC
Input Voltage Range	90-280VAC	90-280VAC
AC Output		
Rated Power	3600W/3600VA	5000W/5000VA
Rated Voltage	230VAC@50Hz	230VAC@50Hz
Surge Power	7200VA	10000VA
Battery		
Nominal Voltage	24VDC	48VDC
Battery Type	Lithium/Lead Acid	Lithium/Lead Acid
Maximum AC Charge Current	100A	80A
PV Input		
Maximum PV Input Power	5000W	6000W
Number of MPPT Trackers	1	1
Max. PV Voc	500VDC	500VDC
MPPT Range	40-450VDC	120-450VDC
Max Input PV Current	18A	18A
General Specifications		
Communication	USB/RS485/CAN	USB/RS485/CAN
Accessories Included	-	Parallel Communication Cable, USB Cable
Dimensions (WXHXD)	420 x 285 x95mm	510 x 310 x140mm

©ACDC Dynamics

NEW

LUXPOWER INVERTERS

SNA Grid Interactive Storage Inverter



- Intelligent Offgrid & Hybrid Modes
- PV & AC Power Loads Simultaneously
- Wide PV Input Voltage Range
- Advanced Parallel, up to 50kW
- Separate Generator Input

Code	LUX-SNA-5K 48VDC	LUX-SNA-6K 48VDC
AC Input		
Rated Input Voltage	230VAC	
Input Voltage Range	110 - 280VAC	
AC Output		
Rated Power	5000W/5000VA	6000W/6000VA
Output Voltage	230VAC @ 50Hz	
Surge Power	10000VA	12000VA
Battery		
Nominal Voltage	51.2/48VDC	
Battery Type	Lead-acid or Lithium	
Maximum AC Charge Current	60A	140A
PV Input		
Maximum PV Input Power	3200W/3200W	4000W/4000W
Number of MPPT Trackers	2	
Max. PV Voc	480VDC	
MPPT Range	100-385VDC	120-385VDC
Max PV String Current	13A /13A	17A /17A
Max PV Charge Current	100A	140A
General Specifications		
Communication with BMS	RS485/CAN	
Accessories included	Wifi Communication Dongle	Wifi Dongle + CT
Weight	14kg	14.5kg
Dimensions (WxHxD)	330 x 504 x 135mm	

LXP Hybrid Grid Tied Storage Inverter



- Colour LCD, Touch Screen
- Grid Feeding with Feed in Limitation
- Advanced Parallel Function
- AC Coupling Function
- 3 MPPT Input
- Plug & Play Seamless Switching under 10ms
- Advanced Remote Monitoring
- Supplied with CT & Wifi Dongle
- Separate Generator Input

Code	LUX-LXP-10K 48VDC	LUX-LXP-12K 48VDC
AC Data		
Rated Input Voltage	230VAC @ 50Hz	
Input Voltage Range	180 - 270VAC	
Rated Output Power - On-grid	10000W	12000W
Rated Output Power - Back-up	10000W	12000W
Output Voltage	230VAC @ 50Hz	
Rated Current @ 240VAC	41.6A	50A
Battery		
Nominal Voltage	48VDC (40-60VDC)	
Battery Type	Lead Acid or Lithium	
Maximum DC Charge Current	210A	250A
Maximum DC Discharge Current	210A	250A
PV Input		
Maximum PV Input Power	15000W	18000W
Number of MPPT Trackers	2	3
Max. PV Voc	600VDC	600VDC
MPPT Range	120-480VDC	120-480VDC
No. of Strings per MPPT	2+2	2+1+1
Max. PV Current	25A+25A	25A+15A+15A
General Specifications		
Weight	40kg	42kg
Dimensions (WxHxD)	440 x 650 x 220mm	490 x 670 x 265mm

©ACDC Dynamics

NEW

HYBRID GRID-TIED INVERTERS



- Power factor 1.0
- Pure Sine Wave
- Built-in MPPT
- Lithium battery BMS communication
- Compatible with Lead-acid & Lithium Batteries
- Dual PV input
- Single-phase grid connection
- Natural cooling design
- Remote configuration & upgrade

SE-H Hybrid Grid Tied Storage Inverters (Single-Phase)

Code	SE-H-6K 48VDC	SE-H-10K 48VDC
AC Data		
Rated Input Voltage	230VAC	230VAC
Input Voltage Range	150-300VAC	-
Rated Output Power - On-grid	6000W	10000W
Rated Output Power - Back-up	6000W	10000W
Output Voltage	230VAC @50Hz	230VAC @50Hz
Rated Current @ 240VAC	27.2A	46A
Battery		
Nominal Voltage	48VDC	
Battery Type	Lithium-ion/ Lead-acid	
Max DC Charge Current	120A	210A
Max DC Discharge Current	120A	210A
PV Input		
Maximum PV Input Power	9000W	15000W
Number of MPPT Trackers	2	3
Max. PV Voc	550VDC	600VDC
MPPT Range	230VDC - 480VDC	70VDC - 540VDC
No. of Strings per MPPT	1	2
Max. PV Current	15A x 2	30A + 22A + 22A
General Specifications		
Weight	25kg	35kg
Dimensions (WxHxD) mm	515 x 450 x 175	420 x 800 x 240

NEW

SOLAR WATER HEATING CONTROLLER IP65



- Advanced DSP control chip, smart control
- Solar heating priority, automatic grid switching when solar insufficient.
- Separate temperature settings for solar & grid heating and time based control.
- The MPPT water heating controller is only suitable for AC Geyser Elements. (Resistive Loads only)
- Maximum Power point tracking technology
- Water Temperature Detection.

MPPT Solar Water Heating Controller

Code	SWHC-4K-MAX
PV Input/Output	
Solar Max. Input Power	4000W
Solar Input Current	≤ 20A
MPPT Operating Voltage Range	120 - 340 VDC
Solar Heating Output Voltage Range	0 - 260 VAC
Solar Heating Output Current Range	≤ 20A
Rated AC	
AC Heating Rated power	4000W
AC Rated Voltage	230VAC (180 - 260VAC)
AC Rated Current	≤ 20A
Rated Load	
Load Voltage/Power	230VAC/4000W
Load Resistance	> 13Ω
General Features	
LCD Display	Yes
Max. Water Temperature	30 - 80° (Adjustable)
Temperature Sensor	YES (4m cable)
Product Dimensions	220 x 190 x 85mm

©ACDC Dynamics

NEW

HYBRID GRID-TIED INVERTERS

Hybrid Inverter with Energy Storage

- Colourful touch LCD, IP65 protection degree
- Max. charging/discharging current of 120A
- Frequency droop control, Max.16pcs parallel
- 6 time periods for battery charging/discharging
- Support storing energy from diesel generator
- DC couple and AC couple to retrofit existing solar system
- Comes with WiFi module for remote monitoring
- Programmable multiple operation modes: On-Grid, Off-Grid and UPS
- Smart load function



5kW



8kW

	Single Phase				Three Phase
Code	**DEYE-H-5K 48VDC**	**DEYE-H-8K 48VDC**	**DEYE-H-12K 48VDC**	**DEYE-H-16K 48VDC**	**DEYE-H-12K-3P 48VDC**
AC Data					
Rated AC Output & UPS Power	5000W	8000W	12000W	16000W	12000W
AC Output Rated Current	22.7A/21.7A	36.4A/34.8A	54.5A/52.2A	72.7A/69.6A	18.2A/17.4A
Max. AC Passthrough Current	35A	50A	100A	100A	45A
Input/Output Voltage	230VAC @50Hz				230/400VAC @50Hz
PV String Input					
Max. DC Input Power	6500W	10400W	15600W	20800W	15600W
PV Input Voltage	370VDC (125-500VDC)				550VDC(160-800VDC)
MPPT Range	150-425VDC				200-650VDC
PV Input Current per MPPT	13A + 13A	26A + 26A	26A + 26A + 26A	26A + 26A + 26A	22A + 13A
No. of MPPT Trackers	2	2	3	3	2
No.of Strings Per MPPT Tracker	1 + 1	2 + 2	2 + 2 + 2	2 + 2 + 2	2 + 1
Battery Data					
Battery Type	Lead-acid or Lithium-ion				
Battery Voltage Range	40-60VDC				
Max. Charging Current	120A	190A	220A	290A	240A
Max. Discharging Current	120A	190A	220A	290A	240A
General Data					
Communication with BMS	RS485; CAN				
Accessories Included	WiFi Communication Dongle & CT				
Weight	24kg	32kg	48.5kg	48.5kg	33.6kg
Dimensions mm (WxHxD)	330 x 580 x 232	420 x 670 x 233	464 x 762 x 282	464 x 799 x 300	422 x 702 x 281

High Voltage Hybrid Inverter with Energy Storage

- Colourful Touch LCD, IP65 Protection
- Max. 10pcs Parallel for On-grid Operation, Supports Multiple Batteries Parallel
- High Voltage Battery, Higher Efficiency
- 6 Time Periods for Battery Charging/Discharging
- Support Storing Energy from Diesel Generator
- DC Couple and AC Couple to Retrofit existing Solar System
- Comes with WiFi Module for Remote Monitoring
- Programmable Multiple Operations Mode: On-Grid, Off-Grid and UPS
- Smart Load Function



Code	**DEYE-H-20K-3P HV**	**DEYE-H-30K-3P HV**	**DEYE-H-50K-3P HV**
AC Data			
Rated AC Output & UPS Power	20000W	30000W	50000W
AC Input/Output Rated Current	30.4/29A	45.5/43.5A	75.8A/72.5A
Max. AC Passthrough Current	80A	200A	200A
Input/Output Voltage	230/400VAC		
PV String Input			
Max. DC Input Power	26000W	39000W	65000W
PV Input Voltage	180-1000VDC		
MPPT Range	150-850VDC		
PV Input Current per MPPT	26+26	36+36+36	36+36+36+36
No. of MPPT Trackers	2	3	4
No. of Strings per MPPT Tracker	2+2	2+2+2	2+2+2+2
Battery Data			
Battery Type	Lithium-Ion		
Battery Voltage Range	160-700VDC	160-800VDC	160-800VDC
Max. Charging Current	37A	100A	50A+50A
Max. Discharging Current	37A	100A	50A+50A
General Data			
Communication with BMS	RS485/CAN/RS232		
Accessories Included	WiFi Communication Dongle & CT		
Weight	30.5kg	80kg	80kg
Size (WxHxD)	408 x 638 x 237mm	527 x 894 x 294mm	527 x 894 x 294mm

©ACDC Dynamics

NEW

SOLAR EASY INSTALL KITS



MKS-CK-05

Easily consolidate all connections to your solar system in one attractive wall mounting enclosure. Simply connect the incoming cables to the marked terminals.

Connections:
- AC input
- AC output
- PV input
- Battery +/-

Consolidated Solar Inverter Distribution Board - Hybrid Grid Interactive

Code c/w Inverter	MKS-CK-03	MKS-CK-05	HYLH-CK-5K
Inverter (Included)	PV18-3K 24VDC	PV18-5K 48VDC	LUX-SNA-5K 48VDC

Kit includes:
- AC Isolators (input/output)
- PV Isolator & Fuse Protection
- Class 2 PV Surge Protection
- Battery Fuse Protection
- Change Over Switch (inverter/off/bypass)
- Earth Leakage Protection for On-Board AC Outlets



DEYE-CK-5K

Easily consolidate all connections to your solar system in one attractive wall mounting enclosure. Simply connect the incoming cables to the marked terminals.

Connections:
- AC input
- AC output
- PV input
- Battery +/-

Consolidated Solar Inverter Distribution Board - Hybrid On-Grid

Code c/w Inverter	DEYE-CK-5K	DEYE-CK-8K
Inverter (Included)	DEYE-H-5K 48VDC	DEYE-H-8K 48VDC

Kit includes:
- AC Isolators (input/output)
- PV Isolator & Fuse Protection
- Class 2 PV Surge Protection
- Battery Fuse Protection
- Change Over Switch (inverter/off/bypass)
- Earth Leakage Protection for On-Board AC Outlets



HYLH-CK-1K-1280WH



HYLH-EK-3K-2.5KWH

Compact Home Easy Install Kit - with Lithium Battery

Easily consolidate all connections to your solar system in one attractive wall mounting enclosure. Simply connect the incoming cables to the marked terminals.

Code	HYLH-CK-1K-1280WH	HYLH-EK-3K-2.5KWH
AC Output Voltage	230VAC	
Max Continuous Power	1000W / 1000VA	3000W / 3000VA
Back up Time @ Full Load	69min	45min
Back up Time @ Half Load	138min	90min
Inverter	PV18-1K 12VDC	PV18-3K 24VDC
Lithium Battery	SPF12-100	LPF26V-100-2.5K-WM
Useable Battery Capacity	1280Wh	2560Wh

Does not include: PV Panels, PV Mounting Structure, Installation

Kit includes:
- AC Circuit Breakers
- Earth Leakage Protection
- Battery Fuse Protection / Isolation
- South African Socket Outlet
- Class 2 PV Surge Arrestor
- PV Isolator & Fuse Protection

Connections:
- AC input
- AC output
- PV input
- Battery +/-



HYLH-CK-1K-108-BP



HYLH-EK-3K-2.5KWH-BP

Solar Ready Easy Install Backup Kits

Code	HYLH-CK-1K-108-BP	HYLH-EK-3K-2.5KWH-BP
AC Output Voltage	230VAC	
Max Continuous Power	1000W / 1000VA	3000W / 3000VA
Back up Time @ Full Load	69min	45min
Back up Time @ Half Load	138min	90min
Inverter	PV18-1K 12VDC	PV18-3K 24VDC
Lithium Battery	SPF12-100	LPF26V-100-2.5K-WM
Useable Battery Capacity	1280Wh	2560Wh

Does not include: PV Panels, PV Mounting Structure, Installation

Kit includes: Battery fuse protection

©ACDC Dynamics

DEYE SOLAR AIR CONDITIONER

Scan the QR Code to download the Solar Aircon App

100% Eco
Up to 100% saving in daytime

Savings
No Inverter, battery or charge controller needed

Max Efficiency
DC Driven

Grid AC Power Limiter
Limit AC power from 0-300W

Wide Operating Temperature
Temperature range between -10°C - +50°C

Auto AC/DC Balance

3 YEAR WARRANTY



Features
- R410a Refrigerant
- Quiet Operation
- AC/DC Auto Blancer
- DC Brushless Permanent Magnetic Fan Motor

WiFi Functionality
- Full control
- Daily & weekly timers
- AC & DC consumption
- History of consumption

Air Purification
- Filters out Dust, Allergens, Harmful particles

Code	Unit	DEYE-PVAC-12000BTU	DEYE-PVAC-18000BTU	DEYE-PVAC-24000BTU
Power Supply				
AC Input	Ph-V-Hz	1Ph 208V-240VAC/50-60Hz	1Ph 208V-240VAC/50-60Hz	1Ph 208V-240VAC/50-60Hz
DC Input	VDC	80-380V	80-380V	80-380V
Suggested PV Configuration	pcs	(3-4) 330W in series	(3-6) 330W in series	(3-8) 330W in series
General Specifications				
Rated Cooling Capacity (T1)	W	3510(900-3900)	5070(1200-6000)	6450(1800-7900)
	BTU	12000(3000-13300)	17300(4100-20400)	22000(6100-27000)
Power Input	W	940(190-1270)	1400(220-2100)	1790(300-3200)
Rated Heating Capacity	W	4100(1000-4500)	6100(1200-23000)	7800(1800-9100)
	BTU	14000(3000-4500)	20800(4100-23000)	26600(6100-31000)
Power Input	W	1170(190-700)	1770(220-2500)	2290(300-3500)
Application Area	m^2	12-20	20-30	30-42
Indoor Unit Dimension (WxHxD)	mm	840 x 205 x 295	1080 x 330 x 237	1080 x 330 x 237
	kg	9.0/12.5	15.0/18.5	15.0/18.5
Outdoor Unit Dimension (WxHxD)	mm	802 x 564 x 323	802 x 564 x 323	900 x 700 x 337
	kg	33.5/37.5	37/42.0	50/54.5

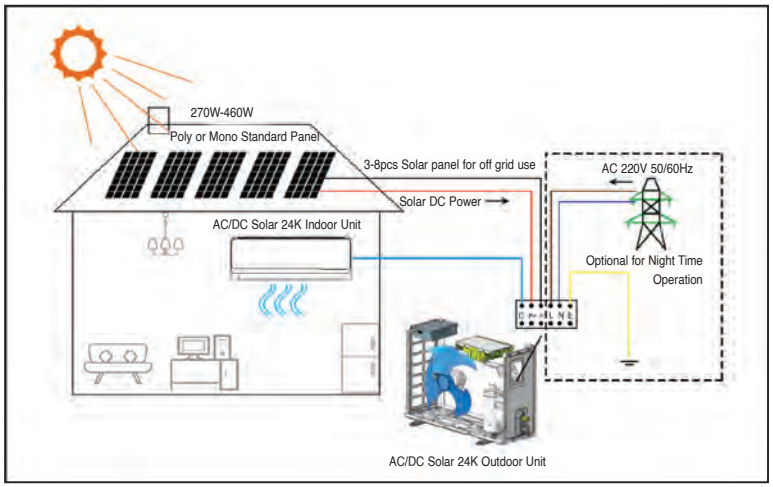

Kit Includes	QTY
Indoor Unit	1
Indoor Unit Mounting Plate	1
Remote Controller	1
AAA Battery	2
Connecting Cord 3 Meters	1
Outdoor Unit	1
Wrapping Tape Weather protection	1
Drainpipe 1.5 Meters	1
Wall Sleeve	1
Sealant Putty	1
Installation Manual	1
MC4 Style Connector Set for Outdoor Unit	1

©ACDC Dynamics

SOLAR PUMPING SYSTEMS

Solar Pumping Systems

The system dispenses with energy storage devices and stores water instead of electricity. This improves the reliability of the device and at the same time it lowers the construction and maintenance costs of the system dramatically.Excellent stability and 98% energy conversion ratio.Protection against lightning, dry running, blocking and overload.

System include Inverter, Pump + 30 m Cable & Connections
Note: No level control input



PV Panels



Inverter



AC Pump

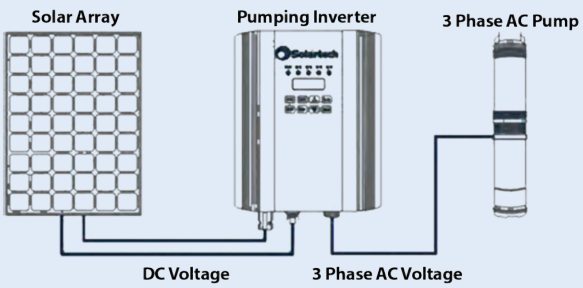

With Level Control Input
Inverter Only - Order PV Panels Separately

Code	kW	Description	Head (m)	Flow Water (m³/day)	No. of PV Panels	Code	Code	Rated Output		MPP Voltage
								Current	KW	
PS370-1	0.37kW	Solar Pumping System	27 - 35m	10-7.5m³/day	4 x 260W HV	RHV-260	PB400L	3A	0.25-0.4	280-350V
PS550-1	0.55kW	Solar Pumping System	37 - 52m	10-7.5m³/day	4 x 260W HV	RHV-260	PB750L	5A	0.55-0.75	280-350V
PS750-1	0.75kW	Solar Pumping System	45 - 61m	10-7.5m³/day	4 x 260W HV	RHV-260				
PS1100-2	1.10kW	Solar Pumping System	54 - 73m	10-7.5m³/day	8 x 260W HV	RHV-260	PB1500L	7A	1.1-1.5	280-350V
PS1500-2	1.50kW	Solar Pumping System	68 - 95m	10-7.5m³/day	10 x 260W HV	RHV-260				
PS2200-1	2.20kW	Solar Pumping System	91 - 133m	10-7.5m³/day	12 x 300W HV	RHV-300	PB2200L	11A	2.2	280-350V
PS3000-1	3.7kW	Solar Pumping System	118 - 169m	15-10m³/day	18 x 260W HV	RHV-260	PB3700H	9A	3-3.7	500-600V
PS4000-1	5.5kW	Solar Pumping System	155 - 207m	15-10m³/day	27 x 260W HV	RHV-260	PB5500H	13A	4-4.5	500-600V

Features

- Solar pumping inverter converts DC voltage from the solar array into AC voltage to drive the pump.
- With the function of MPPT (maximum power point tracking), it regulates the output frequency according to irradiation in real time to achieve the maximum power.

Advantages

- To drive pumps equipped with 3-phase induction motors
- Optimized SPWM (Sinusoidal pulse width modulation)
- Various operation modes & MPPT algorithms are available
- Option of water-level detection and control is available on stand-alone inverters
- Adjustable speed range of pump based on the actual situation (available solar power) of the system.
- Protection functions: lightning, over/low input voltage, over current and overload protection, etc.

Applications

- Desert control
- Sea water desalinization
- Agricultural irrigation
- Daily water supply
- Forest irrigation
- Remote watering troughs for animals
- Waste water treatment

AC/DC FU9000 DRIVES

AC/DC



- Same Basic Functionality as **FU9000D**
- 99% Efficient MPPT
- Remote Monitoring using ACDC Smart App(with Optional GSM Communication Card)
- Allows Simultaneous AC and DC Input

EES

Dual Input AC/DC Solar Drive - FU9000SI Series

Code	Max. PV Voc	DC Input Voltage Range	Rated Output Power	Max.PV Isc	Rated Output Current	Dimensions (mm) W x H x D
Single Phase Input 220-240V, Three Phase Output 3 x 230V						
FU9000SI-0R7G-S2	400VDC	200~400VDC	0.75kW	9.3A	4.2A	126 x 186 x 161
FU9000SI-1R5G-S2	400VDC	200~400VDC	1.5kW	15.7A	7.5A	126 x 186 x 161
FU9000SI-2R2G-S2	400VDC	200~400VDC	2.2kW	24A	10A	126 x 186 x 161
Three Phase Input 380-480V, Three Phase Output 3 x 400V						
FU9000SI-0R7G-4	800VDC	300~750VDC	0.75kW	3.4A	2.5A	126 x 186 x 161
FU9000SI-1R5G-4	800VDC	300~750VDC	1.5kW	5A	4.5A	126 x 186 x 161
FU9000SI-2R2G-4	800VDC	300~750VDC	2.2kW	5.8A	5.5A	126 x 186 x 161
FU9000SI-004G-4	800VDC	300~750VDC	4kW	13.5A	9.5A	126 x 186 x 161
FU9000SI-5R5G-4	800VDC	300~750VDC	5.5kW	19.5A	14A	146 x 256 x 172
FU9000SI-7R5G-4	800VDC	300~750VDC	7.5kW	25A	18.5A	146 x 256 x 172
FU9000SI-011G-4	800VDC	300~750VDC	11kW	32A	25A	171 x 321 x 201
FU9000SI-015G-4	800VDC	300~750VDC	15kW	40A	32A	171 x 321 x 201
FU9000SI-018G-4	800VDC	300~750VDC	18.5kW	47A	38A	171 x 321 x 201

NOTE:
Please contact our Panel Workshop for Drives built into Panels, including solar, combiner, switchgear and protection.

©ACDC Dynamics

DC SOLAR PUMPS



TSSP



Order PV Panels Separately



TSQB

Pool Pumps

Code	Voltage	Power	Max Flow Rate	Max Head	I/O Size	Required PV Panels
TSSP18-12-72/750	72VDC	750W	18m³/h	12m	2" x 2"	80W x 14
TSSP25-15-110/1200	110VDC	1200W	25m³/h	15m	2½" x 2½"	100W x 16
TSSP30-20-110/1500	110VDC	1500W	30m³/h	20m	3" x 3"	100W x 16

Pool Pump With Built in Controller

Code	Voltage	Power	Max Flow Rate	Max Head	I/O Size	Required PV Panels
TSSP12-14-48/500	48VDC	500W	12m³/h	14m	2" x 2"	170W x 4

Fountain Pumps

Code	Voltage	Power	Max Flow Rate	Max Head	I/O Size	Required PV Panels
TSQB2.0-25-24/120	24VDC	120W	2.0m³/h	15m	1" x 1"	80W x 2
TSSGJ3.2-18-24/120	24VDC	120W	3.2m³/h	18m	1" x 1"	80W x 2
TSQB2.2-37-36/210	36VDC	210W	2.2m³/h	37m	1" x 1"	90W x 2

Accessories

- Pump Controller
- Brass Impeller
- Cable Connector
- Water Level Sensor
- Cable for Solar Panel
- Solar Flash Light

DC SUBMERSIBLE PUMPS



Normal Plastic Impeller

Code	Voltage	Power	Max Flow Rate	Max Head	Pump Size	Required PV Panels	Outlet
3TSC-1.9-23-36/210	36VDC	210W	1.9m³/h	23m	3"	90W x 3	3/4"
3TSC-2-80-48/500	48VDC	500W	2.0m³/h	70m	3"	140W x 4	3/4"
3TSC-3.5-50-48/500	48VDC	500W	3.5m³/h	34m	3"	140W x 4	3/4"
4TSC-4-57-48/500	48VDC	500W	4.0m³/h	57m	4"	170W x 4	1¼"
4TSC-12.5-44-110/1000	110VDC	1000W	12.5m³/h	44m	4"	100W x 14	2"

Screw Type Impeller

Code	Voltage	Power	Max Flow Rate	Max Head	Pump Size	Required PV Panels	Outlet
3TSS-0.5-28-12/80	12VDC	80W	0.5m³/h	28m	3"	100W x 1	3/4"
3TSS-0.76-55-24/120	24VDC	120W	0.76m³/h	55m	3"	90W x 2	3/4"
3TSS-1.25-80-36/210	36VDC	210W	1.25m³/h	90m	3"	90W x 3	3/4"
4TSS-2.5-70-48/500	48VDC	500W	2.5m³/h	80m	4"	170W x 4	1"
4TSS-2.5-140-110/1000	110VDC	1000W	2.5m³/h	140m	4"	140W x 14	1"
5TSS-5-80-110/1200	110VDC	1200W	5m³/h	80m	5"	100W x 16	1½"

Applications

- Domestic & Municipal Water Supply
- Irrigation Systems
- Industrial & Mining Applications
- Ponds & Garden Water Supply

Features

- Floating impeller design prevents sand blockages
- Highly durable
- Can handle upthrust load

Accessories

- Liquid Level Sensor
- Torch light
- Water Level Sensor
- Order PV Panels Separately

DC PV PUMP SYSTEM CONTROLLER



Solar Pump System Controllers

Code	Description
TSPC-12-24V	12 - 24VDC Solar Pump System Controller
TSPC-36-48V	36 - 48VDC Solar Pump System Controller
TSPC-72-110V	72 - 110VDC Solar Pump System Controller

- MPPT and DSP control features provide a stable clean DC to the batteries extending battery life and system reliability
- For use with the above TAIFU Solar Pumping Systems
- Select controller to match system voltage

©ACDC Dynamics

SOLAR WATER HEATING

NEW



Low Pressure Solar Geysers IPX4

Code	Tank Capacity	Weight	Collector Area	No.Of Tubes	System Selection	Roof Type
ASLP-12	110 l	± 170kg	0.92m²	12	Suitable for Smaller Homes	Pitched & Flat Roof
ASLP-15	150 l	± 235kg	1.2m²	15	1-3 People	
ASLP-20	200 l	± 303kg	1.63m²	20	3-4 People	
ASLP-30	300 l	± 454kg	2.4m²	30	4-5 People	

Systems Include

- System Frame & Mounting Accessories (Flat & Pitch Roof 2 in 1)
- Main Tank (Including Drain Cock)
- Cistern Tank
- Solar Collector (Vaccuum Tubes)
- Roof Bracket / Hooks
- Tempering Valve

- 25mm Hail Resistance
- Freeze Resistance



High Pressure Solar Geysers IPX4

Code	Tank Capacity	Weight	Collector Area	No.Of Tubes	System Selection	Roof Type
APIHP-12	110 l	± 176kg	0.92m²	12	1-2 People	Pitched & Flat Roof
APIHP-15	150 l	± 235kg	1.2m²	15	2-3 People	
APIHP-20	200 l	± 320kg	1.63m²	20	3-4 People	
APIHP-30	l300 l	± 487kg	2.4m²	30	4-5 People	

Systems Include

- System Frame & Mounting Accessories (Flat and Pitch Roof 2 in 1)
- Main Tank (Including Drain Cock)
- Roof Bracket / Hooks
- Solar Collector (Vaccuum Tubes)
- Safety Valve
- Tempering Valve
- Anode

- Stainless Steel Tank
- Tough Corrosion Resistant Zinc Frame
- 35mm Hail Resistance
- Freeze Resistance
- High Pressure Water heater rated at 400kPA

- All installations for both High Pressure and Low Pressure geysers must be done by a certified Technician / Plumber for safety and regulation compliance.





SL6-C1301BX003

Low Pressure System - SUS304-2B Inner Tank

Code	Collector	Tank Capacity	Collector Area	Tank Length
SL-NF1.8-16	16 Tubes	100l	1.67m²	1225mm
SL-NF1.8-18	18 Tubes	150l	1.88m²	1446mm

High Pressure System - SUS316 Inner Tank

ASHP-1858-10	12 Tubes	100l	1.68m²	805mm

Accessories

Code	Description
SL6-C1301BX003	Mix/Tempering Valve

- Hail resistance: 40mm
- All the prices include tank, heat pipe vacuum tubes, frame, air vent valve, magnesium rod, screws & nuts and carton box only.

Note: Order Mixing Valve Separately

NEW



Indirect Solar Water Heating

Code	Tank Capacity	Weight	Collector Area	Roof Type
ID-100L-HP-PR	100 l	± 153kg	1x1.57m²	Pitched
ID-200L-HP-PR	200 l	± 268kg	2x1.57m²	
ID-300L-HP-PR	300 l	± 388kg	3x1.57m²	

Systems Include

- Collector
- Main Tank + Drain Cock
- Propylene Glycol fluid
- TP Valve
- Roof Bracket / Hooks
- Tempering Valve

Features

- Matte Black Freeze Protected Panels with anodized Aluminium Frame Size: (L x W x D: 1800 x 850 x 95)
- High Pressure Water heater rated at 400kPA
- Double Jacket Polyurethane Heat Exchange for Minimum Heat Loss
- SANS 151 Tested
- Can be Configured In a Split Thermosiphon Arrangement
- Sacrificial Anode for corrosion protection and hygine
- 2 Extra Fluid Connections and back up element for use as a conventional electric water heater and as a solar water heater

- All installations for both High Pressure and Low Pressure geysers must be done by a certified Technician / Plumber for safety and regulation compliance.

©ACDC Dynamics



MOTOR CONTROL & MOTORS

6

Discover our selection of cutting-edge Motor Control Solutions, meticulously curated to enhance operational precision and elevate productivity to new heights. From advanced variable frequency drives to robust motor starters, our product lineup ensures seamless integration and reliable performance across diverse industrial applications.

NEW

VLT AUTOMATION DRIVE

Features

- Designed for easy integration in any application.
- Designed with fast and easy start-up in mind.
- Extensive functionality for high-performance operation.
- Leveraging digitalization to reduce maintenance costs.
- Flexible, modular and adaptable. Built to last.
- VLT® FlexConcept® – quicker and more cost effective.
- Application flexibility to boost your business.
- Integrated motion controller – for positioning and synchronization applications
- Achieve maximum availability of your system – with condition-based monitoring.
- Drives with higher IP Ratings are available on request



Automation Drive FC302 - Three Phase Input (**380 - 500VAC** +/- 10%), Three Phase Output (0-100% of Supply)

Code - IP20/21	Motor Power 400V (kW)	Continuous Current (A)	Intermittent Current (A)	Frame Size	Dimensions (mm) W x H x D
FC302-PK37-T5-A2-20	0,37	1,3	2,1	A2	90 x 268 x 205
FC302-PK55-T5-A2-20	0,55	1,8	2,9	A2	90 x 268 x 205
FC302-PK75-T5-A2-20	0,75	2,4	3,8	A2	90 x 268 x 205
FC302-P1K1-T5-A2-20	1,1	3	4,8	A2	90 x 268 x 205
FC302-P1K5-T5-A2-20	1,5	4,1	6,6	A2	90 x 268 x 205
FC302-P2K2-T5-A2-20	2,2	5,6	9	A2	90 x 268 x 205
FC302-P3K0-T5-A2-20	3	7,2	11,5	A2	90 x 268 x 205
FC302-P4K0-T5-A2-20	4	10	16	A2	90 x 268 x 205
FC302-P5K5-T5-A3-20	5,5	13	20,8	A3	130 x 268 x 205
FC302-P7K5-T5-A3-20	7,5	16	25,6	A3	130 x 268 x 205
FC302-P11K-T5-B3-20	11	32	35,2	B3	165 x 399 x 249
FC302-P15K-T5-B3-20	15	37,5	41,3	B3	165 x 399 x 249
FC302-P18K-T5-B4-20	18,5	44	48,4	B4	230 x 520 x 242
FC302-P22K-T5-B4-20	22	61	67,1	B4	230 x 520 x 242
FC302-P30K-T5-B4-20	30	73	80,3	B4	230 x 520 x 242
FC302-P37K-T5-C3-20	37	90	99	C3	308 x 550 x 333
FC302-P45K-T5-C3-20	45	106	117	C3	308 x 550 x 333
FC302-P55K-T5-C4-20	55	147	162	C4	370 x 660 x 333
FC302-P75K-T5-C4-20	75	177	195	C4	370 x 660 x 333
FC302-N90K-T5-D3H-20	90	212	233	D3H	250 x 909 x 375
FC302-N110K-T5-D3H-20	110	260	286	D3H	250 x 909 x 375
FC302-N132K-T5-D3H-20	132	315	347	D3H	250 x 909 x 375
FC302-N160K-T5-D4H-20	160	395	435	D4H	350 x 1122 x 375
FC302-N200K-T5-D4H-20	200	480	528	D4H	350 x 1122 x 375
FC302-N250K-T5-D4H-20	250	588	647	D4H	350 x 1122 x 375
FC302-N315K-T5-E1H-21	315	658	724	E1H	602 x 2043 x 513
FC302-N355K-T5-E1H-21	355	745	820	E1H	602 x 2043 x 513
FC302-N400K-T5-E1H-21	400	800	880	E1H	602 x 2043 x 513
FC302-N450K-T5-E2H-21	450	880	968	E2H	698 x 2043 x 513
FC302-N500K-T5-E2H-21	500	990	1089	E2H	698 x 2043 x 513
FC302-P560K-T5-F3-21	560	1120	1232	F3	2000 x 2204 x 606
FC302-P630K-T5-F3-21	630	1260	1386	F3	2000 x 2204 x 606
FC302-P710K-T5-F4-21	710	1460	1606	F4	2400 x 2204 x 606
FC302-P800K-T5-F4-21	800	1720	1892	F4	2400 x 2204 x 606

©ACDC Dynamics

NEW

VLT AUTOMATION DRIVE

Automation Drive FC302 - Three Phase Input (**525 - 600VAC** +/- 10%), Three Phase Output (0-100% of Supply)

Code - IP20	Motor Power 400V (kW)	Continuous Current (A)	Intermittent Current (A)	Frame Size	Dimensions (mm) W x H x D
FC302-PK75-T6-A3-20	0,75	1,7	2,7	A3	130 x 268 x 205
FC302-P1K1-T6-A3-20	1,1	2,4	3,8	A3	130 x 268 x 205
FC302-P1K5-T6-A3-20	1,5	2,7	4,3	A3	130 x 268 x 205
FC302-P2K2-T6-A3-20	2,2	3,9	6,2	A3	130 x 268 x 205
FC302-P3K0-T6-A3-20	3	4,9	7,8	A3	130 x 268 x 205
FC302-P4K0-T6-A3-20	4	6,1	9,8	A3	130 x 268 x 205
FC302-P5K5-T6-A3-20	5,5	9	14,4	A3	130 x 268 x 205
FC302-P7K5-T6-A3-20	7,5	11	17,6	A3	130 x 268 x 205
FC302-P11K-T6-B3-20	11	22	24	B3	165 x 399 x 249
FC302-P15K-T6-B3-20	15	27	30	B3	165 x 399 x 249
FC302-P18K-T6-B4-20	18,5	34	37	B4	230 x 520 x 242
FC302-P22K-T6-B4-20	22	41	45	B4	230 x 520 x 242
FC302-P30K-T6-B4-20	30	52	57	B4	230 x 520 x 242
FC302-P37K-T6-C3-20	37	62	68	C3	308 x 550 x 333
FC302-P45K-T6-C3-20	45	83	91	C3	308 x 550 x 333
FC302-P55K-T6-C4-20	55	100	110	C4	370 x 660 x 333
FC302-P75K-T6-C4-20	75	131	144	C4	370 x 660 x 333

Automation Drive FC302 - Three Phase Input (**525 - 690VAC** +/- 10%), Three Phase Output (0-100% of Supply)

Code - IP20/21	Motor Power 400V (kW)	Continuous Current (A)	Intermittent Current (A)	Frame Size	Dimensions (mm) W x H x D
FC302-P1K1-T7-A3-20	1,1	2,1	3,4	A3	130 x 268 x 205
FC302-P1K5-T7-A3-20	1,5	2,7	4,3	A3	130 x 268 x 205
FC302-P2K2-T7-A3-20	2,2	3,9	6,2	A3	130 x 268 x 205
FC302-P3K0-T7-A3-20	3	4,9	7,8	A3	130 x 268 x 205
FC302-P4K0-T7-A3-20	4	6,1	9,8	A3	130 x 268 x 205
FC302-P5K5-T7-A3-20	5,5	9	14,4	A3	130 x 268 x 205
FC302-P7K5-T7-A3-20	7,5	11	17,6	A3	130 x 268 x 205
FC302-P11K-T7-B2-21	11	19	20,9	B2	242 x 650 x 260
FC302-P15K-T7-B2-21	15	23	25,3	B2	242 x 650 x 260
FC302-P18K-T7-B2-21	18,5	28	30,8	B2	242 x 650 x 260
FC302-P22K-T7-B2-21	22	36	39,6	B2	242 x 650 x 260
FC302-P30K-T7-C2-21	30	43	47,3	C2	370 x 770 x 335
FC302-P37K-T7-C2-21	37	54	59,4	C2	370 x 770 x 335
FC302-P45K-T7-C2-21	45	65	71,5	C2	370 x 770 x 335
FC302-P55K-T7-C2-21	55	87	95,7	C2	370 x 770 x 335
FC302-P75K-T7-C2-21	75	105	115,5	C2	370 x 770 x 335
FC302-N90K-T7-D1H-21	90	137	151	D1H	325 x 901 x 378.4
FC302-N110K-T7-D1H-21	110	162	178	D1H	325 x 901 x 378.4
FC302-N132K-T7-D1H-21	132	201	221	D1H	325 x 901 x 378.4
FC302-N160K-T7-D2H-21	160	253	278	D2H	420 x 1107 x 378.4
FC302-N200K-T7-D2H-21	200	303	333	D2H	420 x 1107 x 378.4
FC302-N250K-T7-D2H-21	250	360	396	D2H	420 x 1107 x 378.4
FC302-N315K-T7-D2H-21	315	418	460	D2H	420 x 1107 x 378.4
FC302-N355K-T7-E1H-21	355	470	517	E1H	602 x 2043 x 513
FC302-N400K-T7-E1H-21	400	523	575	E1H	602 x 2043 x 513
FC302-N500K-T7-E1H-21	500	596	656	E1H	602 x 2043 x 513
FC302-N560K-T7-E1H-21	560	630	693	E1H	602 x 2043 x 513
FC302-N630K-T7-E2H-21	630	763	839	E2H	698 x 2043 x 513
FC302-N710K-T7-E2H-21	710	889	978	E2H	698 x 2043 x 513
FC302-P800KT7-F3-21	800	988	1087	F3	2000 x 2204 x 606
FC302-P900K-T7-F4-21	900	1108	1219	F4	2000 x 2204 x 606
FC302-P1M0-T7-F4-21	1000	1317	1449	F4	2400 x 2204 x 606
FC302-P1M2-T7-F4-21	1200	1479	1627	F4	2400 x 2204 x 606

©ACDC Dynamics

NEW

VLT AQUA DRIVE

Technical Highlights

- Built-in smart logic contoller making PLC unnecessary in many applications
- Reliable IP Rated Enclosures for indoor/outdoor mounting (up to IP66 on request)
- Dry run and over load pump protection
- Auto tuning of PI controllers saving time

Key Benefits

- User friendly award winning control panel (LCP)
- High energy saving efficiency (98%)
- Safe Operation and less wiring
- Broad usability in standard factory supplied enclosures



Aqua series FC202 - Single Phase Input (**200-240VAC** +/- 10%), Three Phase Output (0-100% of Supply)

Code - IP20	Motor Power 400V (kW)	Continuous Current (A)	Intermittent Current (A)	Frame Size	Dimensions (mm) W x H x D
FC202-P1K1-S2-B1-20	1,1	6,6	7,3	A3	130 x 268 x 205
FC202-P1K5-S2-B1-21	1,5	7,5	8,3	B1	242 x 480 x 260
FC202-P2K2-S2-B1-21	2,2	10,6	11,7	B1	242 x 480 x 260
FC202-P3K0-S2-B1-21	3	12,5	13,8	B1	242 x 480 x 260
FC202-P3K7-S2-B1-21	3,7	16,7	18,4	B1	242 x 480 x 260
FC202-P5K5-S2-B1-21	5,5	24,2	26,6	B1	242 x 480 x 260
FC202-P7K5-S2-B1-21	7,5	30,8	33,4	B2	242 x 650 x 260
FC202-P15K-S2-B1-21	15	59,4	65,3	C1	308 x 680 x 310
FC202-P22K-S2-B1-21	22	88	96,8	C2	370 x 770 x 335

Aqua series FC202 - Single Phase input (**380-480VAC** +/- 10%), Three Phase Output (0-100% of Supply)

Code - IP20	Motor Power 400V (kW)	Continuous Current (A)	Intermittent Current (A)	Frame Size	Dimensions (mm) W x H x D
FC202-PK37-T4-A2-20	0,37	1,3	1,4	A2	90 x 268 x 205
FC202-PK55-T4-A2-20	0,55	1,8	2	A2	90 x 268 x 205
FC202-PK75-T4-A2-20	0,75	2,4	2,6	A2	90 x 268 x 205
FC202-P1K1-T4-A2-20	1,1	3	3,3	A2	90 x 268 x 205
FC202-P1K5-T4-A2-20	1,5	4,1	4,5	A2	90 x 268 x 205
FC202-P2K2-T4-A2-20	2,2	5,6	6,2	A2	90 x 268 x 205
FC202-P3K0-T4-A2-20	3	7,2	7,9	A2	90 x 268 x 205
FC202-P4K0-T4-A2-20	4	10	11	A2	90 x 268 x 205
FC202-P5K5-T4-A3-20	5,5	13	14,3	A3	130 x 268 x 205
FC202-P7K5-T4-A3-20	7,5	16	17,6	A3	130 x 268 x 205
FC202-P11K-T4-B1-21	11	24	26,4	B1	242 x 480 x 260
FC202-P15K-T4-B1-21	15	32	35,2	B1	242 x 480 x 260
FC202-P18K-T4-B1-21	18,5	37,5	41,3	B1	242 x 480 x 260
FC202-P22K-T4-B2-21	22	44	48,4	B2	242 x 650 x 260
FC202-P30K-T4-B2-21	30	61	67,1	B2	242 x 650 x 260
FC202-P37K-T4-C1-21	37	73	80,3	C1	308 x 680 x 310
FC202-P45K-T4-C1-21	45	90	99	C1	308 x 680 x 310
FC202-P55K-T4-C1-21	55	106	117	C1	308 x 680 x 310
FC202-P75K-T4-C2-21	75	147	162	C2	370 x 770 x 335
FC202-P90K-T4-C2-21	90	177	195	C2	370 x 770 x 335
FC202-N110K-T4-D1H-21	110	212	233	D1H	325 x 901 x 378.4
FC202-N132K-T4-D1H-21	132	260	286	D1H	325 x 901 x 378.4
FC202-N160K-T4-D1H-21	160	315	347	D1H	325 x 901 x 378.4
FC202-N200K-T4-D2H-21	200	395	435	D2H	420 x 1107 x 378.4
FC202-N250K-T4-D2H-21	250	480	528	D2H	420 x 1107 x 378.4
FC202-N315K-T4-D2H-21	315	588	647	D2H	420 x 1107 x 378.4
FC202-N355K-T4-E1H-21	355	658	724	E1H	602 x 2043 x 513
FC202-N400K-T4-E1H-21	400	745	820	E1H	602 x 2043 x 513
FC202-N450K-T4-E1H-21	450	800	880	E1H	602 x 2043 x 513
FC202-N500K-T4-E2H-21	500	880	968	E2H	698 x 2043 x 513
FC202-N560K-T4-E2H-21	560	990	1089	E2H	698 x 2043 x 513
FC202-P630K-T4-F3-21	630	1120	1232	F3	2000 x 2204 x 606
FC202-P710K-T4-F3-21	710	1260	1386	F3	2000 x 2204 x 606
FC202-P800K-T4-F4-21	800	1460	1606	F4	2400 x 2204 x 606
FC202-P1M0-T4-F4-21	1000	1720	1892	F4	2400 x 2204 x 606

©ACDC Dynamics

NEW

VLT AQUA DRIVE

The VLT Aqua Drives are dedicated water and wastewater application drives with a wide range of powerful standard and optional features.



Features

- Cascade control
- Dry run detection
- Overload protection
- Minimum speed monitor
- Real time clock
- Alerts & warning programming

Proven Solution

VLT Aqua Drives are built on a flexible, modular design concept to provide a versatile motor control solution. It has an energy efficient design, intelligent heat management, automatic adaptation to application, energy efficient harmonic mitigation and optimal control of all motors.

Aqua series FC202 - Three Phase Input (**525-690VAC** +/- 10%), Three Phase Output (0-100% of Supply)

Code - IP20/21	Motor Power 400V (kW)	Continuous Current (A)	Intermittent Current (A)	Frame Size	Dimensions (mm) W x H x D
FC202-P1K1-T7-A3-20	1,1	2,1	2,3	A3	130 x 268 x 205
FC202-P1K5-T7-A3-20	1,5	2,7	3	A3	130 x 268 x 205
FC202-P2K2-T7-A3-20	2,2	3,9	4,3	A3	130 x 268 x 205
FC202-P3K0-T7-A3-20	3	4,9	5,4	A3	130 x 268 x 205
FC202-P4K0-T7-A3-20	4	6,1	6,7	A3	130 x 268 x 205
FC202-P5K5-T7-A3-20	5,5	9	9,9	A3	130 x 268 x 205
FC202-P7K5-T7-A3-20	7,5	11	12,1	A3	130 x 268 x 205
FC202-P11K-T7-B2-21	11	14	15,4	B2	242 x 650 x 260
FC202-P15K-T7-B2-21	15	19	20,9	B2	242 x 650 x 260
FC202-P18K-T7-B2-21	18	23	25,3	B2	242 x 650 x 260
FC202-P22K-T7-B2-21	22	28	30,8	B2	242 x 650 x 260
FC202-P30K-T7-B2-21	30	36	39,6	B2	242 x 650 x 260
FC202-P37K-T7-C2-21	37	43	47,3	C2	370 x 770 x 335
FC202-P45K-T7-C2-21	45	54	59,4	C2	370 x 770 x 335
FC202-P55K-T7-C2-21	55	65	71,5	C2	370 x 770 x 335
FC202-P75K-T7-C2-21	75	90	99	C2	370 x 770 x 335
FC202-P90K-T7-C2-21	90	113	124	C2	370 x 770 x 335
FC202-N110K-T7-D1H-21	110	137	151	D1H	325 x 901 x 378.4
FC202-N132K-T7-D1H-21	132	162	178	D1H	325 x 901 x 378.4
FC202-N160K-T7-D1H-21	160	201	221	D1H	325 x 901 x 378.4
FC202-N200K-T7-D2H-21	200	253	278	D2H	420 x 1107 x 378.4
FC202-N250K-T7-D2H-21	250	303	333	D2H	420 x 1107 x 378.4
FC202-N315K-T7-D2H-21	315	360	396	D2H	420 x 1107 x 378.4
FC202-N400K-T7-D2H-21	400	418	460	D2H	420 x 1107 x 378.4
FC202-N450K-T7-E1H-21	450	470	517	E1H	602 x 2043 x 513
FC202-N500K-T7-E1H-21	500	523	575	E1H	602 x 2043 x 513
FC202-N560K-T7-E1H-21	560	596	656	E1H	602 x 2043 x 513
FC202-N630K-T7-E1H-21	630	630	693	E1H	602 x 2043 x 513
FC202-N710K-T7-E2H-21	710	763	839	E2H	698 x 2043 x 513
FC202-N800K-T7-E2H-21	800	889	978	E2H	698 x 2043 x 513
FC202-P900K-T7-F3-21	900	988	1087	F3	2000 x 2204 x 606
FC202-P1M0-T7-F4-21	1000	1108	1219	F4	2400 x 2204 x 606
FC202-P1M2-T7-F4-21	1200	1317	1449	F4	2400 x 2204 x 606
FC202-P1M4-T7-F4-21	1400	1479	1627	F4	2400 x 2204 x 606

©ACDC Dynamics

NEW

VLT AQUA & HVAC ACCESSORIES



130B1100/130B1102



130B1119/130B1196
130B1196



130B1143



130B1164





130B1125
130B1143

134B6544



130B1108



130B1137



130B1124



130B1107



130B1113

Fieldbus Communication

Code	Description	Protocols	Connection type
130B1100	VLT® Profibus	FMS , DP , FMS , FDL	Screw terminal
130B1102	VLT® Devicenet	CIP, CAN	Screw terminal
130B1135	VLT® PROFINET	PROFINET , DCP , LLDP , HTTP , SMTP , TCP/IP	RJ-45
130B1119	VLT® EtherNet/IP	EtherNet/IP , CIP , HTTP , SMPT , DHCP	RJ-45
130B1196	VLT® Modbus TCP	EtherNet/IP , CIP , HTTP , SMPT , DHCP , TCP/IP	RJ-45

Relay and Analogue I/O Option

Code	Description	I/O
130B1110	VLT® Relay Option	3 x 3CO RELAYS 2A @ 240VAC, 1A @ 24VDC
130B1143	VLT® Analog I/O Option	3x Analog inputs: 0 ... 10V / Pt1000 / Ni1000 / 3x Analog outputs: 0 ... 10V

Application Options

Code	Description	I/O
130B1125	VLT® General Purpose I/O	3x Digital inputs Opto-decoupled 0 - 24 V. / 2x Analog inputs 0 - 10 V. / 2x Aigital outputs NPN / PNP switchable 24 V / 1x Analog output 0/4 - 20 Ma
130B1172	VLT® Sensor Input Card	2 or 3 wire PT100/PT1000
130B1137	VLT® PTC Thermistor Card	1x PTB-certified PTC thermistor input / 1x Switch-off signal for the Safe Stop function - 60mA @ 24VDC 1x PNP Transistor output - 10mA @ 24VDC
130B1164	VLT® Extended Relay Card MCB 113	4x SPDT Relays = 8A @ 250VAC OR 30VDC 7x Digital Inputs = 0.24VDC PNP/NPN 2x Analog Outputs = 4-20mA
130B1108	VLT® 24V DC Supply MCB 107	24V Input voltage Max Input current 2.2A Max cable Length 75M
134B6544	VLT® Real Time Clock	The drive uses it for synchronizing real-time data.

LCP Control Panel

Code	Description	I/O
130B1124	VLT® Control Panel LCP 101	Numerical Control unit
130B1107	VLT® Control Panel LCP 102	Graphic Control unit

LCP Panel Mounting Kit for IP20 Enclosure

Code	Description	Contains
130B1113	LCP mounting kit with Graphical Control	Kit Includes Fasteners, Gasket, **130B1107**, and 3M Cable
130B1114	LCP mounting kit with Numerical Control	Kit Includes Fasteners, Gasket, **130B1124**, and 3M Cable
130B1117	LCP mounting kit 1	Kit Includes Fasteners, Gaskets, 3M cable without LCP
130B1170	LCP mounting Kit 2	Kit Includes Fasteners, Gaskets, without LCP & without Cable

LCP Panel Mounting Kit for IP55 Enclosure

Code	Description	Contains
130B1129	LCP mounting Kit 3	Kit includes fasteners, gasket, blind cover, 8M "free end cable" without LCP

©ACDC Dynamics

NEW

iC2-MICRO DRIVE



iC2-Micro Drive - Single Phase Input **200-240VAC**, Three Phase Output **230VAC**

Code	High Overload Ratings			Frame Size	Dimensions (mm) W x H x D
	Motor Power 230V (kW)	Continuous Current (A)	Intermittent Current (A)		
132L6106	0.37	2.2	3.3	MA01c	70 x 150 x 143
132L6107	0.75	4.2	6.3	MA01c	70 x 150 x 143
132L6108	1.5	6.8	10.2	MA02c	75 x 176 x 157
132L6109	2.2	9.6	14.4	MA02a	75 x 186 x 175

iC2-Micro Drive - Three Phase Input **380-480VAC**, Three phase Output **3 x 400VAC**

Code	High Overload Ratings			Frame Size	Dimensions (mm) W x H x D
	Motor Power 400V (kW)	Continuous Current (A)	Intermittent Current (A)		
132L6128	0.37	1.2	1.8	MA01a	70 x 150 x 158
132L6129	0.75	2.2	3.3	MA01a	70 x 150 x 158
132L6130	1.5	3.7	5.6	MA01a	70 x 150 x 158
132L6131	2.2	5.3	8	MA02a	75 x 186 x 175
132L6132	3	7.2	10.8	MA02a	75 x 186 x 175
132L6133	4	9	13.7	MA02a	75 x 186 x 175
132L6134	5.5	12	18	MA03A	90 x 238.5 x 200
132L6135	7.5	15.5	23.5	MA03A	90 x 238.5 x 200
132L6136	11	23	34.5	MA04A	125 x 292 x 245
132L6137	15	31	46.5	MA04A	125 x 292 x 245
132L6138	18.5	37	55.5	MA05A	165 x 335 x 248
132L6139	22	43	64.5	MA05A	165 x 335 x 248

Features

- Easy retrofit - Designed to smoothly replace VLT® Micro Drive FC 51 in established plants
- Highly integrated design - iC2-Micro contains an integrated control panel, potentiometer, RFI filter, brake chopper, and intelligent cooling to reduce the need for external components.
- Operates at 50 °C ambient temperature at full load
- Save-space thanks to the compact design optimized for book style side-by-side mounting.
- Integrated PID controller.
- Coated PC boards as standard.



132G0234 132G0235 132G0237 132G0238



132G0236

Accessories

Code	Description
132G0234	External Control Panel 2" LCD
132G0235	Surface mounting kit for External control panel
132G0236	Flush mount kit for External control panel
132G0237	1.5m cable for External control panel
132G0238	3m cable for External control panel

Note: Brake resistors available on request.

NEW

VLT DECENTRALISED DRIVE



FCD302 Decentral Drive IP66 - Three Phase Input **380-480VAC**, Three phase Output **3 x 400VAC**

Code	High Overload Ratings			Frame Size	Dimensions (mm) W x H x D
	Motor Power 400V (kW)	Continuous Current (A)	Intermittent Current (A)		
FCD302-PK37-T4-66	0.37	1.2	1.9	S	200 x 331.5 x 175
FCD302-PK55-T4-66	0.55	1.6	2.6	S	200 x 331.5 x 175
FCD302-PK75-T4-66	0.75	2.2	3.5	S	200 x 331.5 x 175
FCD302-P1K1-T4-66	1.1	2.7	4.3	S	200 x 331.5 x 175
FCD302-P1K5-T4-66	1.5	3.7	5.9	S	200 x 331.5 x 175
FCD302-P2K2-T4-66	2.2	5.0	8.0	S	200 x 331.5 x 175
FCD302-P3K0-T4-66	3.0	6.5	10.4	L	201 x 431.5 x 186

Technical Highlights

- Built-in smart logic controller
- Built-in DC coil to limit harmonic distortion
- Very easy to install and operate



130B5772

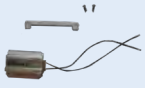

130B5778

Accessories

Code	Description
130B5771	Mounting brackets extended 40mm brackets
130B5772	Flat Mounting brackets
130B5778	Brake resistor 1750Ω 10W - Internal installations
130B5780	Brake resistor 350Ω 10W - Internal installations

One box concept minimizes design and installation cost

Unlike some decentral drives solutions, VLT® Decentral Drive **FCD 302** is a true 'One box' solutions based on the same reliable platform as the original VLT Automation Drive

Design and installation cost can be dramatically reduced. No need for field distribution or drop-down boxes and no external 24VDC supply is required.

For the OEM it's a breeze - fewer boxes to be mounted in fewer positions and fewer connections and terminations so that labour costs are significantly reduced.

This latest generation VLT® Decentral Drive **FCD 302** has been designed with simplicity and robustness in mind and offers significant advantages for multi-motor installations by mounting the drives close to the motors.

©ACDC Dynamics

VACON® 20 COMPACT DRIVES



MI1 Frame



MI2 Frame



MI3 Frame



MI4 Frame



MI5 Frame

Features
- Push Button HMI
- EMC 4 (also suitable for IT networks)
- English quick guide
- 50Hz parameter settings

Technical highlights
- Wide power range up to 18.5 kW
- High performance and functionality
- Full I/O + option board support
- Fast installation and setup
- Built-in choke as option in ≥16A types
- Induction and permanent magnet (PM) motor support

Typical applications
- Pumps and fans
- Conveyors
- Packaging, processing and washing machines

Key benefits
- Fieldbus connectivity
- Parameter copying without main power
- Custom-made software possible

VACON 20 - Single Phase Input **208-240V**, Three Phase Output **3 x 230V IP20**

Code	High Overload Ratings			Frame Size	Dimensions (mm) W x H x D
	Motor Power 230V (kW)	Continuous Current I_H (A)	150% Overload Current (A)		
VACON0020-1L-0001-2	0,25	1,7	2,6	MI1	66 x 160 x 98
VACON0020-1L-0002-2	0,37	2,4	3,6	MI1	66 x 160 x 98
VACON0020-1L-0003-2	0,55	2,8	4,2	MI1	66 x 160 x 98
VACON0020-1L-0004-2	0,75	3,7	5,6	MI2	90 x 195 x 102
VACON0020-1L-0005-2	1,1	4,8	7,2	MI2	90 x 195 x 102
VACON0020-1L-0007-2	1,5	7	10,5	MI2	90 x 195 x 102
VACON0020-1L-0009-2	2,2	9,6	14,4	MI3	100 x 255 x 109

VACON 20 - Three Phase Input **380-480V**, Three Phase Output **3 x 400V IP20/IP21**

Code	High Overload Ratings			Frame Size	Dimensions (mm) W x H x D
	Motor Power 400V (kW)	Continuous Current I_H (A)	150% Overload Current (A)		
IP20/Open Type					
VACON0020-3L-0001-4	0,37	1,3	2	MI1	66 x 160 x 98
VACON0020-3L-0002-4	0,55	1,9	2,9	MI1	66 x 160 x 98
VACON0020-3L-0003-4	0,75	2,4	3,6	MI1	66 x 160 x 98
VACON0020-3L-0004-4	1,1	3,3	5	MI2	90 x 195 x 102
VACON0020-3L-0005-4	1,5	4,3	6,5	MI2	90 x 195 x 102
VACON0020-3L-0006-4	2,2	5,6	8,4	MI2	90 x 195 x 102
VACON0020-3L-0008-4	3	7,6	11,4	MI3	100 x 255 x 109
VACON0020-3L-0009-4	4	9	13,5	MI3	100 x 255 x 109
VACON0020-3L-0012-4	5,5	12	18	MI3	100 x 255 x 109
IP21/Open Type					
VACON0020-3L-0016-4	7,5	16	24	MI4	165 x 370 x 165
VACON0020-3L-0023-4	11	23	34,5	MI4	165 x 370 x 165
VACON0020-3L-0031-4	15	31	46,5	MI5	165 x 414 x 202
VACON0020-3L-0038-4	18,5	38	57	MI5	165 x 414 x 202

VACON 20 - Three Phase Input **525-575V**, Three Phase Output **3 x 525V IP20**

Code	High Overload Ratings			Frame Size	Dimensions (mm) W x H x D
	Motor Power 575V (kW)	Continuous Current I_H (A)	150% Overload Current (A)		
VACON0020-3L-0002-7	0,75	1,7	2,6	MI3	100 x 255 x 109
VACON0020-3L-0003-7	1,5	2,7	4,1	MI3	100 x 255 x 109
VACON0020-3L-0004-7	2,2	3,9	5,9	MI3	100 x 255 x 109
VACON0020-3L-0006-7	4	6,1	9,2	MI3	100 x 255 x 109
VACON0020-3L-0009-7	5,5	9	13,5	MI3	100 x 255 x 109

©ACDC Dynamics

VACON® COMPACT OPTIONS

Keypad Door Mounting

Code	Description	Suitability
PAN-HMDR-TMX-MC03-2M	VACON 20 door mounting kit with text keypad & passive adapter with 2m RJ45 cable	VACON 20
PAN-HMDR-TMX-MC03-3M	VACON 20 door mounting kit with text keypad & passive adapter with 3m RJ45 cable	VACON 20
PAN-HMDR-TMX-MC03-6M	VACON 20 door mounting kit with text keypad & passive adapter with 6m RJ45 cable	VACON 20
VACON-PAN-HMDR-MC03-2M	Complete IP54 keypad door kit+2m cable+adapater	VACON 20/20CP
VACON-PAN-HMTX-MC06-X	Handheld/Magnetic fixing IP66 text keypad w/ cable, l=0,5m	VACON 20X
VACON-PAN-HMTX-MC06-CP	Handheld/Magnetic fixing IP66 text keypad w/ cable, l=0,5m	VACON 20CP
PAN-HMWM-MK02	Keypad Wall mounting Kit	VACON 20/20X/20CP



ENC-SLOT VACON-ADP-MCAA

Option Board Mounting

Code	Description	Suitability
ENC-SLOT-MC03-13	Option board mounting kit, drive width +28 mm	VACON 20 MI1-3
ENC-SLOT-MC03-45	Option board mounting kit	VACON 20 MI4-5

Communication Adapters

Code	Description	Suitability
CAB-USB/RS485	USB to RS-485 cable for PC	VACON 20/20X/20CP
VACON-ADP-MCAA	MCA adapter for PC tool and parameter cloning	VACON 20
VACON-ADP-MCAA-KIT	Kit with PC cable and MCA adapter	VACON 20



OPT-B1-V OPT-B2-V OPT-B4-V OPT-BF-V

I/O boards D- and E-slot Compatible

Code	Description	Suitability
OPT-B1-V	6 x DI / DO, programmable	VACON 20/20X/20CP
OPT-B2-V	2 x RO + Thermistor	VACON 20/20X/20CP
OPT-B4-V	1 x AI, 2 x AO (isolated)	VACON 20/20X/20CP
OPT-B5-V	3 x RO	VACON 20/20X/20CP
OPT-B9-V	1 x RO, 5 x DI (42-240VAC)	VACON 20/20X/20CP
OPT-BF-V	1 x AO, 1 x DO, 1 x RO	VACON 20/20X/20CP
OPT-BH-V	3 x Temp sensor inputs (PT100, PT1000, KTY84-130, KTY84-150, KTY84-131, NI1000)	VACON 20/20X/20CP



OPT-E3-V OPT-E6-V

* With **ENC-SLOT-MC03-13/45**

Field Bus Boards

Code	Description	Suitability
OPT-E3-V	Profibus DP, Screw Terminals	VACON 20*/20X/20CP
OPT-E5-V	Profibus DP, Sub-D9 Connector	VACON 20*/20X/20CP
OPT-E6-V	CANopen	VACON 20*/20X/20CP
OPT-E7-V	DeviceNet	VACON 20*/20X/20CP
OPT-E9-V	2-Port Ethernet (Modbus TCP/UDP, PROFINET, EtherNet/IP, RSTP, MRP)	VACON 20*/20X/20CP
OPT-EC-V	EtherCAT field bus	VACON 20*/20X/20CP
OPT-CJ-V	BACnet MS/TP	VACON 20*/20X/20CP



BRR-0025-HD-2 BRR-0022-LD-5 BRR-0013-HD-6

VACON 20 External Brake Resistors

Code	Dimensions W x H x D mm	Power [kW] @ 100% ED based on a 120s cycle	Resistance (Ω)	Suitability
208-240V				
BRR-0025-LD-2	60 x 31 x 165	0,1	30	VACON20 MI4 3~230V
BRR-0031-LD-2	60 x 31 x 246	0,16	20	VACON20 MI5 3~230V
BRR-0025-HD-2	60 x 106 x 381	0,27	30	VACON20 MI4 3~230V
BRR-0031-HD-2	124 x 122 x 400	0,41	20	VACON20 MI5 3~230V
380-500V				
BRR-0022-LD-5	60 x 31 x 335	0,24	63	VACON20 MI3 3~400V
BRR-0031-LD-5	117 x 124 x 225	0,35	42	VACON20 MI4 3~400V
BRR-0045-LD-5	117 x 124 x 426	0,71	21	VACON20 MI5 3~400V
BRR-0022-HD-5	124 x 126 x 540	0,61	63	VACON20 MI3 3~400V
BRR-0031-HD-5	124 x 126 x 700	0,91	42	VACON20 MI4 3~400V
BRR-0045-HD-5	260 x 101 x 700	1,8	21	VACON20 MI5 3~400V
525-690V				
BRR-0013-LD-6	60 x 31 x 405	0,28	100	VACON 20 MI3 3~600V
BRR-0013-HD-6	124 x 126 x 600	0,73	100	VACON 20 MI3 3~600V

HD = Heavy Duty (3 sec Full Power + 7 sec Ramp to Zero)
LD = Light Duty (5 sec Ramp to Zero)

©ACDC Dynamics

VACON® 100 FLOW

Application Specific Features
- Integrated DC chokes

Pumps:
- 2 PID controllers with sleep mode, soft fill, jockey pump, pump autoclean
- PM and induction motor support

Fans:
- Flying start, motor switch
- 3 prohibit frequency ranges

Benefits
- Demand-based optimization of the process for accurate process control and energy saving

Common Features
- Built-in Modbus TCP/IP and Modbus RTU
- Ethernet always included
- **Extended lifespan: last up to 300,000 hours**
- Film capacitors
- Conformal coating on PCB's
- Standard I/O + 3 free slots



VACON 100 FLOW - Three Phase Input **380-500V**, Three Phase Output **3 x 400V**
IP21/Type 1, Air-cooled, Wall-mounted drive, EMC Class C2, Graphical keypad

Code	Low Overload Ratings				Frame Size	Dimensions (mm) W x H x D
	Motor Power 400V (kW)	Motor Power 480V (Hp)	Continuous Current I_L (A)	110% Overload Current (A)		
VACON0100-3L-0003-5-FLOW	1,1	1,5	3,4	3,7	MR4	128 x 328 x 190
VACON0100-3L-0004-5-FLOW	1,5	2	4,8	5,3	MR4	128 x 328 x 190
VACON0100-3L-0005-5-FLOW	2,2	3	5,6	6,2	MR4	128 x 328 x 190
VACON0100-3L-0008-5-FLOW	3	4	8	8,8	MR4	128 x 328 x 190
VACON0100-3L-0009-5-FLOW	4	5	9,6	10,6	MR4	128 x 328 x 190
VACON0100-3L-0012-5-FLOW	5,5	7,5	12	13,2	MR4	128 x 328 x 190
VACON0100-3L-0016-5-FLOW	7,5	10	16	17,6	MR5	144 x 419 x 214
VACON0100-3L-0023-5-FLOW	11	15	23	25,3	MR5	144 x 419 x 214
VACON0100-3L-0031-5-FLOW	15	20	31	34,1	MR5	144 x 419 x 214
VACON0100-3L-0038-5-FLOW	18,5	25	38	41,8	MR6	195 x 557 x 229
VACON0100-3L-0046-5-FLOW	22	30	46	50,6	MR6	195 x 557 x 229
VACON0100-3L-0061-5-FLOW	30	40	61	67,1	MR6	195 x 557 x 229
VACON0100-3L-0072-5-FLOW	37	50	72	79,2	MR7	237 x 660 x 259
VACON0100-3L-0087-5-FLOW	45	60	87	95,7	MR7	237 x 660 x 259
VACON0100-3L-0105-5-FLOW	55	75	105	115,5	MR7	237 x 660 x 259
VACON0100-3L-0140-5-FLOW	75	100	140	154	MR8	290 x 966 x 343
VACON0100-3L-0170-5-FLOW	90	125	170	187	MR8	290 x 966 x 343
VACON0100-3L-0205-5-FLOW	110	150	205	225,5	MR8	290 x 966 x 343
VACON0100-3L-0261-5-FLOW	132	200	261	287,1	MR9	480 x 1150 x 365
VACON0100-3L-0310-5-FLOW	160	250	310	341	MR9	480 x 1150 x 365

VACON 100 FLOW - Three Phase Input **525-600V**, Three Phase Output **3 x 525V**
IP21/Type 1, Air-cooled, Wall-mounted drive, EMC Class C2, Graphical keypad

Code	Low Overload Ratings				Frame Size	Dimensions (mm) W x H x D
	Motor Power 525V (kW)	Motor Power 600V (Hp)	Continuous Current I_L (A)	110% Overload Current (A)		
VACON0100-3L-0004-6-FLOW	2,2	3	3,9	4,3	MR5	144 x 419 x 214
VACON0100-3L-0006-6-FLOW	4	5	6,1	6,7	MR5	144 x 419 x 214
VACON0100-3L-0009-6-FLOW	5,5	7,5	9	9,9	MR5	144 x 419 x 214
VACON0100-3L-0011-6-FLOW	7,5	10	11	12,1	MR5	144 x 419 x 214
VACON0100-3L-0018-6-FLOW	11	15	18	19,8	MR6	195 x 557 x 229
VACON0100-3L-0022-6-FLOW	15	20	22	24,2	MR6	195 x 557 x 229
VACON0100-3L-0027-6-FLOW	18,5	25	27	29,7	MR6	195 x 557 x 229
VACON0100-3L-0034-6-FLOW	22	30	34	37,4	MR6	195 x 557 x 229
VACON0100-3L-0041-6-FLOW	30	40	41	45,1	MR7	237 x 660 x 259
VACON0100-3L-0052-6-FLOW	37	50	52	57,2	MR7	237 x 660 x 259
VACON0100-3L-0062-6-FLOW	45	60	62	68,2	MR7	237 x 660 x 259
VACON0100-3L-0080-6-FLOW	55	75	80	88	MR8	290 x 966 x 343
VACON0100-3L-0100-6-FLOW	75	100	100	110	MR8	290 x 966 x 343
VACON0100-3L-0125-6-FLOW	90	125	125	137,5	MR8	290 x 966 x 343
VACON0100-3L-0144-6-FLOW	110	150	144	158,4	MR9	482 x 1150 x 365
VACON0100-3L-0208-6-FLOW	160	200	208	228,8	MR9	482 x 1150 x 365

©ACDC Dynamics

VACON® 100 INDUSTRIAL

Application Specific Features

- Wide power range using only four frames
- Integrated DC chokes
- Options module for easy integration (frames MR10 and MR12)
- Safe Torque Off, Safe Stop1, ATEX-certified thermistor input
- Integrated brake chopper (optional, see page 154)
- Integrated output filters (optional)

Benefits

- Reduced installation space and costs
- Easier integration

Common Features

- Standard I/O + 3 free slots
- Built-in PLC capability
- High efficiency > 97% + energy optimization
- Built-in Modbus TCP/IP and Modbus RTU
- Ethernet always included
- **Extended lifespan: last up to 300,000 hours**



VACON 100 INDUSTRIAL - Three Phase Input **380-500V**, Three Phase Output **3 x 400V**

IP21/Type 1, Air-cooled, Wall-mounted drive, EMC Class C2, Graphical keypad

Code	Low Overload Ratings			High Overload Ratings			Frame Size	Dimensions (mm) W x H x D
	Motor Power 400V (kW)	Continuous Current I_L (A)	110% Overload Current (A)	Motor Power 400V (kW)	Continuous Current I_H (A)	150% Overload Current (A)		
VACON0100-3L-0003-5	1,1	3,4	3,7	0,75	2,6	3,9	MR4	128 x 328 x 190
VACON0100-3L-0004-5	1,5	4,8	5,3	1,1	3,4	5,1	MR4	128 x 328 x 190
VACON0100-3L-0005-5	2,2	5,6	6,2	1,5	4,3	6,5	MR4	128 x 328 x 190
VACON0100-3L-0008-5	3	8	8,8	2,2	5,6	8,4	MR4	128 x 328 x 190
VACON0100-3L-0009-5	4	9,6	10,6	3	8	12	MR4	128 x 328 x 190
VACON0100-3L-0012-5	5,5	12	13,2	4	9,6	14,4	MR4	128 x 328 x 190
VACON0100-3L-0016-5	7,5	16	17,6	5,5	12	18	MR5	144 x 419 x 214
VACON0100-3L-0023-5	11	23	25,3	7,5	16	24	MR5	144 x 419 x 214
VACON0100-3L-0031-5	15	31	34,1	11	23	34,5	MR5	144 x 419 x 214
VACON0100-3L-0038-5	18,5	38	41,8	15	31	46,5	MR6	195 x 557 x 229
VACON0100-3L-0046-5	22	46	50,6	18,5	38	57	MR6	195 x 557 x 229
VACON0100-3L-0061-5	30	61	67,1	22	46	69	MR6	195 x 557 x 229
VACON0100-3L-0072-5	37	72	79,2	30	61	91,5	MR7	237 x 660 x 259
VACON0100-3L-0087-5	45	87	95,7	37	72	108	MR7	237 x 660 x 259
VACON0100-3L-0105-5	55	105	115,5	45	87	130,5	MR7	237 x 660 x 259
VACON0100-3L-0140-5	75	140	154	55	105	157,5	MR8	290 x 966 x 343
VACON0100-3L-0170-5	90	170	187	75	140	210	MR8	290 x 966 x 343
VACON0100-3L-0205-5	110	205	225,5	90	170	255	MR8	290 x 966 x 343
VACON0100-3L-0261-5	132	261	287,1	110	205	307,5	MR9	480 x 1150 x 365
VACON0100-3L-0310-5	160	310	341	132	251	376,5	MR9	480 x 1150 x 365

VACON 100 INDUSTRIAL - Three Phase Input **525-600V**, Three Phase Output **3 x 525V**

IP21/Type 1, Air-cooled, Wall-mounted drive, EMC Class C2, Graphical keypad

Code	Low Overload Ratings		High Overload Ratings			Frame Size	Dimensions (mm) W x H x D
	Continuous Current I_L (A)	110% Overload Current (A)	Motor Power 525V (kW)	Continuous Current I_H (A)	150% Overload Current (A)		
VACON0100-3L-0004-6	3,9	4,3	1,5	2,7	4,1	MR5	144 x 419 x 214
VACON0100-3L-0006-6	6,1	6,7	2,2	3,9	5,9	MR5	144 x 419 x 214
VACON0100-3L-0009-6	9	9,9	4	6,1	9,2	MR5	144 x 419 x 214
VACON0100-3L-0011-6	11	12,1	5,5	9	13,5	MR5	144 x 419 x 214
VACON0100-3L-0018-6	18	19,8	7,5	13,5	20,3	MR6	195 x 557 x 229
VACON0100-3L-0022-6	22	24,2	11	18	27	MR6	195 x 557 x 229
VACON0100-3L-0027-6	27	29,7	15	22	33	MR6	195 x 557 x 229
VACON0100-3L-0034-6	34	37,4	18,5	27	40,5	MR6	195 x 557 x 229
VACON0100-3L-0041-6	41	45,1	22	34	51	MR7	237 x 660 x 259
VACON0100-3L-0052-6	52	57,2	30	41	61,5	MR7	237 x 660 x 259
VACON0100-3L-0062-6	62	68,2	37	52	78	MR7	237 x 660 x 259
VACON0100-3L-0080-6	80	88	45	62	93	MR8	290 x 966 x 343
VACON0100-3L-0100-6	100	110	55	80	120	MR8	290 x 966 x 343
VACON0100-3L-0125-6	125	137,5	75	100	150	MR8	290 x 966 x 343
VACON0100-3L-0144-6	144	158,4	90	125	187,5	MR9	482 x 1150 x 365
VACON0100-3L-0208-6	208	228,8	132	170	255	MR9	482 x 1150 x 365

©ACDC Dynamics

VACON 100® ACCESSORIES

Code	Description	Suitability
Keypads		
VACON-PAN-HMDR-MK01-3M	VACON 100 door mounting kit with 3m cable	VACON 100 INDUSTRIAL / FLOW
VACON-PAN-HMDR-MK01-6M	VACON 100 door mounting kit with 6m cable	VACON 100 INDUSTRIAL / FLOW
VACON-PAN-HMGR-MK01	VACON 100 Keypad	VACON 100 INDUSTRIAL / FLOW
VACON-PAN-HMGR-MC05-X	Handheld/Magnetic fixing IP66 graphical keypad w/ cable, l=0,5m	VACON 100 X
CAB-HMI2M-MC05-X	MC05 IP66 HMI cable l=2m for -X keypads Option	VACON 100 X
CAB-HMI5M-MC05-X	MC05 IP66 HMI cable l=5m for -X keypads Option	VACON 100 X
PAN-HMWM-MK02	Keypad Wall-mounting Kit	VACON 100 X


OPT-F3-V


OPT-B1-V


OPT-B5-V


OPT-C4-V


OPT-E6-V


OPT-BJ-V


OPT-BT

I/O boards B -slot compatible		
OPT-F3-V	3 x RO	VACON 100 INDUSTRIAL / FLOW
OPT-F4-V	2 x RO + Thermistor	VACON 100 INDUSTRIAL / FLOW
I/O boards D- and E -slot compatible VACON 100 and VACON 100 FLOW also C-slot		
OPT-B1-V	6 x DI / DO, programmable	VACON 100 INDUSTRIAL / FLOW / X
OPT-B2-V	2 x RO + Thermistor	VACON 100 INDUSTRIAL / FLOW / X
OPT-B4-V	1 x AI, 2 x AO (isolated)	VACON 100 INDUSTRIAL / FLOW / X
OPT-B5-V	3 x RO	VACON 100 INDUSTRIAL / FLOW / X
OPT-B9-V	1 x RO, 5 x DI (42-240VAC)	VACON 100 INDUSTRIAL / FLOW / X
OPT-BF-V	1 x AO, 1 x DO, 1 x RO	VACON 100 INDUSTRIAL / FLOW / X
OPT-BH-V	3 x Temp sensor inputs (PT100, PT1000, KTY84-130, KTY84-150, KTY84-131, NI1000)	VACON 100 INDUSTRIAL / FLOW / X
Fieldbus boards D- and E -slot compatible		
OPT-C4-V	LonWorks	VACON 100 INDUSTRIAL / FLOW / X
OPT-E3-V	Profibus DPV1	VACON 100 INDUSTRIAL / FLOW / X
OPT-E5-V	Profibus DPV1 (D9)	VACON 100 INDUSTRIAL / FLOW / X
OPT-E6-V	CANopen	VACON 100 INDUSTRIAL / FLOW / X
OPT-E7-V	DeviceNet	VACON 100 INDUSTRIAL / FLOW / X
OPT-E9-V	2-Port Ethernet (Modbus TCP/UDP, PROFINET, EtherNet/IP, RSTP, MRP)	VACON 100 INDUSTRIAL / FLOW / X
Safe Torque Off / ATEX (only E -slot)		
OPT-BJ-V	Safe Torque Off/ATEX (slot E)	VACON 100 INDUSTRIAL / FLOW
Others		
CAB-USB/RS485	PC cable for SW tools, USB to RS-485, cable: 3m	VACON 100 INDUSTRIAL / FLOW / X
OPT-BT-MC04-1	Battery package for real time clock	VACON 100 INDUSTRIAL / FLOW
OPT-BT-MC02-1	Battery package for real time clock	VACON 100 X


BRR-0031-HD-5


BRR-0045-LD-5


BRR-0105-HD-5


BRR-0300-LD-5

Brake Resistors

Code 380-500V	Dimensions W x H x D mm	Power [kW] at 100% ED based on a 120s cycle	Resistance [Ω]	Weight kg	Suitability
BRR-0022-LD-5	60 x 31 x 335	0.24	63	1.2	VACON 100 INDUSTRIAL MR4
BRR-0031-LD-5	117 x 124 x 225	0.35	42	1.8	VACON 100 INDUSTRIAL MR5
BRR-0045-LD-5	117 x 124 x 426	0.71	21	3.3	VACON 100 INDUSTRIAL MR6
BRR-0061-LD-5	117 x 124 x 526	1.1	21	4	VACON 100 INDUSTRIAL MR7
BRR-0105-LD-5	260 x 101 x 860	2.3	6.5	12.8	VACON 100 INDUSTRIAL MR8
BRR-0300-LD-5	260 x 263 x 960	4.6	3.25	29	VACON 100 INDUSTRIAL MR9
BRR-0022-HD-5	124 x 126 x 540	0.61	63	3.5	VACON 100 INDUSTRIAL MR4
BRR-0031-HD-5	124 x 126 x 700	0.91	42	4.6	VACON 100 INDUSTRIAL MR5
BRR-0045-HD-5	260 x 101 x 700	1.8	21	11.3	VACON 100 INDUSTRIAL MR6
BRR-0061-HD-5	260 x 101 x 860	2.7	14	12.8	VACON 100 INDUSTRIAL MR7
BRR-0105-HD-5	480 x 300 x 530	5.9	6.5	25	VACON 100 INDUSTRIAL MR8
BRR-0300-HD-5	480 x 300 x 740	11.8	3.25	79	VACON 100 INDUSTRIAL MR9

HD = Heavy Duty (3 sec Full Power + 7 sec Ramp to Zero)
LD = Light Duty (5 sec Ramp to Zero)

©ACDC Dynamics

VACON® 20 X - DECENTRALIZED DRIVE IP66





VACON 20 X - Three Phase Input **380-480V**, Three Phase Output **3 x 400V IP66/Type 4X**
(DC input up to 800VDC-MU3 Frame only)

Code	High Overload Ratings			Frame Size	Dimensions (mm) W x H x D
	Motor Power (kW)	Continuous Current I_H (A)	150% Overload Current (A)		
VACON0020-3L-0003-4-X	0,75	2,4	3,6	MU2	169 x 295 x 154
VACON0020-3L-0004-4-X	1,1	3,3	5	MU2	170 x 295 x 154
VACON0020-3L-0005-4-X	1,5	4,3	6,5	MU2	171 x 295 x 154
VACON0020-3L-0006-4-X	2,2	5,6	8,4	MU2	172 x 295 x 154
VACON0020-3L-0008-4-X	3	7,6	11,4	MU2	173 x 295 x 154
VACON0020-3L-0009-4-X	4	9	13,5	MU3	205 x 375 x 180
VACON0020-3L-0012-4-X	5,5	12	18	MU3	206 x 375 x 180
VACON0020-3L-0016-4-X	7,5	16	24	MU3	207 x 375 x 180

See Page 6.8 for accessories. Keypads to be ordered separately.

Technical Highlights

- 2g resistance to vibrations (according to 3M6/IEC 60721-3-3)
- Large cooling ribs
- Option of integrated mains switch

Benefits

- Cost savings from decentral concept
- Can be used in almost any environment
- Can be cleaned with pressurized water
- Custom-made software solutions with built-in PLC functionality for OEMs

VACON® 100 X - DECENTRALIZED/SOLAR DRIVE IP66





VACON 100 X - Three Phase Input **380-480V**, Three Phase Output **3 x 400V IP66/Type 4X**, DC input up to 800VDC

Code	High Overload Ratings			Frame Size	Dimensions (mm) W x H x D
	Motor Power 400V (kW)	Continuous Current I_H (A)	150% Overload Current (A)		
VACON0100-3L-0016-4-X	7,5	16	24	MM5	233 x 367 x 214
VACON0100-3L-0023-4-X	11	23	34	MM5	233 x 367 x 214
VACON0100-3L-0031-4-X	15	31	46	MM5	233 x 367 x 214
VACON0100-3L-0038-4-X	18,5	38	57	MM6	350 x 500 x 235
VACON0100-3L-0046-4-X	22	46	69	MM6	350 x 500 x 235
VACON0100-3L-0061-4-X	30	61	91	MM6	350 x 500 x 235
VACON0100-3L-0072-4-X	37	72	80*	MM6	350 x 500 x 235

See Page 6.11 for accessories. Keypads to be ordered separately. * 110% Overload

Technical Highlights

- 3g resistance to vibrations(according to 3M7/IEC 60721-3-3)
- Option of integrated mains switch
- Integrated with RS485 Modbus and EtherNET communication
- Integrated Brake Chopper

Benefits

- Able to withstand rough conditions such as heat, dirt and vibrations
- Programming enables top class inte-gration for countless OEM applications
- Mountable in any position

ENCLOSED VSD'S



Pressure Drive Panel - IP54

Variable Speed Drive in a "Box". Panel includes: VSD, Surge Protection, Isolator, Pressure Selection Switch and Pressure Transducer. Standard Pressure Settings: 4 / 6 / 8 / 10 Bar & Bypass (No Pressure Control). Other configurations available on request.

Code	Motor Power	Motor Voltage	Motor Current	Drive Included
PD-04*	4kW	400V	9.6A	VACON 100 FLOW
PD-05*	5,5kW	400V	12A	VACON 100 FLOW
PD-07*	7,5kW	400V	16A	VACON 100 FLOW
PD-11*	11kW	400V	23A	VACON 100 FLOW
PD-15*	15kW	400V	31A	VACON 100 FLOW
PD-18*	18,5kW	400V	38A	VACON 100 FLOW
PD-22	22kW	400V	46A	VACON 100 FLOW
PD-30	30kW	400V	61A	VACON 100 FLOW
PD-37	37kW	400V	72A	VACON 100 FLOW

* - Add **S** to code for panel, c/w 10 Bar Pressure Sensor

©ACDC Dynamics

VACON® NXP

Ideal for demanding applications. VACON® NXP range offers the ultimate in motor control, for both induction and permanent magnet (PM) motors, gearless drive applications and paralleling solutions for high power motors. VACON® NXP is the smart drive of choice. With fast fieldbus options and exceptional programming flexibility, your VACON® NXP is easily integrated into any plant's automation system. Satisfied customers also rely on our enclosed cabinet drive solution,VACON® NXC, to perform in the most challenging industrial environments such as oil and gas, extrusion, mining, pulp and paper, water and wastewater applications.



VACON NXP - Three Phase Input **380-500V**, Three Phase Output **3 x 400V IP21/Type 1**, Air-cooled, Wall-mounted, EMC Class H

Code	Low Overload Ratings			High Overload Ratings			Frame Size	Dimensions (mm) W x H x D
	Motor Power 400V (kW)	Continuous Current I_L (A)	110% Overload Current (A)	Motor Power 400V (kW)	Continuous Current I_H (A)	150% Overload Current (A)		
NXP00035A2H1SSVA1A200000	1,1	3,3	3,6	0,75	2,2	3,3	FR4	128 x 292 x 190
NXP00045A2H1SSVA1A200000	1,5	4,3	4,7	1,1	3,3	5	FR4	128 x 292 x 190
NXP00055A2H1SSVA1A200000	2,2	5,6	6,2	1,5	4,3	6,5	FR4	128 x 292 x 190
NXP00075A2H1SSVA1A200000	3	7,6	8,4	2,2	5,6	8,4	FR4	128 x 292 x 190
NXP00095A2H1SSVA1A200000	4	9	9,9	3	7,6	11,4	FR4	128 x 292 x 190
NXP00125A2H1SSVA1A200000	5,5	12	13,2	4	9	13,5	FR4	128 x 292 x 190
NXP00165A2H1SSVA1A200000	7,5	16	17,6	5,5	12	18	FR5	144 x 391 x 214
NXP00225A2H1SSVA1A200000	11	23	25,3	7,5	16	24	FR5	144 x 391 x 214
NXP00315A2H1SSVA1A200000	15	31	34	11	23	35	FR5	144 x 391 x 214
NXP00385A2H1SSVA1A200000	18,5	38	42	15	31	47	FR6	195 x 519 x 237
NXP00455A2H1SSVA1A200000	22	46	51	18,5	38	57	FR6	195 x 519 x 237
NXP00615A2H1SSVA1A200000	30	61	67	22	46	69	FR6	195 x 519 x 237
NXP00725A2H0SSVA1A200000	37	72	79	30	61	92	FR7	237 x 591 x 257
NXP00875A2H0SSVA1A200000	45	87	96	37	72	108	FR7	237 x 591 x 257
NXP01055A2H0SSVA1A200000	55	105	116	45	87	131	FR7	237 x 591 x 257
NXP01405A2H0SSVA1A200000	75	140	154	55	105	158	FR8	291 x 758 x 344
NXP01685A2H0SSVA1A200000	90	170	187	75	140	210	FR8	291 x 758 x 344
NXP02055A2H0SSVA1A200000	110	205	226	90	170	255	FR8	291 x 758 x 344
NXP02615A2H0SSGA1A200000	132	261	287	110	205	308	FR9	480 x 1150 x 362
NXP03005A2H0SSGA1A200000	160	300	330	132	245	368	FR9	480 x 1150 x 362

VACON NXP - Three Phase Input **525-690V**, Three Phase Output **3 x 525V IP21/Type 1**, Air-cooled, Wall-mounted, EMC Class L

Code	Low Overload Ratings			High Overload Ratings			Frame Size	Dimensions (mm) W x H x D
	Motor Power 690V (kW)	Continuous Current I_L (A)	110% Overload Current (A)	Motor Power 690V (kW)	Continuous Current I_H (A)	150% Overload Current (A)		
NXP00046A2L0SSVA1A200000	3	4,5	5	2,2	3,2	4,8	FR6	195 x 519 x 237
NXP00056A2L0SSVA1A200000	4	5,5	6,1	3	4,5	6,8	FR6	195 x 519 x 237
NXP00076A2L0SSVA1A200000	5,5	7,5	8,3	4	5,5	8,3	FR6	195 x 519 x 237
NXP00106A2L0SSVA1A200000	7,5	10	11	5,5	7,5	11,3	FR6	195 x 519 x 237
NXP00136A2L0SSVA1A200000	11	13,5	14,9	7,5	10	15	FR6	195 x 519 x 237
NXP00186A2L0SSVA1A200000	15	18	19,8	11	13,5	20,3	FR6	195 x 519 x 237
NXP00226A2L0SSVA1A200000	18,5	22	24,2	15	18	27	FR6	195 x 519 x 237
NXP00276A2L0SSVA1A200000	22	27	29,7	18,5	22	33	FR6	195 x 519 x 237
NXP00346A2L0SSVA1A200000	30	34	37	22	27	41	FR6	195 x 519 x 237
NXP00416A2L0SSVA1A200000	37,5	41	45	30	34	51	FR7	237 x 591 x 257
NXP00526A2L0SSVA1A200000	45	52	57	37,5	41	62	FR7	237 x 591 x 257
NXP00626A2L0SSVA1A200000	55	62	68	45	52	78	FR8	291 x 758 x 344
NXP00806A2L0SSVA1A200000	75	80	88	55	62	93	FR8	291 x 758 x 344
NXP01006A2L0SSVA1A200000	90	100	110	75	80	120	FR8	291 x 758 x 344
NXP01256A2L0SSGA1A200000	110	125	138	90	100	150	FR9	480 x 1150 x 362
NXP01446A2L0SSGA1A200000	132	144	158	110	125	188	FR9	480 x 1150 x 362
NXP01706A2L0SSGA1A200000	160	170	187	132	144	216	FR9	480 x 1150 x 362
NXP02086A2L0SSGA1A200000	200	208	229	160	170	255	FR9	480 x 1150 x 362

For any enquries regarding drives & softstarters, contact our specialized team: **drives@acdc.co.za**

©ACDC Dynamics

VACON® NX OPTIONS



PAN-A

DRA-02B/04B



RS232C

SYS

VACON NX OPTIONS - Display panels, Door installation sets, RS232 cables, Fiber optic cables

Code	Description	Suitability
PAN-A	Alphanumeric display panel	NXP
PAM-G	Graphical display panel	NXP
Door installation sets		
DRA-02B	Door installation set for display panel, 2m cable	NXP
DRA-04B	Door installation set for display panel, 4m cable	NXP
RS232 cables		
RS232C-02M	2m RS232 serial link cable, pin to pin	NXP
RS232C-04M	4m RS232 serial link cable, pin to pin	NXP
RS232-01M	1,5m RS232 PC cable	NXP
Fiber optic cables for system bus (OPT-D1, OPT-D2)		
SYS-2M	Fiber optic cable (pair), 2m	NXP
SYS-4M	Fiber optic cable (pair), 4m	NXP
SYS-10M	Fiber optic cable (pair), 10m	NXP



OPT-A1



OPT-A7



OPT-AE



OPT-AL-V



OPT-B2-V



OPT-B5-V



OPT-BH-V



OPT-C3-V



OPT-C6



OPT-CI-V



OPT-D2-V

VACON NX OPTIONS I/O cards

Code	Description	Suitability
OPT-A1	6DI, 1DO, 2AI(mA/V), 1AO(mA/V), +10 Vref, +24V/EXT+24V	NXP
OPT-A2	2RO(NO/NC)	NXP
OPT-A3-V	1RO(NO/NC), 1RO(NO), 1Thermistor Input	NXP
OPT-A4-V	3DI(Encoder RS422), 2DI (Qualifier+Fast Input), Out +5V/+15V/+24V	NXP
OPT-A5-V	3DI(Encoder 10...24V), 2DI (Qualifier+Fast Input), Out +15V/+24V	NXP
OPT-A7	Double encoder (Wide Range), 6DI, 2DO	NXP
OPT-A8	As **OPT-A1**, but analog I/O and +10Vref galv. de-coupled as a group	NXP
OPT-A9	As **OPT-A1**, but 2,5 mm² terminals (Not with **AF** board)	NXP
OPT-AE	Encoder board (Wide Range), 3DI(Encoder 10...24 V), Out +15V/+24V, 2DO (encoder divider and direction)	NXP NXP
OPT-AF-V	STO SIL2/PL"d" + ATEX appr. Thermistor, all boards need to be varnished	NXP
OPT-AK-V	SIN/COS encoder interface	NXP
OPT-AL-V	6DI (42…240VAC), 2AI, 2AO, 1DO, Out 15V / 24V	NXP
OPT-AN-V	6DI (Galv. de-coupled as a group), 2AI and 2AO (Programmable 0…20mA, 4…20mA, 0…10V, 2…10V, -10…+10V)	NXP
OPT-B1-V	6DI/DO (programmable, DI or DO)	NXP
OPT-B2-V	1RO(NO/NC), 1RO(NO), Thermistor Input	NXP
OPT-B4-V	1AI(mA, isolated), 2AO(mA, isolated), +24V/EXT+24V	NXP
OPT-B5-V	3RO(NO)	NXP
OPT-B8-V	3Pt100, +24 V/EXT+24 V	NXP
OPT-B9-V	1RO(NO), 5 pcs of 41...240 VAC input	NXP
OPT-BB	ENDAT encoder card, 2xDO (RS422)	NXP
OPT-BC	RESOLVER, 3x DO (Wide Range)	NXP
OPT-BE-V	SSI and Endat Encoders	NXP
OPT-BH-V	3 x Temp sensor inputs (PT100, PT1000, KTY84-130, KTY84-150, KTY84-131, NI1000)	NXP
OPT-BL-V	Advanced safety option, requires AF board	NXP
OPT-BM-V	Advanced safety option - Pulse encoder interface, requires **AF** board	NXP
OPT-BN-V	Advanced safety option - SIN/COS encoder interface, requires **AF** board	NXP
OPT-C2	Modbus RTU / N2	NXP
OPT-C3-V	Profibus DP	NXP
OPT-C4-V	LonWorks	NXP
OPT-C5-V	Profibus DP (D9 type connector)	NXP
OPT-C6	CANopen	NXP
OPT-C7-V	DeviceNet	NXP
OPT-C8	Modbus RTU / N2 (D9 type connector)	NXP
OPT-CI-V	Modbus TCP/IP	NXP
OPT-CJ-V	BACnet MS/TP	NXP
OPT-CG-V	S2 Protocol	NXP
OPT-CP-V	ProfiNet I/O	NXP
OPT-CQ-V	Ethernet/IP	NXP
OPT-D1	System Bus adapter (2x fiber optic cable)	NXP
OPT-D2-V	System Bus (1x fiber optic cable) & CAN-BUS (Galv. Decoupled)	NXP
OPT-D3	RS232 adapter card (not galvanically decoupled)	NXP
OPT-D6-V	CAN-Bus (Galv. Decoupled)	NXP
OPT-D7	Line voltage measurement board	NXP
OPT-E9-V	2-Port Ethernet option (Modbus TCP/UDP, PROFINET, EtherNet/IP, RSTP, MRP)	NXP
OPT-EC-V	EtherCAT field bus	

©ACDC Dynamics

NEW

FU9000 DRIVES

Mini Drive - FU9000MD Series



Code	Input Current	Output Current	Rated Output Power	Dimensions (mm) W x H x D
Single Phase Input 220-240V, Three Phase Output 3 x 230V				
FU9000MD-0R7G-S2	8.2A	4A	0.75kW	156 x 91x 132
FU9000MD-1R5G-S2	14A	7A	1.5kW	156 x 91x 132
FU9000MD-2R2G-S2	23A	10A	2.2kW	156 x 91x 132
Three Phase Input 380-480V, Three Phase Output 3 x 400V				
FU9000MD-0R7G-2	3.4A	2.1A	0.75kW	156 x 91x 132
FU9000MD-1R5G-2	5A	3.8A	1.5kW	156 x 91x 132
FU9000MD-2R2G-2	5.5A	5.1A	2.2kW	156 x 91x 132

- High performance vector control technology allows high torque output at low speeds, excellent dynamic characteristics and excellent overload capability.
- 115% smaller than general size VFD's facilitates easy installation in various applications
- Multiple digital and analogue inputs and outputs and built in Modbus communication allow easy integration in automated production equipment

General Purpose - FU9000D Series



- Open Loop
- Modbus-RTU Communication
- Automatic torque boost
- Slip Compensasion
- Simplified parameters for easy start-up
- 4 Independant start-up ramps
- Flexible programmable I/O connection
- Comprehensive trip diagnostics
- Output frequency up to 500 Hz
- Built-in braking unit up to18.5kW

Code	Input Current	Output Current	Rated Output Power	Dimensions (mm) W x H x D
Single Phase Input 220-240V, Three Phase Output 3 x 230V				
FU9000D-0R7G-S2	8.2A	4A	0.75kW	126 x 186 x 161
FU9000D-1R5G-S2	14A	7A	1.5kW	126 x 186 x 161
FU9000D-2R2G-S2	23A	9.6A	2.2kW	126 x 186 x 161
Three Phase Input 380-480V, Three Phase Output 3 x 400V				
FU9000D-0R7G-4	3.4A	2.1A	0.75kW	126 x 186 x 161
FU9000D-1R5G-4	5A	3.8A	1.5kW	126 x 186 x 161
FU9000D-2R2G-4	5.8A	5.1A	2.2kW	126 x 186 x 161
FU9000D-004G-4	10.5A	9A	3.7kW	126 x 186 x 161
FU9000D-5R5G-4	14.6A	13A	5.5kW	146 x 256 x 172
FU9000D-7R5G-4	20.5A	17A	7.5kW	146 x 256 x 172
FU9000D-011G-4	26A	25A	11kW	171 x 321 x 201
FU9000D-015G-4	35A	32A	15kW	171 x 321 x 201
FU9000D-018G-4	38.5A	37A	18.5kW	171 x 321 x 201

Dual Input AC/DC Solar Drive - FU9000SI Series

AC/DC



- Same Basic Functionality as **FU9000D**
- 99% Efficient MPPT
- Remote Monitoring using ACDC Smart App(with Optional GSM Communication Card)
- Allows Simultaneous AC and DC Input

Code	Max. PV Voc	DC Input Voltage Range	Rated Output Power	Max.PV Isc	Rated Output Current	Dimensions (mm) W x H x D
Single Phase Input 220-240V, Three Phase Output 3 x 230V						
FU9000SI-0R7G-S2	400VDC	200~400VDC	0.75kW	9.3A	4.2A	126 x 186 x 161
FU9000SI-1R5G-S2	400VDC	200~400VDC	1.5kW	15.7A	7.5A	126 x 186 x 161
FU9000SI-2R2G-S2	400VDC	200~400VDC	2.2kW	24A	10A	126 x 186 x 161
Three Phase Input 380-480V, Three Phase Output 3 x 400V						
FU9000SI-0R7G-4	800VDC	300~750VDC	0.75kW	3.4A	2.5A	126 x 186 x 161
FU9000SI-1R5G-4	800VDC	300~750VDC	1.5kW	5A	4.5A	126 x 186 x 161
FU9000SI-2R2G-4	800VDC	300~750VDC	2.2kW	5.8A	5.5A	126 x 186 x 161
FU9000SI-004G-4	800VDC	300~750VDC	4kW	13.5A	9.5A	126 x 186 x 161
FU9000SI-5R5G-4	800VDC	300~750VDC	5.5kW	19.5A	14A	146 x 256 x 172
FU9000SI-7R5G-4	800VDC	300~750VDC	7.5kW	25A	18.5A	146 x 256 x 172
FU9000SI-011G-4	800VDC	300~750VDC	11kW	32A	25A	171 x 321 x 201
FU9000SI-015G-4	800VDC	300~750VDC	15kW	40A	32A	171 x 321 x 201
FU9000SI-018G-4	800VDC	300~750VDC	18.5kW	47A	38A	171 x 321 x 201



CAT5-P1M-G



FU900KH

Accessories

Code	Description
FU9000KH	Panel Mount Remote Keypad Holder
FU9000SI-GSM	GSM Communication Card for VSD FU9000SI
CAT5-P1M-G	Keypad Cable 1m
CAT5-P3M-G	Keypad Cable 3m

©ACDC Dynamics

AUCOM CSXi SOFT STARTER SERIES

CSXI Series

Control Voltage: 220V

Input Voltage: 3 Phase 200-575V

- Compact Size
- Integrated Bypass Contactors
- Essential Motor Protection
- Simple to Use
- The **CSXi** soft starter is a Constant Current / Current Ramp system, complete with current measurement and control.
- In addition to soft start and soft stop,the **CSXi** provides range of motor protection functions,including motor overload, phase loss and excess start time.
- The **CSXi** also features a programmable relay.



Rated Current* Light Duty	Rated Current* Heavy Duty	Code	Dimensions (mm) H x W x D
18A	17A	**CSXI-007-61**	203 x 89 x 165
34A	30A	**CSXI-015-61**	203 x 89 x 165
48A	40A	**CSXI-022-61**	203 x 89 x 165
60A	49A	**CSXI-030-61**	203 x 89 x 165
75A	65A	**CSXI-037-61**	215 x 145 x 193
85A	73A	**CSXI-045-61**	215 x 145 x 193
100A	96A	**CSXI-055-61**	215 x 145 x 193
140A	120A	**CSXI-075-61**	240 x 202 x 214
170A	142A	**CSXI-090-61**	240 x 202 x 214
200A	165A	**CSXI-110-61**	240 x 202 x 214

NEW

VLT SOFT STARTERS



MCD100 DIN Rail Mounted Soft Starters IP20 - Three Phase Input

Code	Max Motor Power(kW)	Max Full Load Current(A)	Input Voltage	Frame Size	Dimensions (mm) W x H x D
175G4001	1,5	3	400-415VAC	S	23 x 102 x 124
175G4005	7,5	15	400-480VAC	M	45 x 110 x 128
175G4008	11	25	400-480VAC	L	90 x 110 x 128

* Maximum motor power is dependant on supply voltage

Technical Highlights

- 0-10s adjustable ramp up & down time
- Adjustable initial torque up to 85%
- Auto detection of missing phase
- 24-480VAC/VDC universal control voltage
- Digitally controlled rotary switches
- secures precise settings and simplifies installations
- A universal control voltage
- (24-480VAC/VDC)- simplifies selection and keeps stock at a minimum
- Ratings for heavy duty as standard
- simplifies installation and reduces the risk of breakdown
- Can be used for an almost unlimited number of starts per hour without derating
- A "fit and forget" contactor design
- simplifies installation and reduces required panel space
- A robust semiconductor design
- selection can be based on motor power which ensures easy selection

INTEGRA INTELLIGENT ENERGY EFFICIENT SOFT STARTERS

For Smooth Starting

Integra is one of the finest energy saving soft-starters in the world with a wide range of adjustable features that allow you to start even the most awkward load with ease.

For Energy Reduction

- Ensure that your motors only consume the energy that they require
- Significantly reduce your energy bills
- Reduce levels of unscheduled breakdowns
- Switch your motors off automatically when they are not needed
- Protect the motors from excess heat and vibration

WHILE STOCKS LAST



Integra Soft Starters

Code 220-480V - 3ph	Code 525-575V - 3ph	Maximum Full Load Current	Motor kW @380-480V	Motor kW @525-575V
-	**SI-15/V575**	30A	15	22
SI-22/V220-480	**SI-22/V575**	42A	22	30
SI-30/V220-480/F220	**SI-30/V575/F220**	53A	30	37
SI-37/V220-480/F220	**SI-37/V575/F220**	65A	37	45
SI-55/V220-480/F220	**SI-55/V575/F220**	97A	55	75
SI-75/V220-480/F220	-	145A	75	110
SI-90/V220-480/F220	**SI-90/V575/F220**	170A	90	132
SI-110/V220-480/F220	**SI-110/V575/F220**	205A	110	150
SI-132/V220-480/F220	**SI-132/V575/F220**	255A	132	186
SI-150/V220-480/F220	**SI-150/V575/F220**	290A	150	220
SI-186/V220-480/F220	**SI-186/V575/F220**	340A	186	260
SI-225/V220-480/F220	**SI-225/V575/F220**	410A	225	315
SI-260/V220-480/F-UN	-	475A	260	375
SI-315/V220-480/F-UN	-	580A	315	450

©ACDC Dynamics

AUCOM EMX4 SOFT STARTER SERIES

The **EMX4** simplifies the installation and operation of motor starting systems to reduce installation cost and time.

XLR-8 Acceleration Control

Torque or Current Control start modes influence acceleration but only XLR-8 puts you in direct control of ramp profiles and start times. Select a ramp profile and time then let the **EMX4** do the rest. XLR-8 technology auto-tunes for the connected motor and load conditions to deliver the specified performance.



Start Here — Google play — App Store

Select a starter and diagnose issues for AuCom soft starters from the palm of your hand with the AuCom Start Here app. Enter application details to get an instant model recommendation & supporting datasheet.

EMX4 Digital Soft Starter - Control Voltage: 110/230V

Code EMX4E (200-525VAC Input)	Code EMX4I (200-525VAC Input) NEW	Code EMX4I (380-690VAC Input)	Standard Duty @ 40°C		Heavy Duty @ 40°C		Dimensions (mm) W x H x D
			kW @ 400V	FLC Amps	kW @ 400V	FLC Amps	
EMX4E-0024B-511	EMX4I-0024B-511	EMX4I-0024B-711	11	20	7.5	16	336 x 152 x 231
EMX4E-0042B-511	EMX4I-0042B-511	EMX4I-0042B-711	18.5	34	15	27	336 x152 x 231
EMX4E-0052B-511	EMX4I-0052B-511	EMX4I-0052B-711	22	42	18.5	35	336 x152 x 231
EMX4E-0064B-511	EMX4I-0064B-511	EMX4I-0064B-711	30	63	22	51	336 x152 x 231
EMX4E-0069B-511	EMX4I-0069B-511	EMX4I-0069B-711	37	69	30	62	336 x152 x 231
EMX4E-0105B-511	EMX4I-0105B-511	EMX4I-0105B-711	45	86	37	69	336 x152 x 231
EMX4E-0115B-511	EMX4I-0115B-511	EMX4I-0115B-711	55	108	45	86	336 x152 x 231
EMX4E-0135B-511	EMX4I-0135B-511	EMX4I-0135B-711	60	129	55	103	336 x152 x 231
EMX4E-0184B-511	EMX4I-0184B-511	EMX4I-0184B-711	75	144	60	116	495 x 216 x 243
EMX4E-0200B-511	EMX4I-0200B-511	EMX4I-0200B-711	90	171	75	138	495 x 216 x 243
EMX4E-0229B-511	EMX4I-0229B-511	EMX4I-0229B-711	110	194	90	157	495 x 216 x 243
EMX4E-0250B-511	EMX4I-0250B-511	EMX4I-0250B-711	132	244	110	200	495 x 216 x 243
EMX4E-0352B-511	EMX4I-0352B-511	EMX4I-0352B-711	160	287	132	234	495 x 216 x 243
EMX4E-0397B-511	EMX4I-0397B-511	EMX4I-0397B-711	185	323	150	263	523 x 216 x 243
EMX4E-0410B-511	EMX4I-0410B-511	EMX4I-0410B-711	220	410	200	380	523 x 216 x 243
EMX4E-0550B-511	EMX4I-0550B-511	EMX4I-0550B-711	300	527	220	427	523 x 216 x 243
EMX4E-0580B-511	EMX4I-0580B-511	EMX4I-0580B-711	315	579	250	470	523 x 216 x 243
-	-	EMX4I-0835B-711	355	654	300	535	572 x 447 x 310
-	-	EMX4I-0940B-711	400	736	315	603	572 x 447 x 310
-	-	EMX4I-1070B-711	500	950	450	785	572 x 447 x 310
-	-	EMX4I-1230B-711	600	1154	500	959	572 x 447 x 310
-	-	EMX4I-1250B-711	700	1250	600	1156	572 x 447 x 310

NEW



EMX4 Digital Soft Starter - Control Voltage: 110/230V

Code EMX4I (<1200VAC Input)	Standard Duty @ 40°C		Heavy Duty @ 40°C		Dimensions (mm) W x H x D
	kW @ 1000V	FLC Amps	kW @ 1000V	FLC Amps	
EMX4I-0202E-1211	220	202	185	137	662 x 447 x 306
EMX4I-0287E-1211	315	287	250	197	662 x 447 x 306
EMX4I-0387E-1211	400	387	355	267	662 x 447 x 306
EMX4I-0564E-1211	600	564	500	366	662 x 447 x 306
EMX4I-0629E-1211	700	629	500	414	662 x 447 x 306
EMX4I-0857E-1211	900	857	700	559	662 x 447 x 306
EMX4I-1092E-1211	1200	1092	1000	716	662 x 447 x 306



Application or Industry Specific smart cards allow the EMX4 to act as a system controller, simplifying system design, installation & setup.

EMX4 Accessories

Code	Description
PIC-RC-01	Remote Keypad Card
PIC-RC-02	Remote Keypad Card & Keypad with cable & mounting kit
PIC-RK-01	Remote Keypad, with cable & mounting kit
995-17309-00	Fingerguard Kit, **0184B ~ 0580B**, **IP20**
SCC-PC-01	Smart Control Card Pump Application
PIC-MB-01	Modbus RTU Card
PIC-DN-01	DeviceNet Card
PIC-PB-01	Profibus Card
PIC-MT-03	Modbus TCP Card + Ground Fault (Core Balance CT) Input
PIC-EI-03	Ethernet IP Card + Ground Fault (Core Balance CT) Input
PIC-PN-03	Profinet Card + Ground Fault (Core Balance CT) Input

©ACDC Dynamics

230VAC ML1 SINGLE PHASE ALUMINIUM MOTORS IP55

Features

- Low Voltage TEFC aluminium frame industrial Motors
- Capacitor start and run design
- Rating from 0,25kW up to 2,2kW
- Class F insulation
- 2 and 4 pole motors
- B3, B35 mounting
- Altitude of operation max 1000m.a.s.l.
- Max ambient operating temperature 40˚C
- Supply 230VAC 50Hz
- Duty cycle S1
- Standards SANS 1804-1/2, IEC 60034-1



B3 Foot Mount | **B35 Foot & Flange Mount**

Code 230VAC	kW	No. of Poles	Frame Size	Speed RPM	Shaft (mm)	Weight (kg)	Code 230VAC	kW	No. of Poles	Frame Size	Speed RPM	Shaft (mm)	Weight (kg)
2 Pole Motors													
ML1073-2AF	0,55	2	70	2800	14Ø	8	**ML1073-2EF**	0,55	2	70	3000	14Ø	8
ML1080-2AF	0,75	2	80	2800	19Ø	8,5	**ML1080-2EF**	0,75	2	80	2800	19Ø	5,9
ML1083-2AF	1,1	2	80	2800	19Ø	9,5	**ML1083-2EF**	1,1	2	80	3000	19Ø	9,5
ML1090-2AF	1,5	2	90S	2800	24Ø	12,5	**ML1090-2EF**	1,5	2	90S	3000	24Ø	12,5
ML1093-2AF	2,2	2	90L	2800	24Ø	14	**ML1093-2EF**	2,2	2	90L	3000	24Ø	14
4 Pole Motors													
ML1070-4AF	0,25	4	70	1400	14Ø	6,9	**ML1070-4EF**	0,25	4	70	1500	14Ø	6,9
ML1073-4AF	0,37	4	70	1400	14Ø	8,1	**ML1073-4EF**	0,37	4	70	1500	14Ø	8,1
ML1080-4AF	0,55	4	80	1440	19Ø	8,9	**ML1080-4EF**	0,55	4	80	1500	19Ø	8,9
ML1083-4AF	0,75	4	80	1440	19Ø	9,6	**ML1083-4EF**	0,75	4	80	1500	19Ø	9,6
ML1093-4AF	1,5	4	90L	1400	24Ø	16	**ML1093-4EF**	1,5	4	90L	1500	24Ø	16
ML1101-4AF	2,2	4	100L	1400	24Ø	23	**ML1101-4EF**	2,2	4	100L	1500	24Ø	23

400V 3 PHASE QL3 ALUMINIUM MOTOR RANGE IP55

Features

- Low Voltage TEFC aluminium frame industrial Motors
- Standard Efficiency to IEC 60034-30 (IE1)
- Ratings from 0.12kW up to 18.5kW @ 400V
- Insulation Class F
- 2, 4 and 6 pole motors
- Other kW ratings available on request
- Altitude of operation max 1000m.a.s.l.
- Max ambient operating temperature 40˚C
- Supply 3 Phase 400VAC 50Hz
- Duty cycle S1
- Standards SANS 1804-1/2, IEC 60034-1
- B3 Foot Mount & B35 Foot & Flange mounting



Code 400VAC	kW	No. of Poles	Frame Size	Speed RPM	Shaft (mm)	Weight (kg)	Code 400VAC	kW	No. of Poles	Frame Size	Speed RPM	Shaft (mm)	Weight (kg)
2 Pole Motors													
QL3060-2*U	0,18	2	63	2720	11Ø	4,3	**QL3112-2*H**	4	2	112M	2890	28Ø	29
QL3063-2*U	0,25	2	63	2720	11Ø	4,9	**QL3115-2*H**	5,5	2	112M	2890	28Ø	32
QL3070-2*U	0,37	2	71	2740	14Ø	5,8	**QL3130-2*H**	5,5	2	132S	2900	38Ø	40
QL3073-2*U	0,55	2	71	2740	14Ø	7	**QL3131-2*H**	7,5	2	132S	2900	38Ø	45
QL3080-2*U	0,75	2	80	2830	19Ø	10	**QL3135-2*H**	9,2	2	132M	2900	38Ø	50
QL3083-2*U	1,1	2	80	2830	19Ø	11	**QL3163-2*H**	11	2	160M	2930	42Ø	91
QL3090-2*U	1,5	2	90S	2840	24Ø	14	**QL3164-2*H**	15	2	160M	2930	42Ø	94
QL3093-2*U	2,2	2	90L	2840	24Ø	16	**QL3166-2*H**	18,5	2	160L	2930	42Ø	115
QL3101-2*U	3	2	100L	2870	28Ø	21							
4 Pole Motors													
QL3060-4*U	0,12	4	63	1310	11Ø	4,4	**QL3102-4*U**	3	4	100L	1430	28Ø	24
QL3063-4*U	0,18	4	63	1310	11Ø	4,9	**QL3112-4*H**	4	4	112M	1440	28Ø	30
QL3070-4*U	0,25	4	71	1330	14Ø	6	**QL3115-4*H**	5,5	4	112M	1440	38Ø	38
QL3073-4*U	0,37	4	71	1330	14Ø	6,5	**QL3130-4*H**	5,5	4	132S	1440	38Ø	47
QL3080-4*U	0,55	4	80	1390	19Ø	10	**QL3133-4*H**	7,5	4	132M	1440	28Ø	55
QL3083-4*U	0,75	4	80	1390	19Ø	11	**QL3135-4*H**	9,2	4	132M	1400	38Ø	60
QL3090-4*U	1,1	4	90S	1400	24Ø	15	**QL3163-4*H**	11	4	160M	1460	42Ø	97
QL3093-4*U	1,5	4	90L	1400	24Ø	17	**QL3166-4*H**	15	4	160L	1460	42Ø	113
QL3101-4*U	2,2	4	100L	1430	28Ø	21							
6 Pole Motors													
QL3080-6*U	0,37	6	80	890	19Ø	9,1	**QL3112-6*U**	2,2	6	112M	940	28Ø	30
QL3083-6*U	0,55	6	80	890	19Ø	10	**QL3130-6*U**	3	6	132S	940	38Ø	44
QL3090-6*U	0,75	6	90S	910	24Ø	15	**QL3133-6*H**	4	6	132M	960	38Ø	50
QL3093-6*U	1,1	6	90L	910	24Ø	17	**QL3134-6*H**	5,5	6	132M	960	38Ø	59
QL3102-6*U	1,5	6	100L	940	28Ø	21							

* Add **A** for B3 Foot Mount, Add **E** for B35 Flange & Foot Mount

©ACDC Dynamics

NV3 STANDARD EFFICIENCY CAST IRON MOTORS IP55

Features

- Low Voltage TEFC frame cast iron Electric Motors
- Standard Efficiency to IEC 60034-30 (IE1)
- Ratings from 0,37kW up to 385kW
- **IP55** enclosure & Class F insulation
- 2, 4 and 6 pole motors
- Other kW ratings available on request
- Altitude of operation max 1000m.a.s.l.
- Max ambient operating temperature 40˚C
- Supply 3 Phase 400/525VAC 50Hz
- Duty cycle S1
- Standards SANS 1804-1/2, IEC 60034-1
- B3 Foot Mount & B35 Foot & Flange mounting



Code 400VAC	Code 525VAC	kW	No. of Poles	Frame Size	Speed RPM	Shaft (mm)	Weight (kg)	Code 400VAC	Code 525VAC	kW	No. of Poles	Frame Size	Speed RPM	Shaft (mm)	Weight (kg)
2 Pole Motors															
NV3080-2*U	NV3080-2*W	0,75	2	80	2840	19Ø	16	NV3135-2*H	NV3135-2*B	9,2	2	132S	2900	38Ø	70
NV3083-2*U	NV3083-2*W	1,1	2	80	2840	19Ø	17	NV3163-2*H	NV3163-2*B	11	2	160M	2930	42Ø	100
NV3090-2*U	NV3090-2*W	1,5	2	90S	2850	24Ø	20	NV3164-2*H	NV3164-2*B	15	2	160M	2930	42Ø	110
NV3093-2*U	NV3093-2*W	2,2	2	90L	2850	24Ø	25	NV3166-2*H	NV3166-2*B	18,5	2	160L	2930	42Ø	125
NV3101-2*U	NV3101-2*W	3	2	100L	2880	28Ø	30	NV3183-2*H	NV3183-2*B	22	2	180M	2940	48Ø	175
NV3112-2*H	NV3112-2*B	4	2	112M	2880	28Ø	38	NV3206-2*H	NV3206-2*B	30	2	200L	2950	55Ø	225
NV3130-2*H	NV3130-2*B	5,5	2	132S	2900	38Ø	57	NV3207-2*H	NV3207-2*B	37	2	200L	2950	55Ø	380
NV3131-2*H	NV3131-2*B	7,5	2	132S	2900	38Ø	60								
4 Pole Motors															
NV3073-4*U	NV3073-4*W	0,37	4	71	1375	14Ø	15	NV3133-4*H	NV3133-4*B	7,5	4	132M	1440	38Ø	70
NV3080-4*U	NV3080-4*W	0,55	4	80	1390	19Ø	17	NV3135-4*H	NV3135-4*B	9,2	4	132M	1460	38Ø	85
NV3083-4*U	NV3083-4*W	0,75	4	80	1390	19Ø	18	NV3163-4*H	NV3163-4*B	11	4	160M	1460	42Ø	110
NV3090-4*U	NV3090-4*W	1,1	4	90S	1400	24Ø	20	NV3166-4*H	NV3166-4*B	15	4	160L	1470	42Ø	130
NV3093-4*U	NV3093-4*W	1,5	4	90L	1400	24Ø	23	NV3183-4*H	NV3183-4*B	18,5	4	180M	1470	48Ø	165
NV3101-4*U	NV3101-4*W	2,2	4	100L	1420	28Ø	30	NV3186-4*H	NV3186-4*B	22	4	180L	1470	48Ø	180
NV3102-4*U	NV3102-4*W	3	4	100L	1420	28Ø	35	NV3207-4*H	NV3207-4*B	30	4	200L	1470	55Ø	240
NV3112-4*H	NV3112-4*B	4	4	112M	1440	28Ø	40	NV3220-4*H	NV3220-4*B	37	4	225S	1480	60Ø	280
NV3130-4*H	NV3130-4*B	5,5	4	132S	1440	38Ø	60								
6 Pole Motors															
NV3080-6*U	NV3080-6*W	0,37	6	80	890	19Ø	15	NV3134-6*H	NV3134-6*B	5,5	6	132M	960	38Ø	70
NV3083-6*U	NV3083-6*W	0,55	6	80	890	19Ø	17	NV3163-6*H	NV3163-6*B	7,5	6	160M	970	42Ø	105
NV3090-6*U	NV3090-6*W	0,75	6	90S	910	24Ø	20	NV3166-6*H	NV3166-6*B	11	6	160L	970	42Ø	120
NV3093-6*U	NV3093-6*W	1,1	6	90L	910	24Ø	23	NV3186-6*H	NV3186-6*B	15	6	180L	970	48Ø	175
NV3102-6*U	NV3102-6*W	1,5	6	100L	920	28Ø	30	NV3206-6*H	NV3206-6*B	18,5	6	200L	970	55Ø	220
NV3112-6*U	NV3112-6*W	2,2	6	112M	940	28Ø	38	NV3207-6*H	NV3207-6*B	22	6	200L	980	55Ø	235
NV3130-6*U	NV3130-6*W	3	6	132S	960	38Ø	55	NV3223-6*H	NV3223-6*B	30	6	225M	980	60Ø	300
NV3133-6*H	NV3133-6*B	4	6	132M	960	38Ø	63	NV3253-6*H	NV3253-6*B	37	6	250S	980	70Ø	370

* Add **A** for B3 Foot Mount, Add **E** for B35 Foot & Flange Mount

©ACDC Dynamics

NEW

3 PHASE LS7 PREMIUM EFFICIENCY CAST IRON MOTORS IP66

Features

- Low Voltage TEFC frame Cast Iron Electric Motors
- Efficiency rating IE 3
- Ratings from 0,37kW to 450kW
- Class F, VPI Insulation, **IP66** Enclosures
- 2, 4, 6, & 8 pole motors
- Other kW ratings available on request
- Altitude of operation max 1000m.a.s.l.
- Max ambient operating temperature 40˚C
- Supply 3 Phase 400/525VAC 50Hz
- Duty cycle S1
- Standards SANS 1804-1/2, IEC 60034-1
- B3 Foot Mount & B35 Foot & Flange mounting



Code 400VAC	Code 525VAC	kW	No. of Poles	Frame Size	Speed RPM	Shaft (mm)	Weight (kg)	Code 400VAC	Code 525VAC	kW	No. of Poles	Frame Size	Speed RPM	Shaft (mm)	Weight (kg)
2 Pole Motors															
LS7080-2*U	LS7080-2*W	0,75	2	80	2840	19Ø	16	LS7131-2*H	LS7131-2*B	7,5	2	132S	2925	38Ø	70
LS7083-2*U	LS7083-2*W	1,1	2	80	2840	19Ø	17,5	LS7163-2*H	LS7163-2*B	11	2	160M	2950	42Ø	121
LS7090-2*U	LS7090-2*W	1,5	2	90S	2895	24Ø	19,5	LS7164-2*H	LS7164-2*B	15	2	160M	2950	42Ø	132
LS7093-2*U	LS7093-2*W	2,2	2	90L	2895	24Ø	23,5	LS7166-2*H	LS7166-2*B	18,5	2	160L	2950	42Ø	149
LS7101-2*U	LS7101-2*W	3	2	100L	2890	28Ø	38	LS7183-2*H	LS7183-2*B	22	2	180M	2955	48Ø	191
LS7112-2*H	LS7112-2*B	4	2	112M	2890	28Ø	49	LS7206-2*H	LS7206-2*B	30	2	200L	2965	55Ø	290
LS7130-2*H	LS7130-2*B	5,5	2	132S	2920	38Ø	63	LS7207-2*H	LS7207-2*B	37	2	200L	2965	55Ø	315
4 Pole Motors															
LS7073-4*U	LS7073-4*W	0,37	4	71	1330	14Ø	16	LS7130-4*H	LS7130-4*B	5,5	4	132S	1460	38Ø	66
LS7080-4*U	LS7080-4*W	0,55	4	80	1330	19Ø	17	LS7133-4*H	LS7133-4*B	7,5	4	132M	1465	38Ø	78
LS7083-4*U	LS7083-4*W	0,75	4	80	1390	19Ø	18,5	LS7163-4*H	LS7163-4*B	11	4	160M	1475	42Ø	122
LS7090-4*U	LS7090-4*W	1,1	4	90S	1440	24Ø	24	LS7166-4*H	LS7166-4*B	15	4	160L	1475	42Ø	140
LS7093-4*U	LS7093-4*W	1,5	4	90L	1440	24Ø	29,5	LS7183-4*H	LS7183-4*B	18,5	4	180M	1470	48Ø	188
LS7101-4*U	LS7101-4*W	2,2	4	100L	1440	28Ø	39,5	LS7186-4*H	LS7186-4*B	22	4	180L	1470	48Ø	193
LS7102-4*U	LS7102-4*W	3	4	100L	1440	28Ø	43,5	LS7207-4*H	LS7207-4*B	30	4	200L	1475	55Ø	295
LS7112-4*H	LS7112-4*B	4	4	112M	1440	28Ø	52	LS7220-4*H	LS7220-4*B	37	4	225S	1480	60Ø	308
6 Pole Motors															
LS7080-6*U	LS7080-6*W	0,37	6	80	885	19Ø	15	LS7134-6*H	LS7134-6*B	5,5	6	132M	970	38Ø	82
LS7083-6*U	LS7083-6*W	0,55	6	80	885	19Ø	16	LS7163-6*H	LS7163-6*B	7,5	6	160M	980	42Ø	119
LS7090-6*U	LS7090-6*W	0,75	6	90S	935	24Ø	23	LS7166-6*H	LS7166-6*B	11	6	160L	980	42Ø	139
LS7093-6*U	LS7093-6*W	1,1	6	90L	935	24Ø	28,5	LS7186-6*H	LS7186-6*B	15	6	180L	980	48Ø	178
LS7102-6*U	LS7102-6*W	1,5	6	100L	950	28Ø	37.5	LS7206-6*H	LS7206-6*B	18,5	6	200L	980	55Ø	265
LS7112-6*U	LS7112-6*W	2,2	6	112M	940	28Ø	48	LS7207-6*H	LS7207-6*B	22	6	200L	980	55Ø	280
LS7130-6*U	LS7130-6*W	3	6	132S	970	38Ø	65	LS7223-6*H	LS7223-6*B	30	6	225M	980	60Ø	315
LS7133-6*H	LS7133-6*B	4	6	132M	970	38Ø	73	LS7253-6*H	LS7253-6*B	37	6	250S	990	70Ø	369
8 Pole Motors															
LS7090-8*U	LS7090-8*W	0,37	8	90S	670	24Ø	24	LS7164-8*H	LS7164-8*B	5,5	8	160M	730	42Ø	114
LS7093-8*U	LS7093-8*W	0,55	8	90L	670	24Ø	26	LS7166-8*H	LS7166-8*B	7,5	8	160L	730	42Ø	132
LS7101-8*U	LS7101-8*W	0,75	8	100L	680	28Ø	33	LS7186-8*H	LS7186-8*B	11	8	180L	730	48Ø	170
LS7102-8*U	LS7102-8*W	1,1	8	100L	680	28Ø	38	LS7207-8*H	LS7207-8*B	15	8	200L	730	55Ø	260
LS7112-8*U	LS7112-8*W	1,5	8	112M	700	28Ø	45	LS7220-8*H	LS7220-8*B	18,5	8	225S	730	60Ø	268
LS7130-8*U	LS7130-8*W	2,2	8	132S	710	38Ø	68	LS7223-8*H	LS7223-8*B	22	8	225M	730	60Ø	288
LS7133-8*U	LS7133-8*W	3	8	132M	710	38Ø	70	LS7253-8*H	LS7253-8*B	30	8	250S	735	70Ø	372
LS7163-8*H	LS7163-8*B	4	8	160M	730	42Ø	104	LS7255-8*H	LS7255-8*B	37	8	250M	740	70Ø	395

* Add **A** for B3 Foot Mount, Add **E** for B35 Flange & Foot Mount

©ACDC Dynamics

ELECTRIC MOTOR / PUMP PROTECTION RELAYS



TE01



TE02/TE03

M1

Pump and Motor Protection / Phase Angle Relays

Specifications

Supply Voltage	230VAC ±20% Single phase 400VAC or 525VAC ±20% 3 phase 415VAC ±20% 3 phase (**TE02/TE03**)
Power Consumption	2VA
Calibration	Manual or Automatic (Model dependant)
Dry Trip Level	10% of calibrated phase angle / current 2s delay
Dry Restart Delay	15 minutes to 5 hours adjustable
Output Relay	SPDT 250VAC/10A
Voltage Trip Level	10% of calibrated voltage, 2 sec delay (**TE02/TE03**)
Current Trip Level	20% of calibrated current, 1 sec delay (**TE02/TE03**)
Rapid Start Cycle	3 per 15 minutes maximum (**TE03** only)

LED Status Indication TE02/TE03

Green	Amber	Red	Condition
ON	OFF	OFF	Normal Pumping
FLASH	OFF	OFF	Dry-timing or phase failure/reversal
OFF	ON	OFF	Supply Voltage Low/High
OFF	FLASH	OFF	Rapid Cycle
OFF	OFF	ON	Motor Overload or Phase Failure
ON	ON	ON	**TE02/3** Uncalibrated
FLASH	FLASH	FLASH	**TE02/3** Calibrating
OFF	OFF	OFF	Unable to Calibrate

Selection Guide

Code	TE01*	TE02*	TE03*
11 Pin Plug In	●	●	●
Running dry- Under load blocked in/outlet	●	●	●
Overcurrent		Auto	Auto
Phase Failure / Reversal		●	●
Over / Under voltage		●	●
Star/Delta or Soft Start	●**	●	●
Locked Rotor		●	●
Shunt Required	●		
Rapid pump start protection			
Cut-out over 12 starts/hour			●
LED Status Indication			●
Calibration	Manual	Auto	Auto
Tank Control (float switch)			●

*Add to Code: **230V** (230VAC), **400V** (400VAC), **415V** (415VAC), **525V** (525VAC) ****TE01/S** version only

Accessories

Code	Description
TE01 SHUNT R	Spare Red Shunt
TE01 SHUNT W	Spare White Shunt

Current Transformer Selection Chart for TE Series

	230VAC					400VAC									
TE01	–	**PW155**	**PW205**	**PW255**	–	–	**PW205**	**PW305**	**PW405**	**PW405**	**DS-505**	**DS-755**	**DS-1005**	**DS-1005**	**DS-1055**
TE02/03	–	**PW155**	**PW205**	**PW255**	–	**PW155**	**PW205**	**PW305**	**PW405**	**PW405**	**DS-505**	**DS-755**	**DS-1005**	**DS-1005**	**DS-1055**
HP	0.36-1.1	1.5	2	3	0.5-1.5	2-7.5	10	15	20	25	30	40	50	60	75
Kw	0.25-0.75	1.1	1.5	2.2	0.37-1.1	1.5-5.5	7.5	11	15	18.5	22	30	37	45	55
Shunt	White				Red	White									

ELECTRONIC MOTOR & OVERLOAD PROTECTION RELAYS

RHOMBERG



Phase Angle Motor Protection Relays

Mainly used for borehole protection with liquid level control tank filling. DIN mount.

Code	Description	Max. Current Continuous
MP820/230VAC-SP	Single phase motor protection relay up to 1.1kW	* 15A
MP825/230VAC-SP	Single phase motor protection relay above 1.1kW	* 15A
MP830/230VAC-SP	Three phase motor protection relay up to 3.7kW	* 12A
MP830/400VAC-SP	Three phase motor protection relay up to 3.7kW	* 12A
MP830/525VAC-SP	Three phase motor protection relay up to 3.7kW	* 12A
MP835/230VAC-SP	Three phase motor protection relay up to 3.7kW	* 12A
MP835/400VAC-SP	Three phase motor protection relay up to 3.7kW	* 12A
MP835/525VAC-SP	Three phase motor protection relay up to 3.7kW	* 12A

* For higher load current use 5 Amp CT to achieve accurate calibration

Single Phase Features

MP820:
- Direct in-line current sensing of motor, up to 1.1kW
- Auto calibration of over/under current and voltage
- Start up delay (3 seconds standard)
- Adjustable reset time 15 mins to 24 hrs
- Latching on overload conditions
- Liquid Level Control (50kΩ)
- Reset Lock out, Max 3 reset attempts in 15 minutes

MP825: As for **MP820** plus
- Latching of over and under load conditions
- Manual adjustment of under load sensitivity (after auto calibration)

Three Phase Features

MP830:
- Direct in-line current sensing of motor, up to 3.7kW
- Auto calibration of over/under current and voltage
- Start up delay (3 seconds standard)
- Adjustable reset time 15 mins to 24 hrs
- Latching of over load conditions
- Liquid Level Control (50kΩ)
- Reset Lock out, Max 3 reset attempts in 15 minutes
- Phase sequence/phase failure detection

MP835: As for **MP830** plus
- Latching of over and under load conditions
- Manual adjustment of under load sensitivity (after auto calibration)

©ACDC Dynamics

ELECTRIC MOTOR / PUMP PROTECTION RELAYS



TRIO

Download on the App Store

GET IT ON Google Play

Easy to use app with time setting for running and stopping of pumps. Motor status and faults can be seen via the app and downloaded.

Motor Scope Pump Protection Relay - Protection of AC motors and their driven systems can be achieved by limiting the maximum and minimum consumed power. Built-in Bluetooth monitoring and control.

Features	UNO	TRIO	NEW SUPRA R3	NEW SUPRA R3B	NEW SUPRA R3C
Description	1 Phase 230V 0.37-2.2kW	3 Phase 400V 0.37k-5.6kW	3 Phase 400V 5.6-37kW	3 Phase 525V 5.6-37kW	3 Phase Industrial ≤1000V
Running dry, Underload, Blocked inlet / outlet	•	•	•	•	•
Over Current	•	•	•	•	•
Phase failure Phase reversal	-	•	•	•	•
Phase Imbalance	-	•	•	•	•
Over / Under voltage	•	•	•	•	•
Star delta and Soft starter connection	-	•	•	•	•
Tank control (float / Pressure switch) 5VDC	•	•	•	•	•
Locked Rotor	•	•	•	•	•
CT250/1 Supplied with unit	-	-	•	•	•
Bluetooth NCS Toolbox App	•	•	•	•	•
WiFi + Modbus over WiFi Built-in	-	-	•	•	•

Electronic Overload Protection Relays

Code	Current Range	OL	PL	LR	PU	PR	STL	UL	ALT	GF	Trip Type	Disp Type	Control Voltage
CSMPA-60-T 6A	0.5-6A	•	•	-	-	-	-	-	-	-	D	LED	230VAC
CSMPA-60-T 60A	5-60A	•	•	-	-	-	-	-	-	-	D	LED	230VAC
CSMPA-22-3S-5A0	0.3-1.5A	•	•	-	•	-	•	-	-	-	I	LED	230VAC
CSMPA-22-3S5A	1-5A*	•	•	-	•	-	•	-	-	-	I	LED	230VAC
CSMPA-40R 1-SA	0.3-1.5A	•	•	-	•	•	•	-	-	-	I	LED	230VAC
CSMPA-40R 5A	1-5A*	•	•	-	•	•	•	-	-	-	I	LED	230VAC
CSMPM-06-SZ	0.5-6A	•	•	•	•	•	•	•	•	•	I + D	LED	230VAC
CSMPM-60-SZ	5-60A	•	•	•	•	•	•	•	•	•	I + D	LED	230VAC



CSMPA-60-T

CSMPA-40



CSMPM-06-SZ

Key: **OL**: over current **PL**: Phase Loss **LR**: Locked Rotor **PU**: Phase Unbalance **PR**: Phase Reverse
STL: Stalling **UL**: Under Current **ALT**: Alert (60-110%) **GF**: Ground Fault **I**: Inverse Time
D: Definite Time **⊙**: Available **-** : not available **LED**: Red & Green **SSD**: Seven Segment Display

Accessories

Code	Description
CSMPM - 1.5M	1.5m ext cable for **CSMPM** - 06/60-SZ
CSMPM - 4M	4m ext cable for **CSMPM** - 06/60-SZ

*NOTES: **CSMPA22** - models with current range 1 - 5A can be used up to 600A with suitable ratios CTs having 5A secondary, class 1 accuracy.

Ground Fault Core Balance Transformer

Code	Hole Ø
Z-CT D30	30mm
Z-CT D50	50mm
Z-CT D65	65mm
Z-CT D80	80mm

©ACDC Dynamics

ELECTRONIC MOTOR PROTECTION RELAYS



Typical Applications:
Pump Motors, Compressor Motors

LA-Series Motor Protection Relay

Current Range	Code Standard
1-10A	**LA-010**
5-50A	**LA-050**
10-100A	**LA-100**
25-250A	**LA-250**

Features - See Selection Chart for full list

The **LA** motor protection relay provides superior thermal overload and phase unbalance protection in apllications that would traditionally have used thermal bi-metal relays.
The intergral three phase current transformer module block with 22mm priary apertures facilitates straight through conductor routing from the main contactor to the electric motor in the range of 1 to 250A



Typical Applications:
Pump Motors, Compressor Motors
MCC Applications

KA-Series Motor Protection Relay

Current Range	Code KA	CT's Required
0.1-1A	**KA-001**	-
0.5-5A	**KA-005**	-
1-10A	**KA-010**	-
2.5-25A	**KA-025**	-
5-50A	**KA-050**	-
10-100A	**KA-100**	100:5
20-200A	**KA-200**	200:5

Features - See Selection Chart for full list

The **KA** relays provide a single unit solution in pumping applications that traditionally would have used a combination of thermal overload, undercurrent and restart timers.
The unit provides overload, underload, single-phasing, unbalanced current, overvoltage, undervoltage and phase rotation protection.





KD-FLED



KD-RDU420

Typical Applications:
Conveyor, Compressor, Crusher,
Fan & Pump Motor Protection

KD-Series Motor Protection Relay - Supply Volts 110/230VAC

Current Range	Code KD	CT's Required
0.5-5A	**KD-005**	-
1-10A	**KD-010**	-
2.5-25A	**KD-025**	-
5-50A	**KD-050**	-
10-100A	**KD-100**	100:5 Class 1 2.5VA
25-200A	**KD-200**	200:5 Class 1 2.5VA
40-400A	**KD-400**	400:5 Class 1 2.5VA

Accessories

Code	Description
KD-RDU420	Door mount Paramatization unit to set **KD** parameters and display values and faults. Provides IR link to MMI or Laptop.
KD-FLED	KD-FLED Remote display
CAB0100	RJ11-RJ11: Cable for connecting **KD-FLED/KD-RDU420** to relay
CAB0101	RJ11-RS232: Cable for connection between relay and computer
CAB0016	USB to serial converter

Features - See Selection Chart for full list

A comprehensive low voltage Electronic Motor Protection relay. These relays boast a wide range of user-selectable protection features. Easy to setup via a man-to-machine interface computer with free setup software, the user-selectable settings are a pleasure to work with. Thermal overload, earth insulation lockout, earth leakage and short-circuit protection, along with frequency and power factor measurement, are just some features which, combined with the 2000 event records and 60 last fault records, make this a worldclass product.
For Protection Relay with built-in Field Bus Communication, see **KG** pg 6.25

©ACDC Dynamics

ELECTRONIC MOTOR PROTECTION RELAYS



MA-250-PM (MA-Relay)



MA-RDU-1



MA-RDU216

Typical Applications:
Buffalo feeder, Shuttle Cars
Conveyers, MCC Applications

MA-Series Electronic Motor Protection Relays

Current Range	Code	Code c/w Coms
0.5-5A	**MA-005**	**MA-005-***
1-10A	**MA-010**	**MA-010-***
5-50A	**MA-050**	**MA-050-***
10-100A	**MA-100**	**MA-100-***
25-250A	**MA-250**	**MA-250-***

For larger currents, use **MA-005** with 3 x 5A CL1 CTs
* Add protocol to code (**PM**) profibus , (**MM**) Modbus

Accessories

Code	Description
MA-CAB1	Lap top cable 1m
MA-CD	CD Front End Software
MA-RDU216	Supplied with 1.5m cable and security dongle
MA-RDU-1	Door mount Fault indicator c/w1.5m cable

Features - See Selection Chart for full list

Used as either a standalone Electronic Motor Protection Relay or as part of an automation network process commuicating to a PLC.

Thermal curves (Class 3 to 35), to IEC 60255-8, 2 x PTC 100 inputs, earth leakage, earth fault and short-circuit protection, load loss protection, over and undervoltage protection and voltage symmetry are all features available through the range 5 to 250A. The integrated C.T. block also includes the earth leakage core balance C.T.





FPR0409



FPR0401/2



BTX0005

Typical Applications:
All Motor Driven Applications that require PLC Integrated Motor Control



FPR0404/5/6

New Code Motor Protection Relay - Smart IED

Code	Current Range
FPR0650	New Code MK2 With Profibus Communication
FPR0651	New Code MK2 With Modbus Communication
FPR0436	New Code MK2 With Modbus TCP/Profinet

Accessories

Code	Description
FPR0401	CT module 30-300A , 110-550V converter
FPR0402	CT module 10-100A , 110-550V converter
FPR0404	CT module 0.5 - 5A , 110-550V converter
FPR0405	CT module 2.5-25A, 110-550V converter
FPR0406	CT module 5-50A ,110-550V converter
FPR0407	Memory module for external settings
FPR0408	Cable from CT module to relay , 1m
FPR0409	New Elec cable from CT module to relay , 300mm
BTX0004	Core Balance CT 43mm
BTX0001	Core Balance CT 60mm
BTX0002	Core Balance CT 100mm

Features - See Selection Chart for full list

Micro-controller based precision instrument for three-phase induction motor protection with advanced control logic features as well as multiple motor starter control circuit configurations. The current transformers, including the core balance current transformers are external.

Automation Features

- Timers
- Real Time Clock
- Start Control Logic
- Logic Function Blocks
- 7 Field Inputs
- Motor Parameter Calculator
- 4 Programmable Outputs
- 3 Phase Recorder
- Multiple Comms Protocols
- On Board Simulator for Training / Commissioning

Management Features

- Power Factor Measurement
- Power Consumption Measurement
- 35 Last Fault Records
- Statistical Data
- 1400 Event Records

©ACDC Dynamics

NEW

ELECTRONIC MOTOR PROTECTION RELAYS



Typical Applications:
Feeder Protection, Motor Protection with advanced reporting, Underground applications

KG-Series Electronic Motor Protection Relay - Supply Volts 110/230VAC

Current Range	Code (Modbus & Bluetooth)	CT's Required
0.5-5A	**KG-005**	Internal
1.10A	**KG-010**	Internal
2.5-25A	**KG-025**	Internal
5-50A	**KG-050**	Internal
10-100A	**KG-100**	100:5 Class 1 2.5VA

Features - See Selection Chart for full feature list

The **KG** relay is a Power Quality Monitoring and Protection Relay with individual configurable trip settings from 2nd to 31st harmonic levels as well as separate % THD on both Voltage and current levels.

The **KG** an be configured as a low Voltage 3 phase Feeder or Motor Protection Relay with integral starter protection and control logic. A Smartphone Application for Bluetooth LE enables communication through closed flameproof steel enclosures from 10 meters enabling monitoring and configuration. Housed in a ruggedized enclosure for high vibration applications, with integral Modbus-RTU configured as multidrop configuration using dual RJ11 sockets with patch cables to assist with quick field connection without crimping tools or specialized skillset requirements.

Communication Type	Usage
Modbus-RTU	NewElec frontend on WindowsTM
	SCADA communication variable baud rate (19200bps default)
	Modbus-RTU enabled HMI's
Bluetooth LE	NewElec Android app fo Android OS smartphones and tablets
	Modbus-RTU protocol in Bluetooth LE for SCADA systems

NewElec Protection Relay Selection Chart

Features	LA	KA	KD	MA	New Code	KG	Features	KD	MA	New Code	KG
Overloading Protection	✓	✓	✓	✓	✓	✓	Earth Fault	✓	✓	✓	✓
Thermal Memory	✓	✓	✓	✓	✓	✓	Earth Insulation Lockout	✓		✓	✓
Locked Rotor on Start Protection	✓	✓	✓	✓	✓	✓	Fault & Event Records	✓	✓	✓	✓
Unbalance Load Protection	✓	✓	✓	✓	✓	✓	Integrated Starter Logic			✓	✓
Phase Loss Protection	✓	✓	✓	✓	✓	✓	Field Inputs		✓	✓	✓
Latched LED Trip Indication	✓	✓	✓	✓	✓	✓	Programmable Output Contact	✓	✓	✓	✓
Overload Auto Reset Function	✓	✓	✓	✓	✓	✓	Uploadable Event and Fault Records	✓	✓	✓	✓
Earth Leakage Protection			✓	✓	✓	✓	Multi Protocol Field Bus Communications		✓	✓	✓
Short Circuit Protection			✓	✓	✓	✓	Profibus DP (DPV0)		✓		✓
Locked Rotor while Running (Jam)			✓	✓	✓	✓	Profibus DP (DPV1)			✓	✓
Load Loss (Dry Run) Protection		✓	✓	✓	✓	✓	Modbus		✓	✓	✓
4 to 20 mA Output Loop for Motor Load					✓	✓	Canbus		✓	✓	
Phase Rotation Protection		✓	✓	✓	✓	✓	Rapid reconfiguration memory module			✓	✓
MCCB / Contactor Coordinated Tripping			✓	✓	✓	✓	RTD PTC		✓	✓	
Overvoltage Protection		✓	✓	✓	✓	✓	RTD PT 100			✓	
Undervoltage Protection		✓	✓	✓	✓	✓	RTD PT 1000			✓	
Voltage Phase Symmetry		✓	✓	✓	✓	✓	Expandable I/O Module			✓	✓
Restart Timer for Load Loss			✓	✓	✓		Door Mounted MMI	✓	✓	✓	
Starts Per Hour			✓		✓	✓	Harmonic Trip and analyse				✓
Power Factor Measurement			✓		✓	✓	Breaker failure protection				✓
Real Power Used					✓	✓	Reset logic				✓
Apparent Power Used			✓		✓	✓	Bluetooth Configuration				✓

©ACDC Dynamics

BOREHOLE PUMP CONTROLS



BETR3-055

Economy Borehole Control Panel IP43 - Size: 275 x 300 x 150mm

Weatherproof steel enclosed control panels with 3 conduit entries, On-off switch, Pump protection relay with provision for float switch, CT where required, Incoming isolator, Surge protection & contactor. For features of the different protection relays, see pg 6.21 & 6.22

Motor 230V	FLC	UNO	TE03	TE03 + Ammeter
≤ 0.75kW	≤ 6A	BEUN1-015	-	-
1.1kW	8.8A	BEUN1-015	BETE1-011	BETE1A-011
1.5kW	11.8A	BEUN1-015	BETE1-015	BETE1A-015
2.2kW	17A	BEUN1-022	BETE1-022	BETE1A-022

Motor 400V	FLC	TRIO	SUPRA	TE03	TE03 + Ammeter
≤ 4.0kW	9A	BETR3-055	–	BETE3-040	BETE3A-040
≤ 5.5kW	13.2A	BETR3-055	–	BETE3-055	BETE3A-055
7.5kW	17.8A	–	BESU3-075	BETE3-075	BETE3A-075



TRIO-SP5.6



TRIO-SP5.6/P

DOL Borehole Pump Control Panel with Motorscope Relay IP54

Fitted in IP54 steel or polycarbonate / ABS enclosure with Door-interlocked isolator, Surge protection, Contactor, Motorscope relay with protection fuses and CT. Door fitted with "POWER" on and "RUN" LED pilot-lights, Hand/Off/Auto selector switch and viewing window for Motorscope LED array. Provision for remote float switch. For features of the different protection relays, see pg 6.22

Pump kW	Code		Enclosure Type	400V Size (H x W x D)	525V Size (H x W x D)
	400VAC	525VAC*			
0.37 - 5.6	TRIO-SP5.6/P	-	Plastic	400 x 300 x 180	-
0.37 - 5.6	TRIO-SP5.6*	SUPRA-5-SP11	Steel	400 x 300 x 200	500 x 400 x 200
7.5 - 11	SUPRA-SP11*	SUPRA-5-SP11		400 x 300 x 200	500 x 400 x 200
15	SUPRA-SP15*	SUPRA-5-SP15		400 x 300 x 200	500 x 400 x 200
18.5	SUPRA-SP18*	SUPRA-5-SP22		500 x 400 x 200	600 x 400 x 260
22	SUPRA-SP22*	SUPRA-5-SP22		500 x 400 x 200	600 x 400 x 260
30	SUPRA-SP30*	SUPRA-5-SP30		500 x 400 x 200	600 x 400 x 260
37	SUPRA-SP37*	SUPRA-5-SP37		500 x 400 x 200	600 x 400 x 260
45	SUPRA-SP45*	SUPRA-5-SP45		600 x 400 x 260	600 x 400 x 260
55	SUPRA-SP55*	SUPRA-5-SP55		700 x 500 x 260	600 x 400 x 260
75	SUPRA-SP75*	SUPRA-5-SP75		700 x 500 x 260	700 x 500 x 260
90	-	SUPRA-5-SP90		-	700 x 500 x 260

* Add **-PSL** to code for pressure switch lock-out facility. * 525VAC Versions - 110V Control



TRIO PANEL

Compact Borehole DOL Starter with Motorscope Protection

With Contactor for motors up to 5.6kW @ 400V. Protection features: Event memory, dry run, locked rotor, overload, phase failure/reversal/imbalance, over/under voltage, auto calibration for easy commissioning and LED array for full status indication. Housed in compact IP56 polycarbonate enclosure. Connection for float switch.

Code	Description	Size (H x W x D)
TRIO PANEL	Pump controller for 400V 3Ph Motors 0.37 - 5.6kW	240 x 190 x 90mm

COMPRESSOR STARTERS



AS15

Star-Delta Starters IP56

with on-off selector switch and provision for pressure switch connection. 415V Coils fitted.

Code	Motor kW @ 400V	Enclosure	Size (H x W x D)
AS7.5	7.5kW	Plastic	300 x 220 x 180mm
AS11	11kW	Plastic	300 x 220 x 180mm
AS15	15kW	Plastic	380 x 300 x 180mm

©ACDC Dynamics

BOREHOLE PUMP CONTROLS



DOL Borehole Pump Control Panels with TE03 Pump Protection Relay

Protection Features: Dry run, locked rotor, overload, phase failure/reverse/imbalance,over/under voltage, LED Status indication through window. Auto calibration for ease of commissioning.

General Features: Supplied with an Isolator, Contactor or Soft Starter, CT (where required), Lightning Arrestors, **TE03** protection relay, "Power On" and "Pump Run" LED indication lights.

Control Options: Standard: Hand / Off / Auto Selector Switch / Float Switch
LL: Hand / Off / Auto Selector Switch / Liquid Level Relay
U: Hand / Off / Auto Selector / 24-hour Timer

For optional extras, see below.



Pump kW	Polycarbonate Enclosure IP54			Metal Enclosure IP54		
	Float Switch*	With Liquid Level*	With Time Switch	Float Switch*	With Liquid Level*	With Time Switch
Single Phase 230VAC DOL						
0.75kW	B00S/IS/P U	B00S/IS/LL/P U	B00S/IS/U/P U	B00S/IS/S U	B00S/IS/LL/S U	B00S/IS/U/S U
1.1kW	B09S/IS/P U	B09S/IS/LL/P U	B09S/IS/U/P U	B09S/IS/S U	B09S/IS/LL/S U	B09S/IS/U/S U
1.5kW	B12S/IS/P U	B12S/IS/LL/P U	B12S/IS/U/P U	B12S/IS/S U	B12S/IS/LL/S U	B12S/IS/U/S U
2.2kW	B18S/IS/P U	B18S/IS/LL/P U	B18S/IS/U/P U	B18S/IS/S U	B18S/IS/LL/S U	B18S/IS/U/S U
Three Phase 400VAC DOL						
4kW	B09T/IS/P N	B09T/IS/LL/P N	B09T/IS/U/P N	B09T/IS/S N	B09T/IS/LL/S N	B09T/IS/U/S N
5.5kW	B12T/IS/P N	B12T/IS/LL/P N	B12T/IS/U/P N	B12T/IS/S N	B12T/IS/LL/S N	B12T/IS/U/S N
7.5kW	B18T/IS/P N	B18T/IS/LL/P N	B18T/IS/U/P N	B18T/IS/S N	B18T/IS/LL/S N	B18T/IS/U/S N
11kW	B25T/IS/P N	B25T/IS/LL/P N	B25T/IS/U/P N	B25T/IS/S N	B25T/IS/LL/S N	B25T/IS/U/S N
15kW	B32T/IS/P N	B32T/IS/LL/P N	B32T/IS/U/P N	B32T/IS/S N	B32T/IS/LL/S N	B32T/IS/U/S N
18.5kW	B40T/IS/P N	B40T/IS/LL/P N	B40T/IS/U/P N	B40T/IS/S N	B40T/IS/LL/S N	B40T/IS/U/S N
22kW	B50T/IS/P N	B50T/IS/LL/P N	B50T/IS/U/P N	B50T/IS/S N	B50T/IS/LL/S N	B50T/IS/U/S N
30kW	B65T/IS/P N	B65T/IS/LL/P N	B65T/IS/U/P N	B65T/IS/S N	B65T/IS/LL/S N	B65T/IS/U/S N
Three Phase 400VAC Aucom EMX4e Soft Starter						
5.5kW	BS05T/IS/P N	BS05T/IS/LL/P N	BS05T/IS/U/P N	BS05T/IS/S N	BS05T/IS/LL/S N	BS05T/IS/U/S N
7.5kW	BS07T/IS/P N	BS07T/IS/LL/P N	BS07T/IS/U/P N	BS07T/IS/S N	BS07T/IS/LL/S N	BS07T/IS/U/S N
11kW	BS11T/IS/P N	BS11T/IS/LL/P N	BS11T/IS/U/P N	BS11T/IS/S N	BS11T/IS/LL/S N	BS11T/IS/U/S N
15kW	BS15T/IS/P N	BS15T/IS/LL/P N	BS15T/IS/U/P N	BS15T/IS/S N	BS15T/IS/LL/S N	BS15T/IS/U/S N
18.5kW	BS18T/IS/P N	BS18T/IS/LL/P N	BS18T/IS/U/P N	BS18T/IS/S N	BS18T/IS/LL/S N	BS18T/IS/U/S N
22kW	BS22T/IS/P N	BS22T/IS/LL/P N	BS22T/IS/U/P N	BS22T/IS/S N	BS22T/IS/LL/S N	BS22T/IS/U/S N
30kW	BS30T/IS/P N	BS30T/IS/LL/P N	BS30T/IS/U/P N	BS30T/IS/S N	BS30T/IS/LL/S N	BS30T/IS/U/S N

Optional Extras for Borehole Pump Controls

Code	Description
EFS01	Ammeter Selector Switch up to 18.5kW
EFS02	Ammeter Selector Switch 22kW+
EFS03	Voltmeter 72 x 72, c/w Fuses - IP45
EFS04	Voltmeter Selector Switch
EFS05	Running Hour Meter 48 x 48
EFS19	Ammeter 72 x 72 - IP45 up to 18,5kW
EFS20	Ammeter 72 x 72 - IP45 22kW+

* Order Float Switch or Probes separately. See page 2.1 & 2.2

Note: When requesting a price or when ordering a starter with optional extra, please order optional extra as a separate line. Order example: 1) Borehole pump control 3 phase 5.5KW with isolator and liquid level control in a steel enclosure with running hour meter as optional extra.

Item 1: **B12T/IS/LL/S N** | Item 2: **EFS05**

Large sizes and wireless solutions available including GSM.

Contact our Panel Workshop



TE05

Compact Borehole DOL Starter with TE03 Protection

With Contactor for motors up to 5.6kW @ 400V and 2.2kW @ 230V. Protection features: Dry run, locked rotor, overload, phase failure/reversal/imbalance, over/under voltage, auto calibration for easy commissioning and LED array for full status indication. Housed in compact IP56 polycarbonate enclosure with glands and on/off switch. Connection for float switch.

Standard - 190x140x70mm size			**With Power Factor Corrector** - 240x190x90mm size		
Code	Rated Voltage	Motor Rating	Code	Rated Voltage	Motor Rating
TE05M	230V	Up to 0.75kW	TE05MC-03	230V	0.37kW
TE05M-1	230V	1.1-2.2kW	TE05MC-05	230V	0.55kW
TE05Q	400V	4kW	TE05MC-07	230V	0.75kW
TE05Q-1	400V	5.6kW	TE05MC-11	230V	1.1kW
TE05N	415V	4kW	TE05MC-15	230V	1.5kW
TE05N-1	415V	5.6kW	TE05MC-22	230V	2.2kW

©ACDC Dynamics

DOL STARTERS

Economy DOL Starters - 3ph


LE1-D123N305


BE1-T40 (Steel)


ILE1-D323N353


ALE1-D123N310

Economy DOL Starters - 1ph


For 230V Single Phase motors, 240V Coil fitted, with Pre-Wired T1-L2 Link

3 Phase kW AC3 400V	3 Phase kW AC3 525V	Overload Range	DOL Starter IP65	DOL Starters with isolator IP65	DOL Starters with ammeter IP54	1 Phase kW AC3 230VAC	Overload Current Range Fitted	DOL Starter IP65 230V - 1PH
0.37kW	0.37kW	0.63 - 1A	LE1-D123N305	ILE1-D123N305	ALE1-D123N305	0.37kW	2.5 - 4A	LE1-D121U308
0.55kW	0.55 - 0.75kW	1 - 1.6A	LE1-D123N306	ILE1-D123N306	ALE1-D123N306	0.55kW	4-6A	LE1-D121U310
0.75 - 1.1kW	1.1 - 1.5kW	1.6 - 2.5A	LE1-D123N307	ILE1-D123N307	ALE1-D123N307	0.75kW	4-6A	LE1-D121U310
1.5kW	2.2kW	2.5 - 4A	LE1-D123N308	ILE1-D123N308	ALE1-D123N308	1.1kW	7-10A	LE1-D121U314
2.2kW	3kW	4 - 6A	LE1-D123N310	ILE1-D123N310	ALE1-D123N310	1.5kW	9-13A	LE1-D121U316
3kW	4kW	5.5 - 8A	LE1-D123N312	ILE1-D123N312	ALE1-D123N312	2.2kW	12-18A	LE1-D181U321
4kW	5.5kW	7 - 10A	LE1-D123N314	ILE1-D123N314	ALE1-D123N314	3.0kW	17-25A	LE1-D251U322
5.5kW	7.5kW	9 - 13A	LE1-D123N316	ILE1-D123N316	ALE1-D123N316			
7.5kW	11kW	12 - 18A	LE1-D183N321	ILE1-D183N321	ALE1-D183N321			
11kW	15kW	17 - 25A	LE1-D253N322	ILE1-D253N322	ALE1-D253N322			
15kW	18.5kW	23 - 32A	BE1-T3235N353	-	-			
18.5kW	22kW	30 - 40A	BE1-T4035N355	-	-			
22kW	30kW	37 - 50A	BE1-T5036N357	-	-			
30kW	37kW	48 - 65A	BE1-T6535N361	-	-			
37kW	45kW	63 - 80A	BE1-T8035N363	-	-			
45kW	55kW	80 - 93A	BE1-T9535N363	-	-			

New wide range coil voltages
Select voltage code when ordering

U 240V (170-280V)
N 415V (352-465V)
SF 550V (465-605V)

Ideal for agricultural applications to avoid nuisance dropout due to voltage fluctuations.
LE1 in plastic enclosure
BE1 in metal enclosure



DOL Starters without Overload

Code	400V	525V
LE1-D123*	5.5kW	7.5kW
LE1-D183*	7.5kW	11kW
LE1-D253*	11kW	15kW
LE1-D323*	15kW	18.5kW

Coil Voltage:
*SF 550V (465-605V)
*U 240V (170-280V)
*N 415V (352-465V)


LE1-D32


BE1-T40

Accessories

Code	Description	Size (mm) H x W x D
LE1-D12	Enclosure c/w push buttons up to 7.5kW	165 x 88 x 139
LE1-D18	Enclosure c/w push buttons for 11kW	165 x 88 x 139
LE1-D25	Enclosure c/w push buttons for 15kW	185 x 96 x 157
LE1-D32	Enclosure c/w push buttons for 18.5kW	200 x 110 x 144
BE1-T40	Steel Enclosure c/w push buttons for 18-24kW	265 x 190 x 176
LA9-D09906	Start switch - Up to 7.5kW	-
LE1-DSBG	Green Start Button	-
LE1-DSBR	Red Stop Button	-

©ACDC Dynamics

DOL STARTERS & DOL REVERSING STARTERS

DOL Starters - Optional extras: Isolator, Ammeter and choice of IP45 Steel Enclosure or IP45 Polycarbonate Enclosure. Starters can be customised by adding items from the **Optional Extras** table below.

For Standard Enclosure sizes, check datasheet on ACDC website



Steel Enclosed shown with isolator & ammeter

Note: When requesting a price or when ordering a starter with optional extra from list below, please order optional extra as a separate line.
Order example:

1) 4kW, 400V, with Isolator,Ammeter, Hour Meter, Phase Failure monitor, Steel enclosure, 240V coil.
Item 1: **ELC009/IS/AM/S U**
Item 2: **EFS05**
Item 3: **EFS18**

Code	Motor kW @ 400V	Motor kW @ 550V	Overload Range	With Circuit Breaker	With Isolator	With Ammeter	Enclosure Material	Coil Voltage
ELC009A	0.37kW	0.75kW	1-1.6A	/CB	/IS	/AM	/P or /S	
ELC009B	0.55-0.75kW	1.5kW	1.6-2.5A	/CB	/IS	/AM	/P or /S	**B** = 24V
ELC009C	1.1-1.5kW	2.5kW	2.5-4A	/CB	/IS	/AM	/P or /S	**BT*** = 24V
ELC009D	2.2kW	3kW	4-6A	/CB	/IS	/AM	/P or /S	
ELC009E	3.0kW	4kW	5.5-8A	/CB	/IS	/AM	/P or /S	**E** = 48V
ELC009	4kW	5.5kW	7-10A	/CB	/IS	/AM	/S or /P	**F** = 110V
ELC012	5.5kW	7.5kW	9-13A	/CB	/IS	/AM	/S or /P	
ELC018	7.5kW	11kW	12-18A	/CB	/IS	/AM	/S or /P	**FT*** = 110V
ELC025	11kW	15kW	17-25A	/CB	/IS	/AM	/S or /P	**U** = 240V
ELC032	15kW	18.5kW	23-32A	/CB	/IS	/AM	/S or /P	
ELC040	18.5kW	22kW	30-40A	/CB	/IS	/AM	/S	**UT*** = 240V
ELC050	22kW	30kW	37-50A	/CB	/IS	/AM	/S	**N** = 415V
ELC065	30kW	37kW	48-65A	/CB	/IS	/AM	/S	
ELC080	37kW	45kW	63-80A	/CB	/IS	/AM	/S	**SF** = 550V
ELC095	45kW	55kW	80-93A	/CB	/IS	/AM	/S	
ELC115	55kW	75kW	100-160A	/CB	/IS	/AM	/S	**B** = 24V
ELC150	75kW	90kW	100-160A	/CB	/IS	/AM	/S	**F** = 110V
ELC185	90kW	110kW	125-200A	/CB	/IS	/AM	/S	**FT*** = 110V
ELC225	110kW	132kW	160-250A	/CB	/IS	/AM	/S	**P** = 230V
ELC265	132kW	160kW	200-315	/CB	/IS	/AM	/S	**PT*** = 230V
ELC330	160kW	220kW	250-400A	/CB	/IS	/AM	/S	**V** = 400V
ELC400	220kW	275kW	315-500A	/CB	/IS	/AM	/S	**SF** = 550V

* Starter c/w Control Transformer. To specify Control Transformer primary voltage add: **4** (400V), **5** (550V).

DOL Reversing Starters - Complete with mechanical and electrical interlocks and thermal overload relay. Steel Enclosure IP65 or Polycarbonate Enclosure IP56. Enclosed starters can be customised by adding items from **Optional Extras** table below.



Open



Plastic Enclosed

Open Starter	Enclosed Starter	Motor kW @ 400VAC	Motor kW @ 550VAC	Overload Range	Standard Options		Enclosure Material	Coil Voltage
					Isolator	Ammeter		
RC009A	**ERC009A**	0.37kW	0.55kW	1-1.6A	/IS	/AM	/P	
RC009B	**ERC009B**	0.55-0.75kW	1.5kW	1.6-2.5A	/IS	/AM	/P	**B** = 24V
RC009C	**ERC009C**	1.1-1.5kW	2.2kW	2.5-4A	/IS	/AM	/P	**BT*** = 24V
RC009D	**ERC009D**	2.2kW	3kW	4-6A	/IS	/AM	/P	
RC009E	**ERC009E**	3kW	4kW	5.5-8A	/IS	/AM	/P	**F** = 110V
RC009	**ERC009**	4kW	5.5kW	7-10A	/IS	/AM	/P	
RC012	**ERC012**	5.5kW	7.5kW	9-13A	/IS	/AM	/P	**FT*** = 110V
RC018	**ERC018**	7.5kW	11kW	12-18A	/IS	/AM	/P	**U** = 240V
RC025	**ERC025**	11kW	15kW	17-25A	/IS	/AM	/S	
RC032	**ERC032**	15kW	18.5kW	23-32A	/IS	/AM	/S	**UT*** = 240V
RC40	**ERC40**	18.5kW	22kW	30-40A	/IS	/AM	/S	**N** = 415V
RC50	**ERC50**	22kW	30kW	37-50A	/IS	/AM	/S	
RC65	**ERC65**	30kW	37kW	48-65A	/IS	/AM	/S	**SF** = 550V
RC80	**ERC80**	37kW	45kW	63-80A	/IS	/AM	/S	

* Starter c/w Control Transformer. To specify Control Transformer primary voltage add: **4** (400V), **5** (550V).

*Add optional brand:
D - DEHN, **S** - SALTEK

Note:
The selection of optional extras may impact on the enclosure size.
For accurate quotation please contact our panel shop.

Optional Extras - for Enclosed DOL Starters **ELC** Series & Reversing Starters **ERC** Series

Code	Description	Code	Description
EFS01	Ammeter selector switch Up to 18.5kW	**EFS11***	Surge Protection - 3-phase+N, 40kA
EFS02	Ammeter selector switch 22kW+	**EFS12**	Emergency Stop
EFS03	Voltmeter 72x72, c/w fuses (IP45)	**EFS13**	Man/Off/Auto selector
EFS04	Voltmeter selector switch	**EFS14**	Man/Off/Auto sel + 24VAC field circuit
EFS05	Running Hour Meter 48x48	**EFS15**	Pilot light - Run - Green
EFS07	Surge Protection - 3-phase, 5kA	**EFS16**	Pilot Light - Trip - Amber
EFS08	Surge Protection - 3-phase+N, 5kA	**EFS17**	Pilot Light - Power On - Red
EFS10*	Surge Protection - 3-phase, 40kA	**EFS18**	Phase Failure Relay

©ACDC Dynamics

STAR-DELTA STARTERS



Open Type



EDC-Type - Plastic Enclosed



EDC-Type - Steel Enlosed

Star-Delta Starters - Complete with mechanical and electrical interlocks, thermal overload relay and electronic timer. Steel enclosure **IP45** or Polycarbonate Enclosure **IP45**. Enclosed starters can be customised by adding items from the **Optional Extras** table shown below. Control fuses fitted on enclosed starters ≥ 5.5kW.

Open Starter	Enclosed Starter	Motor kW @400VAC	Motor kW @550VAC	Overload Range	Standard Options			Encl. Material*	Coil Voltage
					Circuit Breaker	Isolator	Ammeter		
DC009A	EDC009A	4kW	5.5kW	4-6A	/CB	/IS	/AM	/P or /S	B = 24V
DC009B	EDC009B	5.5kW	7.5kW	5.5-8A	/CB	/IS	/AM	/P or /S	BT* = 24V
DC009	EDC009	7.5kW	11kW	7-10A	/CB	/IS	/AM	/P or /S	F = 110V
DC012	EDC012	11kW	15kW	9-13A	/CB	/IS	/AM	/P or /S	FT* = 110V
DC018	EDC018	15kW	18.5kW	12-18A	/CB	/IS	/AM	/P or /S	U = 240V
DC025	EDC025	18.5kW	22kW	17-25A	/CB	/IS	/AM	/P or /S	UT*= 240V
DC032	EDC032	22kW	30kW	23-32A	/CB	/IS	/AM	/P or /S	N = 415V
DC038	EDC038	30kW	37kW	28-36A	/CB	/IS	/AM	/P or /S	SF = 550V
DC040A	EDC040A	37kW	45kW	37-50A	/CB	/IS	/AM	/S	
DC050	EDC050	45kW	55kW	37-50A	/CB	/IS	/AM	/S	
DC065	EDC065	55kW	75kW	48-65	/CB	-	/AM	/S	
DC080	EDC080	75kW	90kW	63-80A	/CB	/IS	/AM	/S	
DC095	EDC095	90kW	110kW	80-93A	/CB	/IS	/AM	/S	
DC115	EDC115	110kW	132kW	100-160A	/CB	-	/AM	/S	B = 24V
DC150	EDC150	132kW	160kW	100-160A	/CB	/IS	/AM	/S	BT* = 24V
DC185	EDC185	160kW	200kW	125-200A	/CB	/IS	/AM	/S	F = 110V
DC225	EDC225	220kW	250kW	160-250A	/CB	/IS	/AM	/S	FT* = 110V
DC265	EDC265	250kW	315kW	200-315A	/CB	/IS	/AM	/S	P = 230V
DC330	EDC330	315kW	400kW	250-400A	/CB	-	/AM	/S	PT* = 230V
DC400	EDC400	375kW	450kW	315-500A	/CB	/IS	/AM	/S	V = 400V
									SF = 550V

* Change **/P** (Plastic) or **/S** (Steel) if required. Enclosed Dimensions shown are for standard option.
* Starter c/w Control Transformer. To specify Control Transformer primary voltage add: **4** (400V), **5** (550V).
Note: The selection of optional extras may impact the enclosure size. For accurate quotation contact our panel shop.
Note: When requesting a price or when ordering a starter with optional extras, order the optional extra as a separate line.
Order example: 1) 4kW, 400V, with Isolator,Ammeter, Hour Meter, Phase Failure monitor, Steel enclosure, 240V coil.
Item 1: **EDC009/IS/AM/S U** Item 2: **EFS05** Item 3: **EFS18**
For Standard Enclosure Size visit the ACDC website.

WITH PFC



Note: Star-Delta starters with power factor correction are only available in ventilated steel enclosures. Compensation is calculated for 4 pole motors only, to meet or exceed 0.95 PF.

Star-Delta with Static Power Factor Correction (PFC) IP42

Complete with isolator, ammeter, mechanical and electrical interlocks, thermal overload relay, 2 x electronic timers, cooling fans, HRC control fuses, capacitor switching contactor and 3PH capacitor. Starters can be customised by adding items from the **Optional Extras** table shown below.

Code	Motor Kw @400VAC	Overload Range	Compensation @400V	Coil Voltage	Standard Encl. Size L x W x H
EDCP018	15kW	12 - 18A	4 kVAr		800 x 600 x 320
EDCP025	18.5kW	17 - 25A	6 kVAr	F = 110V	800 x 600 x 320
EDCP032	22kW	23 - 32A	8,5 kVAr		800 x 600 x 320
EDCP038	30kW	28 - 36A	10,5 kVAr		800 x 600 x 320
EDCP040A	37kW	37 - 50A	13 kVAr	U = 240V	800 x 600 x 320
EDCP050	45kW	37 - 50A	13 kVAr		800 x 600 x 320
EDCP065	55kW	48 - 65A	17 kVAr		800 x 600 x 320
EDCP080	75kW	63 - 80A	22 kVAr	N = 415V	800 x 600 x 320
EDCP095	90kW	80 - 93A	26 kVAr		1000 x 800 x 320
EDCP115	110kW	100 - 160A	29 kVAr	F = 110V P = 230V V = 400V	1200 x 800 x 320
EDCP150	132kW	100 - 160A	32 kVAr		1200 x 800 x 320

Optional Extras - for Enclosed Starters

Code	Description	Code	Description
EFS01	Ammeter selector switch Up to 18.5kW	EFS11*	Surge Protection - 3-phase+N, 40kA
EFS02	Ammeter selector switch 22kW+	EFS12	Emergency Stop Pushbutton
EFS03	Voltmeter 72x72, c/w fuses (IP45)	EFS13	Man/Off/Auto selector
EFS04	Voltmeter selector switch	EFS14	Man/Off/Auto sel + 24VAC field circuit
EFS05	Running Hour Meter 48x48	EFS15	LED Pilot Light - Run - Green
EFS07	Surge Protection - 3-phase, 5kA	EFS16	LED Pilot Light - Trip - Amber
EFS08	Surge Protection - 3-phase + N, 5kA	EFS17	LED Pilot Light - Power On - Red
EFS10*	Surge Protection - 3-phase, 40kA	EFS18	Phase Failure Relay **SPR3**

*Add optional brand: **D** - DEHN, **S** - SALTEK

Note: The selection of optional extras may impact on the enclosure size. For accurate quotation please contact our panel shop.

©ACDC Dynamics

VACUUM CONTACTORS


CKJ11-160


CKJ11-400


CKJ11-250


CKJ11-630

Vacuum Contactors - 3P

Code	Rated Current	Rated Voltage	Rated Making Capacity	Rated Breaking Capacity	Auxiliary Contacts	Mecha-nical Life	Electrical Life	Pick-Up Power (W)	Hold Power (W)
CKJ11-160/1.5-*	160A	1.5kV	1600A	1280A	3NO/1NC	1 000 000	60 000	265W	30W
CKJ11-250/1.5-*	250A	1.5kV	2500A	2000A	3NO/1NC	1 000 000	60 000	265W	30W
CKJ11-400/1.5-*	400A	1.5kV	4000A	3200A	4NO/1NC	1 000 000	60 000	342W	38W
CKJ11-630/3.6-*	630A	3.6kV	6300A	5000A	4NO/2NC	1 000 000	60 000	400W	45W

*Add Control Voltage to code: **110V**, **230V**, **400V** - All sizes supplied with auxiliary contacts

2 POLE CONTACTORS


TCDP

2 Pole Contactors - Suitable for air conditioners

Code	Rating A (AC1)	No. of Poles	Terminals
TCDP202-*	20A	2 N/O	Screw/PushOn
TCDP302-*	30A	2 N/O	Screw/PushOn
TCDP402-*	40A	2 N/O	Screw/PushOn

*Add coil voltage: **B** = 24VAC, **F** = 110VAC, **M** = 240VAC, **Q** = 400VAC

Heavy Duty Relay			
G7LB-2A*	25A	2 N/O	Clamp

*Add coil voltage: **B** = 24VAC, **F** = 110VAC, **M** = 230VAC


G7LB-2A

MINI CONTACTORS



Code	Auxiliary Contacts	Max ratings for application of 3-phase motors - AC3		Max ratings for application on resistive heating loads - AC1
FDC-K0910*	N/O	9A@400V	4kW@400V	20A@400V
FDC-K0901*	N/C	9A@400V	4kW@400V	20A@400V

*Add coil voltage: **B** = 24VAC, **F** = 110VAC, **M** = 230VAC, **Q** = 400VAC

Spare Coil Code FDC-D2* *Add voltage: **B** = 24VAC, **F** = 110VAC, **M** = 230VAC, **Q** = 400VAC

MOTOR START PUSH BUTTONS

Direct Motor Starters for Three Phase Motors

Rated Volts: 550VAC
Cable Entry: 20mm
IP42



IP42



Code	SP-315	SP-330	SY-315	SY-330
Rated Current	15A	30A	15A	30A
Rated Power	0-2.2kW	0-3.7kW	0-2.2kW	0-3.7kW
Mounting	Surface	Surface	Flush	Flush
Material	Steel	Steel	Steel	Steel

	Single Phase				Three Phase
	IP55 	IP55 	IP55 	IP55 	IP55 
Code	SDZ-6A	SDZ-6B	SDZ-6E	SDZ-08B	SDZ08-8
Rated Current	15A	15A	15A	15A	12A (AC-3)
Rated Power	2.2kW (AC-3)	2.2kW (AC-3)	2.2kW (AC-3)	2.2kW (AC-3)	3PH 400VAC
Cutout Size	50 x 23mm	50 x 23mm	46 x 22mm	Surface Mount	Surface Mount

• Power Failure Protection • Under Voltage Protection

©ACDC Dynamics

NEW

MANUAL MOTOR STARTERS

Standard:
IEC/EN 60947-2
IEC60947-4-1
For dimensions, check the datasheet on our ACDC website



CS2-32 Rotary



CS2-32 Push Button



CS2-80P

CS2 Motor Protection Circuit Breaker - Rated Voltage: 690VAC

Code Rotary	Code Push Buttons	Rated Current	Ultimate Breaking Capacity Icu		Short-Circuit Breaking Capacity Ics		Rated Motor Power	
			@ 415 VAC	@ 690 VAC	@ 415 VAC	@ 690 VAC	@ 415 VAC	@ 690 VAC
CS2-3201R	CS2-3201P	0,1-0,16A	100kA	100kA	100kA	100kA	-	-
CS2-3202R	CS2-3202P	0,16-0,25A	100kA	100kA	100kA	100kA	0,06kW	-
CS2-3203R	CS2-3203P	0,25-0,4A	100kA	100kA	100kA	100kA	0,09kW	-
CS2-3204R	CS2-3204P	0,4-0,63A	100kA	100kA	100kA	100kA	0,18kW	0,37kW
CS2-3205R	CS2-3205P	0,63-1A	100kA	100kA	100kA	100kA	0,37kW	0,55kW
CS2-3206R	CS2-3206P	1-1,6A	100kA	100kA	100kA	100kA	0,55kW	1,1kW
CS2-3207R	CS2-3207P	1,6-2,5A	100kA	3kA	100kA	2,25kA	0,75kW	1,5kW
CS2-3208R	CS2-3208P	2,5-4A	100kA	3kA	100kA	2,25kA	1,5kW	2,2kW
CS2-3210R	CS2-3210P	4-6,3A	100kA	3kA	100kA	2,25kA	2,2kW	4kW
CS2-3214R	CS2-3214P	6,3-10A	100kA	3kA	100kA	2,25kA	4kW	7,5kW
CS2-3216R	CS2-3216P	9-14A	15kA	3kA	7,5kA	2,25kA	5,5kW	11kW
CS2-3220R	CS2-3220P	13-18A	15kA	3kA	7,5kA	2,25kA	7,5kW	15kW
CS2-3221R	CS2-3221P	17-23A	15kA	3kA	6kA	2,25kA	9kW	18,5kW
CS2-3222R	CS2-3222P	20-25A	15kA	3kA	6kA	2,25kA	11kW	15kW
CS2-3232R	CS2-3232P	24-32A	10kA	3kA	5kA	2,25kA	15kW	22kW
-	CS2-8025P	16-25A	15kA	2kA	7,5kA	2kA	11kW	18,5kW
-	CS2-8040P	25-40A	15kA	2kA	7,5kA	2kA	18,5kW	30kW
-	CS2-8063P	40-63A	15kA	2kA	7,5kA	2kA	30kW	45kW
-	CS2-8080P	56-80A	15kA	2kA	7,5kA	2kA	37kW	55kW

Accessories



CS2-UV CS2-SH CS2-FA



CS2-AN CS2-AU



CS2-AE



CS2-MC

Code	Description	Frame Size
Undervoltage Trip (UVT) - Operating range : 35-70% of rated voltage		
CS2-UV110	Rated voltage: 110-115VAC 50HZ	CS2-32
CS2-UV220	Rated voltage: 220-240VAC 50HZ	CS2-32
CS2-UV415	Rated voltage: 415VAC 50HZ	CS2-32
Shunt Trip - Operating range : 70-110% of rated voltage		
CS2-SH110	Rated voltage: 110-115VAC 50HZ	CS2-32
CS2-SH220	Rated voltage: 220-240VAC 50HZ	CS2-32
CS2-SH415	Rated voltage: 415VAC 50HZ	CS2-32
Alarm + Auxiliary Contact		
CS2-FA0110	Aux: 1NC (6A) Alarm: 1NO(2.5A)	CS2-32
CS2-FA0101	Aux: 1NC (6A) Alarm: 1NC(2.5A)	CS2-32
CS2-FA1010	Aux: 1NO (6A) Alarm: 1NO(2.5A)	CS2-32
CS2-FA1001	Aux: 1NO (6A) Alarm: 1NC(2.5A)	CS2-32
Auxiliary contacts		
CS2-AE20	Front mount 2NO(2.5A)	CS2-32
CS2-AE11	Front mount 1NO+1NC(2.5A)	CS2-32
CS2-AN20	Side mount 2NO(2.5A)	CS2-32
CS2-AN11	Side mount 1NO+1NC(2.5A)	CS2-32
CS2-AU20	Side mount 2NO(6A)	CS2-80
CS2-AU11	Side mount 1NO+1NC(6A)	CS2-80
Enclosure		
CS2-MC	Surface mounting enclosure IP55	

©ACDC Dynamics

MOTOR PROTECTION CIRCUIT BREAKER MPCB

Motor Protection Circuit Breaker - 32A Frame - High Breaking Capacity



Code	Rated Operational Current Ie [A]	Thermal Release Adjustment Range [A]	Magnetic Release Operating Current [A]	400/415V		3-phase [kW] (50/60Hz)			
				Icu [kA]	Ics [kA]	230V	400V	500V	690V
TCMS-32H 0.16	0.16	0.1-0.16	2.1	100	100	-	0.02	-	-
TCMS-32H 0.25	0.25	0.16-0.25	3.3	100	100	0.03	0.06	-	-
TCMS-32H 0.4	0.4	0.25-0.4	5.2	100	100	0.06	0.09	-	-
TCMS-32H 0.63	0.63	0.4-0.63	8.2	100	100	0.09	0.12	0.25	0.25
TCMS-32H 1	1	0.63-1.0	13	100	100	0.12	0.25	0.37	0.55
TCMS-32H 1.6	1.6	1.0-1.6	20.8	100	100	0.25	0.55	0.55/0.75	1.1
TCMS-32H 2.5	2.5	1.6-2.5	32.5	100	100	0.37	0.75	1.1	1.5
TCMS-32H 4	4	2.5-4.0	52	100	100	0.75	1.5	1.5/2.2	3
TCMS-32H 6	6	4-6	78	100	100	1.5	2.2	3	4
TCMS-32H 8	8	5-8	104	100	100	1.5	3	3.7	5.5
TCMS-32H 10	10	6-10	130	100	100	3	4	4/5.5	7.5
TCMS-32H 13	13	9-13	169	100	100	3	5.5	7.5	11
TCMS-32H 17	17	11-17	221	50	38	4	7.5	11	11
TCMS-32H 22	22	14-22	286	50	38	4	7.5	11	15
TCMS-32H 26	26	18-26	338	50	38	5.5	11	15	18.5
TCMS-32H 32	32	22-32	416	50	38	7.5	15	18.5	22

Motor Protection Circuit Breaker - 63A Frame - High Breaking Capacity



Code	Rated Operational Current Ie [A]	Thermal Release Adjustment Range [A]	Magnetic Release Operating Current [A]	400/415V		3-phase [kW] (50/60Hz)			
				Icu [kA]	Ics [kA]	230V	400V	500V	690V
TCMS-63H 32	32	22-32	416	50	50	7.5	15	18.5	22
TCMS-63H 40	40	28-40	520	50	50	7.5	18.5	22	30
TCMS-63H 50	50	34-50	650	50	50	11	22	30	45
TCMS-63H 63	63	45-63	819	50	50	15	30	37	55

Motor Protection Circuit Breaker - 100A Frame - High Breaking Capacity



Code	Rated Operational Current Ie [A]	Thermal Release Adjustment Range [A]	Magnetic Release Operating Current [A]	400/415V		3-phase [kW] (50/60Hz)			
				Icu [kA]	Ics [kA]	230V	400V	500V	690V
TCMS-100H 63	63	45-63	819	100	50	15	30	37	55
TCMS-100H 75	75	55-75	975	100	50	22	37	45	63
TCMS-100H 90	90	70-90	1170	100	50	30	45	55	75
TCMS-100H 100	100	80-100	1300	100	50	30	45	63	90

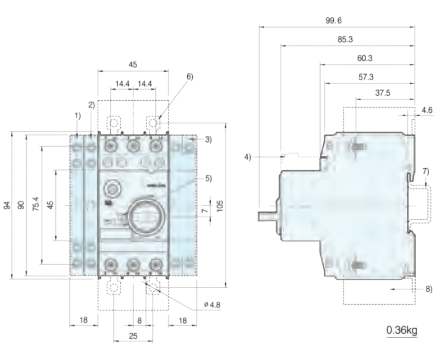

TCMS-32H

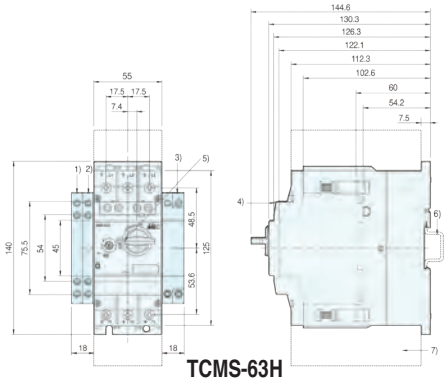
TCMS-63H

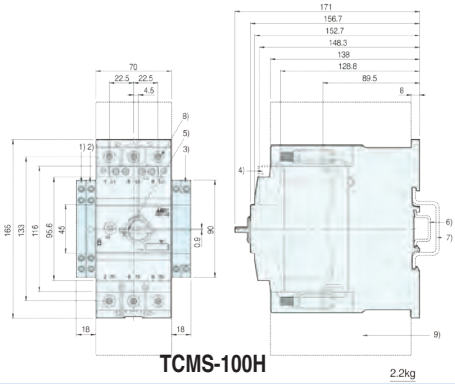

TCMS-100H

©ACDC Dynamics

MOTOR PROTECTION CIRCUIT BREAKER MPCB



Accessories



TFX



TLX



TLA, TLAM

Code	Description
Auxiliary Contacts	
• **TFX** Front mounting Auxiliary contacts - One module per MPCB • **TLX** Left side mounting Auxiliary contacts - One module per MPCB • **TLX** modules can be stacked on top of **TLA** and **TLAM** alarm contacts	
TFX-11	Aux Switch for MPCB front mounting - 1NO1NC
TFX-20	Aux Switch for MPCB front mounting - 2NO
TFX-02	Aux Switch for MPCB front mounting - 2NC
TLX-11	Aux Switch for MPCB left side mounting - 1NO1NC
TLX-20	Aux Switch for MPCB left side mounting - 2NO
TLX-02	Aux Switch for MPCB left side mounting - 2NC
Alarm Contacts	
• Alarm contacts must be installed first when being used with **TLX** module • **TLA** and **TLAM** modules cannot be stacked together • Refer to diagram on left for maximum configuration	
TLA-11*	Trip Alarm Switch for MPCB left side mounting - 1NO1NC
TLA-20*	Trip Alarm Switch for MPCB left side mounting - 2NO
TLA-02*	Trip Alarm Switch for MPCB left side mounting - 2NC
TLAM-11	Magnetic Trip Alarm Switch for MPCB left side mounting - 1NO1NC
TLAM-20	Magnetic Trip Alarm Switch for MPCB left side mounting - 2NO
TLAM-02	Magnetic Trip Alarm Switch for MPCB left side mounting - 2NC

* Add **-63** to code for 63/100A frame

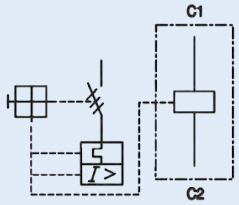



Shunt Release	
• Right side mounting • One right side mounting module per MPCB	
TRS-24V	24V ~ 28V 50Hz
TRS-110V	110V ~ 127V 50Hz
TRS-230V	220V ~ 230V 50Hz
TRS-400V	415V ~ 440V 50Hz

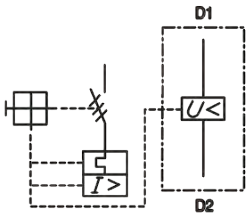



Undervoltage Release	
• Right side mounting • One right side mounting module per MPCB	
TRU-24V	24V ~ 28V 50Hz
TRU-110V	110V ~ 127V 50Hz
TRU-230V	220V ~ 230V 50Hz
TRU-400V	415V ~ 440V 50Hz

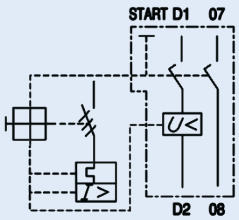



Undervoltage Release with Auxiliary	
• Right side mounting • Includes 2 NO Aux • One right side mounting module per MPCB	
TRUX-24V	24V - 28V 50Hz
TRUX-110V	110V ~ 127V 50Hz
TRUX-230V	220V ~ 230V 50Hz
TRUX-400V	415V ~ 440V 50Hz



Mounting Accessories	
TIB100	Insulation barrier for **TCMS-100**
EPH32-65S	**IP65** enclosure to accomodate **TCMS-32**
TDA32HA*	Direct adaptor used to connect **TCMS-32** directly with a mini contactor
TPIL32	Mounting lug for **TCMS-32**
MU45*	Mounting unit to connect **TCMS-32** with a mini contactor
MEH32-115	Pad-lockable vari-depth rotary handle for use with **TCMS-32**
MEH63-115	Pad-lockable vari-depth rotary handle for use with **TCMS-63**
MEH100-115	Pad-lockable vari-depth rotary handle for use with **TCMS-100**

*Items used for Type 2 co-ordination (See Chart in Technical Section).

©ACDC Dynamics

AC CONTACTORS & OVERLOADS

3 & 4 Pole Contactors AC Coil

with Front Dust Cover

CB Certification

All ratings are for ambient temperature upto 40°C and 2000m above sea level.

D09-D95 supplied with wide range coils






Code* 1N/O Aux	TC1-	D0910	D1210	D1810	D2210	D2510	D3210	D3810	D40	D50	D65	D80	D95
Code* 1N/C Aux	TC1-	D0901	D1201	D1801	D2201	D2501	D3201	D3801	1NO+1NC	1NO+1NC	1NO+1NC	1NO+1NC	1NO+1NC
Code* 4 Pole Contactors	TC1-	D09004	D12004	D18004	–	D25004	–	–	D40004	D50004	D65004	D80004	D95004
Code* 4 Pole 2NO/2NC	TC1-	D09008	D12008	–	–	D25008	–	–	D40008	D50008	D65008	D80008	D95008
Rated operating voltage	AC	690V	690V	690V	690V	690V	690V	690V	690V	690V	690V	690V	690V
AC1 Duty Resistive Load		25A	25A	32A	32A	40A	50A	50A	60A	80A	80A	125A	125A
AC3 Duty Current rating	400V	9A	12A	18A	22A	25A	32A	38A	40A	50A	65A	80A	95A
AC3 Duty Power rating	400V	4kW	5.5kW	7.5kW	11kW	11kW	15kW	18.5kW	18.5kW	22kW	30kW	37kW	45kW
	550V	5.5kW	7.5kW	11kW	12.5kW	15kW	18.5kW	18.5kW	22kW	30kW	37kW	45kW	55kW
	1000V	–	–	–	–	–	–	–	–	–	–	–	–
AC4 Duty 200K ops	400V	2.2kW	3.7kW	4kW	4.5kW	5.5kW	7.5kW	7.5kW	9kW	11kW	11kW	15kW	15kW
Star-Delta Power rating	400V	7.5kW	11kW	15kW	15kW	18.5kW	22kW	30kW	37kW	45kW	55kW	75kW	90kW
	550V	7.5kW	11kW	18.5kW	18.5kW	22kW	37kW	37kW	45kW	55kW	75kW	90kW	110kW
Generator Set	400V	17kVA	17kVA	22kVA	22kVA	27kVA	34kVA	38kVA	42kVA	55kVA	55kVA	85kVA	85kVA
Electrical life (million ops)	AC3	3.6	3.6	3.6	3.6	3.6	3.6	3.6	3.6	3.6	3.6	3.6	3.6
Power Dissipation/Pole	AC1	1.56W	1.56W	2.5W	2.5W	3.2W	5W	5W	5.4W	9.6W	6.4W	12.5W	12.5W
Coil Consumption Inrush/sealed	50Hz	60/7VA				90/7.5VA			200/20VA				
Cable Size required for AC 1 Duty	50/60Hz	4mm²	4mm²	6mm²	6mm²	10mm²	10mm²	10mm²	16mm²	25mm²	25mm²	35mm²	35mm²
Size H x W x D - 3 Pole	mm	74 x 45 x 80				84 x 56 x 93			127 x 75 x 114			127 x 85 x 125	
Mounting Rail	DIN	35mm				35mm			35/70mm			35/70mm	

Spare Coils

Code	TX1-D2*	TX1-D4*	TX1-D6*
Coil Voltages*			
J = 12V 50/60Hz (10.2-13.2V)			
B = 24V 50/60Hz (20.4-26.4V)			
E = 48V 50/60Hz (41-53V)			
F = 110V 50/60Hz (77-121V)			
U = 240V 50Hz (170-280V)	N = 415V 50Hz (352-465V) S = 500V 50Hz (425-550V) SF = 550V 50Hz (467-605V)		

Thermal Overload Relays





Code	Range	kW@400V
TR2-D09303	0.25 - 0.40A	0.06-0.9kW*
TR2-D09304	0.40 - 0.63A	0.12-0.18kW*
TR2-D09305	0.63 - 1.00A	0.25-0.37kW*
TR2-D09306	1.00 - 1.60A	0.55kW
TR2-D09307	1.60 - 2.50A	0.75-1.1kW
TR2-D09308	2.50 - 4.00A	1.5kW
TR2-D09310	4.00 - 6.00A	2.2kW
TR2-D09312	5.50 - 8.00A	3.0kW
TR2-D09314	7.00 - 10.00A	4.0kW
TR2-D12316	9.00 - 13.00A	5.5kW
TR2-D18321	12.00 - 18.00A	7.5kW

* Check Motor Rating Plate First

Code	Range
TR2-D25322 (11kW@400V)	17 - 25A
TR2-D32353 (15kW@400V)	23 - 32A
TR2-D32355 (18.5kW@400V)	28 - 36A

Code	Range	kW@400V
TR2-D40353	23 - 32A	15kW
TR2-D40355	30 - 40A	18.5kW
TR2-D65357	37 - 50A	22kW
TR2-D65359	48 - 65A	25 - 30kW
TR2-D65361	55 - 70A	30 - 37kW
TR2-D80363	63 - 80A	37kW
TR2-D95365	80 - 93A	45kW

©ACDC Dynamics

1000V CONTACTORS & OVERLOADS

World class accreditation
UL508-17th edition
CSA22.2 No.14-95
CB Certification





780A



LC1-FDP...

115A	150A	185A	225A	265A	330A	400A	500A	630A	780A*
Use same auxillaries as TC1 contactors. Each contactor accepts up to 2 add-on units. Refer to **page 3**									
1154A	**1504A**	**1854A**	**2254A**	**2654A**	**3304A**	**4004A**	**5004A**	**6304A**	**7804A***
-	-	-	-	-	-	-	-	-	-
1000V	1000V	1000V	1000V	1000V	1000V	1000V	1000V	1000V	1000V
200A	250A	275A	315A	350A	400A	500A	700A	1000A	1600A
115A	150A	185A	225A	265A	330A	400A	500A	630A	780A
55kW	75kW	90kW	110kW	132kW	160kW	200kW	250kW	335kW	400kW
75kW	90kW	110kW	129kW	160kW	200kW	257kW	355kW	400kW	450kW
65kW	75kW	100kW	100kW	147kW	160kW	185kW	335kW	450kW	450kW
18.5kW	22kW	40kW	45kW	55kW	63kW	75kW	80kW	100kW	110kW
110kW	132kW	160kW	200kW	250kW	315kW	375kW	–	–	–
132kW	160kW	220kW	250kW	315kW	375kW	425kW	–	–	–
135kVA	165kVA	185kVA	225kVA	240kVA	280kVA	350kVA	475kVA	680kVA	1100kVA
2.4	2.4	2.4	2.4	2.4	2.4	2.4	2.4	1.2	0.8
18W	25W	26W	-	39W	-	70W	88W	120W	250W
550/45VA	550/45VA	805/55VA	805/55VA	1200/95VA	700/10VA	1075/15VA	1100/18VA	1650/22VA	2100/50VA
50mm²	70mm²	95mm²	Flexibar 24 x 4mm	Flexibar 24 x 4mm	Flexibar 24 x 4mm	Flexibar 24 x 5mm	Flexibar 24 x 5mm	Flexibar 24 x 10mm	Flexibar 50 x 5mm
162 x 164 x 173		174 x 169 x 185	197 x 169 x 185	203 x 202 x 207	206 x 206 x 223	206 x 213 x 226	238 x 233 x 238	304 x 309 x 260	434 x 702 x 250
Chassis Mounted									

*** 2 x Coils -** *Coils to be Ordered Separately*

AC Coils

Code	LX1-FF*	LX1-FG*	LX1-FH2*	LX1-FJ*	LX1-FK*	LX1-FL*	LX1-FX*

Coil Voltages*

B = 24V 50Hz (20.4-26.4V)
E = 48V 50Hz (41-53V)
F = 110V 50Hz (77-121V)
P = 230V 50Hz (195-253V)
V = 400V 50Hz (340-440V)
S = 500V 50Hz (425-550V)
SF = 550V 50Hz (467-605V)



LX1 Coil

Overload Base Plate

DIN or Screw Mount



Code	To Fit Overload Sizes	
TA7-D0964	From	TR2-D09301
	To	TR2-D25322
TA7-D3264	From	TR2-D32353
	To	TR2-D32355
TA7-D4064	From	TR2-D40353
	To	TR2-D95365



Thermal Overload Relays

Internal CT's, Separate Mounting, 1000V Rated

Code	Range	Motor@400V
LR1-F(M)105	65 - 105A	37 - 55kW
LR1-F160	100 - 160A	75 - 90kW
LR1-F200	125 - 200A	90 - 110kW
LR1-F250	160 - 250A	110 - 132kW
LR1-F315	200 - 315A	132 - 160kW
LR1-F400	250 - 400A	160 - 220kW
LR1-F500	315 - 500A	200 - 250kW
LR1-F630	400 - 630A	250 - 375kW



Electronic Overload Relays

Internal CT's, Separate Mounting, 1000V Rated

Code	Range	Motor@400V
LR9-F5367	60-100A	90 - 110kW
LR9-F5369	90-150A	110 - 132kW
LR9-F5371	132-220A	132 - 160kW
LR9-F7375	200-330A	160 - 220kW
LR9-F7379	300-500A	200 - 250kW
LR9-F7381	380-630A	250 - 375kW

For more electronic overloads, see pages 6.21-6.25

©ACDC Dynamics

CONTACTORS & CONTROL RELAYS

3 Pole Contactors DC Coils

D09-D80 supplied with coil






Code* 1N/O Aux	TP1-	D0910*	D1210*	D1810*	D2510*	D3210*	D4011*	D5011*	D6511*	D8011*
Code* 1N/C Aux	TP1-	D0901*	D1201*	D1801*	D2501*	D3201*	1NO+1NC	1NO+1NC	1NO+1NC	1NO+1NC
AC3 Rated Power @ 400V		4kW	5.5kW	7.5kW	11kW	15kW	18.5kW	22kW	30kW	37kW
Coil Consumption		9W	9W	9W	11W	11W	22W	22W	22W	22W
Mechanical Life (million ops)		30	30	30	25	25	20	20	20	20
Dimensions H x W x D mm		74 x 45 x 115			84 x 56 x 130		127 x 75 x 168			127 x 85 x 181



Spare Coils

Code	TX4-D2*	TX4-D4*	LX4-D40*	LX4-D80*

* Voltage DC **JD** = 12VDC **BD** = 24VDC **ED** = 48VDC **FD** = 110VDC **MD** = 220VDC

Contactors for 3 Phase PF Correction Capacitors

Internal diagram of Contactor

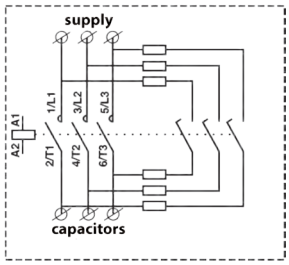

Conforms to AC6b IEC 60947-4-1

D12K-D75K supplied with coil




Code* 1N/O + 1N/C	TC1-	D12K11*	D16K11*	D20K11*	D25K11*	D33K12*	D40K12*	D60K12*	D75K12*
Code* 2N/C	TC1-	D12K02*	D16K02*	D20K02*	D25K02*	1NO+2NC	1NO+2NC	1NO+2NC	1NO+2NC
Rated operating voltage		690V	690V	690V	690V	690V	690V	690V	690V
Capacitor switching	**400V**	12.5kVAr	16.7kVAr	20kVAr	25kVAr	33.3kVAr	40kVAr	60kVAr	75kVAr

* Add Coil Voltage **F** = 110V 50/60Hz **U** = 240V 50Hz **N** = 415V 50Hz

Reversing Contactors (Wide range of AC coils)



Code	AC3 400V	Aux Contacts
TC2-D0901*	4kW	1N.C.
TC2-D1201*	5.5kW	1N.C.
TC2-D1801*	7.5kW	1N.C.
TC2-D2501*	11kW	1N.C.
TC2-D3201*	15kW	1N.C.
TC2-D4011*	18.5kW	1N.O. + 1N.C.
TC2-D5011*	22kW	1N.O. + 1N.C.
TC2-D6511*	30kW	1N.O. + 1N.C.
TC2-D8011*	37kW	1N.O. + 1N.C.
TC2-D9511*	45kW	1N.O. + 1N.C.

* Coil Voltage AC **J** = 12V 50Hz (9-32A only) **B** = 24V 50/60Hz **E** = 48V 50/60Hz **F** = 110V 50/60Hz **U** = 240V 50Hz **N** = 415V 50Hz **SF** = 550V 50Hz **V** = 400V 50Hz **P** = 230V 50Hz **S** = 500V 50Hz

AC Control Relays



Code	Contacts
TCA2-DN22*	2N.O. + 2N.C.
TCA2-DN31*	3N.O. + 1N.C.
TCA2-DN40*	4N.O.

Uc = 12-600V
Ith = 10A
Max ops per sec = 3
Mechanical life:
50Hz coil 20m ops
50/60Hz coil 30m ops

DC Control Relays



Code	Contacts
TCA3-DN22*	2N.O. + 2N.C.
TCA3-DN31*	3N.O. + 1N.C.
TCA3-DN40*	4N.O.

Uc = 12-600V
Ith = 10A
Max ops per sec = 3
Mechanical life:
DC coil 30m ops

* Coil Voltage DC **JD** = 12VDC **BD** = 24VDC **ED** = 48VDC **FD** = 110VDC **MD** = 220VDC

MOTOR CONTROL & MOTORS

©ACDC Dynamics

ACCESSORIES




Auxiliaries - Top Mount

Fits directly onto all T & F range contactors & TCA2 Relays

Code	Description
TA1-DN11	1N.O. + 1N.C.
TA1-DN02	2N.C.
TA1-DN20	2N.O.
TA1-DN22	2N.O. + 2N.C.
TA1-DN13	1N.O. + 3N.C.
TA1-DN31	3N.O. + 1N.C.
TA1-DN40	4N.O.
TA1-DN04	4N.C.



Auxiliaries - Side Mount

T Range Contactors from 9Amp to 38Amp frame sizes and TCA2 and TCA3 Relays only

Code	Description
TA8-DN11	1N.O. + 1N.C.
TA8-DN20	2N.O.



Horizontal Mechanical Interlocks

T Range only

Code	For use with Contactors
CA9-D10	TC1-D09 to D38 c/w 2N.C.
TA9-D09978	TC1-D09 to D38 & TCA2
TA9-D50978	TC1-D40 to D65
TA9-D80978	TC1-D80 to D95



Coil Suppressor

Code	For use with Contactors
TA9-AMOV980E	D09 to D95 24-48VAC/DC
TA9-AMOV980U	D09 to D95 110-240VAC/DC
TA9-RC980N	D09 to D95 380-440VAC





Pneumatic Timers

Fits directly onto all T & F Range Contactors & TCA2 Relays

Code	Description	
TA2-DT2	Delay On	0-30sec
TA2-DT4		0-180sec
TA3-DR2	Delay Off	0-30sec
TA3-DR4		0-180sec
TA2-DS2	S/Delta	1-30sec*

*With 40ms pause between Star opening & Delta closing.



Mechanical Latching Block

Fitted with 230VAC release coil

Code	For use with Contactors
LA6-DK01 P	D09 to D32 contactors and TCA2 relays

T-Range



1 set

Rev/S-D Power Kits - Set of 6

Code	For use with Contactors
TA9-D1269	TC1-D09 to D12
TA9-D1869	TC1-D18 & D22
TA9-D2569	TC1-D25
TA9-D3269	TC1-D32 & D38
TA9-D6569	TC1-D40 to D65
TA9-D8069	TC1-D80 to D95

F Range Accessories



Set of 6







F Range Contactor Size	Reversing/Star-Delta Busbar Kits	Star Point Bridge	Horizontal Mechanical Interlocks	Vertical Mechanical Interlocks	Contact Kits (No. of Poles)	ARC Chambers (No. of Poles)
115A	LA9-F115CL	LA9-F115SP	LA9-FF970	LA9-FF971	LA5-FF431-F115(3)	LA5-FDP11550(3)
150A	LA9-F150CL	LA9-F185SP	LA9-FF970	LA9-FF971	LA5-FF431-F150(3)	LA5-FDP15050(3)
185A	LA9-F185CL	LA9-F185SP	LA9-FG970	LA9-FG971	LA5-FG431-F185(3)	LA5-FDP18550(3)
225A	LA9-F225CL	LA9-F400SP	LA9-FG970	LA9-FG971	LA5-FG431-F225(3)	LA5-FDP22550(3)
265A	LA9-F265CL	LA9-F400SP	LA9-FJ970	LA9-FH971	LA5-FH431-F265(3)	LA5-FDP26550(3)
330A	LA9-F400CL	LA9-F400SP	LA9-FJ970	LA9-FH971	LA5-F400803-F330(3)	LA5-FDP33050(3)
400A	LA9-F400CL	LA9-F400SP	LA9-FJ970	LA9-FJ971	LA5-F400803-F400(3)	LA5-FDP40050(3)
500A	LA9-F500CL	LA9-F500SP	LA9-FJ970	LA9-FK971	LA5-F500803-F500(3)	LA5-FDP50050(3)
630A	LA9-F630CL	LA9-F630SP	LA9-FL970	LA9-FL971	LA5-F630803-F630(3)	LA5-FDP63050(3)
780A	–	–	–	LA9-FX970	LA5-F780801-F780(1)	LA5-FDP78050(1)

©ACDC Dynamics

MINI 3-POLE CONTACTORS & OVERLOAD RELAYS





Electronic Timer Coil Supressor



Auxiliary Contact configurations

Current AC3@415V	6A	9A	12A	16A
Code AC Coil 1N/O Aux	TC1-M0610*	TC1-M0910*	TC1-M1210*	TC1-M1610*
Code AC Coil 1N/C Aux	TC1-M0601*	TC1-M0901*	TC1-M1201*	TC1-M1601*
Code DC Coil 1N/O Aux	TP1-M0610*	TP1-M0910*	TP1-M1210*	TP1-M1610*
Code DC Coil 1N/C Aux	TP1-M0601*	TP1-M0901*	TP1-M1201*	TP1-M1601*
Rated operating voltage	690VAC	690VAC	690VAC	690VAC
AC1 Duty Resistive Load	20A	20A	20A	20A
AC3 Duty Current rating	6A@380/440V	9A@380/440V	12A@380/440V	16A@380/440V
AC3 Duty Power rating	2.2kW@380/440V	4kW@380/440V	5.5kW@380/440V	7.5kW@380/440V
AC3 Duty Power rating	3kW@500/550V	3.7kW@500/550V	4kW@500/550V	5.5kW@500/550V
Coil Consumption Inrush/sealed	32/6VA	32/6VA	32/6VA	32/6VA
Mechanical life (million ops)	12	12	12	12
Electrical life (million ops)	1	1	1	1
Size H x W x D	58 x 45 x 57mm	58 x 45 x 57mm	58 x 45 x 57mm	58 x 45 x 57mm
Mounting Rail	DIN / Chassis	DIN / Chassis	DIN / Chassis	DIN / Chassis

*Add coil voltage to code: **B** = 24VAC **E** = 48VAC **F** = 110VAC **M** = 220VAC **N** = 415VAC *DC Coil: **BD** = 24VDC **ED** = 48VAC



Aux & Coil Terminals Extended through overload
Ambient compensated -5°C to 40°C

Thermal Overload Relay for use with Mini Contactors - c/w 1NO+1NC Auxiliary Contacts

Code	Relay Range	KW @400V	Code	Relay Range	KW @400V
TR2-M0.14A	0.10-0.16A	-	TR2-M3.3A	2.5-4A	1.5kW
TR2-M0.21A	0.16-0.25A	-	TR2-M5A	4-6A	2.2kW
TR2-M0.33A	0.25-0.4A	0.06-0.9kW*	TR2-M6.5A	5-8A	3.kW
TR2-M0.52A	0.4-0.63A	0.12-0.15kW*	TR2-M7.5A	6-9A	4kW
TR2-M0.82A	0.63-1A	0.25kW-0.37kW*	TR2-M8.5A	7-10A	4.0kW
TR2-M1.3A	1-1.6A	0.55kW	TR2-M11A	9-13A	5.5kW
TR2-M2.1A	1.6-2.5A	0.75-1.1kW	TR2-M14A	12-16A	7.5kW

* Check Motor Rating Plate First

Automatic/Manual reset site selectable



TA1M40



TA1M20



TA8

Auxiliaries Top And Side Mount - Ith = 10A

Code	Contact Configuration	Mounting	Code	Contact Configuration	Mounting
TA1-M20	2NO	Front	TA1-M22	2NO + 2NC	Front
TA1-M11	1NO + 1NC	Front	TA1-M13	1NO + 3NC	Front
TA1-M02	2NC	Front	TA1-M04	4NC	Front
TA1-M40	4NO	Front	TA8-M01	1NC	Side
TA1-M31	3NO + 1NC	Front	TA8-M10	1N0	Side



Coil Supressor



TA9-M978

Accessories

Code	Description
TA9-M978	Mechanical Interlock for **TC1-M06-M16** for horizontal mounting
TA9-M980-1	Coil Supressor for 24-48VAC coils
TA9-M980-2	Coil Supressor for 60-127VAC coils
TA9-M980-3	Coil Supressor for 200-240VAC coils



AC Mini Control Relay - Ith = 20AUc = 690VAC

Code	Contact Configuration
TCA2-M22*	2NO + 2NC
TCA2-M31*	3NO + 1NC
TCA2-M40*	4NO
TCA2-M13*	1NO + 3NC
TCA2-M04*	4NC

*Add coil voltage to code: **B** = 24VAC **E** = 48VAC **F** = 110VAC **M** = 220VAC **N** = 415VAC

©ACDC Dynamics



7

CIRCUIT BREAKERS, FUSES & SWITCHGEAR

Ensure the safety and reliability of your electrical systems with our range of Circuit Breakers, Fuses & Switchgear. Our products are designed to provide robust protection against overloads and short circuits, safeguarding your equipment and maintaining continuous operation. From residential to industrial applications, our solutions offer dependable performance and peace of mind.

WINBREAK1 ADJUSTABLE MCCBs

- Conforms to IEC60947-2 I Suitable for Isolation
- Range 16A-400A 3 & 4 Pole
- Breaking capacity: 25kA 35/36kA 50kA
- Trip Free mechanism
- Neutral with 100% rated current I Bounce free contact structure
- Wide range of internal & external accessories
- Standard packing includes insulating phase barrier for line side and hardware
- Cascading and Discrimination available
- Type one and Type two co-ordination available
- Ui: 750V Uimp: 8kV



CSE1M125ATM3P-100A



CSE1M125ATM4P-100A



CSE2S250ATM3P-250A



CSE3S400ATM3P-320A

Dimensions: (W x H x D)

Frame 1: 3P - 92 x 150 x 81mm
4P - 123 x 150 x 81mm
Frame 2: 3P - 108 x 166 x 81mm
4P - 143 x 166 x 81mm
Frame 3: 3P - 150 x 260 x 110mm
4P - 198 x 260 x 110mm

Adjustable Thermal Magnetic Moulded Case Circuit Breakers

Code 3 Pole	Code 4 Pole	Breaking Capacity Icu@415VAC	Rated Current (A)	Frame
Adjustable Overload:80 - 100% - Adjustable Short Circuit: 5-10In, Ics = 100% Icu				
CSE1M125ATM3P-63A	CSE1M125ATM4P-63A	25KA	63 (50-63)	1
CSE1M125ATM3P-80A	CSE1M125ATM4P-80A		80 (64-80)	1
CSE1M125ATM3P-100A	CSE1M125ATM4P-100A		100 (80-100)	1
CSE1M125ATM3P-125A	CSE1M125ATM4P-125A		125 (100-125)	1
CSE2M250ATM3P-160A	CSE2M250ATM4P-160A		160 (128-160)	2
CSE2M250ATM3P-200A	CSE2M250ATM4P-200A		200 (160-200)	2
CSE2M250ATM3P-250A	CSE2M250ATM4P-250A		250 (200-250)	2
CSE3M400ATM3P-320A	CSE3M400ATM4P-320A		320 (256-320)	3
CSE3M400ATM3P-350A	CSE3M400ATM4P-350A		350 (280-350)	3
CSE3M400ATM3P-400A	CSE3M400ATM4P-400A		400 (320-400)	3
CSE1N125ATM3P-63A	CSE1N125ATM4P-63A	35KA	63 (50-63)	1
CSE1N125ATM3P-80A	CSE1N125ATM4P-80A		80 (64-80)	1
CSE1N125ATM3P-100A	CSE1N125ATM4P-100A		100 (80-100)	1
CSE1N125ATM3P-125A	CSE1N125ATM4P-125A		125 (100-125)	1
CSE2N250ATM3P-160A	CSE2N250ATM4P-160A		160 (128-160)	2
CSE2N250ATM3P-200A	CSE2N250ATM4P-200A		200 (160-200)	2
CSE2N250ATM3P-250A	CSE2N250ATM4P-250A		250 (200-250)	2
CSE3N400ATM3P-320A	CSE3N400ATM4P-320A	36KA	320 (256-320)	3
CSE3N400ATM3P-350A	CSE3N400ATM4P-350A		350 (280-350)	3
CSE3N400ATM3P-400A	CSE3N400ATM4P-400A		400 (320-400)	3
CSE3S400ATM3P-320A	CSE3S400ATM4P-320A	50KA	320 (256-320)	3
CSE3S400ATM3P-350A	CSE3S400ATM4P-350A		350 (280-350)	3
CSE3S400ATM3P-400A	CSE3S400ATM4P-400A		400 (320-400)	3
Adjustable Overload 80 - 100% - Adjustable Short Circuit 5-10In, Ics = 50% Icu				
CSE1S125FMU3P-16A	CSE1S125FMU4P-16A	50KA	16 (13-16)	1
CSE1S125FMU3P-20A	CSE1S125FMU4P-20A		20 (16-20)	1
CSE1S125FMU3P-25A	CSE1S125FMU4P-25A		25 (20-25)	1
CSE1S125FMU3P-32A	CSE1S125FMU4P-32A		32 (26-32)	1
CSE1S125FMU3P-40A	CSE1S125FMU4P-40A		40 (32-40)	1
CSE1S125FMU3P-50A	CSE1S125FMU4P-50A		50 (40-50)	1
CSE1S125ATM3P-63A	CSE1S125ATM4P-63A		63 (50-63)	1
CSE1S125ATM3P-80A	CSE1S125ATM4P-80A		80 (64-80)	1
CSE1S125ATM3P-100A	CSE1S125ATM4P-100A		100 (80-100)	1
CSE1S125ATM3P-125A	CSE1S125ATM4P-125A		125 (100-125)	1

©ACDC Dynamics

WINBREAK1 ADJUSTABLE MCCBs & ACCESSORIES

- IEC60947-2 Certified • Suitable for Isolation
- Adjustable over current Ir = 0.4 - 1 times In
- Adjustable short circuit 2 - 12 times Ir
- Built-in groundfault protection 20 - 100% of In
- Adjustable neutral overload protection: 50 - 100% of Ir
- Adjustable current imbalance protection available: 30-70% of Ir
- Provision of thermal memory: On/Off
- Communication: RS485 Modbus Protocol
- View last trip information I LCD: Display
- Ui: 750V, Uimp: 8kV

Dimensions: (W x H x D)

Frame 1: 3P - 92 x 150 x 81mm
4P - 123 x 150 x 81mm
Frame 2: 3P - 108 x 166 x 81mm
4P - 143 x 166 x 81mm



3 Pole - 100A



4 Pole - 40A



4 Pole - 63A

Adjustable Electronic - Microprocessor Release MCCBs

Code 3 Pole	Code 4 Pole	Breaking Capacity Icu @ 415VAC	Rated Current (A)	Size (Frame)
Adjustable Overload 40-100% - Adjustable Short Circuit 2-12Ir - ICS = 100% ICU				
CSE1N125ETM3P-40A	CSE1N125ETM4P-40A	35KA	16 - 40	1
CSE1N125ETM3P-63A	CSE1N125ETM4P-63A		25 - 63	1
CSE1N125ETM3P-100A	CSE1N125ETM4P-100A		40 - 100	1
CSE1N125ETM3P-125A	CSE1N125ETM4P-125A		50 - 125	1
CSE2N250ETM3P-160A	CSE2N250ETM4P-160A		63 - 160	2
CSE2N250ETM3P-200A	CSE2N250ETM4P-200A		80 - 200	2
CSE2N250ETM3P-250A	CSE2N250ETM4P-250A		100 - 250	2

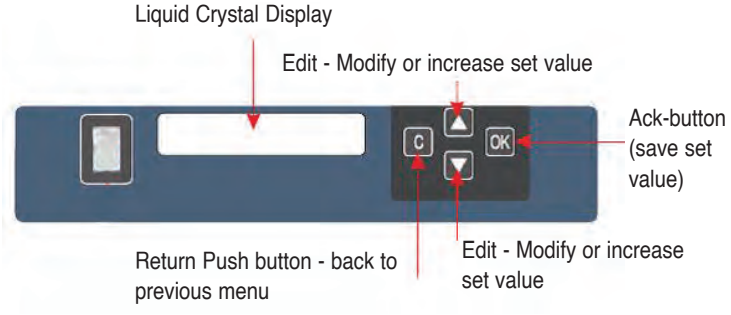



AXW1-3L



ALW1-R

Auxillary & Alarm Switches

Frame	Auxillary Switches		Alarm Switches	
	Left	Right	Left	Right
1, 2	AXW1-L	AXW1-R	ALW1-L	ALW1-R
3	AXW1-3L	AXW1-3R	ALW1-3L	ALW1-3R



STW1-220VAC/DC



UVTW-415VAC

Shunt & Under Voltage Trips

Frame	Shunt Trip (STW)	Under Voltage Trip
1, 2	STW1-24VDC	UVTW1-24VDC
	STW1-48VDC	UVTW1-48VDC
	STW1-110VDC	UVTW1-110VDC
	STW1-220VAC/DC	UVTW1-220VAC/DC
	STW1-415VAC	UVTW1-415VAC
3	STW1-3-24VDC	-
	STW1-3-48VDC	-
	STW1-3-110VDC	UVTW1-3-110VAC
	STW1-3-220VAC/DC	UVTW1-3-220VAC/DC
	STW1-3-415VAC	UVTW1-3-415VAC



EHW1-250

Panel Mount Rotary Operating Handles - Padlockable

Frame	Code c/w Shaft	Code Key Lock
1 (150mm Shaft)	EHW1-125	EXTKLWB1-125AF-T1
2 (150mm Shaft)	EHW1-250	EXTKLWB1-250AF-T1
3 (200mm Shaft)	EHW1-400	EXTKLWB1-400AF-T1



CSET2533

Extention Bars

Frame	Code 3 Pole	Code 4 Pole	Current Rating (A)
1	CSET1033	CSET1044	Up to 63A
1	CSET1033C	CSET1044C	Up to 125A
2	CSET2533	CSET2544	Up to 250A
3	CSETETW14033	CSETETW14044	Up to 400A

©ACDC Dynamics

WINBREAK FIXED MCCB

- IEC 60947-2 Certified I Positive Isolation
- Trip Free Mechanism
- Standard Packaging includes phase barriers for line side and hardware
- Cascading and Discrimination available
- Type one and Type two co-ordination available
- Ui: 750V, Uimp: 8kV


CSC2N3


CSC3H3


CSC4H4


CSC5H3


CSC6S4


ASW-6A


AXWC-T


UVTC


DHC100


DHCK100


EHC100


TCS13


CSET1033C

Dimensions: (W x H x D) 3P

Frame 1: 75 x 130 x 60mm
Frame 2: 90 x 155 x 60mm
Frame 3: 105 x 165 x 60mm
Frame 4: 140 x 257 x 109mm
Frame 5: 210 x 280 x 109mm
Frame 6: 220 x 400 x 105mm

Fixed Thermal & Magnetic Moulded Case Ciruit Breakers

Code 3 Pole	Code 4 Pole	Breaking Capacity Icu@415VAC	*Rated Current (A)	Frame
Fixed Overload - Fixed short circuit - Ics=100%Icu				
CSC1S3*	CSC1S4*	18kA	15,20,30,40,50	1
CSC2N3*	CSC2N4*		60,75,100	
CSC4N3*	CSC4N4*	26kA	150,175,200,250	3
CSC3S3*	CSC3S4*	37kA	15,20,30,40,50,60 75,100,125	2
CSC4S3*	CSC4S4*		150,175,200,250	3
CSC5N3*	CSC5N4*		300,350,400♦	4
CSC6N3*	CSC6N4*		500,630,700, 800	5
CSC3H3*	CSC3H4*	50kA	15,20,30,40,50,60, 75,100,125,	2
CSC4H3*	CSC4H4*		150,175,200,250	3
CSC5S3*	CSC5S4*		300,350,400♦	4
CSC5H3*	CSC5H4*	65kA	300,350,400♦	4
CSC6S3*	CSC6S4*		500,630,700,800	5
CSC7S3*	CSC7S4*	65kA	1000♦	6
CSC8S3*	CSC8S4*	Ics = 50% Icu	1200♦	
CSC5L3*	CSC5L4*	85kA	300,350,400♦	4
CSC6L3*	CSC6L4*		500,630,700,800	5
CSC7L3*	CSC7L4*	85kA	1000♦	6
CSC8L3*	CSC8L4*	Ics = 50% Icu	1200♦	

* Add Amps to Code. ♦Spreader Bar Included

Auxillary & Alarm Switches

Frame	Auxillary Switches (AX)		Alarm Switches (AL)	
	Left	Right	Left	Right
1, 2, 3	AXWC-R	AXWC-T	ALWC-R	ALWC-T
4, 5	ASW-6A	ASW-6A	ALSW-6A	ALSW-6A
6	ASW-7A	ASW-7A	ALSW-7A	ALSW-7A

Shunt & Under Voltage Trips (See the Short Form Catalogue for Maximum Configurations)

Frame	Shunt Trip (SHT)	Under Voltage Trip (UVT)
1, 2, 3	STC-24VAC/DC	UVTC-24VAC/DC
	STC-48VAC/DC	UVTC-48VAC/DC
	STC-100-130VAC/DC	UVTC-100-110VAC/DC
	STC-200-250VAC/DC	UVTC-200-220VAC/DC
	STC-380-450VAC	UVTC-380-400VAC
	STC-440-550VAC	UVTC-440-480VAC
4, 5	ST-6A-24-48VAC/DC	UVT-6A-100-125VAC
	ST-6A-100-220VDC	UVT-6A-100-110VDC
	ST-6A-100-240VAC	UVT-6A-200-240VAC
	ST-6A-380-550VAC	UVT-6A-380-400VAC
6	ST-7A-200-220VAC	UVT-7A-200-220VAC

Rotary Operating Handles - Padlockable

Frame	Direct Rotary Handle	Direct Rotary Handle with Key Lock	Extended Rotary Handle + Shaft
1	DHC100	DHCK100	EHC100 (470mm)
2	DHC125	DHCK125	EHC125 (470mm)
3	DHC250	DHCK250	EHC250 (470mm)
4	N70S	-	E70U (304mm)
5	-	-	E80U (304mm)

Terminal Covers - For Line & Load

Frame	3P Code	4P Code
1	TCS13	TCS14
2	TCS23	TCS24
3	TCS33	TCS34

Extention Bars - Supplied in half sets of 3 or 4

Frame	Code 3P	Code 4P	Current Rating (A)
1, 2	CSET1033	CSET1044	Up to 60A
1, 2	CSET1033C	CSET1044C	Up to 125A
3	CSET2533	CSET2544	Up to 250A
4	CSET8033	CSET8044	Up to 800A

©ACDC Dynamics

6KA CIRCUIT BREAKERS

Rated voltage: 240/415VAC
Thermal Magnetic Release
Rated Insulation Voltage Ui: 660V
Rated Impluse Voltage Uimp: 4kV
Integrated Lable Holder
Accepts Pin / Fork Busbar
Electrical and Mechanical life:
<32A - 30 000 operations
>32A - 10 000 operations
Energy limiting class: ELC3
Terminal Capacity: 35mm²
Ambient working Temperature:
-25°C to 55°C
60VDC capacity for 1P, 110VDC for 2P
DIN Modules: 1M = 17,5mm



CSMBS1C1X



CSMBS2C1X



CSMBS3C1X

6kA C-Curve Miniature Din Rail Circuit Breakers IP20 IEC60947-2 / VC8036

Amps	1 Pole Code 1M Wide	1P+N Code 2M Wide	2 Pole Code 2M Wide	3 Pole Code 3M Wide	4 Pole Code 4M Wide
1A	CSMBS1K1X	CSMBS1K1NX	CSMBS2K1X	CSMBS3K1X	CSMBS4K1X
2A	CSMBS1K2X	CSMBS1K2NX	CSMBS2K2X	CSMBS3K2X	CSMBS4K2X
3A	CSMBS1K3X	CSMBS1K3NX	CSMBS2K3X	CSMBS3K3X	CSMBS4K3X
4A	CSMBS1K4X	CSMBS1K4NX	CSMBS2K4X	CSMBS3K4X	CSMBS4K4X
5A	CSMBS1K5X	CSMBS1K5NX	CSMBS2K5X	CSMBS3K5X	CSMBS4K5X
6A	CSMBS1K6X	CSMBS1K6NX	CSMBS2K6X	CSMBS3K6X	CSMBS4K6X
10A	CSMBS1K10X	CSMBS1K10NX	CSMBS2K10X	CSMBS3K10X	CSMBS4K10X
16A	CSMBS1K16X	CSMBS1K16NX	CSMBS2K16X	CSMBS3K16X	CSMBS4K16X
20A	CSMBS1K20X	CSMBS1K20NX	CSMBS2K20X	CSMBS3K20X	CSMBS4K20X
25A	CSMBS1K25X	CSMBS1K25NX	CSMBS2K25X	CSMBS3K25X	CSMBS4K25X
32A	CSMBS1K32X	CSMBS1K32NX	CSMBS2K32X	CSMBS3K32X	CSMBS4K32X
40A	CSMBS1K40X	CSMBS1K40NX	CSMBS2K40X	CSMBS3K40X	CSMBS4K40X
50A	CSMBS1K50X	CSMBS1K50NX	CSMBS2K50X	CSMBS3K50X	CSMBS4K50X
63A	CSMBS1K63X	CSMBS1K63NX	CSMBS2K63X	CSMBS3K63X	CSMBS4K63X

6kA D-Curve Miniature Din Rail Circuit Breakers IP20 IEC60947-2 / VC8036

6A	CSMBS1D6X	CSMBS1D6NX	CSMBS2D6X	CSMBS3D6X	CSMBS4D6X
10A	CSMBS1D10X	CSMBS1D10NX	CSMBS2D10X	CSMBS3D10X	CSMBS4D10X
16A	CSMBS1D16X	CSMBS1D16NX	CSMBS2D16X	CSMBS3D16X	CSMBS4D16X
20A	CSMBS1D20X	CSMBS1D20NX	CSMBS2D20X	CSMBS3D20X	CSMBS4D20X
25A	CSMBS1D25X	CSMBS1D25NX	CSMBS2D25X	CSMBS3D25X	CSMBS4D25X
32A	CSMBS1D32X	CSMBS1D32NX	CSMBS2D32X	CSMBS3D32X	CSMBS4D32X
40A	CSMBS1D40X	CSMBS1D40NX	CSMBS2D40X	CSMBS3D40X	CSMBS4D40X
50A	CSMBS1D50X	CSMBS1D50NX	CSMBS2D50X	CSMBS3D50X	CSMBS4D50X
63A	CSMBS1D63X	CSMBS1D63NX	CSMBS2D63X	CSMBS3D63X	CSMBS4D63X

Tripping Characteristic: AC
Rated Voltage: 240V-2P / 415V-4P
Rated Insulation Voltage: 660V
Rated Impulse Voltage: 6kV
Terminal Capacity: 25mm²
Mechanical / Electrical Life:
20000/10000 Operations



CSRB2P25A300



CSRB4P40A100

6kA Residual Current Circuit Breakers (Earth Leakage Relays) Without Overload VC8035

Amps	2 Pole Code 2M Wide 240V	Leakage Current	Amps	4 Pole Code 4M Wide 415V	Leakage Current
25A	CSRB2P25A30	30mA	25A	CSRB4P25A30	30mA
32A	CSRB2P32A30	30mA	32A	CSRB4P32A30	30mA
40A	CSRB2P40A30	30mA	40A	CSRB4P40A30	30mA
63A	CSRB2P63A30	30mA	63A	CSRB4P63A30	30mA
80A	CSRB2P80A30	30mA	80A	CSRB4P80A30	30mA
100A	CSRB2P100A30	30mA	100A	CSRB4P100A30	30mA
25A	CSRB2P25A300	300mA	25A	CSRB4P25A300	300mA
32A	CSRB2P32A300	300mA	32A	CSRB4P32A300	300mA
40A	CSRB2P40A300	300mA	40A	CSRB4P40A300	300mA
63A	CSRB2P63A300	300mA	63A	CSRB4P63A300	300mA
80A	CSRB2P80A300	300mA	80A	CSRB4P80A300	300mA
100A	CSRB2P100A300	300mA	100A	CSRB4P100A300	300mA

©ACDC Dynamics

10KA CIRCUIT BREAKERS

Rated voltage: 240/415VAC
Thermal Magnetic Release
Rated Insulation Voltage Ui: 660V
Rated Impluse Voltage Uimp: 4kV
Integrated Lable Holder
Accepts Pin / Fork Busbar
Electrical and Mechanical life:
<32A - 30 000 operations
>32A - 10 000 operations
Energy limiting class: ELC3
Terminal Capacity: 35mm²
Ambient working Temperature:
-25°C to 55°C
60VDC capacity for 1P, 110VDC for 2P
DIN Modules: 1M = 17,5mm



CSMBS1C6



CSMNS1C10N



CSMBS3C10

10kA C-Curve Miniature Din Rail Circuit Breakers IP20, IEC 60947-2 / VC8036

Amps	1 Pole Code 1M Wide	1P+N Code 2M Wide	2 Pole Code 2M Wide	3 Pole Code 3M Wide	4 Pole Code 4M Wide
1A	CSMBS1K1	CSMBS1K1N	CSMBS2K1	CSMBS3K1	CSMBS4K1
2A	CSMBS1K2	CSMBS1K2N	CSMBS2K2	CSMBS3K2	CSMBS4K2
3A	CSMBS1K3	CSMBS1K3N	CSMBS2K3	CSMBS3K3	CSMBS4K3
4A	CSMBS1K4	CSMBS1K4N	CSMBS2K4	CSMBS3K4	CSMBS4K4
5A	CSMBS1K5	CSMBS1K5N	CSMBS2K5	CSMBS3K5	CSMBS4K5
6A	CSMBS1K6	CSMBS1K6N	CSMBS2K6	CSMBS3K6	CSMBS4K6
10A	CSMBS1K10	CSMBS1K10N	CSMBS2K10	CSMBS3K10	CSMBS4K10
16A	CSMBS1K16	CSMBS1K16N	CSMBS2K16	CSMBS3K16	CSMBS4K16
20A	CSMBS1K20	CSMBS1K20N	CSMBS2K20	CSMBS3K20	CSMBS4K20
25A	CSMBS1K25	CSMBS1K25N	CSMBS2K25	CSMBS3K25	CSMBS4K25
32A	CSMBS1K32	CSMBS1K32N	CSMBS2K32	CSMBS3K32	CSMBS4K32
40A	CSMBS1K40	CSMBS1K40N	CSMBS2K40	CSMBS3K40	CSMBS4K40
50A	CSMBS1K50	CSMBS1K50N	CSMBS2K50	CSMBS3K50	CSMBS4K50
63A	CSMBS1K63	CSMBS1K63N	CSMBS2K63	CSMBS3K63	CSMBS4K63

10kA C-Curve Miniature Din Rail Circuit Breakers IP20, IEC 60947-2 / VC8036

Amps	1 Pole Code 1,5M Wide	1P+N Code 3M Wide	2 Pole Code 3M Wide	3 Pole Code 4,5M Wide	4 Pole Code 6M Wide
80A	CSMBS1H80	CSMBS1H80N	CSMBS2H80	CSMBS3H80	CSMBS4H80
100A	CSMBS1H100	CSMBS1H100N	CSMBS2H100	CSMBS3H100	CSMBS4H100

10kA D-Curve Miniature Din Rail Circuit Breakers IP20, IEC 60947-2 / VC8036

Amps	1 Pole Code 1M Wide	1P+N Code 2M Wide	2 Pole Code 2M Wide	3 Pole Code 3M Wide	4 Pole Code 4M Wide
6A	CSMBS1D6	CSMBS1D6N	CSMBS2D6	CSMBS3D6	CSMBS4D6
10A	CSMBS1D10	CSMBS1D10N	CSMBS2D10	CSMBS3D10	CSMBS4D10
16A	CSMBS1D16	CSMBS1D16N	CSMBS2D16	CSMBS3D16	CSMBS4D16
20A	CSMBS1D20	CSMBS1D20N	CSMBS2D20	CSMBS3D20	CSMBS4D20
25A	CSMBS1D25	CSMBS1D25N	CSMBS2D25	CSMBS3D25	CSMBS4D25
32A	CSMBS1D32	CSMBS1D32N	CSMBS2D32	CSMBS3D32	CSMBS4D32
40A	CSMBS1D40	CSMBS1D40N	CSMBS2D40	CSMBS3D40	CSMBS4D40
50A	CSMBS1D50	CSMBS1D50N	CSMBS2D50	CSMBS3D50	CSMBS4D50
63A	CSMBS1D63	CSMBS1D63N	CSMBS2D63	CSMBS3D63	CSMBS4D63

10kA D-Curve Miniature Din Rail Circuit Breakers IP20, IEC 60947-2 / VC8036

Amps	1 Pole Code 1,5M Wide	1P+N Code 3M Wide	2 Pole Code 3M Wide	3 Pole Code 4,5M Wide	4 Pole Code 6M Wide
80A	CSMBS1D80	CSMBS1D80N	CSMBS2D80	CSMBS3D80	CSMBS4D80
100A	CSMBS1D100	CSMBS1D100N	CSMBS2D100	CSMBS3D100	CSMBS4D100

Tripping Characteristic: AC
Rated Voltage: 240V-2P / 415V-4P
Rated Insulation Voltage: 660V
Rated Impulse Voltage: 6kV
Terminal Capacity: 25mm²
Mechanical / Electrical Life:
20000/10000 Operations



CSRB2P40A100



CSRN4P40A100

10kA Residual Current Circuit Breakers (Earth Leakage Relays) Without Overload VC8035

Amps	2 Pole Code 2M Wide 240V	Leakage Current	Amps	4 Pole Code 4M Wide 415V	Leakage Current
25A	CSRB2P25A30-10KA	30mA	25A	CSRB4P25A30-10KA	30mA
32A	CSRB2P32A30-10KA	30mA	32A	CSRB4P32A30-10KA	30mA
40A	CSRB2P40A30-10KA	30mA	40A	CSRB4P40A30-10KA	30mA
63A	CSRB2P63A30-10KA	30mA	63A	CSRB4P63A30-10KA	30mA
80A	CSRB2P80A30-10KA	30mA	80A	CSRB4P80A30-10KA	30mA
100A	CSRB2P100A30-10KA	30mA	100A	CSRB4P100A30-10KA	30mA
25A	CSRB2P25A300-10KA	300mA	25A	CSRB4P25A300-10KA	300mA
32A	CSRB2P32A300-10KA	300mA	32A	CSRB4P32A300-10KA	300mA
40A	CSRB2P40A300-10KA	300mA	40A	CSRB4P40A300-10KA	300mA
63A	CSRB2P63A300-10KA	300mA	63A	CSRB4P63A300-10KA	300mA
80A	CSRB2P80A300-10KA	300mA	80A	CSRB4P80A300-10KA	300mA
100A	CSRB2P100A300-10KA	300mA	100A	CSRB4P100A300-10KA	300mA

©ACDC Dynamics

NEW

10KA CIRCUIT BREAKERS



Easy conversion of a 2/4P Breaker to an Earth Leakage with overload protection suitable for use with 10kA C&S MCBS.

Add On Residual Current Devices (RCBO) - Supplied c/w MCB

2 Pole	4 Pole	Type	Current(In)	Leakage Current
CSRCBO2PC32A30MA-10KA	CSRCBO4PC32A30MA-10KA	AC	32A	30mA
CSRCBO2PC32A100MA-10KA	CSRCBO4PC32A100MA-10KA			100mA
CSRCBO2PC32A300MA-10KA	CSRCBO4PC32A300MA-10KA			300mA
CSRCBO2PC63A30MA-10KA	CSRCBO4PC63A30MA-10KA	AC	63A	30mA
CSRCBO2PC63A100MA-10KA	CSRCBO4PC63A100MA-10KA			100mA
CSRCBO2PC63A300MA-10KA	CSRCBO4PC63A300MA-10KA			300mA

DC BREAKERS

Rated Voltage 12-220VDC over one pole
Rated Insulation Voltage 660V
Ambient Working Temperature: -5°C - 55°C
Terminal Capacity: 35mm²
Rated Impulse Voltage Uimp: 4kV
Mechanical / Electrical Life:
1000 Operations



CSMBS2DC32

10kA DC Miniature DIN Rail Circuit Breakers IP20

Amps	1 Pole Code 1M Wide 12-220VDC	2 Pole 2M Wide 12-220VDC
0.5A	CSMBS1DC0.5	CSMBS2DC0.5
1A	CSMBS1DC1	CSMBS2DC1
2A	CSMBS1DC2	CSMBS2DC2
3A	CSMBS1DC3	CSMBS2DC3
4A	CSMBS1DC4	CSMBS2DC4
5A	CSMBS1DC5	CSMBS2DC5
6A	CSMBS1DC6	CSMBS2DC6
10A	CSMBS1DC10	CSMBS2DC10
16A	CSMBS1DC16	CSMBS2DC16
20A	CSMBS1DC20	CSMBS2DC20
25A	CSMBS1DC25	CSMBS2DC25
32A	CSMBS1DC32	CSMBS2DC32
40A	CSMBS1DC40	CSMBS2DC40
50A	CSMBS1DC50	CSMBS2DC50
63A	CSMBS1DC63	CSMBS2DC63

ISOLATORS

Rated insulation voltage Ui: 660V
Rated Impulse Voltage Uimp: 6kV
Electrical & Mechanical life: <32A - 30 0000 operations
>32A - 10 000
Terminal Capacity: 35mm²
Integrated Label Holder
Accepts Pin / Fork Busbar



CSMB2ISO25



CSMB4ISO63

Amps	1 Pole Code 1M Wide	2 Pole Code 2M Wide	3 Pole Code 3M Wide	4 Pole Code 4M Wide
25A	CSMBS1ISO25	CSMBS2ISO25	CSMBS3ISO25	CSMBS4ISO25
40A	CSMBS1ISO40	CSMBS2ISO40	CSMBS3ISO40	CSMBS4ISO40
63A	CSMBS1ISO63	CSMBS2ISO63	CSMBS3ISO63	CSMBS4ISO63
80A	CSMBS1ISO80	CSMBS2ISO80	CSMBS3ISO80	CSMBS4ISO80
100A	CSMBS1ISO100	CSMBS2ISO100	CSMBS3ISO100	CSMBS4ISO100
125A	CSMBS1ISO125	CSMBS2ISO125	CSMBS3ISO125	CSMBS4ISO125

ACCESSORIES FOR 6 & 10kA MCB



CSMBS012SF



CSMBAXSF



CSMALSFW2

Code	Type	Voltage	Amps	Width
CSMBAXSF	Auxilliary Contact Left Side 1NO or 1NC	-	6A	½M
CSMBAXSF2	Auxilliary Contact Left Side 2NO or 2NC	-	6A	½M
CSMALSFW2	Alarm Contact Left Side	-	1A	½M
CSMBS012SF	Shunt Trip Right Side	12VDC	-	1M
CSMBS024SF	Shunt Trip Right Side	24VDC	-	1M
CSMBS048SF	Shunt Trip Right Side	48VDC	-	1M
CSMBS110SF	Shunt Trip Right Side	110VAC	-	1M
CSMBS220SF	Shunt Trip Right Side	220VAC	-	1M

©ACDC Dynamics

MODULAR CHANGEOVER SWITCHES

Rated Insulation Voltage Ui: 660V
Rated Impulse Voltage Uimp: 4kV
Mechanical / Electrical Life:
15000/10000 Operations
Terminal Capacity: 16mm²
Front Operating with 3 Positions: 1, 0, 2
Double Break Contacts
Compact Design



CSCOS2P25A

Amps	2 Pole Code 2M Wide	4 Pole Code 4M Wide
25A	CSCOS2P25A	CSCOS4P25A
40A	CSCOS2P40A	CSCOS4P40A
63A	CSCOS2P63A	CSCOS4P63A

CO1CB



SF2P-25A/40A



SF3P-25A/40A



SF4P-25A/40A

Modular Changeover Switches

Code	Amps AC22	No. of Poles	Width
SF2P-*	25, 40A	2P	2m
SF2P-*	63, 100, 125A	2P	4m
SF3P-*	25, 40A	3P	3m
SF3P-*	63, 100, 125A	3P	6m
SF4P-*	25, 40A	4P	4m
SF4P-*	63, 100, 125A	4P	8m

*Add amps to code: **25A**, **40A**, **63A**, **100A**, **125A**



SF2P-63A/100A/125A



SF3P-63A/100A/125A



SF4P-63A/100A/125A



Code	Description
SFP-OH	Operating Handle for 63-125A

THERMAL CIRCUIT BREAKERS FOR EQUIPMENT

NEW



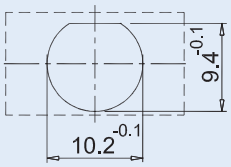

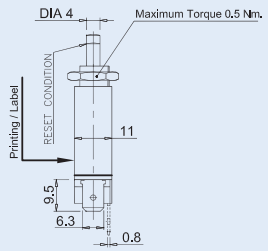

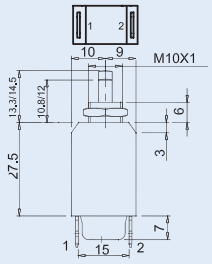

Manual Push to Reset Thermal Circuit Breakers

Code	Amps (In)	Derating Factor	
NTR11-4A	4A	5°C	In x 1.13
NTR11-5A	5A	0°C	In x 1.11
NTR11-6A	6A	10°C	In x 1.04
NTR11-7A	7A	20°C	In x 1
NTR11-8A	8A	30°C	In x 0.95
NTR11-10A	10A	40°C	In x 0.89
NTR11-12A	12A	50°C	In x 0.83
NTR11-15A	15A	60°C	In x 0.77



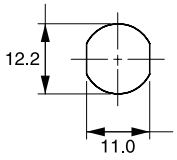

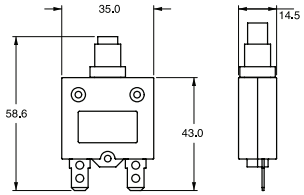

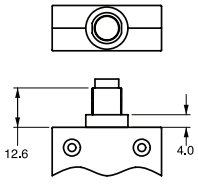

Manual Push to Reset Thermal Circuit Breakers

Code	Amps (In)	Derating Factor	
A-0709U 4A	4A	0°C	In x 1.5
A-0709U 5A	5A	10°C	In x 1.3
A-0709U 6A	6A	15°C	In x 1.2
A-0709U 7A	7A	20°C	In x 1.1
A-0709U 8A	8A	25°C	In x 1
A-0709U 10A	10A	35°C	In x 0.85
A-0709U 12A	12A	40°C	In x 0.8
A-0709U 15A	15A	60°C	In x 0.6

125-250VAC/32VDC rated. 2,5kA@32VDC
Calibration of rated current @ 25°C:100%, Continuous

150%, Trip within 60 mins
200%, Trip within 40 secs

©ACDC Dynamics

NEW

SMART WIFI CIRCUIT BREAKERS IP20


1 Pole


2 Pole


3 Pole


4 Pole


App


User Interface


Device Parameters

App Control · WiFi Control · Alarm Notification · Switching Schedules · Remote Switching

WORKS WITH amazon alexa

works with the Google Assistant

Smart Circuit Breakers

Amps	1 Pole Code	2 Pole Code	3 Pole Code	4 Pole Code
6A	EKR3-6A-1P	EKR3-6A-2P	EKR3-6A-3P	EKR3-6A-4P
10A	EKR3-10A-1P	EKR3-10A-2P	EKR3-10A-3P	EKR3-10A-4P
16A	EKR3-16A-1P	EKR3-16A-2P	EKR3-16A-3P	EKR3-16A-4P
20A	EKR3-20A-1P	EKR3-20A-2P	EKR3-20A-3P	EKR3-20A-4P
25A	EKR3-25A-1P	EKR3-25A-2P	EKR3-25A-3P	EKR3-25A-4P
32A	EKR3-32A-1P	EKR3-32A-2P	EKR3-32A-3P	EKR3-32A-4P
40A	EKR3-40A-1P	EKR3-40A-2P	EKR3-40A-3P	EKR3-40A-4P
63A	EKR3-63A-1P	EKR3-63A-2P	EKR3-63A-3P	EKR3-63A-4P

Dimensions

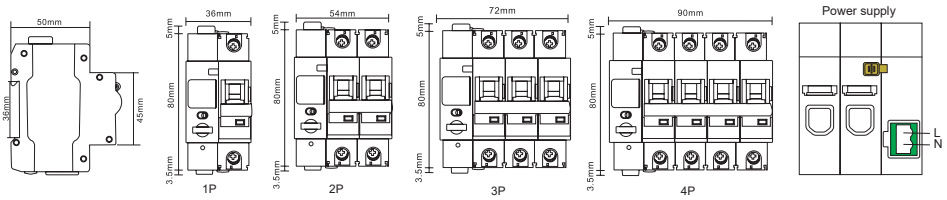

- Voltage Rating: 1P/2P 230VAC/50Hz I 3P/4P 400VAC/50Hz
- Tripping Curve: C • Icu=6kA Ics=6kA
- Mechanical/ Electrical Life 20 000/8 000
- Standard: IEC60947-2 I IEC60898-1

NEW

SMART METER / CIRCUIT BREAKERS

matismart


MT61-GPS


MT61-GPT

Smart Energy Management Devices

Code	MT61-GPS*G3	MT61-GPT*G3
Type	Single phase bi-directional meter incl. 6kA MCB	Three phase bi-directional incl. 6kA MCB
Rated Voltage	110/230 VAC 50Hz	230/400 VAC 50Hz
Measured Values	Active energy(kWh), Reactive energy (kvar), Active Power(kW), Current(A), Voltage(V), Power factor(CosΘ), Temperature	
Accuracy	Class 1 kVA & Class 2 kVAR	
Pulses	1000 imp/kWh	
Connectivity	RS485/GRPS2G/3G/NB-IoT	
Measuring Range	0.4 - 18400W	

* Add current to code: **40** (40A-single phase only), **63** (63A), **80** (80A), **100** (100A)

Features

- All in one device incorporating a smart meter, circuit breaker, communication, monitoring and remote control
- Compact size for easy installation on 35 mm Din rail
- Max. demand & multi tarrif metering up to 24 months of historical data
- Cloud based management software for remote monitoring of parameters, data aquisition and analysis.
- The platform also offers remote control and operational safety supervision of the installation



©ACDC Dynamics

SMART COMMERCIAL ELECTRICAL DISTRIBUTION SYSTEM



MATIS Smart App

SMART by ACDC

ACDC Smart

NOTE: Chose the communication module that suits the APP of your choice



MTS3-R2 MTS3-R4 MTS3-M1



MTS3-M2 MTS3-M3 MTS3-M4



MTS3-C MTS3-P25N MTS3-P6 MTS3-CT100

MTS3 - Smart Miniature Circuit Breakers

- Smart power management for home or commercial properties via app or software platform
- Real-time consumption information, alarms and safety information
- Historical consumption data for up to 12 months (consumption, voltage and current fluctuations, load fluctuations)
- Over & Under voltage, and over temperature alarms and protection
- Arc Fault Alarm built-in

6kA Earth Leakage Relay With Overload Protection RCBO - 30mA, AC Type, C-Curve

Amps	2 Pole Code 3M Wide	4 Pole Code 5M Wide
32A	MTS3-R2AC30C32	MTS3-R4AC30C32
63A	MTS3-R2AC30C63	MTS3-R4AC30C63
80A	MTS3-R2AC30C80	MTS3-R4AC30C80

6kA Motorized Miniature Circuit Breaker C Curve (Din Modules 1M = 17.5mm)

Amps	1 Pole Code 1.5M Wide	2 Pole Code 2.5M Wide	3 Pole Code 4M Wide	4 Pole Code 5M Wide
20A	MTS3-M1C20	MTS3-M2C20	-	-
32A	MTS3-M1C32	MTS3-M2C32	MTS3-M3C32	MTS3-M4C32
63A	MTS3-M1C63	MTS3-M2C63	MTS3-M3C63	MTS3-M4C63
80A	-	MTS3-M2C80	MTS3-M3C80	MTS3-M4C80

Communication Modules - Supports up to 32 devices (RCBO & MCB)

Code	Description
MTS3-CWFT	Tuya Gateway
MTS3-CWF	Ethernet Gateway, WIFI or Wired Networks
MTS3-CRS	RS485 Serial Communication Gateway
MTS3-CG2	GPRS-2G Cellular Communication Gateway

Accessories

Code	Description
MTS3-P6	6-Pin Connector for Adjacent Devices
MTS3-CT100	6-Pin Connection Cable for Separated Devices 100mm
MTS3-CT200	6-Pin Connection Cable for Separated Devices 200mm

Power Supply Module c/w Surge Protection

Code	Input	Output Voltage	Output Current	In	Imax	Display
MTS3-P25N	100-260VAC	12VDC	2,5A	10kA	15kA	N
MTS3-P25D	100-260VAC	12VDC	2,5A	10kA	15kA	Y

Class II Surge Protection. Can power up to 10 devices (RCBO & MCB)



MTM5-EL250 MTM5-EL630

Smart Auto-Reclosed Moulded Case RCBO - with Leakage Protection, 50-800mA Adjustable

Code	Poles	Breaking Capacity Icu	Rated Current	Dimensions H x W x D (mm)
MTM5-EL125	3P + N	50kA	50-125A Adjustable	150 x 122 x 123
MTM5-EL250	3P + N	50kA	100-250A Adjustable	165 x 142 x 136
MTM5-EL400	3P + N	65kA	200-400A Adjustable	257 x 192 x 180
MTM5-EL630	3P + N	65kA	315-630A Adjustable	336 x 198 x 180

Communication Modules - Supports up to 32 devices (RCBO & MCB)

Code	Description
MTS3-T30	WIFI and GPRS 4G Communication Gateway
MTS3-CEL	RS485 Serial Communication Gateway



MT88M MT88C

Smart Metering MCCB - with Leakage Current Protection, 30-1000mA Adjustable

1 Pole Code	Poles	Breaking Capacity Icu	Rated Current	Dimensions H x W x D (mm)
MT88M-LM125	3P+N	35kA	63-125A Adjustable	240 x 142 x 138
MT88M-LM250	3P+N	35kA	100-250A Adjustable	240 x 142 x 138
MT88M-LM400	3P+N	50kA	200-400A Adjustable	336 x 198 x 180
MT88M-LM630	3P+N	50kA	400-630A Adjustable	336 x 198 x 180

Communication Modules

Code	Description
MT88C-4G	GPRS 4G, RS485 Serial & RJ45 Ethernet Communication Gateways
MT88C-4GG	GPRS 4G, RS485 Serial, RJ45 Ethernet & GPS Communication Gateways

©ACDC Dynamics

DIN MODULAR CONTACTORS


NCH8-20


TM2P-40A


TM4P-40A

DIN Contactors - Coil Voltage 230VAC

Code	Amps AC1	No. of Poles	Width
NCH8-20	12A	2P N/O	1m
TM2P-*A	25A, 40A, 63A	2P N/O	2m
TM3P-*A	25A, 40A, 63A	3P N/O	3m
TM4P-*A	25A, 40A, 63A	4P N/O	3m
TM4P-25A/22	25A	2 N/O + 2 N/C	3m
TM4P-40A/22	40A	2 N/O + 2 N/C	3m
TM4P-63A/22	63A	2 N/O + 2 N/C	3m

*Add amps to code: **25**, **40**, **63**

READY BOARDS


RB-1


RB-2/RB-2A

Ready Board RB-1

- 3 x 15A switched socket outlets
- 1 x 63A DP earth leakage
- 2 x 20A SP CB for socket outlets

Ready Board RB-2/2A

- 3 x 15A switched socket outlets
- 1 x 40 / 63A DP earth leakage
- 1 x 10A SP CB for lights
- 2 x 20A SP CB for socket outlets

Code	Size - H x W x D	Description
RB-1	330 x 245 x 90	No Bulkhead with 63A DP earth leakage
RB-2	455 x 245 x 90	With Bulkhead no lamp with 40A DP earth leakage
RB-2A	455 x 245 x 90	With Bulkhead no lamp with 63A DP earth leakage
RB-2B	455 x 245 x 90	**RB-2A** with 2 x 16A SA sockets + 1 x 16A N-Type socket

NEW



Modular Ready Board - PC Nylon Housing

Code	Size - H x W x D	Description
GPRB-2	375 x 255 x 100mm	Ready Board Includes: 1 x 40A DP Earth Leakage 2 x 16A SA Switched Socket Outlets 2 x N-Type Switched Socket Outlets 2 x 20A SP CB for Sockets & Light 1 x Bulkhead with B22 Lampholder (no Lamp)

DIN PRE-ASSEMBLED DISTRIBUTION BOARDS


Surface Type


Flush Type

White Pre-assembled Distribution Boards - Populated with 4.5kA AC/DC Breakers

	Pre-Wired		12 Way Pre-Wired	12 Way Pre Assembled
Surface	**8 Way DB**	**12 Way DB**	**Code SRB-4**	**Code SRB-5**
	SRB-3	**SRB-3/12**		
Flush	**Pre-Wired**		**12 Way Pre-Wired**	**12 Way Pre Assembled**
	8 Way DB	**12 Way DB**	**Code FRB-4**	**Code FRB-5**
	FRB-3	**FRB-3/12**		
	1 x 63A DP MCB (Mains)		1 x 63A DP MCB (Mains)	1 x 63A DP MCB (Mains)
	1 x 63A ELU 30mA		1 x 63A ELU 30mA	1 x 63A ELU 30mA
	1 x 32A SP MCB (Stove)		1 x 32A SP MCB (Stove)	1 x 32A SP MCB (Stove)
	1 x 16A SP MCB (Geyser)		1 x 16A SP MCB (Geyser)	1 x 16A SP MCB (Geyser)
	1 x 10A SP MCB (Lights)		2 x 10A SP MCB (Lights)	2 x 10A SP MCB (Lights)
	1 x 20A SP MCB (Plugs)		3 x 20A SP MCB (Plugs)	3 x 20A SP MCB (Plugs)

Surface Type

- Adjustable steel tray
- 20mm and 25mm knock outs
- Smokey, transparent lid
- 2 x Neutral bars, fitted,
- 1 x Earth bar

Flush Type

- 20mm and 25mm knock outs
- Smokey, transparent lid
- 2 x Neutral bars, fitted,
- 1 x Earth bar

©ACDC Dynamics

DIN MINIATURE CIRCUIT BREAKERS


1 Pole C-Curve


1 Pole D-Curve


1P+N I 2P C-Curve


1P+N I 2P D-Curve


3 Pole C-Curve


3 Pole D-Curve


4 Pole C-Curve


4 Pole D-Curve

C & D Curve 4,5kA Circuit Breakers

DIN Modules 1M = 17.5mm - IEC 60947-2 / VC8036

Amps	1 Pole Code 1M wide	1 P+N Code 2M wide	2 Pole Code 2M wide	3 Pole Code 3M wide	4 Pole Code 4M wide
1A	GYM8-1-1*	-	GYM8-2-1*	GYM8-3-1*	-
2A	GYM8-1-2*	-	GYM8-2-2*	GYM8-3-2*	GYM8-4-2*
3A	GYM8-1-3*	-	GYM8-2-3*	GYM8-3-3*	-
4A	GYM8-1-4*	-	GYM8-2-4*	GYM8-3-4*	-
6A	GYM8-1-6*	GYM8-1N-6*	GYM8-2-6*	GYM8-3-6*	GYM8-4-6*
10A	GYM8-1-10*	GYM8-1N-10*	GYM8-2-10*	GYM8-3-10*	GYM8-4-10*
16A	GYM8-1-16*	GYM8-1N-16*	GYM8-2-16*	GYM8-3-16*	GYM8-4-16*
20A	GYM8-1-20*	GYM8-1N-20*	GYM8-2-20*	GYM8-3-20*	GYM8-4-20*
25A	GYM8-1-25*	GYM8-1N-25*	GYM8-2-25*	GYM8-3-25*	GYM8-4-25*
32A	GYM8-1-32*	GYM8-1N-32*	GYM8-2-32*	GYM8-3-32*	GYM8-4-32*
40A	GYM8-1-40*	GYM8-1N-40*	GYM8-2-40*	GYM8-3-40*	GYM8-4-40*
50A	GYM8-1-50*	GYM8-1N-50*	GYM8-2-50*	GYM8-3-50*	GYM8-4-50*
63A	GYM8-1-63*	GYM8-1N-63*	GYM8-2-63*	GYM8-3-63*	GYM8-4-63*

*Add curve to code: **C** (C-Curve) or **D** (D-Curve)



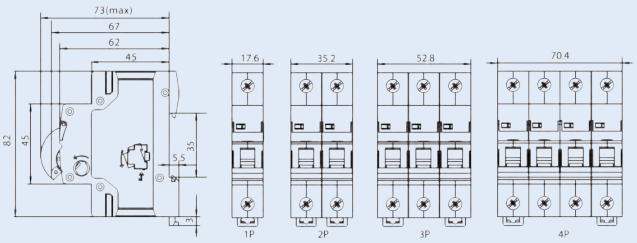


1 Pole C-Curve


1 Pole D-Curve

C & D Curve 10kA Circuit Breakers - IEC 60947-2 / VC8036

Amps	1 Pole Code 1.5M	1 P+N Code 3M	2 Pole Code 3M	3 Pole Code 4.5M	4 Pole Code 6M
80A	GYM16-1-80*	GYM16-1N-80*	GYM16-2-80*	GYM16-3-80*	GYM16-4-80*
100A	GYM16-1-100*	GYM16-1N-100*	GYM16-2-100*	GYM16-3-100*	GYM16-4-100*
125A	GYM16-1-125*	GYM16-1N-125*	GYM16-2-125*	GYM16-3-125*	GYM16-4-125*

*Add curve to code: **C** (C-Curve) or **D** (D-Curve)



Isolators - IEC 60947-3

Amps	1 Pole Code 1M wide	2 Pole Code 2M wide	3 Pole Code 3M wide	4 Pole Code 4M wide
32A	GYH8-1-32	GYH8-2-32	GYH8-3-32	GYH8-4-32
63A	GYH8-1-63	GYH8-2-63	GYH8-3-63	GYH8-4-63
100A	GYH8-1-100	GYH8-2-100	GYH8-3-100	GYH8-4-100
125A	GYH8-1-125	GYH8-2-125	GYH8-3-125	GYH8-4-125


1 Pole + N


2 Pole


4 Pole

Earth Leakage Relays - 30mA VC8035

No Overload Protection			With Overload Protection		
Amps	2 Pole Code 2M Wide	4 Pole Code 4M Wide	Amps	2P + N Code 1M Wide	2 Pole Code 2M Wide
25A	GYL8-2-25	GYL8-4-25	25A	–	GYR8NM-2-25
32A	GYL8-2-32	–	32A	GYL8-1-32*	–
40A	GYL8-2-40	GYL8-4-40	40A	–	GYR8NM-2-40
63A	GYL8-2-63	GYL8-4-63	63A	–	GYR8NM-2-63

*Add **-10MA** for 10mA option

©ACDC Dynamics

NEW

DIN MINIATURE CIRCUIT BREAKERS



Arc Fault Circuit Breaker - Rated Voltage: 230VAC, C-Curve, 6kA

Amps	1P+N Code	Arc Fault Tripping Time @ RMS Test Current						Leakage Protection	Over Voltage Protection
		3A	6A	13A	20A	40A	63A		
40A	**GYR9NE-ARC-40A**	1s	0.5s	0.25s	0.25s	0.12s	0.12s	30mA	275V ±5%

The arc fault protection unit of **GYRA9NE-ARC** series, can detect and identify series arc faults, parallel arch faults and ground arc faults in the circuit and automatically trip. LED indication of reason for last trip and status.
4 in 1- Arc Fault, Overload, Earth Leakage and overvoltage protection in one unit.



AU8 AL8 SH8 UV8



NSL GY-PL1/2

Modular Accessories

Code	Type	Voltage	Amps	Width
GY-AU8	Auxiliary Contact 1NO + 1NC (1C/O)	-	6A	½m
GY-AL8	Alarm Contact 1NO + 1NC (1C/O)	-	1A	½m
GY-SH8	Shunt Trip Left Side	110-220VAC/DC	-	1m
GY-UV8	Undervoltage Relay Left Side	230VAC	-	1m
GY-PL1/2- *	1/2 Module Pilot light	230VAC	-	½m
NSL- *	DIN Rail Pilot Light	230VAC	-	1m

GY-PL1/2 - *Add colour to code: ● **R** (Red), ● **GN** (Green), ● **Y** (Yellow), ●●● **RGY** (Red, Green, Yellow)
NSL - *Add colour to code: ○ **W** (White), ● **R** (Red), ● **GN** (Green), ● **BL** (Blue), ● **Y** (Yellow), ●●● **RGY** (Red, Green, Yellow)



S1L-1000/16



Terminal



SP-FBD1M



CK-SAM Blanking Strip



CK-SAM-R

End Cap



G1L-1000/16

DIN MCB Accessories

Code	End Caps	Description	Carton Qty
Busbars – Spade Terminals			
AS-25-SN	–	Busbar terminal for wire sizes up to 25mm²	–
S1L-1000/16	–	Insulated busbar 1 phase 63Amps, 1000mm, 56 poles	50
S2L-1000/16	**EK-B-2+3**	Insulated busbar 2 phase 63Amps, 1000mm, 56 poles	20
S3L-1000/16	**EK-B-2+3**	Insulated busbar 3 phase 63Amps, 1000mm, 56 poles	20
NEW **CK-SAM**	–	Conversion Kit from DIN Breakers to 13mm mini rail	–
SP-FBD1M	–	1 x Module Rail Mount Dummy Dark Grey	–
SP-FBD1M-WH	–	1 x Module Rail Mount Dummy White	–
CK-SAM-R	–	1m Conversion rail DIN to 13mm mini rail - c/w Blanking Strip	–

Code	Description
Busbars – Fork Terminals	
EK-B-2+3	Insulated end cap for 2 & 3 pole busbars
G1L-1000/16	Fork busbar 1 phase 63Amps, 1000mm, 56 poles.
G2L-1000/16	Fork busbar 2 phase 63Amps, 1000mm, 56 poles.
G3L-1000/16	Fork busbar 3 phase 63Amps, 1000mm, 56 poles.

NEW

SMART CIRCUIT BREAKER AUTO RECLOSER



works with amazon alexa

works with the Google Assistant

Wifi Smart Circuit Breaker Recloser Device

Operating mechanism with remote control function, which realizes remote ON/OFF of the associated device (MCB) by App.

Code	Motor Voltage	Use with Breaker	Contact Input	DIN Width	Motor Control/ Static Power
MT53-GYM8-2P	230VAC	1P / 2P	1NO	1 Module	20VA/1VA
MT53-GYM8-4P	230VAC	3P / 4P	1NO	1 Module	20VA/1VA

Basic Features

- Manual mode: Disengages motor for manual operation
- Auto mode: When a circuit breaker trips, the device will attempt to reclose the circuit. In case of a persistent fault, the device will go into a fault mode after 3 unsuccessful attempts to reclose the circuit.
- Safety lockout integrated into the device
- Suitable for use with ACDC GYM8 MCB

In App Features

- Remote ON/OFF control of MCB
- Indication of status Open/Close
- Events records • Show mode of Operation
- Schedule operations
- Operation Life: above 10000 times
- Wifi Connection and status indication

App Control | WiFi Control | Remote Switching | Switching Schedules

Note: Please see page 7.11 for GYM8* circuit breaker full range

©ACDC Dynamics

13MM MINIATURE CIRCUIT BREAKERS (MCBs) 4.5kA



1P C Curve | 1P+N C Curve | 3P D Curve



2P D Curve | 4P C Curve



6kA C Curve ≥ 63A | 6kA D Curve ≥ 63A



6kA 4P C Curve ≥ 63A

SA Range 1M = 13mm IEC60947 / VC8036

Amps	1 Pole Code 1M wide	1 P+N Code 2M wide	2 Pole Code 2M wide	3 Pole Code 3M wide	3 P+N Code 4M wide	4 Pole Code 4M wide
4.5kA Circuit Breakers C Curve						
1A	SA1-1	–	–	–	–	–
2A	SA1-2	–	–	–	–	–
5A	SA1-5*	SA1N-5*	SA2-5*	SA3-5*	SA3N-5	SA4-5
10A	SA1-10*	SA1N-10*	SA2-10*	SA3-10*	SA3N-10	SA4-10
15A	SA1-15*	SA1N-15*	SA2-15*	SA3-15*	SA3N-15	SA4-15
20A	SA1-20*	SA1N-20*	SA2-20*	SA3-20*	SA3N-20	SA4-20
25A	SA1-25*	SA1N-25*	SA2-25*	SA3-25*	SA3N-25	SA4-25
32A	SA1-32*	SA1N-32*	SA2-32*	SA3-32*	SA3N-32	SA4-32
40A	SA1-40*	SA1N-40*	SA2-40*	SA3-40*	SA3N-40	SA4-40
50A	SA1-50*	SA1N-50*	SA2-50*	SA3-50*	SA3N-50	SA4-50
63A	SA1-63*	SA1N-63*	SA2-63*	SA3-63*	–	SA4-63
6kA Circuit Breakers C Curve						
5A	SA61-5*	–	SA62-5*	SA63-5*	–	–
10A	SA61-10*	–	SA62-10*	SA63-10*	–	–
15A	SA61-15*	–	SA62-15*	SA63-15*	–	–
20A	SA61-20*	–	SA62-20*	SA63-20*	–	–
25A	SA61-25*	–	SA62-25*	SA63-25*	–	–
32A	SA61-32*	–	SA62-32*	SA63-32*	–	–
45A	SA61-40*	–	SA62-40*	SA63-40*	–	–
50A	SA61-50*	–	SA62-50*	SA63-50*	–	–

Amps	1 Pole Code 2M wide	–	2 Pole Code 4M wide	3 Pole Code 6M wide	–	4 Pole Code 8M wide
63A	SA61-63*	–	SA62-63*	SA63-63*	–	SA64-63
80A	SA61-80*	–	SA62-80*	SA63-80*	–	SA64-80
100A	SA61-100*	–	SA62-100*	SA63-100*	–	SA64-100
125A	SA61-125*	–	SA62-125*	SA63-125*	–	SA64-125

* For D Curve Breakers, Add **-D** to code, e.g. **SA1-10-D**



Isolators

Amps	1M wide	–	2M wide	3M wide	–	4M wide
25A	SAS1-25	–	SAS2-25	SAS3-25	–	SAS4-25
40A	SAS1-40	–	SAS2-40	SAS3-40	–	SAS4-40
63A	SAS1-63	–	SAS2-63	SAS3-63	–	SAS4-63



Earth Leakage Relays - RCDs 30mA

No Overload Protection						With Overload		
Amps	2 Pole Code		Width	4 Pole Code	Width	Amps	2 Pole Code	Width
	Type AC	Type A						
25A	SAE2-25	–	2M	SAE4-25	4M	25A	SAE2L-25	2M
40A	SAE2-40	–	2M	SAE4-40	4M	32A	SAE2L-32	2M
63A	–	SAE2A-63	2M	SAE4-63	4M	63A	SAE2L-63	2M

©ACDC Dynamics

13MM MINIATURE CIRCUIT BREAKERS (MCBs) 4.5kA



Surge Protection Device

Code	Class	No. of poles	Imax 8/20	In 8/20	Up	Uc	Un	Width
SASP-5KA	2	1	10kA	5kA	1200V	275V	230V	1M
SASP-15KA	2	1	30kA	15kA	1200V	275V	230V	1M



Time Switch

Code	Description	
SAT-30A	• 24hrs/7days 8 On + 8 Off Programs • 3M Width (39mm)	• Switching Capacity: 30A • 15 Days Reserve


SAM-RAIL


SAM-BLANK-WH


SAM-B1C


SAM-NB


SAM-B1


SAM-B3C

13mm Mini C/B Accessories

Code	Description
SAM-RAIL	Mini Rail for circuit breakers 77 Way/1m
SAM-B1C	Copper busbar for 13mm mini rail breakers 750mm long 1 Pole black insulated
SAM-B1	Copper busbar for 13mm mini rail breakers 750mm long 1 Pole non-insulated
SAM-B2C	Copper busbar for 13mm Mini Rail Breakers 750mm long 2 Pole black insulated
SAM-B3C	Copper busbar for 13mm mini rail breakers 750mm long 3 Pole black insulated
SAM-BLANK-WH	4½ way 13mm mini rail blanks, white
SAM-BLANK-BK	4½ Way 13mm mini rail blanks, black
SAM-NB	Neutral bar clip-in to rail Accommodates 16mm² x 1, 7mm² x 7



Arc chute has 13 splitter plates to increase safety and extend contact life

Dual rail mounting: Mini Rail or DIN Rail

Thermal magnetic tripping mechanism provides accurate tripping at lower currents and protects against loose connection on the load terminals



MCB Isolator Earth Leakage


Flush Mount


Surface Mount

13MM PRE-WIRED DISTRIBUTION BOARDS

Flush Type



- Adjustable steel tray
- 20mm & 25mm knock outs
- Smokey, transparent lid
- 2x Neutral bars, fitted
- 1x Earth bar

White Pre-Assembled Distribution Boards - Populated with 13mm MCBs

	8 Way		11 Way	
	Pre-Wired	Pre-Assembled	Pre-Wired	Pre-Assembled
Surface	SRBSAM-3	SRBSAM-5	SRBSAM-4	SRBSAM-6
Flush	FRBSAM-3	FRBSAM-5	FRBSAM-4	FRBSAM-6
	1x 63A 1P+N MCB (Mains)		1x 63A 1P+N MCB (Mains)	
	1x 32A SP MCB (Stove)		1x 32A SP MCB (Stove)	
	1x 16A SP MCB (Geyser)		1x 16A SP MCB (Geyser)	
	1x 63A ELU 30mA		1x 63A ELU 30mA	
	1x 10A SP MCB (Lights)		2x 10A SP MCB (Lights)	
	1x 20A SP MCB (Plugs)		3x 20A SP MCB (Plugs)	
	Supplied in 11-way enclosure.			

Surface Type



- 20mm & 25mm knock outs
- Smokey, transparent lid
- 2x Neutral bars,fitted
- 1x Earth bar

©ACDC Dynamics

TEMBREAK 2 MCCB's

125A Adjustable Settings



S125-NJ

Max Panel depth with VDH: 543mm

	3-Pole	S125-NJ	S125-GJ	L125-NJ
	4-Pole	S125-NJ4	S125-GJ4	L125-NJ4
Nominal Current Ratings -5 to 50°C 2000m		020A (12.5-20)	020A (12.5-20)	020A (12.5-20)
		032A (20-32)	032A (20-32)	032A (20-32)
		050A (32-50)	050A (32-50)	050A (32-50)
		063A (40-63)	063A (40-63)	063A (40-63)
		100A (63-100)	100A (63-100)	100A (63-100)
		125A (80-125)	125A (80-125)	125A (80-125)
Ratings:	Frame Size	TB2 S125		TB2 S/H/L 250
	Ui / Ue	800/690V	800/690V	800/690V
	Icu/Ics 400/415V	36/30kA	65/33kA	200/150kA
	Icu/Ics 525V	22/22kA	25/22kA	65/65kA
	Icu/Ics 250VDC	25/19kA	40/40kA	40/40kA
Protection:	Overload	0.63-1 x In	0.63-1 x In	0.63-1 x In
	Short Circuit	6-10 x In	6-10 x In	6-10 x In

160A Tembreak 2 Lite Space Saving MCCB



	3-Pole	E160-SF	S160-SCF	S160-SF	E160-SJ	S160-SCJ	S160-SJ
	4-Pole	E160-SF4	S160-SCF4	S160-SF4	E160-SJ4	S160-SCJ4	S160-SJ4
Nominal Current Ratings -5 to 50°C 2000m		016A 063A	016A 063A	016A 063A	025A (16-25)	025A (16-25)	025A (16-25)
		020A 080A	020A 080A	020A 080A	040A (25-40)	040A (25-40)	040A (25-40)
		025A 100A	025A 100A	025A 100A	063A (40-63)	063A (40-63)	063A (40-63)
		032A 125A	032A 125A	032A 125A	080A (50-80)	080A (50-80)	080A (50-80)
		040A 160A	040A 160A	040A 160A	100A (63-100)	100A (63-100)	100A (63-100)
		050A	050A	050A	125A (80-125)	125A (80-125)	125A (80-125)
					160A (100-160)	160A (100-160)	160A (100-160)
Ratings:	Frame Size	TB2 LITE 160					
	Ui / Ue	690/525V	690/525V	690/690V	690/525V	690/525V	690/690V
	Icu/Ics 400/415V	16/8kA	25/13kA	40/20kA	16/8kA	25/13kA	40/20kA
	Icu/Ics 525V	6/3kA	7.5/4kA	10/7.5kA	6/3kA	7.5/4kA	10/7.5kA
	Icu/Ics 250VDC	13/7kA	20/10kA	25/13kA	13/7kA	20/10kA	25/13kA
Protection:	Overload	Fixed	Fixed	Fixed	0.63-1 x In	0.63-1 x In	0.63-1 x In
	Short Circuit	Fixed	Fixed	Fixed	Fixed	Fixed	Fixed

160A Ajustable Settings



S160-NJ

	3-Pole	S160-NJ	S160-GJ	L160-NJ
	4-Pole	S160-NJ4	S160-GJ4	L160-NJ4
Nominal Current Ratings -5 to 50°C 200m		160A (100-160)	160A (100-160)	160A (100-160)
Ratings:	Frame Size	TB2 S250		TB2 S/H/L 250
	Ui / Ue	800/690V	800/690V	800/690V
	Icu/Ics 400/415V	36/25kA	65/36kA	200/150kA
	Icu/Ics 525V	25/25kA	25/25kA	65/65kA
	Icu/Ics 250VDC	40/40kA	40/40kA	40/40kA
Protection:	Overload	0.63-1 x In	0.63-1 x In	0.63-1 x In
	Short Circuit	6-12 x In	6-12 x In	6-12 x In

Frame Sizes

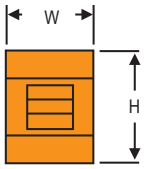

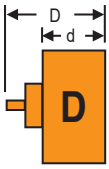

Frame Size	TB2 S125	TB2 LITE 160	TB2 S250	TB2 S/H/L 250
H	155mm	130mm	165mm	165mm
W-3P	90mm	75mm	105mm	105mm
W-4P	120mm	100mm	140mm	140mm
d	68mm	68mm	68mm	103mm
D	92mm	95mm	92mm	127mm

*A - Standard relay with LSI characteristics N - N-Phase Protection
P - Pretrip Alarm G - Ground Fault trip S - Phase Rotation Protection

Red Codes are available ex indent

©ACDC Dynamics

TEMBREAK 2 MCCB's

250A Tembreak 2 Lite Space Saving MCCB



	3-Pole	E250-SCF	E250-SF	S250-SF	E250-SCJ	E250-SJ	S250-SJ
	4-Pole	E250-SCF4	E250-SF4	S250-SF4	E250-SCJ4	E250-SJ4	S250-SJ4
Nominal Current Ratings -5 to 50°C 2000m		175A	175A	175A	160A (100-160)	160A (100-160)	200A (126-200)
		200A	200A	200A	200A (126-200)	200A (126-200)	250A (160-250)
		225A	225A	225A	250A (160-250)	250A (160-250)	
		250A	250A	250A			
Ratings:	Frame Size	TB2 LITE 250					
	Ui / Ue	690/525V	690/525V	690/690V	800/525V	800/525V	800/690V
	Icu/Ics 400/415V	16/8kA	25/19kA	40/20kA	16/8kA	25/19kA	40/20kA
	Icu/Ics 525V	6/3kA	7.5/6kA	10/7.5kA	6/3kA	7.5/6kA	10/7.5kA
	Icu/Ics 250VDC	13/7kA	15/12kA	25/13kA	13/7kA	15/12kA	25/13kA
Protection:	Overload	Fixed	Fixed	Fixed	0.63-1 x In	0.63-1 x In	0.63-1 x In
	Short Circuit	Fixed	Fixed	Fixed	5-11 x In	5-11 x In	5-11 x In

250A Adjustable Settings



S250-GJ

	3-Pole	S250-NJ	S250-NE	S250-GJ	L250-NJ
	4-Pole	S250-NJ4	S250-NE4	S250-GJ4	L250-NJ4
Nominal Current Ratings -5 to 50°C 2000m		200A (126-200)	125A (50-125)	200A (126-200)	250A (160-250)
		250A (160-250)	160A (64-160)	250A (160-250)	
			250A (100-250)		
Ratings:	Frame Size	TB2 S250	TB2 S/H/L 250	TB2 S250	TB2 S/H/L 250
	Ui / Ue	800/690V	800/690V	800/690V	800/690V
	Icu/Ics 400/415V	36/36kA	36/35kA	65/36kA	200/150kA
	Icu/Ics 525V	25/25kA	25/25kA	25/25kA	65/65kA
	Icu/Ics 250VDC	40/40kA	N/A	40/40kA	40/40kA
Protection:	Overload	0.63-1 x In	Electronic	0.63-1 x In	0.63-1 x In
	Short Circuit	6-10 x In	Electronic	6-10 x In	6-10 x In

400A Adjustable Settings



S400-CJ

	3-Pole	E400-NJ	S400-CJ	S400-NJ	S400-NE	S400-GJ	L400-NE
	4-Pole	E400-NJ4	S400-CJ4	S400-NJ4	S400-NE4	S400-GJ4	L400-NE4
Nominal Current Ratings -5 to 50°C 2000m		400A (250-400)	400A (250-400)	400A (250-400)	400A (160-400)	400A (250-400)	400A (160-400)
Ratings:	Frame Size	TB2 E/S 630					TB2 H/L 400
	Ui / Ue	800/525V	800/690V	800/690V	800/690V	800/690V	800/690V
	Icu/Ics 400/415V	25/25kA	36k/36A	50/50kA	50/50kA	70/50kA	200/150kA
	Icu/Ics 525V	15/15kA	22/22kA	30/30kA	30/30kA	30/30kA	65/65kA
	Icu/Ics 250VDC	25/19KA	40/40kA	40/40kA	N/A	40/40kA	N/A
Protection:	Overload	0.63-1 x In	0.63-1 x In	0.63-1 x In	Electronic	0.63-1 x In	Electronic
	Short Circuit	6-12 x In	6-12 x In	6-12 x In	Electronic	6-12 x In	Electronic

630A Adjustable Settings



	3-Pole	E630-NE	S630-CE	S630-GE	E630-NE AG*
	4-Pole	E630-NE4	S630-CE4	S630-GE4	E630-NE4 APGN*
Nominal Current Ratings -5 to 50°C 2000m		630A (250-630)	630A (250-630)	630A (250-630)	630A (250-630)
Ratings:	Frame Size	TB2 E/S 630			
	Ui / Ue	800/690V	800/690V	800/690V	800/690V
	Icu/Ics 400/415V	36/36kA	50/50kA	70/50kA	36/36kA
	Icu/Ics 525V	15/15kA	30/30kA	30/30kA	15/15kA
	Icu/Ics 250VDC	N/A	N/A	N/A	N/A
Protection:	Overload	Electronic	Electronic	Electronic	Electronic
	Short Circuit	Electronic	Electronic	Electronic	Electronic

Frame Sizes

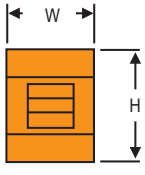

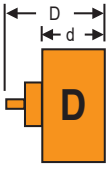

Frame Size	TB2 LITE 250	TB2 S250	TB2 S/H/L 250	TB2 E/S 630	TB2 H/L 400
H	165mm	165mm	165mm	260mm	260mm
W-3P	105mm	105mm	105mm	140mm	140mm
W-4P	140mm	140mm	140mm	185mm	185mm
d	68mm	68mm	103mm	103mm	140mm
D	95mm	92mm	127mm	145mm	182mm

©ACDC Dynamics

Red Codes are available ex indent

*A - Standard relay with LSI characteristics
P - Pretrip Alarm G - Ground Fault trip
N - N-Phase Protection
S - Phase Rotation Protection

TEMBREAK 2 MCCB's

800A Adjustable Settings



S800-NJ

	3-Pole	S800-CJ	S800-NJ	S800-NE	S800-RJ
	4-Pole	S800-CJ4	S800-NJ4	S800-NE4	S800-RJ4
Nominal Current Ratings -5 to 50°C 2000m		**800A** (500-800)	**800A** (500-800)	**800A** (320-800)	**800A** (500-800)
Ratings:	Frame Size	TB2 1000			
	Ui / Ue	800/690V	800/690V	800/690V	800/690V
	Icu/Ics 400/415V	36/36kA	50/50kA	50/50kA	70/50kA
	Icu/Ics 525V	15/15kA	30/30kA	30/30kA	45/34kA
	Icu/Ics 250VDC	50/50kA	50/50kA	N/A	50/50kA
Protection:	Overload	0.63-1 x In	0.63-1 x In	Electronic	0.63-1 x In
	Short Circuit	5-10 x In	5-10 x In	Electronic	5-10 x In

1000A Adjustable Settings



S1000-SE
Supplied with extension bars

	3-Pole	S1000-SE	S1000-NE	S1000-SE AG*	S1000-NE AG*
	4-Pole	S1000-SE4	S1000-NE4	S1000-SE4 APGNS*	S1000-NE4 APGNS*
Nominal Current Ratings -5 to 50°C 2000m		**1000A** (400-1000)	**1000A** (400-1000)	**1000A** (400-1000)	**1000A** (400-1000)
Ratings:	Frame Size	TB2 1000			
	Ui / Ue	800/690V	800/690V	800/690V	800/690V
	Icu/Ics 400/415V	50/38kA	70/50kA	50/38kA	70/50kA
	Icu/Ics 525V	30/23kA	45/34kA	30/23kA	45/34kA
	Icu/Ics 250VDC	N/A	N/A	N/A	N/A
Protection:	Overload	Electronic	Electronic	Electronic	Electronic
	Short Circuit	Electronic	Electronic	Electronic	Electronic

1250A Adjustable Settings



S1250-SE

Supplied with extension bars

	3-Pole	S1250-SE	S1250-NE	S1250-GE	S1250-NE AG*
	4-Pole	S1250-SE4	S1250-NE4	S1250-GE4	S1250-NE4 APGNS*
Nominal Current Ratings -5 to 50°C 2000m		**1250A** (500-1250)	**1250A** (500-1250)	**1250A** (500-1250)	**1250A** (500-1250)
Ratings:	Frame Size	TB2 1250			
	Ui / Ue	800/690V	800/690V	800/690V	800/690V
	Icu/Ics 400V	50/38kA	70/50kA	100/75kA	70/50kA
	Icu/Ics 525V	30/23kA	45/34kA	65/50kA	45/34kA
	Icu/Ics 250VDC	N/A	N/A	N/A	N/A
Protection:	Overload	Electronic	Electronic	Electronic	Electronic
	Short Circuit	Electronic	Electronic	Electronic	Electronic

1600A Adjustable Settings



S1600-NE

	3-Pole	S1600-SE	S1600-NE	S1600-SE AG*	S1600-NE AG*
	4-Pole	S1600-SE4	S1600-NE4	S1600-SE4 APGN*	S1600-NE4 APGN*
Nominal Current Ratings -5 to 50°C 2000m		**1600A** (640-1600)	**1600A** (640-1600)	**1600A** (640-1600)	**1600A** (640-1600)
Ratings:	Frame Size	TB2 1600			
	Ui / Ue	800/690V	800/690V	800/690V	800/690V
	Icu/Ics 400V	50/38kA	100/75kA	50/38kA	100/75kA
	Icu/Ics 525V	30/23kA	65/50kA	30/23kA	65/50kA
	Icu/Ics 250VDC	N/A	N/A	N/A	N/A
Protection:	Overload	Electronic	Electronic	Electronic	Electronic
	Short Circuit	Electronic	Electronic	Electronic	Electronic

Frame Sizes

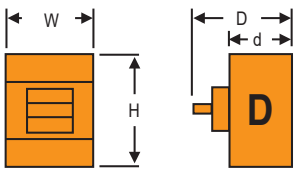

Frame Size	TB2 1000	TB2 1250	TB2 1600
H	273mm	370mm	370mm
W-3P	210mm	210mm	210mm
W-4P	280mm	280mm	280mm
d	103mm	120mm	140mm
D	145mm	171mm	191mm

*A - Standard relay with LSI characteristics
P - Pretrip Alarm G - Ground Fault trip
N - N-Phase Protection
S - Phase Rotation Protection

Red Codes are available ex indent

©ACDC Dynamics

TEMBREAK 2 DC MCCB's



S160-SD



S250-SD

160-250A 600VDC Adjustable Thermal Fixed Magnetic Settings				600VDC Isolators	
3-Pole		S160-SD	S250-SD	S160-SDN	S250-SDN
Nominal Current Ratings at 50°C Supplied with Line side Terminal Covers		**25A** (16-25)	**200A** (125-200)	**160A**	**250A**
		32A (20-32)	**250A** (160-250)		
		40A (25-40)			
		63A (40-63)			
		80A (50-80)			
		100A (63-100)			
		125A (80-125)			
		160A (100-160)			
Ratings:	Frame Size	**TB2 LITE 160**	**TB2 LITE 250**	**TB2 LITE 160**	**TB2 LITE 250**
	Ui / Ue	690/600VDC	160800/600VDC	690/600VDC	800/600VDC
	Icu/Ics 600VDC	5/5kA	5/5kA	N/A	N/A
Protection:	Overload	0.63 -1 x In	0.63 -1 x In	N/A	N/A
	Short Circuit	Fixed	Fixed	N/A	N/A



PVS160-SDH



PVS250-SDH

160-250A 1000VDC Adjustable Thermal Fixed Magnetic Settings				1000VDC Isolators	
4-Pole		PVS160-SDH4	PVS250-SDH4	PVS160-SNH4	PVS250-SNH4
Nominal Current Ratings at 50°C Supplied with Line & Load side Terminal Covers		**50A** (32-50)	**200A** (125-200)	**160A**	**1000A**
		63A (40-63)	**250A** (160-250)		
		100A (63-100)			
		125A (80-125)			
		160A (100-160)			
Ratings:	Frame Size	**TB2 LITE 250**			
	Ui / Ue	1000/1000VDC	1000/1000VDC	1000/1000VDC	1000/1000VDC
	Icu/Ics 1000VDC	5/5kA	5/5kA	N/A N/A	N/A
Protection:	Overload	0.63 -1 x In	0.63 -1 x In	N/A	N/A
	Short Circuit	Fixed	Fixed	N/A	N/A



S400-ND

400-1000A 600VDC Adjustable Thermal Fixed Magnetic Settings					600VDC Isolators	
3-Pole		S400-ND	S800-ND	S1000-ND	PVS400-NNL	PVS800-NNL
Nominal Current Ratings at 50°C Supplied with Line side Interpole Barriers		**400A** (250-400)	**630A** (400-630)	**1000A**	**400A**	**800A**
			800A (500-800)			
Ratings:	Frame Size	**TB2 E/S 630**	**TB2 1000**		**TB2 H/L 400**	**TB2 H/L 800**
	Ui / Ue	800/600VDC	800/600VDC	800/600VDC	800/750VDC	800/750VDC
	Icu/Ics 600VDC	15/15kA	20/10kA	20/10kA	N/A	N/A
Protection:	Overload	0.63 -1 x In	0.63 -1 x In	Fixed	N/A	N/A
	Short Circuit	Fixed	Fixed	Fixed	N/A	N/A



PVS400-NDH



PVS800-NDH

400-1000A 1000VDC Adjustable Thermal Fixed Magnetic Settings				1000VDC Isolators	
4-Pole		PVS400-NDH4	PVS800-NDH4	PVS400-NNH4	PVS800-NNH4
Nominal Current Ratings at 50°C Supplied with Line & Load side Interpole Barriers		**400A** (250-400)	**630A** (400-630)	**400A**	**800A**
			800A (500-800)		
Ratings:	Frame Size	**TB2 H/L 400**	**TB2 H/L 800**	**TB2 H/L 400**	**TB2 H/L 800**
	Ui / Ue	1150/1000VDC	1150/1000VDC	1150/1000VDC	1150/1000VDC
	Icu/Ics 1000VDC	10/5kA	10/5kA	N/A	N/A
Protection:	Overload	0.63 -1 x In	0.63 -1 x In	N/A	N/A
	Short Circuit	Fixed	Fixed	N/A	N/A

©ACDC Dynamics

See breaker dimensions on preceding pages

MCCB's WITH INTEGRATED EARTH LEAKAGE PROTECTION

125-250A Adjustable Settings With Earth Leakage



ZE125-NJ



ZE125-NJ ZP

		3-Pole	ZE125-NJ*	ZS125-NJ*	ZS125-GJ*	ZE250-NJ*	ZS250-NJ*	ZS250-GJ*
		4-Pole	ZE125-NJ4	ZS125-NJ4	ZS125-GJ4	ZE250-NJ4	ZS250-NJ4	ZS250-GJ4
Nominal Current Ratings -5 to 50°C 2000m Type A Protection			**020A** (12.5-20)	**020A** (12.5-20)	**020A** (12.5-20)	**160A** (100-160)	**160A** (100-160)	**160A** (100-160)
			032A (20-32)	**032A** (20-32)	**032A** (20-32)	**250A** (160-250)	**250A** (160-250)	**250A** (160-250)
			050A (32-50)	**050A** (32-50)	**050A** (32-50)			
			063A (40-63)	**063A** (40-63)	**063A** (40-63)			
			100A (63-100)	**100A** (63-100)	**100A** (63-100)			
			125A (80-125)	**125A** (80-125)	**125A** (80-125)			
Ratings:		Frame Size	**TB2 S125**			**TB2 S250**		
		Ui/Ue	525/525V	525/525V	525/525V	525/525V	525/525V	525/525V
		Icu/Ics 400V	25/19kA	36/36kA	65/36kA	25/19kA	36/36kA	65/36kA
		Icu/Ics 525V	8/6kA	22/22kA	25/22kA	10/7.5kA	25/25kA	25/25kA
Protection:		Earth Leakage	30mA - 3A	30mA - 3A	30mA - 3A	30mA - 3A	30mA - 3A	30mA - 3A
		ΔT (Delay)	0-700mS/NT (No Trip)	0-700mS/NT (No Trip)	0-700mS/NT (No Trip)	0-700mS/NT (No Trip)	0-700mS/NT (No Trip)	0-700mS/NT (No Trip)
		Overload	0.63-1 x In	0.63-1 x In	0.63-1 x In	0.63-1 x In	0.63-1 x In	0.63-1 x In
		Short Circuit	Fixed	Fixed	Fixed	Fixed	Fixed	Fixed

* 3P Breaker are available with remote trip & alarm function. Add **ZP** to code eg: **ZS125-NJ ZP 100A**

Note: This range can only accomodate one alarm and two auxillary contact blocks. No shunts or UVT's can be fitted. Modules with ZP Add on are 23mm wider than the standard breaker.

ISOLATORS

Tembreak 2 Isolators

100% rated Neutral, early make, late break.









3-Pole	S160-SN	S250-SN	S125-NN	S160-NN	S250-NN
4-Pole	S160-SN4	S250-SN4	S125-NN4	S160-NN4	S250-NN4
Nominal Current Rating	**160A**	**250A**	**125A**	**160A**	**250A**
Frame size	**TB2 LITE 160**	**TB2 LITE 250**	**TB2 S125**	**TB2 S250**	**TB2 S250**
Ui/Ue AC	690/690V	800/690V	800/690V	800/690V	800/690V
Icm	2.8kA	6kA	3.6kA	6kA	6kA

100% rated Neutral, early make, late break.





3-Pole	S400-NN	S630-NN	S800-NN	S1000-NN	S1250-NN
4-Pole	S400-NN4	S630-NN4	S800-NN4	S1000-NN4	S1250-NN4
Nominal Current Rating	**400A**	**630A**	**800A**	**1000A**	**1250A**
Frame size	**TB2 E/S 630**	**TB2 E/S 630**	**TB2 1000**	**TB2 1000**	**TB2 1250**
Ui/Ue AC	800/690V	800/690V	800/690V	800/690V	800/690V
Icm	9kA	9kA	17kA	17kA	32kA

See breaker dimensions on preceding pages

©ACDC Dynamics

TEMBREAK MINING MCCB's

125-400A Mining Breakers with Ajustable Settings



VS125-NJ

3-Pole		VS125-NJ	VS125-NJ	VS250-NJ	VS400-NE
Nominal Current Ratings -5 to 50°C 2000m		**020A** (12,5-20)	**050A** (32-50)	**160A** (100-160)	**400A** (160-400)
		032A (20-23)	**063A** (40-63)	**250A** (160-250)	
			100A (63-100)		
For TB2 Accessories Pg 8 For TB1 Accessories see below			**125A** (80-125)		
Ratings:	Frame Size	**TB2 S125**	**TB2 S125**	**TB2 S250**	**TB1 400A**
	Ui / Ue	1100/1100V	1100/1100V	1100/1100V	1100/1100V
	Icu/Ics 1000V	4/4kA	6/4kA	6/4kA	18/13.5kA
Protection:	Overload	0.63 - 1 x In	0.63 - 1 x In	0.63 - 1 x In	Electronic
	Short Circuit	6-10 x In	6-10 x In	6-10 x In	Electronic

650-1250A Mining Breakers with Ajustable Settings



S250-NJ



S1250-SE

3-Pole		VS630-NE	VS800-NE	VS800-GE	VS1250-NE
Nominal Current Ratings -5 to 50°C 2000m		**630A** (250-630)*	**800A** (320-800)*	**800A** (320-800)*	**1250A** (500-1250)*
For TB2 Accessories Pg 7.19 For TB1 Accessories see below					
Ratings:	Frame Size	**TB1 600-800A**	**TB1 600-800A**	**TB2 1250A**	**TB2 1250A**
	Ui / Ue	1100/1100V	1100/1100V	1100/1100V	1100/1100V
	Icu/Ics 1000V	20/15kA	20/15kA	30/20kA	30/20kA
Protection:	Overload	Electronic	Electronic	Electronic	Electronic
	Short Circuit	Electronic	Electronic	Electronic	Electronic

Accessories for VS400-NE I VS630-N6 I VS800-NE - Thermal Break 1

Auxiliary contacts (Ax)
Auxiliary = Aux
Alarm (Trip only) = Alarm



Frame Size		400A	600-800A
Aux	Alarm		
1 C/O	–	**A212001004**	**A215001005**
2 C/O	–	**A212001014**	**A215001015**
3 C/O	–	**A212001024**	**A215001025**
–	1 C/O	**A212001069**	**A215001070**
1 C/O	1 C/O	**A212001041**	**A215001042**
Rating		5A @ 250V; 3A @ 500V	

Undervoltage Trips (UVT)
Other voltages available ex-indent.



Inst:	100-120VAC	**U211002066**	**U215002067**
	200-240VAC	**U211002074**	**U215002075**
500mS	100-120VAC	**U211002118**	**U215002119**
	200-240VAC	**U211002126**	**U215002127**

Shunt Trips (SHT)
Other voltages available ex-indent.



100-115VAC	**S211002005**	**S215002006**
200-480VAC	**S211002013**	**S215002014**
24VDC	**S212002031**	**S215002032**

Covers	Terminal Covers 3 Pole (set of 2)	**C212004016**	**C215004018**
	Interpole Barriers (set of 2)	**C215004042**	**C215004042**
	Door flange	**C215005160**	**C215005160**
Mechanical Interlocks 220 - 230VAC	Rear Toggle	**M211009021**	**M215009023**
	1m cable	**M211009034**	**M215009035**

Handle Mechanisms





Padlock attachment	**H212011003**	**H215011004**
DAROS handle **IP54*** * Add Gasket **12180** to make **IP65**	**121-45-0204-01** (800A)	**121-45-0204-01** (800A)

Motor Operators	Motor Operator 230VAC	**MO211008042**	**MO215008043**
	Motor Operator 24VDC	**MO211008053**	**MO215008054**

©ACDC Dynamics

* 5% Derating @ 50°C * 10% Derating @ 50°C

TEMBREAK2 MCCB ACCESSORIES

			Frame Size						
	Type		TB2 LITE 160	TB2 LITE 250	TB2 125	TB2 250	TB2 400/630	TB2 1000	TB2 1250/1600
Auxiliary Switches (AX)	General purpose	1 C/O	A002489	A002489	A000348	A000348	A000348	A000348	A000348
	Heavy duty	N/O	-	-	A000300	A000300	A000300	A000300	A000300
		N/C	-	-	A000317	A000317	A000317	A000317	A000317
Alarm Switches (AL)	General purpose	1 C/O	A002557	A002557	A000744	A000744	A000744	A000744	A000744
	Right side only	1 C/O	A002564	A002564	-	-	-	-	-
	Heavy duty	N/O	-	-	A000706	A000706	A000706	A000706	A000706
		N/C	-	-	A000713	A000713	A000713	A000713	A000713
Shunt Trips (SHT)		AC100-120V	S002649	S002649	S000904	S000904	S000904	S000904	S003905
		AC200-240V	S002656	S002656	S000911	S000911	S000911	S000911	S003912
		AC380-450V	S002663	S002663	S000928	S000928	S000928	S000928	S003929
		DC24V	S002670	S002670	S000935	S000935	S000935	S000935	S003936
		DC12V	-	-	S000973	S000973	S000973	S000973	-
Undervoltage Trips (UVT)	Instantaneous	AC100-120V	U002779	U002779	U001208	U001208	U001208	U002304	U002304
		AC200-240V	U003554	U003554	U001215	U001215	U001215	U002311	U002311
		AC380-450V	U002793	U002793	U001222	U001222	U001222	U002328	U002328
		DC24V	U002809	U002809	U001239	U001239	U001239	U002335	U002335
	5mS Delay 800-1600A	AC100-120V	-	-	-	-	-	U003127	U003233
		AC200-240V	-	-	-	-	-	U003134	U003240
Motor Operators		AC100-120V	-	MO905728	MO755606	MO755705	-	-	MO735332
		AC200-240V	-	-	-	-	MO756009	MO735400	MO735356
		AC230-240V	-	MO905803	MO755620	MO755729	-	-	MO735349
		DC24V / *24-48V	-	MO905841	MO755637	MO755736	MO756016*	MO735417*	MO735363
		DC48	-	MO905889	-	-			-
Mechanical Interlocks Slide Type / Link Type	Slide Type Mech. Int. (*1) 3P		-	-	M033513	M033605	M033704	M033803	M035302
	Slide Type Mech. Int. (*1) 4P		-	-	M033520	M033612	M033711	M033810	M035319
	Link Type Mech. Int. Right Side (*2)		-	-	M035005	M035104	M035265	M036309	-
	Link Type Mech. Int. Left Side 3P (*2)		-	-	M035012	M035111	M035272	M036316	-
	Link Type Mech. Int. Left Side 4P (*2)		-	-	M035029	M035128	M035289	M036323	-
	(*1) *Order one part between two MCCBs* (*2) *Order one Interlock part for each MCCB*								
Covers & Mounting Terminal Covers	Terminal cover Long/Standard 3P 1Pc		C065248	C065309	C080425	C080456	C081002	C081040	C081088
	Terminal cover Long/Standard 4P 1Pc		C065255	C065316	C080432	C080463	C081019	C081057	C081095
	Terminal cover Short 3P 1Pc		-	C065286	-	-	-	-	-
	Terminal cover Short 4P 1Pc		-	C065293	-	-	-	-	-
	Terminal cover Wide 3P 1Pc		-	-	-	-	C081347	-	-
	Terminal cover Wide 4P 1Pc		-	-	-	-	C080814	-	-
	Terminal cover Long 3P H/L 1Pc		-	-	-	C080654	-	-	-
	Terminal cover Long 4P H/L 1Pc		-	-	-	C080661	-	-	-
	Interpole barriers 1Pc		C065682	C065729	C043062	C043161	C043338	C043338	C043338
	Interpole barriers H/L 1Pc		-	-	-	C043260	-	-	-
	Door Flange		-	C044908	C044908	C044908	C045400	-	C211005161
	DIN rail Adapter		D066900	-	-	-	-	-	-
Extension Bars	Straight Bar 3P		EB061486	EB061608	E010026	E010408	E010415	E010439	E067952
	Straight Bar 4P		EB061493	EB061615	E010040	E010163	E010422	E010446	E067969
	Offset Bar 3P		EB066948	EB061622	-	E010149	E010323	-	-
	Offset Bar 4P		EB066955	EB061639	-	-	E010330	-	-
External Operating Handles Daros Handles IP54 / Breaker Mount Handle / Door Mount Handle IP65 / Handle Lock	Door Mount IP55		H067174	H066344	H060601	H060687	H060922	H061240	H061325
	Door Mount IP65		H067198	H066382	H060649	H060724	H060960	H061288	H061363
	Breaker Mount IP3X (*IP5X)		H906053*	H907012*	H725623	H726347	H727061	H027062	H027543
	Daros Handle IP45		120-45-0110-01	120-45-0110-02	120-45-0200-01	120-45-0110-02	121-45-0202-01	121-45-0204-01	121-45-0206-01
	Gasket for Daros IP65		12180	12180	12180	12180	12180	12180	12180
	Handle Locks (Padlockable)		H064906	H064906	H037016	H037016	H037207	H037306	H035326
	Slide Locks + Hat Stand		-	-	TLSB-125	TLSB-250	TLSB-630	TLSB-800	-

©ACDC Dynamics

AIR CIRCUIT BREAKERS - FIXED & DRAWOUT

The TemPower2 is the world's first "Double Break" ACB, having two breaking contacts per phase. The unique pole structure means that the short time withstand rating (Icw, 1sec) is equal to the service short-circuit breaking capacity (Ics) for all models.

Icu=Ics=Icw for 1sec

TemPower2 ACBs have the world's smallest depth resulting in space saving in switchboards.



1250A

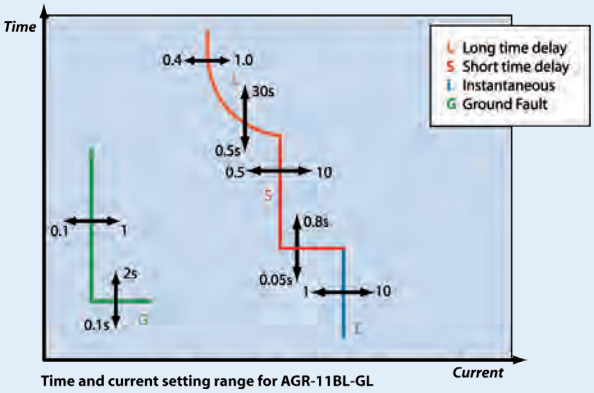

Time and current setting range for AGR-11BL-GL

Simplified Ordering

Standard part number Includes

- Protection Relay LSI (AGR-11BL-AL)
- Dial Type-2 (LCD available on request)
- 4 AB Auxiliary Contacts
- Padlockable Mechanical Close & Open Buttons
- Mechanical Close & Open Indicators
- Mechanical Indicator for Charged/Discharged State

Drawout Only

- Drawout Handle
- Horizontal or Vertical Connections
- Chassis
- Safety Shutters
- Terminal Cover
- Position Indicator

Double Break Contacts



4 Pole ACBs available on request

		Fixed Type		Drawout Type			
ACB Frame Size		**AR 2**	**AR3**	**AR 2**	**AR3**	**AR 4**	**AR6**
Rated Current	In	**1250 / 1600 / 2000A**	**2500 / 3200A***	**1250* / 1600 / 2000A**	**2500 / 3200A***	**4000A***	**5000* / 6300A***
ACB Model 3 pole		**ACDC2F312HH**	**ACDC3F325VV**	**ACDC2D312HH***	**ACDC3D325VV**	**ACDC4D340VV**	**ACDC6D350VV***
-5 - 40°C		**ACDC2F316***	**ACDC3F332VV***	**ACDC2D316HH**	**ACDC3D332VV***	**–**	**ACDC6D363VV***
* *Available Ex-Indent*		**ACDC2F320VV**	**–**	**ACDC2D320VV**	**–**	**–**	**–**
Rated Operational Voltage	Ue	690V	690V	690V	690V	690V	690V
AC Rated Insulation Voltage	Ui	1000V	1000V	1000V	1000V	1000V	1000V
Ics Service Breaking Capacity	690V	50kA	65kA	50kA	65kA	85kA	85kA
(kA, symmetrical r.m.s)	440V	65kA	85kA	65kA	85kA	100kA	120kA
	400/415V	65kA	85kA	65kA	85kA	100kA	120kA
Icm Making Capacity	690V	105kA	143kA	105kA	143kA	187kA	187kA
(kA, asymmetrical peak)	440V	143kA	187kA	143kA	187kA	220kA	264kA
	400/415V	143kA	187kA	143kA	187kA	220kA	264kA
Icw Short - Time Withstand	1 sec	65kA	85kA	65kA	85kA	100kA	120kA
(kA rms)	3 sec	50kA	65kA	50kA	65kA	75kA	85kA
Times							
Total Breaking Time (sec) max		0.03	0.03	0.03	0.03	0.03	0.05
Spring Charging Time (sec) max		10	10	10	10	10	10
Closing Time (sec) max		0.08	0.08	0.08	0.08	0.08	0.08
Dimensions	W 3 pole	360mm	466mm	354mm	460mm	460mm	799mm
	H	460mm	460mm	460mm	460mm	460mm	460mm
	D	290mm	345mm	345mm	345mm	380mm	380mm

Note: The Tempower 2 range of Air Circuit Breakers can be customised to meet the requirements of any application.

Available options include:

- Motor Operators and closing coils in various voltages
- Mechanical interlock kits for co-ordination of up to 3 ACB's
- A wide variety of advanced protection relays
- Shunt trips and UVTs in various voltages
- A full range of spare parts for maintenance purposes

* Add Terminal Configuration to code: **HH** (Horizontal), **VV** (Vertical)

Accessories



Undervoltage Trips Drawout Type



Motor & Closing Coil for Automatic Charging and Closing



Key Locks



Mechanical Interlocks Kits



Shunt Trips Fixed and Drawout Type



Drawout Chassis



Vertical or Horizontal Terminals

©ACDC Dynamics

DC FUSES & FUSE HOLDERS

Photovoltaic Fuses - 10 x 38mm - gPV

Rated Voltage: 1000V
Breaking Capacity: 20kA



Code	Rated Current	Code	Rated Current
30F1PV	1A	30F10PV	10A
30F2PV	2A	30F12PV	12A
30F3PV	3A	30F15PV	15A
30F4PV	4A	30F20PV	20A
30F5PV	5A	30F25PV	25A
30F6PV	6A	30F30PV	30A
30F8PV	8A		

Photovoltaic Fuses - 14 x 51mm - gPV

Rated Voltage: 1000V
Breaking Capacity: 20kA



Code	Rated Current
30F15PV-L	15A
30F20PV-L	20A
30F25PV-L	25A
30F32PV-L	32A
30F40PV-L	40A
30F50PV-L	50A

Photovoltaic Fuses - 10 x 85mm - gPV

Rated Voltage: 1500V
Breaking Capacity: 20kA



Code	Rated Current
F1085GPV-2	2A
F1085GPV-4	4A
F1085GPV-10	10A
F1085GPV-16	16A
F1085GPV-20	20A
F1085GPV-30	30A

Photovoltaic Fuses - 14 x 85mm - gPV

Rated Voltage: 1500VDC
Breaking Capacity: 20kA



Code	Rated Current
F1485GPV-40	40A
F1485GPV-50	50A

10 x 38mm DIN Fuse Base - 1000VDC



Code	Ratings
SRD-30	1000VDC, 30A

14 x 51mm DIN Fuse Base - 1000VDC



Code	Ratings
SRD-63	1000VDC, 50A

10 x 85mm DIN Fuse Base - 1500VDC



Code	Ratings
SRD-32L	1500VDC, 30A

10/14 x 85mm DIN Fuse Base - 1500VDC



Code	Ratings
CFPV63L	1500VDC, 50A



NH1GPV



NH2XLGPV

Rated Voltage: 1000V
Breaking Capacity: 50kA (Size 1)
30kA (Size 2XL)

NH Photovoltaic Fuses - gPV

Code	Rated Current	DIN Fuse Size
NH1GPV-32	32A	1
NH1GPV-40	40A	1
NH1GPV-50	50A	1
NH1GPV-63	63A	1
NH1GPV-80	80A	1
NH1GPV-100	100A	1
NH1GPV-125	125A	1
NH1GPV-160	160A	1
NH2XLGPV-200A	200A	2XL
NH2XLGPV-250A	250A	2XL
NH2XLGPV-315A	315A	2XL
NH2XLGPV-350A	350A	2XL
NH2XLGPV-400A	400A	2XL

1000VDC NH Fuse Bases





Code	NH1PVB	NH2XLB
Ratings	Size 1 1000VDC, 250A	Size 2XL 1000V, 400A

1000VDC FUSEHOLDERS

Gave



Fuse Holders for DC Applications

Code	Thermal Rating	Fuse Size	Poles	Width
211PV	20A	10 x 38	1 Pole	18mm
221PV	50A	14 x 51	1 Pole	27mm

Accessories

Code	Description
21KE	Multipole assembly kits



According To
- IEC 60947-1
- IEC 60947-3

Characteristics
- 1000VDC - DC-20B
- Mounting 35mm DIN rail
- High temperature resistant plastics
- Elevated insulation characteristics

For multipole fuse holders use multipole assembly kits - **21KE**

©ACDC Dynamics

FUSE DISCONNECTORS FOR CYLINDRICAL FUSES

Din Rail Mounting
Rated Operational Voltage: 400/690VAC
Utilisation Category : AC-22B







Fuse size	10x38		14x51		22x58	
Type	**Basic**	**c/w LED**	**Basic**	**c/w LED**	**Basic**	**c/w LED**
1 Pole Code	DN56110-1P	DN56130-1P	DN56115-1P	DN56135-1P	DN56120-1P	DN56140-1P
2 Pole Code	DN56112-2P	DN56132-2P	DN56117-2P	DN56137-2P	DN56122-2P	DN56141-2P
3 Pole Code	DN56113-3P	DN56133-3P	DN56118-3P	DN56138-3P	DN56123-3P	DN56143-3P
4 Pole Code	DN56125-4P	-	DN56134-4P	-	DN56139-4P	-
Neutral Link	1038.N	1038.N	1451.N	1451.N	2258.N	2258.N
Rated Current	32A		63A		125A	
Terminal capacity	0.75-25mm²		1.5-35mm²		4-50mm²	

Fuse Holders
Rated Voltage: 690VAC
Gave







Fuse Size (mm)	10 x 38	14 x 51	22 x 58
1 Pole Code	G-211	G-221	G-231
2 Pole Code	G-212	G-222	G-232
3 Pole Code	G-213	G-223	G-233
3 P+N Code (c/w neutral link)	G-213N	G-223N	G-233N



Multipole Assembly Kit for Gave Fuse Holders

Code	Description
21KE	Assembly kit for fuse holder (10x38) (14x5)
23KE	Assembly kit for fuse holder (22x58)

NEW

FUSE DISCONNECTORS FOR NH FUSES









Rated Current	Fuse size	1 Pole Code	2 Pole Code	3 Pole Code	3 Pole Busbar Mount
160A	00	DNH10-160/1P	DNH10-160/2P	DNH1-160/30G	DNH1-160/31G
250A	0/1	DNH10-250/1P	DNH10-250/2P	DNH1-250/30G	DNH1-250/31G
400A	2	-	-	DNH1-400/30G	DNH1-400/31G
630A	3	-	-	DNH1-630/30G	DNH1-630/31G
Rated Voltage Operational		400/690VAC	400/690VAC	380/660VAC	380/660VAC
Voltage		440VDC	440VDC		



DNH9-160



WS-01FBJH-1P

Base Mounted Horizontal NH Fuse Switch

Code	Poles	Fuse Size	Rated Current	Rated Voltage
DNH9-160/1P	1 Pole	00	160A	400VAC
DNH9-160/2P	2 Pole	00	160A	400VAC
WS-01FBJH-1P	1 Pole	1	250A	400VAC
WS-01FBJH-2P	2 Pole	1	250A	400VAC
WS-01FBJH-3P	3 Pole	1	250A	400VAC

©ACDC Dynamics

BUSBAR DISTRIBUTION SYSTEM

Busbar Power Distribution Systems for use in Panels

- Electrical Components are mounted directly onto the busbars
- Fast & Easy Installation
- No Drilling Required
- Easily Expandable
- Space Saving Design

Application Examples








4P 60mm Assembly with End Caps
2 x **DN52357** + **DN53131** + Busbar



3P 60mm Assembly with End Caps
2 x **DN52500/5** + **DN53573** + Busbar



1P for Neutral
2 x **DN52601** + Busbar



DN52356



DN52001 + DN53230

Tin plated Copper Busbar

Code	Busbar Size	Length	Cross Section	Current
DN51618	12 x 5	2400mm	60mm²	200A
DN51381	12 x 5	790mm	60mm²	200A
DN51382	12 x 5	590mm	60mm²	200A
DN51620	20 x 5	2400mm	100mm²	320A
DN51383	20 x 5	790mm	100mm²	320A
DN51384	20 x 5	590mm	100mm²	320A
DN51622	30 x 5	2400mm	150mm²	450A
DN51387	30 x 5	790mm	150mm²	450A
DN51388	30 x 5	590mm	150mm²	450A
DN51624	20 x 10	2400mm	200mm²	520A
DN51391	20 x 10	790mm	200mm²	520A
DN51392	20 x 10	590mm	200mm²	520A
DN51625	30 x 10	2400mm	300mm²	630A
DN51393	30 x 10	790mm	300mm²	630A
DN51394	30 x 10	590mm	300mm²	630A

Busbar Supports

Support Code	End Cover Code	Busbar Spacing	Poles	Busbar Size (mm)
DN52001	**DN53230**	185mm	3P	30 x 5
DN52230	**DN53230**	185mm	3P	30 x 10
DN52500	**DN53573**	60mm	3P	12 / 20 / 30 x 10
DN52005	**DN53573**	60mm	3P	12 / 20 / 30 x 5
DN52356	-	60mm	2P	12 / 20 / 30 x 5 / 10
DN52601	-	-	1P	12 / 20 / 30 x 5 / 10
DN52357	**DN53131**	60mm	4P	12 / 20 / 30 x 5 / 10



DN54240



DN54243



DN54263



DN54753
DN54199
DN54754



DN54147
DN54162



DN54185
DN54186

Multi-Pole In/Output Connection Modules - Cable / Busbar to Busbar System Connection

Support Code	Busbar Spacing	Poles	Max Current	Busbar Size (mm)	Terminal Capacity
DN54563	60mm	3P	80A	12 / 20 / 30 x 5 / 10	1.6-16mm²
DN54240	60mm	3P	300A	12 / 20 / 30 x 5 / 10	6-50mm²
DN54243	60mm	3P	440A	12 / 20 / 30 x 5 / 10	35-120mm (Max)
DN54753	60mm	3P	630A	20 / 30 x 5 / 10	Laminated Busbar 30 x 20mm²
DN54199	60mm	3P	460A	20 / 30 x 5 / 10	95-185mm²
DN54754	60mm	3P	560A	20 / 30 x 5 / 10	120-300mm²
DN54147	60mm	4P	560A	20 / 30 x 5 / 10	120-300mm²
DN54162	60mm	4P	630A	20 / 30 x 5 / 10	Laminated Busbar 20-32 x 3-15mm
DN54185	185mm	3P	400A	12 / 20 / 30 x 5 / 10	120-240mm²
DN54186	185mm	3P	630A	12 / 20 / 30 x 5 / 10	150-300mm²

©ACDC Dynamics

BUSBAR DISTRIBUTION SYSTEM



Universal 1Pole busbar connectors - Connection of In/Output Cables/Busbars to busbars

Code	Current	Connect to Busbar	Terminal Capacity
DN54284	180A	12 / 20 / 30 x 5mm	1.5-16mm²
DN54285	270A	12 / 20 / 30 x 5mm	4-35mm²
DN54287	400A	12 / 20 / 30 x 5mm	16-70mm²
DN54068	440A	12 / 20 / 30 x 5mm	16-120mm²
DN54289	180A	12 / 20 / 30 x 10mm	1.5-16mm²
DN54290	270A	12 / 20 / 30 x 10mm	4-35mm²
DN54292	400A	12 / 20 / 30 x 10mm	16-70mm²
DN54203	440A	12 / 20 / 30 x 10mm	16-120mm²
DN54317	500A	20 / 30 x 5 / 10mm	95-185mm²
DN54760	600A	20 / 30 x 5 / 10mm	120-300mm²
DN54319	750A	20 / 30 x 5 / 10mm	30 x 20mm² (Max) Busbar
DN54759	800A	20 / 30 x 5 / 10mm	30 x 20mm² (Max) Busbar

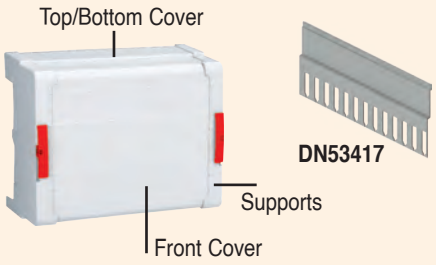

System Covers - For 60mm System

Code	Poles	Description
DN53136	3	Left & Right Support
DN53137	4	Left & Right Support
DN53555	-	1100mm Top/Bottom Cover Solid
DN53417	-	1100mm Top/Bottom Cover Slotted
DN53554	3	1100mm Front Cover
DN53599	4	1100mm FrontCover

Clip-on Covers - For Individual Busbars

Code	Busbar Size (mm)
DN53244	12-30 x 5
DN53245	12-30 x 10





Busbar Mount Base Plates for Moulded Case Circuit Breakers - 60mm System

Base Code	Connecting Busbar*	Tembreak Frame Size	Rated Current	Poles
DN55177*	DN28000	160A TB Lite	16-160A	3P
DN55037*	DN28001	160/250A TB2 / 250A TB Lite	200-250A	3P
DN55023*	DN28002 (400A), DN28003 (580A)	400/630A TB2	250A - 580A	3P

*Flexible busbar connector to be ordered separately. Order 3pcs. Breakers available on 7.15 & 7.16



Busbar Mount Base Plates for Miniature Circuit Breakers and Switchgear - 60mm System

Code	Current	DIN Rails	Dimensions W x L
DN55300	80A	1	54 x 200mm
DN55325	80A	2	54 x 200mm
DN55301	80A	1	54 x 260mm
DN55326	80A	2	54 x 260mm
DN55310	80A	1	81 x 200mm
DN55335	80A	2	81 x 200mm
DN55313	80A	1	81 x 260mm
DN55338	80A	2	81 x 260mm



Busbar Mounted 10x38 Fuse Switch - 60mm System

Code	Max Current	Rated Voltage	Poles
DN56017	32A	690VAC	3P
DN56021	32A	690VAC	3P+N
DN56023	32A	690VAC	2P
DN56024	32A	1000VDC	2P



Busbar Mounted Vertical NH Fuse Disconnector - 185mm System

Standard Code	Code c/w CT's	Fuse Size	Rated Current	Rated Voltage	Ui
DNH18-160/3L	DNH18-160/3L-A	00	160A	690VAC	1000V
DNH18-250/3L	DNH18-250/3L-A	1	250A	690VAC	1000V
DNH18-400/3L	DNH18-400/3L-A	2	400A	690VAC	1000V
DNH18-630/3L	DNH18-630/3L-A	3	630A	690VAC	1000V

c/w CT's & Ammeter Support

©ACDC Dynamics

CYLINDRICAL FUSES & HOLDERS

Cylindrical Fuses (500V) IEC269

Size mm	10 x 38	14 x 51	22 x 58
	 AM type UF type			
GL Fuse	1038*	1451*	2258*
AM Fuse	AM1038*	AM1451*	AM2258*
Ultra Fast Fuse	UF1038*	UF1451*	UF2258*
Current	*01A *16A	**1A *16A	*10A *50A
*Add Amp to code	*02A *20A	**2A *20A	*12A *63A
Rated Voltage: 500V	*04A *25A	**4A *25A	*16A *80A
Breaking Capacity: 100kA	*06A *32A	**6A *32A	*20A *100A
	*08A	**8A *40A	*25A
* For **AM** range only	*10A	*10A *50A	*32A
	*12A	*12A *63A	*40A

Fuse Holders 690V



Neutral link **1038.N**

CMS2258.3

Size mm	10 x 38	14 x 51	22 x 58
Neutral link	1038.N	1451.N	2258.N
1 Pole	MSC1038.1	CMS1451.1	CMS2258.1
2 Pole	MSC1038.2	CMS1451.2	CMS2258.2
3 Pole	MSC1038.3	CMS1451.3	CMS2258.3
4 Pole	MSC1038.4	CMS1451.4	-
1 N Pole	MSC1038.N	CMS1451.N	VS2258.N

1500V Fuses

10 x 85



F602*

*2A
*4A
*6.3A
*10A
*16A

Glass Fuses

5 x 20

250V



135% – 1h max

F600**

*0.1A *3.5A
*0.25A *4A
*0.5A *5A
*0.8A *6.3A
*1A *8A
*1.25A *10A
*1.5A *15A
*1.6A *20A
*2A *25A
*3A

5 Pack



Ceramic Fuses

5 x 20

250V



F700**

*1A
*2A
*3A
*4A
*5A
*6.3A
*10A
*15A
*20A

Fast Blow

6.3 x 32

250V



200% – 5s max

F601**

*0.25A *5A
*0.5A *6.3A
*0.75A *8A
*0.8A *10A
*1A *15A
*1.6A *16A
*2A *20A
*3A *25A
*4A *30A

5 Pack



* Add quantity to Code **/100**, **/5** eg **F601 1.6A/5**

Fuse Holders



P114
21.5mmØ
1000V
For Fuse 10 x 85 16A max.



P115/10
12mmØ
250V
5 x 20mm Panel Mount



HF-015
12mmØ
250V
5 x 20mm Panel Mount



SP1120/10 (5x20)
SP1132 (6.3x32)
250V
Inline Fuse Holder



P113/10
15mmØ
250V
6.3 x 32mm Panel Mount

Econo Type Fuse Holders 500V

10 x 38



Pole	Code w/o indication	Code with indication
1 Pole	VS1038.1	LVS1038.1
2 Pole	VS1038.2	LVS1038.2
3 Pole	VS1038.3	LVS1038.3
1 N Pole	VS1038.N	–

Panel Mount Fuse Holder

10 x 38



P1891 P1892

Pole	Code	Specification
1 Pole	P1891	Max. 30A 600V
1 Pole	P1892	Max. 30A 600V

Open Type Fuse Holders

10 x 38



Pole	Code
1 Pole	FB1038.1

P.C.B. Fuse Holders



CQ-2005

For 5 x 20 Fuse 10A 250V



HF004

For 5 x 20 Fuse

DIN Mount



Max 250VAC 32A

Code	Pole
FS10	1 Pole

6.3 x 32 Fuse Base c/w neon indication

CIRCUIT BREAKERS, FUSES & SWITCHGEAR

©ACDC Dynamics

DIN HRC FUSE LINKS AND CARRIERS

Standard Protection Fuses with Indicator - Rated Voltage: 500V I Fault Capacity: 120kA








DIN Size	C00	00	0	1	2	3
Code GL	**24700-***	**24585-***	**24710-***	**24720-***	**24582-***	**24588-***
Current *Add Amp to code	*6A *35A *10A *40A *16A *50A *20A *63A *25A *80A *32A *100A	*100A *125A *160A	*125A *160A	*200A *250A	*200A *355A *250A *400A *315A	*400A *500A *630A *800A

Semi-Conductor Protection Ultra Fast Fuses - Rated Voltage: 500V I Fault Capacity: 120kA

Code	UF24700-*	UF24585-*	UF24710-*	UF24720-*	-	-
Current *Add Amp to code	*6A, *40A, *10A, *50A, *16A *63A *20A, *80A, *25A, *100A *32A	*100A *125A	*125A *160A	*125A *160A *200A *250A	-	-

Bolt Down Semi-Conductor Ultra Fast Fuses - Rated Voltage: 660V I Fault Capacity: 120kA

UFB Fuse Base







Code	UFB00-*	UFB00-*	UFB0-*	UFB1-*	S1000-80-00
Current *Add Amp to code	*6A, *40A, *10A, *50A, *16A *63A *20A, *80A, *25A, *100A *32A	*100A *125A	*125A *160A	*125A *160A *200A *250A	For Size 00 **UFB** Fuses

Fuse Bases for DIN HRC Fuse Links

IP00 Fuse Bases



Fuse Handle
24649
fits all sizes








DIN	C00	00	0	1	2	3
1 Pole	CT-00FB	CT-00FB	CT-01FB	CT-01FB	CT-02FB	CT-03FB
3 Pole	24645	24645	24646	24646	24647	-







Fuse & Fuse Base Accessories

Accessories							
Code	**1 Pole**	**3 Pole**	**Terminal Cover**	**Fuse Cover**	**Fuse Barriers**	**Fuse Linking Piece**	**Neutral Link**
Size C00 & 00	7900.N	7903.00	CT-00FBC1	CT-00FBC2	CT-00FBC3	–	NL24585
Size 0	7901.N	7903.01	CT-01FBC1	CT-01FBC2	CT-01FBC3	CT-01FBC4	NL24710
Size 1	7901.N	7903.01	CT-01FBC1	CT-01FBC2	CT-01FBC3	CT-01FBC4	NL24720
Size 2	7902.N	7903.02	CT-01FBC1	CT-01FBC2	CT-01FBC3	CT-01FBC4	NL24582
Size 3	7903.N	7903.03	CT-03FBC1	CT-03FBC2	–	CT-03FBC4	NL24588

©ACDC Dynamics

BS HRC FUSE LINKS & CARRIERS

BS 88 Size	NS	A1	A2	A3	A4	A5
ACDC or COOPER Bussmann Standard Protection IEC269 – BS88						
Code ACDC	**NS***	**NIT***	**TIA***	**TIS***	**TCP***	**TFP***
Code Bussman	**BNS***	**BNIT***	**BTIA**	**BTIS**	**BTCP**	**BTFP**
Current (*Add Amp to code)	***2A** ***16A** ***4A** ***20A** ***6A** ***25A** ***10A** ***32A**	***2A** ***4A** ***6A** ***10A** ***16A** ***20A**	***2A** ***20A** ***4A** ***25A** ***6A** ***32A** ***10A** ***16A**	***35A** ***63M80A** ***40A** ***63M100A** ***50A** ***63A**	***80A** ***100A** ***100M200A**	***125A** ***160A**
Voltage AC	550V	550V	660V	660V	660V	660V
Fault capacity	80kA	80kA	80kA	80kA	80kA	80kA
Dimensions						
Overall length	58.5mm	55.6mm	85.8mm	85.8mm	111mm	111mm
Hole fixing centres	CLIP-IN	44.5mm	73mm	73mm	93.7mm	93.7mm
Diameter	13.8mm	14.1mm	22.2mm	22.2mm	28mm	33.7mm
Tag type / holes	Offset / None	One side / 2	One side / 2	One side / 2	One side / 2	One side / 2

	NS Fuse Holders				NIT Fuse Holders - A1	
Volts	415V	415/660V	660V	550V	660V	415V
Mounting	Screw	Screw	Busbar	DIN	Screw	Screw
Neutral link for NS Fuse: **NS-N**						
Connection	Front	Rear	Rear/Front	Front	Front	Front
Black	**NSH-B**	**NSP-B ***	**NSB-B**	**32NNSF-B**	**RS20H**	**CSM-20H**
White	**NSH-W**	**NSP-W ***	**–**	**32NNSF-W**	**–**	**–**
	*Add **415V** or **600V**					
Dimensions						
Height	82.5mm	80mm	80mm	83mm	80mm	81mm
Width	44mm	25mm	25mm	25mm	27mm	25mm
Depth	67mm	81mm	44mm	49mm	54mm	46mm

	TIA Fuse Holders - A2			TIS Fuse Holders - A3				TCP Fuse Holders -A4	
Volts	660V	660V	415V	660V	660V	660V	415V	660V	415V
Mounting	Screw	Screw	Screw	Screw	Screw	Screw	Screw	Screw	Screw
									
Connection	Front	Rear/Front	Front	Front	Rear	Rear/Front	Front	Front	Front
Black	**RS32HD**	**RS32PH**	**CSM-32H**	**RS63HD**	**RS63P**	**RS63-B**	**CSM-63H**	**RS100HD**	**CSM-100H**
Dimensions									
Height	103mm	103mm	98mm	110mm	105mm	110mm	110mm	140mm	130mm
Width	32mm	32mm	32mm	35mm	36mm	35mm	35mm	51mm	47mm
Depth	70mm	70mm	65mm	76mm	65mm	76mm	76mm	100mm	91mm

©ACDC Dynamics

BS HRC FUSE LINKS & CARRIERS

BS 88 Size	B1	B2	B3	B4	C1/C2		C3	Fuse Holders Screw Mount Front Connection
ACDC or COOPER Bussmann Standard Protection IEC269 – BS88								 TF/TKF/TMF 200A 660V
Code ACDC	**TS***	**TF***	**TKF***	**TMF***	**TM***	**TTM***	**TLM***	**RS200HD**
Code Bussman	**BTS***	**BTF***	**BTKF***	**BTMF***	**BTM***	**BTTM***	**BTLM***	**RS200HD**
Current (*Add Amp to code)	*100A	*125A *160A *200A	*250A *315A	*355A *400A	*400A	*500A *560A *630A	*800A	175 x 70 x 115
								TF 200A 415V 
Voltage AC	660V		660V	660V	660V		660V	
Fault Capacity	80kA		80kA	80kA	80kA		80kA	
Dimensions								
Overall Length	136.5mm		136.5mm	136.5mm	211mm	209.6mm	209.6mm	
Hole Fixing Centres	111mm		111mm	111mm	133mm / 184mm		133mm / 184mm	
Diameter	33.7mm		40 / 52.6mm	60mm	60mm	74.2mm	82.2mm	
Tag type / Holes	Centre / 2		Centre / 2	Centre / 2	Centre / 4		Centre / 4	**CSM-200H** 176 x 70 x 125

FUSES & HOLDERS

Bottle Fuses with blown indicator (diazed)

Size	D01-E14	D02-E18	D1 – E16	D11 – E27	D111 – E33
Standard Protection IEC269					
Code	**E14-***	**E18-***	**E16-***	**E27-***	**E33-***
Current *Add Amp to code 50kA	*2A *4A *6A *10A *16A	*20A *25A *35A *50A *63A	*2A *4A *6A *10A *16A *20A *25A	*2A *4A *6A *10A *16A *20A *25A	*35A *50A *63A
Voltage AC	400V	400V	500V	500V	500V
Dimensions Overall length	36mm	36mm	50mm	50mm	50mm
Diameter	11mm	14mm	13mm	22mm	26mm
Fuse Holders Plastic, DIN Mount Base 400VAC IEC60269, VDE0636 Order Caps separately	–			 E14/18 CAP E27/33 CAP	
Code 1P	–	**PPD02-1**	**PPE16-1**	–	**PPE33-1**
Code 3P	–	**PPD02-3**	–	–	–
Cap Code	–	**E18-CAP**	–	–	**E33-CAP**
Fuse Disconnectors – DIN Mount			**Fuse Holders c/w Caps – DIN Mount**		
	–				
Code 1P	–	–	**E16/1B**	**E27/1B**	**E33/1B**
Code 2P	–	**STVD02-2**	–	–	–
Code 3P	–	**STVD02-3**	**E16/3B**	**E27/3B**	**E33/3B**
		Spare Caps	–	**E27-CAP**	**E33-CAP**

Automotive Fuses - 5 Pack

(9.2mm Blade type) 32V



Code/Amps	Colour
AF-2A/5	Dark Green
AF-3A/5	Violet
AF-4A/5	Pink
AF-5A/5	Tan
AF-7.5A/5	Brown
AF-10A/5	Red
AF-15A/5	Blue
AF-20A/5	Yellow
AF-25A/5	Clear
AF-30A/5	Green
AF-35A/5	Purple

Inline Fuse Holder



Code	V1161/5

(7.2mm Blade type)

Mini Automotive Fuses - 5 Pack

(7.2mm Blade type)

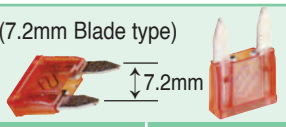

Code/Amps	Colour
RL-3A/5	Violet
RL-4A/5	Pink
RL-5A/5	Tan
RL-7.5A/5	Brown
RL-10A/5	Red
RL-15A/5	Blue
RL-20A/5	Yellow
RL-25A/5	Clear
RL-30A/5	Green

©ACDC Dynamics

SQUARE BODY TYPE B FUSES

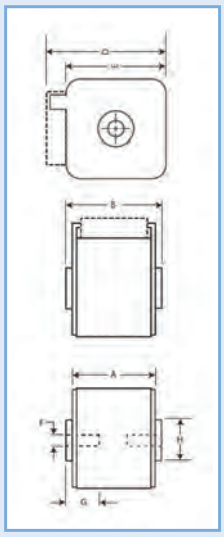

COOPER Bussmann



High Speed Fuse - Rated Voltage: 690VAC (IEC/UL)
• Characteristic: aR • Fault Capacity: 200kA

Size	Size 01	Size 1	Size 2	Size 3
Code	170M34-*	170M44-*	170M54-*	170M64-*
Current				
	*63A	*200A	*400A	*500A
	*80A	*250A	*450A	*550A
	*100A	*315A	*500A	*630A
	*125A	*350A	*550A	*700A
	*160A	*400A	*630A	*800A
	*200A	*450A	*700A	*900A
	*250A	*500A	*800A	*1000A
	*315A	*550A	*900A	*1100A
	*350A	*630A	*1000A	*1250A
	*400A	*700A	*1100A	*1400A
	*450A	*800A	*1250A	*1500A
	*500A	*900A	-	*1600A
	*550A	-	-	-
	*630A	-	-	-

*Add Amp to code

Dimensions (mm)

Size	A	B	D	E	F	G	H
01	50	51	N/A	45	M8	5	17
1	50	51	69	N/A	M8	8	20
2	50	51	N/A	61	M10	10	24
3	51	53	N/A	76	M12	10	30

BS ULTRA RAPID FUSE LINKS

Bussmann Ultra Rapid Fuses – 240V

Code	Rated Current RMS-Amps	I²t (Amps² secs)			Loss
		Pre-arc	Clearing at 120V	Clearing at 240V	
25LET	25A	18	120	250	4W
32LET	32A	32	200	450	5W
35LET	35A	50	320	600	5W
50LET	50A	100	500	1.4k	7W
63LET	63A	180	1.1k	2.2k	9W
80LET	80A	300	1.9k	3.8k	10W
100LET	100A	600	3.8k	7.5k	10W
125LET	125A	600	3.8k	7.5k	16W
160LET	160A	1.1k	7k	16k	20W
180LET	180A	1.6k	12k	29k	21W

Bussmann Ultra Rapid Fuses – 690V

Code	Rated Current RMS-Amps	I²t (Amps² secs)			Loss
		Pre-arc	Clearing at 415V	Clearing at 660V	
25ET	25A	25	150	250	7W
32ET	32A	32	190	350	11W
40ET	40A	103	600	900	9W
45ET	45A	103	680	1.1k	11W
56ET	56A	135	950	1.5k	14W
63ET	63A	171	1.2k	2k	16W
80ET	80A	360	2.5k	4k	18W
63FE	63A	135	480	750	12W
80FE	80A	250	900	1.5k	20W
90FE	90A	360	1.3k	2.1k	20W
100FE	100A	470	1.8k	2.8k	23W
110EET	110A	600	4k	6.5k	27W
140EET	140A	1050	7k	12k	35W

Dimensions **Fuse Guide for SCRs: Fuse I²t ≤ 0.75 x SCR I²t**



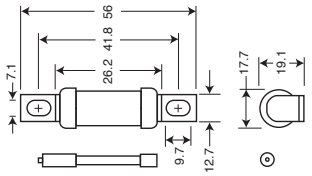

LET

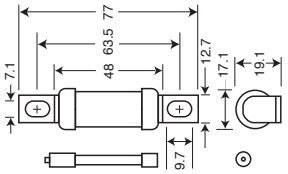

ET, FE

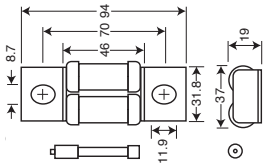

EET

J-TYPE POLE FUSES



Code	SMJ30-*	SPJ30-*	SMJ31-*	SPJ31-*
Fixing Centres	82mm	82mm	92mm	92mm
Fuse Body	Ø39mm	Ø50mm	Ø39mm	Ø50mm
	*20A *100A	*355A	*20A *100A	*355A
	*32A *125A	*400A	*32A *125A	*400A
	*40A *160A		*40A *160A	
	*50A *200A		*50A *200A	
	*63A *250A		*63A *250A	
	*80A *315A		*80A *315A	

Rated voltage: 415V
Fault Capacity: 80kA

*Add current rating to code

Slotted type fuses designed for wedge type fuse carriers on BS applications. For use by electrical authorities in distribution pillars, open type sub-station boards, heavy duty cutouts and underground connection boxes.

PLUG TOP FUSE-LINKS

Rated Voltage: 240V
Breaking Capacity: 6kA



Cylindrical Fuses - Size: 6.45 x 24.4mm

Code	Rating	Colour Code
C180-13A	13A	Black

STOVE FUSES

Screw Capped (E27) Glass Fuses 240V



Code	Current Rating	Code	Current Rating
SF-E27-6A	6A	SF-E27-20A	20A
SF-E27-10A	10A	SF-E27-25A	25A
SF-E27-15A	15A	SF-E27-30A	30A

©ACDC Dynamics

FIRE RATED ISOLATORS

KATKO



Fire Rated Aluminium Enclosed Isolators - IP66, c/w Padlockable Handle for up to 3 Padlocks

F200 (300°C for 3 Hours)		F300 (300°C for 2 Hours)		AC22@ 400/415V	AC23@ 400/415V	AC23kW@ 400/415V	Dimensions HxWxD(mm)
3 Pole Code	4 Pole Code	3 Pole Code	4 Pole Code				
KEA325-FR-A2	KEA425-FR-A2	KEA325-FR3-A2	KEA425-FR3-A2	25A	25A	11KW	159 x 104 x 116
KEA340-FR-A2	KEA440-FR-A2	KEA340-FR3-A2	KEA440-FR3-A2	40A	40A	22KW	159 x 104 x 116
KEA363-FR-A4	KEA463-FR-A4	KEA363-FR3-A4	KEA463-FR3-A4	63A	40A	22KW	262 x 162 x 143
KEA380-FR-A4	KEA480-FR-A4	KEA380-FR3-A4	KEA480-FR3-A4	80A	63A	30KW	262 x 162 x 143
KEA3125-FR-A5	KEA4125-FR-A5	KEA3125-FR3-A5	KEA4125-FR3-A5	125A	100A	55KW	422 x 300 x 230
KEA3160-FR-A5	KEA4160-FR-A5	KEA3160-FR3-A5	KEA4160-FR3-A5	160A	135A	75KW	422 x 300 x 230
KEA3200-FR-A5	KEA4200-FR-A5	KEA3200-FR3-A5	KEA4200-FR3-A5	200A	200A	110KW	422 x 300 x 230

FIREMAN SWITCHES IP66

KATKO



3 Pole Aluminium Side Operated Fire Switches

Code	Description	AC21@ 400/415/ 690V	AC22@ 400/415V 690V	AC23@ 400/415V	AC23kW@ 400/415V	AC23kW@ 690V	Dimensions HxWxD(mm)
KEF316A-A2S	16A 3P Side Operated	16A	16A	16A	7.5KW	11KW	157 x 103 x 80
KEF340A-A2S	63A 3P Side Operated	40A	40A	40A	22KW	22KW	157 x 103 x 80

- Fully Rated Load Break Switch, with Breaking Capacity of 8 x AC23 Rating
- Good UV Resistance
- High Impact Resistance
- Handle Padlockable in Off Position

FIRE RATED SWITCH DISCONNECTOR IP65

Gave

Designed to meet EN-12101-3 which specifies temperature/time requirements for Powered Smoke and Heat Exhaust fans in order to maintain safety under emergency conditions.

EN-12101-3/ F300:



The switch will be operational after 1 hour at 300°C.

EN-12101-3/ F400:



The switch will be operational after 2 hours at 400°C.









* Four and Six Pole Only Available Ex - Indent

25A 40-63A 100 - 125A

3 Pole Code	AB55225F3	AB55221F4	AB55241F4	AB55261F4	AB55271F4	AB55291F4
3 Pole + 1 Aux (1NO) Code	AB55225F3-A	AB55221F4-A	AB55241F4-A	AB55261F4-A	AB55271F4-A	AB55291F4-A
*4 Pole Code	AB55325F3	AB55321F4	AB55341F4	AB55361F4	AB55371F4	AB55391F4
*6 Pole Code	AB55625F3	AB55621F4	AB55641F4	AB55661F4	AB55671F4	AB55691F4
Temperature Rating to EN12101-3	F300	F400	F400	F400	F400	F400
Rated Current In	25A	25A	40A	63A	100A	125A
Thermal Rating Ith	30A	30A	50A	70A	120A	125A
Rated Operating Voltage	690VAC	690VAC	690VAC	690VAC	690VAC	690VAC
AC23kW @ 400 VAC	7.5kW					
Size L x W x H (mm)	100 x 100 x 106	130 x 130 x 124	160 x 160 x 124	160 x 160 x 124	250 x 250 x 145	250 x 250 x 145

FIREMANS EMERGENCY SWITCHES

legrand®

38042



38052



For Illuminated Signs – Weatherproof – IP65

Code	Description	Size
38042	Double pole 16A 250V (ACI) **Red**	Size: 143 x 100 x 65(D) mm
38052	Four Pole 16A 250V (ACI) **Grey**	Size: 172 x 101 x 73(D)mm

Safety Features

- Circuit breaking possible using fireman's baton, or similar object.
- Box impossible to open when power is on
- Automatic locking device in "off" position to prevent accidental switching on
- Plastic enclosure, glow wire tested in accordance with IEC 60 695-2-1.1

©ACDC Dynamics

ENCLOSED ONLOAD ISOLATORS

KATKO IsoSafe



25-40A



63-125A



160-630A

ABS Enclosed Isolators - c/w Padlockable Handle for up to 3 Padlocks, Indoor Use

3 Pole Code	4 Pole Code	Protection Rating	AC21@ 400/415V	AC22@ 400/415V	AC23@ 400/415V	AC23kW@ 400/415V	Dimensions HxWxD(mm)
KEM325-YR-M2-ABS	KEM425-YR-M2-ABS	IP65	40A	25A	25A	11kW	131 x 97 x 106
KEM340-YR-M2-ABS	KEM440-YR-M2-ABS	IP65	63A	40A	40A	22kW	131 x 97 x 106
KEM363-YR-M3-ABS	KEM463-YR-M3-ABS	IP65	80A	63A	40A	22kW	190 x 144 x 131
KEM380-YR-M3-ABS	KEM480-YR-M3-ABS	IP65	100A	80A	63A	30KW	190 x 144 x 131

Polycarbonate Enclosed Isolators - c/w Padlockable Handle for up to 3 Padlocks, Outdoor Use, Good UV Resistance

3 Pole Code	4 Pole Code	Protection Rating	AC21@ 400/415V	AC22@ 400/415V	AC23@ 400/415V	AC23kW@ 400/415V	Dimensions HxWxD(mm)
KEM325-YR-M2	KEM425-YR-M2	IP66	40A	25A	25A	11KW	131 x 96 x 106
KEM340-YR-M2	KEM440-YR-M2	IP66	63A	40A	40A	22KW	131 x 96 x 106
KEM363-YR-M3	KEM463-YR-M3	IP66	80A	63A	40A	22KW	190 x 144 x 131
KEM380-YR-M3	KEM480-YR-M3	IP66	100A	80A	63A	30KW	190 x 144 x 131
KEM3100-YR-M4	KEM4100-YR-M4	IP66	125A	100A	100A	45KW	255 x 180 x 139
KEM3125-YR-M4	KEM4125-YR-M4	IP66	160A	125A	125A	55KW	255 x 180 x 139
KEM3160-YR-MF11	KEM4160-YR-MF11	IP65	160A	160A	160A	90KW	380 x 280 x 171
KEM3200-YR-MF03	KEM4200-YR-MF03	IP65	200A	200A	200A	110KW	560 x 380 x 240
KEM3250-YR-MF03	KEM4250-YR-MF03	IP65	250A	250A	250A	132KW	560 x 380 x 240
KEM3315-YR-MF03	KEM4315-YR-MF03	IP65	315A	315A	315A	160KW	560 x 380 x 240
KEM3400-YR-MF03	KEM4400-YR-MF03	IP65	400A	400A	400A	200KW	560 x 380 x 240
KEM3630-YR-MF03	KEM4630-YR-MF03	IP65	630A	630A	630A	355KW	760 x 560 x 310

KATKO



6 Pole Polycarbonate Enclosed Isolators - for Motor Starter Isolation Applications I c/w Padlockable Handle for up to 3 padlocks

6 Pole Code	Protection Rating	AC21@ 400/415V	AC22@ 400/415V	AC23@ 400/415V	AC23kW@ 400/415V	Dimensions HxWxD(mm)
KEM625-YR-M3	IP66	40A	25A	25A	11kW	190 x 144 x 131
KEM640-YR-M3	IP66	63A	40A	40A	22kW	190 x 144 x 131
KEM663-YR-M3	IP66	80A	63A	40A	22kW	190 x 144 x 131
KEM680-YR-M3	IP66	100A	80A	63A	30kW	190 x 144 x 131
KEM6100-YR-MF11	IP65	125A	100A	100A	45KW	380 x 280 x 171
KEM6125-YR-MF11	IP65	160A	125A	125A	55kW	380 x 280 x 171
KEM6160-YR-MF11	IP65	160A	160A	160A	90kW	380 x 280 x 171

KATKO



EMC-Protected Polycarbonate Enclosed Isolators - for Variable speed drive applications, c/w Padlockable Handle for up to 3 Padlocks & Glands (EMC)

3 Pole Code	Protection Rating	AC21@ 400/415V	AC22@ 400/415V	AC23@ 400/415V	AC23kW@ 400/415V	Dimensions HxWxD(mm)
KEM325-YR-M2EMC	IP66	40A	25A	25A	11KW	131 x 97 x 106
KEM340-YR-M2EMC	IP66	63A	40A	40A	22KW	131 x 97 x 106
KEM363-YR-M3EMC	IP66	80A	63A	40A	22KW	190 x 144 x 131
KEM380-YR-M3EMC	IP66	100A	80A	63A	30KW	190 x 144 x 131
KEM3100-YR-M4EMC	IP66	125A	100A	100A	45KW	225 x 180 x 139
KEM3125-YR-M4EMC	IP66	160A	125A	125A	55KW	225 x 180 x 139

ENCLOSED ISOLATORS

NEW



Surface Mounting IP65 with padlockable handle

Code	Pole	AC21 400V	AC23 400V	Terminal Capacity	Dimensions H x W x D	Qty/ Box
UKF2-63	2	-	63A	16mm^2	162 x 85 x 87	1
UKF3-63	3	-	63A	16mm^2	162 x 85 x 87	1

©ACDC Dynamics

ALUMINIUM ENCLOSED ISOLATORS IP66



- Good UV Resistance
- IK08 - 25 - 160A
  IK10 - 200 - 250A

Aluminium Enclosed Isolators - c/w Padlockable Handle for up to 3 Padlocks

3 Pole Code	4 Pole Code	Protection Rating	AC21@ 400/415V	AC22@ 400/415V	AC23@ 400/415V	AC23kW@ 400/415V	Dimensions HxWxD(mm)
KEA325-A2	KEA425-A2	IP66	40A	25A	25A	11KW	159 x 104 x 116
KEA340-A2	KEA440-A2	IP66	63A	40A	40A	22KW	159 x 104 x 116
KEA363-A4	KEA463-A4	IP66	80A	63A	40A	22KW	262 x 162 x 143
KEA380-A4	KEA480-A4	IP66	100A	80A	63A	30KW	262 x 162 x 143
KEA3100-A4	KEA4100-A4	IP66	125A	100A	100A	45KW	262 x 162 x 143
KEA3125-A4	KEA4125-A4	IP66	160A	125A	125A	55KW	262 x 162 x 143
KEA3160-A4	KEA4160-A4	IP66	160A	160A	160A	90KW	262 x 162 x 143
KEA3200C-A5	KEA4200C-A5	IP65	200A	200A	200A	110KW	422 x 300 x 230
KEA3250C-A5	KEA4250C-A5	IP65	250A	250A	250A	132KW	422 x 300 x 230



6 Pole Aluminium Enclosed Isolators - for Motor Starter Isolation Applications I c/w Padlockable Handle for up to 3 padlocks

6 Pole Code	Protection Rating	AC21@ 400/415V	AC22@ 400/415V	AC23@ 400/415V	AC23kW@ 400/415V	Dimensions HxWxD(mm)
KEA625-A4	IP66	40A	25A	25A	11KW	262 x 162 x 143
KEA640-A4	IP66	63A	40A	40A	22KW	262 x 162 x 143
KEA663-A4	IP66	80A	63A	40A	22KW	262 x 162 x 143
KEA680-A4	IP66	100A	80A	63A	30KW	263 x 162 x 143
KEA6100-A5	IP65	125A	100A	100A	45kW	422 x 300 x 230
KEA6125-A5	IP65	160A	125A	125A	55KW	422 x 300 x 230
KEA6160-A5	IP65	160A	160A	160A	90KW	422 x 300 x 230

STAINLESS STEEL ENCLOSED ONLOAD ISOLATORS



25-160A IP66 AISI 316
200-630A IP65 AISI 304



25-160A IP66 AISI 316
- For Hygenic and Heavy Duty Applications
- Corrosion Resistant



AISI 316
250-800A

Stainless Steel Enclosed Isolators - c/w Padlockable Handle, for up to 3 Padlocks

3 Pole Code	4 Pole Code	Protection Rating	AC21@ 400/415V	AC22@ 400/415V	AC23@ 400/415V	AC23kW@ 400/415V	Dimensions HxWxD(mm)
KER325-YR-RA2	KER425-YR-RA2	IP66	40A	25A	25A	11KW	180 x 120 x 115
KER340-YR-RA2	KER440-YR-RA2	IP66	63A	40A	40A	22KW	180 x 120 x 115
KER363-YR-RA4	KER463-YR-RA4	IP66	80A	63A	40A	22KW	280 x 160 x 128
KER380-YR-RA4	KER480-YR-RA4	IP66	100A	80A	63A	30KW	280 x 160 x 128
KER3100-YR-RA4	KER4100-YR-RA4	IP66	125A	100A	80A	45KW	280 x 160 x 128
KER3125-YR-RA4	KER4125-YR-RA4	IP66	160A	125A	125A	55KW	280 x 160 x 128
KER3160-YR-RA5	KER4160-YR-RA5	IP66	160A	160A	160A	90KW	420 x 300 x 161
KER3200-YR-R6	KER4200-YR-R6	IP65	200A	200A	200A	110KW	620 x400 x 270
KER3250-YR-R6	KER4250-YR-R6	IP65	250A	250A	250A	132KW	620 x 400 x 270
KER3315-YR-R6	KER4315-YR-R6	IP65	315A	315A	315A	160KW	620 x 400 x 270
KER3400-YR-R6	KER4400-YR-R6	IP65	400A	400A	400A	200KW	620 x 400 x 270
KER3630-YR-R7	KER4630-YR-R7	IP65	630A	630A	630A	355KW	790 x 630 x 270

Full Stainless Steel Enclosed Isolators - c/w Padlockable Handle, Angled Top

KER325-RA2RS	KER425-RA2RS	IP66	40A	25A	25A	11KW	293 x 120 x 113
KER340-RA2RS	KER440-RA2RS	IP66	63A	40A	40A	22KW	293 x 120 x 113
KER363-RA4RS	KER463-RA4RS	IP66	80A	63A	40A	22KW	389 x 160 x 127
KER380-RA4RS	KER480-RA4RS	IP66	100A	80A	63A	30KW	389 x 160 x 127
KER3125-RA5RS	KER4125-RA5RS	IP66	160A	125A	125A	55KW	552 x 300 x 156
KER3160-RA5RS	KER4160-RA5RS	IP66	200A	160A	135A	75KW	552 x 300 x 156

Stainless Steel Enclosed Isolators - c/w Padlockable Handle, Angled Top & Visual Contact Status Indication

3 Pole Code	4 Pole Code	Protection Rating	AC21@ 400/415V	AC22@ 400/415V	AC23@ 400/415V	AC23kW@ 400/415V	AC23 KW @ 690V	Dimensions HxWxD(mm)
KER3250-RA6AVS	KER3250-RA6AVS	IP66	250A	250A	250A	132KW	250KW	680 x 345 x 265
KER3400-RA7AVS	KER3400-RA7AVS	IP66	400A	400A	400A	200kw	355kw	936 x 445 x 325
KER3630-RA7BVS	KER3630-RA7BVS	IP66	630A	630A	630A	355KW	630KW	1096 x 575x325
KER3800-RA10VS	KER3800-RA10VS	IP66	800A	800A	800A	400KW	800KW	1414 x 800 x375

©ACDC Dynamics

NEW

KU RANGE - ROTARY LOAD BREAK SWITCHES


KU340


KU440


RT340L42LKX50


RT325L42LKX50YR


LK10YR


LKX50YR


LK10


LKX50

Compact DIN Rail / Chassis Mount Isolators

Code 3 Pole	Code 4 Pole	AC22 @ 400/415/690V	AC23 @ 400/415V	AC23 kW @ 400/415V	3 Pole Size H x W x D	4 Pole Size H x W x D
KU325	KU425	25A	25A	11kW	71 x 36 x 62.5	71 x 47.4 x 46
KU340	KU440	40A	40A	22kW	71 x 36 x 62.5	71 x 47.4 x 46

Compact Door Mount with Black Handle - c/w padlockable handle and 42mm Shaft

RT325L42LKX50	-	25A	25A	11kW	59 x 36 x 59	-
RT340L42LKX50	-	40A	40A	22kW	59 x 36 x 59	-

Compact Door Mount with Yellow / Red Handle - c/w padlockable handle and 42mm Shaft

RT325L42LKX50YR	25A	25A	11kW	59 x 36 x 59	-
RT340L42LKX50YR	40A	40A	22kW	59 x 36 x 59	-

Accessories

Description	Code	Description	Code
Operating Handles - Padlockable		**Extension Shafts**	
Black Handle IP65	LKX50	42mm Aluminium	L42AD11
Yellow/red Handle IP65	LKX50YR	100mm Aluminium	L100AD11
Black Handle IP66	LK10	200mm Aluminium	L200AD11
Yellow/red Handle IP66	LK10YR	300mm Aluminium	L300AD11
Auxilliary Contacts - Side mount with 6.3mm Quick Connect Terminal			
Auxilliary 1 NC	1NC40QC	Auxilliary 1 NO	1NO40QC


L100AD11


1NO4OQC


KU 630-800A


LKX100


LKX150


LS250H


LS250F


1.V160KU


2.V160KU

Large Frame Isolators - c/w Padlockable Handle & Shaft

Code 3 Pole	Code 4 Pole	AC22 @ 400/690V	AC23 @ 400/415V	AC23 kW @ 400/415V	3 Pole Size H x W x D	4 Pole Size H x W x D
KU3250L200AD12LKX100	KU4250L200AD12LKX100	250	250	132KW	100x178.5x70	100x224.5x70
KU3400LVK228LKX150	KU4400LVK228LKX150	400	400	200KW	120x203.5x85	120x247.5x85
KU3630LVK228LKX150	KU4630LVK228LKX150	630	630	355KW	160x279.4x110	160x344.4x110
KU3800LVK228LKX150	KU4800LVK228LKX150	800	800	400KW	160x279.4x110	160x344.4x110

Accessories

Description	Code 250A	Code 400A	Code 630A-800A
Door Mount Handles IP66 - Padlockable, Accepts up to 3 Locks			
Black Padlockable Handle	LKX100	LKX150	LKX150
Yellow/red Padlockable Handle	LKX100YR	LKX150YR	LKX150YR
Terminal Covers & Phase Barriers			
1-pole terminal cover - High	LS250H	LS400H	LS800H
1-pole terminal cover - Flush	LS250F	LS400F	LS800F
Phase barrier - 1pc	VS250	VS400	VS800
Extension Shafts			
Steel Extension Shaft	L200AD112T6 (200mm)	LVK228 (228mm)	LVK228 (228mm)
Aux Contact Arrangements			
1NO/NC Aux Contact	1.V160KU	1.V160KU	1.V160KU
2NO/2N/C Aux Contact	2.V160KU	2.V160KU	2.V160KU

©ACDC Dynamics

KU RANGE - ROTARY LOAD BREAK SWITCHES

DC Ratings Available on Request



KU(N) 25-80A



KU 100-160A



KU1V



KU2V





LK10



LK10YR

L100AD11



LK2/OK2



LK11



LK11YR



VKA with **ALK3160** Fitted



RV52S



KU3/4P VV



OKA/KU
OKA/VKA

Compact DIN Rail Mount Isolators

Code 3 Pole	Code 4 Pole	AC22 @ 400/415/690V	AC23 @ 400/415V	AC23 kW @ 400/415V	AC23 kW @ 690V	3 Pole Size H x W x D	4 Pole Size H x W x D
-	KU425N	25A	25A	11kW	22kW	74 x 50 x 73	74 x 65 x 73
KU340N	KU440N	40A	40A	15kW	30kW	74 x 50 x 73	74 x 65 x 73
KU363N	KU463N	63A	63A	22kW	37kW	74 x 50 x 73	74 x 65 x 73
KU380N	KU480N	80A	80A	30kW	37kW	74 x 50 x 73	74 x 65 x 73
KU3100	KU4100	100A	100A	55kW	55kW	100 x 70 x 87	100 x 94 x 87
KU3125	KU4125	125A	125A	55kW	75kW	100 x 70 x 87	100 x 94 x 87
KU3160	KU4160	160A	160A	90kW	90kW	100 x 70 x 87	100 x 94 x 87
VKA3125N	VKA4125N	125A	100A	55KW	55kW	82 x 79 x 82	82 x 99 x 82
VKA3160N	-	160A	135A	75KW	90kW	83 x 79 x 82	-

Accessories

Description	Code KU(N) 25-80A	Code KU 100-160A	Code VKA 125-160A
Aux Contact Arrangements			
1NO / 2NC	KU1V	1.V160KU	VKA1V
2NO / 2NC	KU2V	2.V160KU	VKA2V
Extension Shafts			
100mm Aluminium	L100AD11	L100AD11	L100AD11
200mm Aluminium	L200AD11	L200AD11	L200AD11
300mm Aluminium	L300AD11	L300AD11	L300AD11
200mm Alu. for **LK2/OK2** only	L200/OK	-	-
100mm steel	L100AD11VT	L100AD12VT	L100AD12VT
200mm steel	L200AD11VT	L200AD12VT	L200AD12VT
300mm steel	L300AD11VT	L300AD12VT	L300AD12VT
Door Mount Handles On/Off IP65 - Padlockable, accepts up to 3 padlocks			
Black Short	LK10	LK10	LK10
Yellow/Red Short	LK10YR	LK10YR	LK10YR
Black Long	LK11	LK11	LK11
Yellow/Red Long	LK11YR	LK11YR	LK11YR
Yellow/Red Economy Handle	LK2/OK2	-	-
Spreader Connections Bars			
For 3 Pole	-	-	ALK3160
Change-Over and Parallel Kits - With Padlockable Handle IP65			
Change-over Kit	KU3P/4P VV	CO160KU	-
Black handle - Door Mount	LK12 1-0-2	LK12 1-0-2	-
Aux Contact (Max 2 Kits)	VV1.V	1.V160KU	-
Extension Shaft 300 mm steel	L300AD12/VT	L300AD12/VT	-
Parallel kit for 3P	RV52S	PK160KU	RV80S
Parallel kit for 4P	RV66S	PK160KU	RV104S
Door Mounting Kits - With Padlockable Handle IP65			
Black for 3P	OKA/KU/LK10	-	OKA/VKA
Yellow/Red for 3P	OKA/KU/LK10Y/R	-	OKA/VKAY/R
Black for 4P	OKA/KU4P/LK10	-	OKA/VKAY4P
Yellow/Red for 4P	OKA/KU4PLK10Y/R	-	OKA/VKA4PY/R

©ACDC Dynamics

LARGE FRAME ISOLATORS

KATKO

- Includes Fuse Covers, Excludes Terminal Covers
- Dimensions Exclude Terminal Covers



Din Fused Isolators - Switch is supplied c/w operating handle and shaft (Padlockable for 3 padlocks)

Code DIN	Fuse Size	Code BS	Fuse Size	AC22 @ 400/415/ 690V	AC23 @ 400/415V	AC23 KW @ 400/415V	AC23 KW @ 690V	Size H x W x D
KVKE332AD	10 x 38	KVKE332ABS	A1	32A	32A	15KW	-	102 x 108 x 92
KVKE363AD	00	KVKE363ABS	A2-A3	63A	63A	30KW	55KW	163 x 146 x 118
KVKE380AD	00	KVKE380ABS	A2-A3	80A	80A	40KW	75KW	163 x 146 x 118
KVKE3100AD	00	KVKE3100ABS	A2-A3	100A	100A	55KW	90KW	163 x 146 x 118
KVKE3125AD	00	KVKE3125ABS	A2-A3	125A	125A	55KW	110KW	163 x 146 x 118
KVKE3160AD	00	KVKE3160ABS	B1-B2	160A	160A	55KW	110KW	163 x 146 x 118
KVKE3200AD	1	KVKE3200ABS	B1-B3	200A	200A	110KW	160KW	217 x 234 x 128
KVKE3250AD	1	KVKE3250ABS	B1-B4	250A	250A	132KW	250KW	217 x 234 x 128
KVKE3315AD	2	KVKE3315ABS	B1-B4	315A	315A	160KW	315KW	224 x 271 x 140
KVKE3400AD	2	KVKE3400ABS	B1-B4	400A	400A	200KW	355KW	224 x 271 x 140
KVKE3630AD	3	KVKE3630ABS	B1-B4	630A	630A	355KW	500KW	236 x 293 x 151

KATKO



On Load Isolators

Switch is supplied, c/w operating handle and shaft (Padlockable for 3 Padlocks)

Code 3 Pole	Code 4 Pole	AC22 @ 400/415/690V	AC23 @ 400/415V	AC23 kW@ 400/ 415V	AC23 kW @ 690V	Size H x W x D
VKE3125	VKE4125	125A	125A	55kW	90kW	163 x 146 x 94
VKE3160	VKE4160	160A	125A	55kW	90kW	163 x 146 x 94
VKE3200	VKE4200	200A	200A	110kW	160kW	217 x 234 x 101
VKE3250	VKE4250	250A	250A	132kW	250kW	217 x 234 x 101
VKE3315	VKE4315	315A	315A	160kW	315kW	224 x 271 x 101
VKE3400	-	400A	400A	200kW	355kW	224 x 271 x 101
VKE3630	VKE4630	630A	630A	355kW	500kW	238 x 307 x 101



Accessories for VKE and KVKE

Code	Description	Code	Description
Aux Contact Arrangements			
KVKEC1V	1N0/1NC for **KVKE** 32A	KVKE1V	1N0/1NC for **KVKE/VKE** 63-630A
KVKEC2V	2N0/2NC for **KVKE** 32A	KVKE2V	2N0/2NC for **KVKE/VKE** 63-630A
Shafts			
L100AD12T	100mm for **KVKE/VKE** 63-160A	LVK228	228mm for **KVKE/VKE** 200-630A
L200AD12T	200mm for **KVKE/VKE** 63-160A	LVK320	300mm for **KVKE/VKE** 200-630A
L300AD12T	300mm for **KVKE/VKE** 63-160A		
Handles On/Off IP65 - Padlockable			
LK12	Black for **KVKE/VKE** 125-160A	LK13YR	Yellow & Red for **KVKE/VKE** 200-400A
LK12YR	Yellow & Red for **KVKE/VKE** 125-160A	LK14	Black for **KVKE/VKE** 200-630A
LK13	Black for **KVKE/VKE** 200-400A	LK14YR	Yellow & Red for **KVKE/VKE** 200-630A
Terminal Covers			
LS125	**VKE** 125-160A & **KVKE** 63-160A	LS400	**VKE** 315-400A & **KVKE** 315-400A
LS250	**VKE** 200-250A & **KVKE** 200-250A	LS630	**VKE** 630A & **KVKE** 630A
Spreader Connection Bars			
KVKEALK1603P	Spreader bars for **KVKE/VKE** 125-160A 3 Pole Switches		
KVKEALK1604P	Spreader bars for **KVKE/VKE** 125-160A 4 Pole Switches		

COMPACT ISOLATORS



Amps AC22		16A	32A	50A	63A	100A
Fused Isolator	3P	VQ413800	VQ422900	-	-	-
	4P	VQ416100	VQ425200	-	-	-
Isolator only	3P	VQ362700	VQ380900	VQ355100	VQ356900	VQ358500
	4P	VQ365000	VQ383300	-	-	-

16A Fused isolators use 10x38 fuses, 32A Fused isolators use 14x51. For fuses see page 7.27



Fused Isolator & Isolator supplied with **IP65** ON/OFF Handle & Shaft

Accessories for XNF Type Fused Isolator

Code	Description
VC301000	1 NO aux contact block 16A
VC300200	1 NC aux contact block 16A
VC303600	1 NO aux contact block 32A
VC302800	1 NC aux contact block 32A



VC301000
VC300200
VC303600
VC302800

©ACDC Dynamics

ONLOAD ISOLATORS

Open Isolators 25…3150A Ue 690V

25-63A supplied with red/yellow padlockable handle and 70mm shaft. For longer shaft order separately. 125-3150A supplied with padlockable pistol-grip handle and shaft. *DIN Rail mounting: 25 & 40A (3 & 4 pole) plus 63A 3 pole. All others are screw mounting.*


25-63A D Type


125A D Type


125-160A DM Type


200-800A


1000-1250A

Code		Ie 690V	AC23 415VAC	DC21 Current / Poles in Series				kW @ 415V	Dimensions 3/4 Pole (mm)	
3 Pole	4 Pole			48VDC	110VDC	220VDC	440VDC		W/W x H x D	Panel Depth
CSSD0025D3	CSSD0025D4	25A	25A	25A/3	25A/3	25A/3	-	7.5kW	51/62 x 60 x 68	85-110
CSSD0040D3	CSSD0040D4	40A	40A	40A/3	40A/3	40A/3	-	11kW	51/62 x 60 x 68	85-110
CSSD0063D3	-	63A	63A	63A/3	63A/3	63A/3	-	18.5kW	53 x 84 x 68	85-110
-	CSSD0063D4	63A	63A	63A/3	63A/3	63A/3	-	18.5kW	110 x 97 x 75	85-110
CSSD0125D3	CSSD0125D4	125A	125A	125A/3	125A/3	125A/3	-	37kW	110 x 97 x 75	85-110
CSSD0125DM3	CSSD0125DM4	125A	125A	125A/2	125A/3	125A/3	-	55kW	190/230 x 142 x 90	135-235
CSSD0160DM3	CSSD0160DM4	160A	160A	160A/2	160A/3	160A/3	-	75kW	190/230 x 142 x 90	135-235
CSSD0200DM3	CSSD0200DM4	200A	200A	200A/2	200A/2	200A/2	200A/3	90kW	193/292 x 175 x 105	190-300
CSSD0250DM3	CSSD0250DM4	250A	250A	250A/2	250A/2	250A/2	250A/3	132kW	193/292 x 175 x 105	190-300
CSSD0315DM3	CSSD0315DM4	315A	315A	315A/2	315A/2	315A/2	315A/3	160kW	193/292 x 175 x 105	190-300
CSSD0400DM3	CSSD0400DM4	400A	400A	400A/2	400A/2	-	-	200kW	230/292 x 175 x 105	190-300
CSSD0630K3	CSSD0630K4	630A	630A	630A/1	630A/2	-	-	315kW	244/306 x 223 x 130	220-325
CSSD0800K3	CSSD0800K4	800A	720A	800A/1	800A/2	-	-	355kW	260/330 x 223 x 130	220-325
CSSD1000K3	CSSD1000K4	1000A	1000A	-	-	-	-	400kW	343/423 x 372 x 125	240-310
CSSD1250K3	CSSD1250K4	1250A	1000A	-	-	-	-	400kW	343/423 x 372 x 125	240-310
CSSD1600K3	CSSD1600K4	1600A	1000A	-	-	-	-	400kW	461/600 x 352 x 125	240-310
CSSD1800K3	CSSD1800K4	1800A	1000A	-	-	-	-	400kW	461/600 x 352 x 125	240-310
CSSD2000K3	CSSD2000K4	2000A	1000A	-	-	-	-	400kW	468/607 x 352 x 271	340-450
CSSD2500K3	CSSD2500K4	2500A	1000A	-	-	-	-	400kW	468/607 x 352 x 271	340-450
CSSD3200K3	CSSD3200K4	3200A	1000A	-	-	-	-	400kW	468/607 x 352 x 271	340-450

Values not specified are available on application

Enclosed Isolators IP54

For any of the above to be supplied in a steel enclosure, add the prefix "**E-**". and **-G** (Grey) or **-O** (Orange) e.g. **E-CSSD0160DM3-G**

Accessories


CSSDZX49


CSSDZX108


CSSDZX111BL



CSWH80S6



CSWH145S12


CSP6X165


CSSDB1/2/3/4


CSSDZW6/1

Switch size	25-40D	63D	125D*	125-160DM	200-315DM	400-800D/K	1000-1800K
Spare Handle – Black	CSSDZX111BL	CSSDZX111BL	CSSDZX111BL	CSWH80S6*	CSWH80S8*	CSWH145S12*	CSWH220S12*
padlockable (IP54) Red/Yellow	CSSDZX108	CSSDZX108	CSSDZX108	–	–	–	–
Shaft – Size (mm)	5² x 150	5² x 150	5² x 150	6² x 165	8² x 240	12² x 255	12² x 255
Code	**CSP5X150**	**CSP5X150**	**CSP5X150**	**CSP6X165**	**CSP8X240**	**CSP12X255**	**CSP12X255**
Support bracket	**CSSDB1** (70mm)	**CSSDB1** (70mm)	**CSSDB2** (70mm)	**CSSDB4** (70mm) **CSSDB3** (150mm)	–	–	–
Changeover mechanism	CSSDZW6/1†	CSSDZW6/1†	CSSDZW6/1†	–	–	CSSFZW11	–
Aux. Contact – 1NO + 1NC	CSSDZX49	CSSDZX79	CSSDZX52	CSSDZX1	CSSDZX37	CSSDZX33	CSSDZX35
3P 2NO + 2NC	CSSDZX50	CSSDZX80	CSSDZX53	CSSDZX16	CSSDZX38	CSSDZX34	CSSDZX36
Aux. Contact – 1NO + 1NC	CSSDZX87	CSSDZX55	CSSDZX55	CSSDFZX 1	CSSDZX37	CSSDZX33	CSSDZX35
4P 2NO + 2NC	CSSDZX88	CSSDZX56	CSSDZX56	CSSDFZX 16	CSSDZX38	CSSDZX34	CSSDZX36
Terminal shrouds	–	–	SF701	SF702	SF703	–	–

*These are supplied with the isolator and are offered for spares purposes only.
*For pistol Grip Handle use **CSP5/6X160** Shaft + **CSWH80S6** Handle

†Order **CSP6X165** Shaft. **CSWH80S6** Pistol Grip Handle supplied

©ACDC Dynamics

FUSED ISOLATORS

Enclosed Version Electric Orange







BS Type Fuse



DIN Type Fuse

All open fused isolators supplied complete with **IP54** black handle and shaft. NOTE: Fuses to be ordered separately

3 Pole DIN Code	DIN Fuse Size	3 Pole BS Code	BS Fuse Size	AC23A 415V	kVAR Switching Capacity	DIN Dimensions H x W x D	BS Dimensions H x W x D	Enclosure Size H x W x D
CSSDF032D	00	**CSSDF032B**	A2	32A	15	107 x 168 x 126	107 x 168 x 126	300 x 250 x 200
CSSDF063D	00	**CSSDF063B**	A3	63A	30	107 x 168 x 126	107 x 168 x 126	300 x 250 x 200
CSSDF100D	00	**CSSDF100B**	A4	100A	45	142 x 190 x 134	142 x 190 x 134	300 x 250 x 200
CSSDF125D	00	**CSSDF125B**	A4	125A	50	142 x 190 x 134	142 x 190 x 134	300 x 250 x 200
CSSDF160D	00	**CSSDF160B**	B2	160A	60	142 x 212 x 135	142 x 212 x 134	300 x 250 x 200
CSSDF200D	1	**CSSDF200B**	B2	200A	90	200 x 261 x 184	200 x 261 x 184	500 x 400 x 200
CSSDF250D	1	**CSSDF250B**	B3	250A	115	200 x 261 x 184	200 x 261 x 184	500 x 400 x 200
CSSDF315D	2	**CSSDF315B**	B3	315A	145	200 x 285 x 184	200 x 285 x 184	500 x 400 x 200
CSSDF400D	2	**CSSDF400B**	B4	400A	180	200 x 285 x 184	200 x 285 x 184	500 x 400 x 200
CSSDF630D	3	**CSSDF630B**	C2	630A	250	320 x 343 x 223	320 x 403 x 223	800 x 600 x 320
CSSDF800D	3	**CSSDF800B**	C3	800A	310	320 x 373 x 223	320 x 403 x 223	800 x 600 x 320

For enclosed fused isolators **IP55** add prefix "**E-**" to the above codes, eg. **E-CSSDF200D**

- The fused isolators conform to IEC 60947 part 3.
- Max operational voltage without derating 690V.
- Utilisation category AC23A@415V.
- Rated insulation voltage Ui 750V. Impulse withstand voltage Uimp 12kV.
- Conventional enclosed thermal rating 45˚C

Accessories



CSSDFZX 33/36



CSSDFZX 1/16



CSSFZW



CSWH8056



CSWH145512



CSP

Isolator Size	Auxiliary Contact 1NO+1NC	Auxiliary Contact 2NO+2NC	Change Over Mechanism	Spare Handle Code IP54	Spare Shaft Code
32-63A	**CSSDFZX 46**	**CSSDFZX 32**	**CSSFZW1**	**CSWH80S6**	**CSP6X165**
100-160A	**CSSDFZX 1**	**CSSDFZX 16**	**CSSFZW1**	**CSWH80S6**	**CSP6X165**
200-400A	**CSSDFZX 33**	**CSSDFZX 34**	**CSSFZW12/1**	**CSWH145S12**	**CSP12X255**
630-800A	**CSSDFZX 35**	**CSSDFZX 36**	**CSSFZW12/1**	**CSWH220S12**	**CSP12X255**

©ACDC Dynamics

ISOLATORS



NOTE: Accessories supplied with switch
YGL 125A-630A - YU-3, YU-8
YGL 800A-3150A - YU-4, YU-5, YU-10, YU-12, YU-13, YU-14
See accessories for additional spare parts on page 7.43



Enclosed Version

Isolators - c/w Handle and 360mm Shaft

Open Code 3 Pole	Open Code 4 Pole	KA RMS For 1 Sec	AMPS AC21 @ 400V	AMPS AC23 @ 400V	Dimensions 3 Pole (H x W x D)	Dimensions 4 Pole (H x W x D)
YGL-0125/3P	YGL-0125/4P	10	125	125	135 x 140 x 120	135 x 170 x 120
YGL-0160/3P	YGL-0160/4P	10	160	160	135 x 140 x 120	135 x 170 x 120
YGL-0200/3P	YGL-0200/4P	12	200	200	165 x 180 x 140	165 x 230 x 140
YGL-0250/3P	YGL-0250/4P	12	250	250	165 x 180 x 140	165 x 230 x 140
YGL-0315/3P	YGL-0315/4P	20	315	315	234 x 230 x 140	234 x 290 x 140
YGL-0400/3P	YGL-0400/4P	20	400	340	234 x 230 x 185	234 x 290 x 185
YGL-0500/3P	YGL-0500/4P	25	500	425	250 x 230 x 185	250 x 290 x 185
YGL-0630/3P	YGL-0630/4P	25	630	500	250 x 230 x 185	250 x 290 x 185
YGL-0800/3P	YGL-0800/4P	50	800	630	328 x 378 x 354	328 x 492 x 440
YGL-1000/3P	YGL-1000/4P	50	1000	800	328 x 378 x 354	328 x 492 x 440
YGL-1250/3P	YGL-1250/4P	50	1250	1000	336 x 378 x 354	336 x 492 x 440
YGL-1600/3P	YGL-1600/4P	50	1600	1250	336 x 378 x 354	336 x 492 x 440
YGL-2000/3P	YGL-2000/4P	50	2000	1250	422 x 378 x 354	422 x 492 x 440
YGL-2500/3P	YGL-2500/4P	50	2500	1250	432 x 378 x 354	432 x 492 x 440
YGL-3150/3P	YGL-3150/4P	50	3150	1250	442 x 378 x 354	442 x 492 x 440

NOTE: For enclosed models add: **EO-** *(Orange)* or **EG-** *(Grey)* to beginning of code eg.: **EO-YGL-0160/3P**

NEW

LARGE FRAME ISOLATORS

Gave

According to standards:
IEC 60947-3
- Positive break indication
- High thermal and mechanical strength
- Large number of electrical and mechanical operations

On Load Isolator - Handle to be ordered separately I Designed to operate in demanding conditions. Operational categories of AC-22, AC-23 and DC-21 circuits up to 500V.



3 Pole 200A



3 Pole 800A



4 Pole 200A



4 Pole 800A

3P Code	4P Code	AC-23A @415V	DC-21B @500V	Frame size	Size 3 Pole H x W x D	Size 4 Pole H x W x D
55AC3012	55AC4012	125A	125A	B3	135 x 140 x 115	135 x 170 x 115
55AC3016	55AC4016	160A	125A	B3	135 x 140 x 115	135 x 170 x 115
55AC3020	55AC4020	200A	160A	B4	160 x 180 x 115	160 x 230 x 115
55AC3025	55AC4025	250A	200A	B4	160 x 180 x 115	160 x 230 x 115
55AC3040	55AC4040	400A	400A	B5	235 x 230 x 160	235 x 290 x 160
55AC3063	55AC4063	630A	500A	B5	260 x 230 x 160	260 x 290 x 160
55AC3080	55AC4080	800A	800A	B6	321 x 280 x 166	321 x 360 x 166
55AC3100	55AC4100	1000A	1000A	B6	321 x 280 x 166	321 x 360 x 166
55AC3120	55AC4120	1250A	1250A	B7	288 x 372 x 166	288 x 492 x 166
55AC3160	55AC4160	1600A	1600A	B7	288 x 372 x 166	288 x 492 x 166
55AC3200	55AC4200	2000A	1250A	B8	380 x 372 x 226	380 x 492 x 226
55AC3250	55AC4250	2500A	1250A	B8	380 x 372 x 226	380 x 492 x 226
55AC3320	55AC4320	3200A	1250A	B8	380 x 372 x 226	380 x 492 x 226

Accessories



Phase Barrier



Terminal Screen



Direct Handle



Panel Mount Handle



Extension Shaft



Auxiliary Contact

Frame Size		B3 125-160A	B4 200-250A	B5 400-630A	B6 800-1000A	B7 1250-1600A	B8 2000-3200A
Phase Barriers (Set for top or bottom)	3-Pole	S053B3	S053B4	S053B5	-		
	4-Pole	S054B3	S054B4	S054B5	-		
Terminal Screen	3-Pole	S063B3	S063B4	S063B5	S063B6	S063B7	S063B8
	4-Pole	S064B3	S064B4	S064B5	S064B6	S064B7	S064B8
Direct Handle		S11B1	S11B2	S11J1	S11J4		S11S5
Panel Mount Handle		S13S2			S13S4		S13S5
Extension Shaft	200mm	S081020			S081520		S083020
	320mm	S081032			S081532		S083032
	400mm	-			S081540		-
	500mm	S081050			-		-
Auxiliary Contact		1st NO/NC contact **26990031** I 2nd NO/NC contact **26990032**					

©ACDC Dynamics

ONLOAD ISOLATOR, CHANGEOVER & BYPASS SWITCHES

Supplied c/w black operating handle. Door mount kits to be ordered separately.


63-80A


100-125A


160-250A


Integrated Link


Compact Size
Integrating two circuits on each cell permits an extra compact size. Up to 40% space saving to conventional switches.


Installation
Designed to mount directly on DIN Rail.

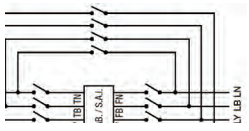
Bypass Switch
Switching Scheme for use with Voltage Stabilisers.

Code 3 Pole Isolator Switch	Code 4 Pole Isolator Switch	Code 3 Pole Changeover Switch	Code 4 Pole Changeover Switch	Code 4 Pole Bypass Switch	Rated Voltage	AC21 kW @ 400V	AC23 kW @ 400V	Max cable size (mm²)	Terminal Type
LQ5526100	LQ5536100	LQ5626100	LQ5636100	L271F6100	690VAC	37	22	16-50	Screw
LQ5528100	LQ5538100	LQ5628100	LQ5638100	-	690VAC	45	30	16-50	Screw
LQ5527100	LQ5537100	LQ5627100	LQ5637100	L271F7100	690VAC	55	30	16-50	Screw
LQ5529100	LQ5539100	LQ5629100	LQ5639100	L271F9100	690VAC	75	37	16-50	Screw
LQ552A100	LQ553A100	LQ562A100	LQ563A100	L271FA100	690VAC	90	52	70	Bolt
LQ552B100	LQ553B100	LQ562B100	LQ563B100	L271FB100	690VAC	110	65	95	Bolt
LQ552C100	LQ553C100	LQ562C100	LQ563C100	L271FC100	690VAC	132	-	120	Bolt


LK1720006


LK0800006


AK2240006


AK1200146


AK1200526


AK1200148


AK1200528

Accessories

Code	Description
LK1720006	Door Mounting Kit with 200mm shaft & door interlock
LK0800006	Door Mounting Kit 200mm shaft extension
AK1200146	Black/Grey Padlockable Handle for 63-80A
AK1200148	Black/Grey Padlockable Handle for 100-250A
AK1200526	Red/Yellow Padlockable Handle for 63-80A
AK1200528	Red/Yellow Padlockable Handle for 100-250A
AK2240006	IP65 Gasket for Door Mounted Handles

NEW

LARGE FRAME MANUAL CHANGE OVER SWITCHES

According to standards:
IEC 60947-3
IEC 60947-6-1

- Positive break indication
- High thermal & mechanical strength
- Large number of electrical and mechanical operations
- Auxiliary contacts for control circuits can be added as an accessory



Manual Change Over - Handle and bridging bars to be ordered separately

Designed to operate in commercial and industrial applications in switching motor or high inductive loads and mixed resistive and inductive loads, including moderate overloads .

3P Code	4P Code	AC-22A @415V	AC-23A @415V	Frame size	Size 3 Pole H x W x D	Size 4 Pole H x W x D
56AC3016	56AC4016	160A	160A	B3	135 x 221 x 148	135 x 251 x 148
56AC3020	56AC4020	200A	200A	B3	135 x 221 x 148	135 x 251 x 148
56AC3025	56AC4025	250A	250A	B4	160 x 262 x 148	160 x 312 x 148
56AC3040	56AC4040	400A	400A	B4	170 x 262 x 148	170 x 312 x 148
56AC3063	56AC4063	630A	630A	B5	260 x 319 x 225	260 x 379 x 225
56AC3080	56AC4080	800A	800A	B6	321 x 386 x 298	321 x 466 x 298
56AC3100	56AC4100	1000A	1000A	B6	321 x 386 x 298	321 x 466 x 298
56AC3120	56AC4120	1250A	1250A	B6	330 x 386 x 298	330 x 466 x 298
56AC3160	56AC4160	1600A	1600A	B7	288 x 478 x 298	288 x 598 x 298
56AC3200	56AC4200	2000A	2000A	B8	380 x 478 x 425	380 x 598 x 425
56AC3250	56AC4250	2500A	2500A	B8	380 x 478 x 425	380 x 598 x 425
56AC3320	56AC4320	3200A	3200A	B8	380 x 478 x 425	380 x 598 x 425

Accessories

*3P includes 3 Shrouds.
4P includes 4 Shrouds.
For top or bottom protection.


Terminal Shroud


Bridging Bars



Direct Handle



Panel Mount Handle


Extension Shaft


Auxiliary Contact

Frame Size		B3 160-200A	B4 250A	B4 400A	B5 630A	B6 800-1000A	B6 1250A	B7 1600A	B8 2000-3200A
Terminal Shroud	3-Pole*	S073B3	S073B4		S073B5	-			-
	4-Pole*	S074B3	S074B4		S074B5	-			-
Bridging Bars 1-Pole		S0410020	S0410025	S0410040	S0410063	S0410080	S0410120	S0410160	(See bridging bar table - page 7.44)
Direct Handle		S11J2				S11J3			S11S5
Panel Mount Handle		S13S2C				S13S4C			S13S5C
Extension Shaft	200mm	S081020				S081520			S083020
	320mm	S081032				S081532			S083032
Auxiliary Contact NO / NC		41090021 (1st & 2nd Position)							Included

©ACDC Dynamics

CHANGEOVER SWITCHES - CS SERIES





Enclosed Version



CO1

Change Over Switches - Supplied with shaft and Padlockable "pistol grip" handle. Ue = 690V

Code 3 Pole	Code 4 Pole	Ith	AC22 @415V	AC23 @415V	Dimensions 3/4 Pole (mm)	
					W/W x H x D	Panel Depth
CSCS0160DM3CO	CSCS0160DM4CO	160A	160A	160A	215/255 x 142 x 182	195-295
CSCS0200DM3CO	CSCS0200DM4CO	200A	200A	200A	248/309 x 163 x 242	255-355
CSCS0250DM3CO	CSCS0250DM4CO	250A	250A	250A	248/309 x 163 x 242	255-355
CSCS0315DM3CO	CSCS0315DM4CO	315A	315A	315A	248/309 x 163 x 242	255-355
CSCS0400K3CO	CSCS0400K4CO	400A	400A	400A	282/352 x 205 x 262	300-400
CSCS0630K3CO	CSCS0630K4CO	630A	630A	630A	282/352 x 223 x 262	300-400
CSCS0800K3CO	CSCS0800K4CO	800A	800A	720A	282/352 x 223 x 262	300-400
CSCS1000K3CO	CSCS1000K4CO	1000A	1000A	800A	396/496 x 352 x 260	330-450
CSCS1250K3CO	CSCS1250K4CO	1250A	1250A	800A	396/496 x 352 x 260	330-450
CSCS1600K3CO	CSCS1600K4CO	1600A	1600A	800A	396/496 x 352 x 260	330-450
CSCS2500K3CO	CSCS2500K4CO	2500A	1800A	-	436/556 x 352 x 552	590-690
CSCS3150K3CO	CSCS3150K4CO	3150A	1800A	-	436/556 x 352 x 552	590-690

Prefix the above codes with "**E-**". e.g. **E-CSCS0630K4CO** for **IP54** Steel Enclosed Changeover Switches
Suffix the above codes with "**O-**". e.g. **E-CSCS0630K4CO-O** for Orange Enclosures
For rating below 160A/64kVA, use 2 isolators plus changeover mechanism. See page 7.38

Auxiliary Contacts

Code	Contact Config	For Switch Type	Qty/ Switch
CSCSZX1-U	1NO + 1NC	160A	1
CSCSZX1-L	1NO + 1NC	160A	1
CSCSZX3-U	2NO + 2NC	160A	1
CSCSZX3-L	2NO + 2NC	160A	1
CSCSZX2	1NO + 1NC	200 - 3150A	2
CSCSZX4	1NO + 2NC	200 - 3150A	2

Spare Handle & Handle Shafts

Code	Description
CCOH145S8	Spare Handle for 63 - 315A
CCOH220S12	Spare Handle for 400 - 1800A
CSDA6	Spare Handle for 2000 - 3150A
CSP8X200	Handle Shaft for 63 - 315A
CSP12X205	Handle Shaft for 400 - 1800A
CSP12X305	Handle Shaft for 2000 - 3150A

CHANGE OVER SWITCHES

Each switch is supplied c/w: Padlockable Handle, Extension shaft, Joint sleeve, Face plate, Door plate, Ext shaft joint and Copper Bridge Pieces.
Switch includes auxiliary contacts: 2NO & 2NC.
See accessories for additional spare parts on page 7.43





Enclosed Version

Open Code 3 Pole	Open Code 4 Pole	KA RMS For 1 Sec	AMPS AC21 @ 400V	AMPS AC23 @ 400V	Open Dimensions		Closed Dimensions	
					3 Pole	4 Pole	3 Pole	4 Pole
YGLZ1-0125/3P	YGLZ1-0125/4P	10	125	125	135 x 274 x 166	135 x 304 x 215	400 x 350 x 380	450 x 350 x 380
YGLZ1-0160/3P	YGLZ1-0160/4P	10	160	160	135 x 274 x 166	135 x 304 x 215	400 x 350 x 380	450 x 350 x 380
YGLZ1-0200/3P	YGLZ1-0200/4P	12	200	200	165 x 347 x 250	165 x 396 x 250	470 x 420 x 400	570 x 420 x 400
YGLZ1-0250/3P	YGLZ1-0250/4P	12	250	250	165 x 347 x 250	165 x 396 x 250	470 x 420 x 400	570 x 420 x 400
YGLZ1-0315/3P	YGLZ1-0315/4P	20	315	315	234 x 432 x 325	234 x 492 x 325	600 x 580 x 500	720 x 580 x 500
YGLZ1-0400/3P	YGLZ1-0400/4P	20	400	340	234 x 432 x 325	234 x 492 x 325	600 x 580 x 500	720 x 580 x 500
YGLZ1-0500/3P	YGLZ1-0500/4P	25	500	425	250 x 432 x 325	250 x 492 x 325	600 x 580 x 500	720 x 580 x 500
YGLZ1-0630/3P	YGLZ1-0630/4P	25	630	500	250 x 432 x 325	250 x 492 x 325	600 x 580 x 500	720 x 580 x 500
YGLZ1-0800/3P	YGLZ1-0800/4P	50	800	630	328 x 583 x 390	328 x 698 x 390	950 x 820 x 550	950 x 820 x 550
YGLZ1-1000/3P	YGLZ1-1000/4P	50	1000	800	328 x 583 x 390	328 x 698 x 390	950 x 820 x 550	950 x 820 x 550
YGLZ1-1250/3P	YGLZ1-1250/4P	50	1250	1000	336 x 583 x 390	336 x 698 x 390	950 x 820 x 550	950 x 820 x 550
YGLZ1-1600/3P	YGLZ1-1600/4P	50	1600	1250	336 x 583 x 390	336 x 698 x 390	1340 x 820 x 600	1540 x 820 x 600
YGLZ1-2000/3P	YGLZ1-2000/4P	50	2000	1250	422 x 583 x 568	422 x 698 x 568	1440 x 820 x 770	1540 x 820 x 770
YGLZ1-2500/3P	YGLZ1-2500/4P	50	2500	1250	432 x 583 x 568	422 x 698 x 568	1440 x 820 x 770	1540 x 820 x 770

NOTE: For enclosed models add: **EO-** *(Orange)* or **EG-** *(Grey)* to beginning of code eg.: **EG-YGLZ1-0160/3P**
NOTE: For enclosed models **EO-** dimensions to be confirmed with panel workshop

©ACDC Dynamics

MOTORISED CHANGE OVER SWITCHES

Supplied with manual operating handle.

Copper Bridge Pieces included



YES1 type Automatic Transfer Switch (ATS) Integrates control logic an electromechanical switch into a single housing without the requirements of additional controllers. Internally fitted with Aux contact 1 NO + 1 NC.

Open Type Code - 3 Pole	Open Type Code - 4 Pole	KA RMS for 1 Second	Internal Motor Watts	Switch Over Time in Secs	Amps @ AC21 400V	Amps @ AC23 400V	Open 4 Pole Size H x W x D (mm)
YES1-0100GA3P	YES1-0100GA4P	7	300	0.45	100	100	106 x 279 x 169
YES1-0160GA3P	YES1-0160GA4P	9	325	0.45	160	160	135 x 322 x 230
YES1-0250GA3P	YES1-0250GA4P	9	325	0.45	250	250	163 x 406 x 230
YES1-0400GA3P	YES1-0400GA4P	13	355	0.6	400	400	234 x 552 x 230
YES1-0630GA3P	YES1-0630GA4P	13	355	0.6	630	400	328 x 760 x 284
YES1-1000GA3P	YES1-1000GA4P	26	440	1.2	1000	800	328 x 760 x 363
YES1-1250GA3P	YES1-1250GA4P	50	440	1.2	1250	800	328 x 760 x 363
YES1-1600GA3P	YES1-1600GA4P	50	440	1.2	1600	1000	328 x 760 x 363
YES1-2000GA3P	YES1-2000GA4P	55	600	1.8	2000	2000	422 x 800 x 542
YES1-2500GA3P	YES1-2500GA4P	55	600	1.8	2500	2500	432 x 800 x 542
YES1-3200GA3P	YES1-3200GA4P	55	600	2.4	3200	3000	442 x 800 x 542

ACCESSORIES FOR YGL - YGLZ - YES1 SERIES





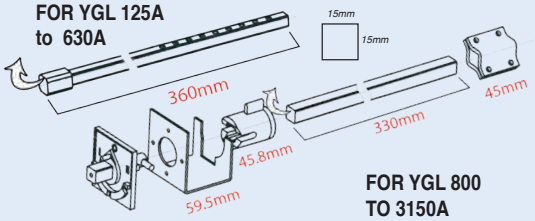

FOR YGL 800 TO 3150A

FOR YGLZ 125A TO 3150A

Code	Description
YU-1	Spare Handle for **YES1-0040** to **0100 / YGLZ1-0125**
YU-2	Spare Handle for **YES1-0125** to **0160 / YGLZ1-0160** to **0630**
YU-3	Spare Handle for **YGL-0125** to **0630**
YU-4	Spare Handle for **YGL-800** to **3150 / YGLZ1-800** to **3150**
YU-5	Spare Handle for **YES1-0400** to **630A**
YU-6	Spare Handle for **YES1-800** to **3200A**
YU-8	Spare Shaft for **YGL-0125** to **0630** (360mm)
YU-9	Spare Shaft for **YGL-0800** to **3150 / YGLZ1-0125** to **3150** (330mm)
YU-10	Face Plate On-Off (**YGL**)
YU-11	Face Plate On-Off-On (**YGLZ1**)
YU-12	Door Plate
YU-13	Extension Joint
YU-14	Joint Sleeve

©ACDC Dynamics

NEW

LARGE FRAME MOTORISED CHANGEOVER SWITCHES

According to Standards:
IEC 60947-3
IEC 60947-6-1

Motorised Changeover Switch - Manual override with handle

Designed to operate in commercial and industrial applications with external ATS/AMF control. They enable on-load transfer of two 3-phase supplies via potential-free contacts with incoming signaling from external controllers or relays.



B4 & B5



B6 & B7



B8

Code	AC-23B @415VDC	DC-21B @440VDC	No. of Poles	Frame Size	Size (mm) H x W x D
56MAC4025	250A	200A	4 Pole	B4	160 x 378 x 244
56MAC4040	400A	200A	4 Pole	B4	170 x 378 x 244
56MAC4063	630A	630A	4 Pole	B5	260 x 437 x 221
56MAC4080	800A	800A	4 Pole	B6	370 x 584 x 391
56MAC4100	1000A	1000A	4 Pole	B6	370 x 584 x 391
56MAC4120	1250A	1250A	4 Pole	B6	370 x 584 x 391
56MAC4160	1250A	1250A	4 Pole	B7	380 x 716 x 391
56MAC4200	1600A	-	4 Pole	B8	288 x 716 x 512
56MAC4250	1600A	-	4 Pole	B8	288 x 716 x 512
56MAC4320	1600A	-	4 Pole	B8	288 x 716 x 512

Features

- Integrated watchdog relay - realtime monitoring of product status.
- Integrated auxiliary contacts for each position (NO)
- Wide motor supply range: 208-277VAC

Accessories





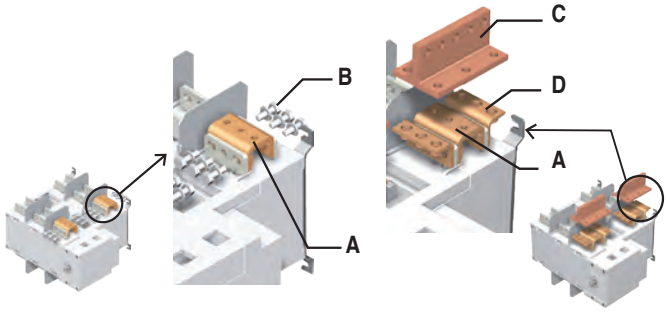

Size	Frame	Bridging Bars 1-Pole	Terminal Shrouds 4 Pole
250A	B4	S0410025	S074B4
400A	B4	S0410040	S074B4
630A	B5	S0410063	S074B5
800A	B6	S0410080	-
1000A	B6	S0410080	-
1250A	B6	S0410120	-
1600A	B7	S0410160	-
2000A	B8	See Bridging Bar Table	-
2500A	B8		
3200A	B8		

Bridging Bar Table 2000A - 2500A

Code	Part	Description	Size
S04A1200	A	Connection Bar	2000A-2500A
S04B1200	B	Bolt Kit 35mm	2000A-2500A
S04C1200	C	T Bar + Bolt Kit	2000A-2500A
S04D1200	D	Bracket + Bolt Kit	2000A-2500A

Bridging Bar Table 3200A

Code	Part	Description	Size
Included	A	Connection Bar	3200A
S04B1200	B	Bolt Kit 35mm	3200A
S04C1200	C	T Bar + Bolt Kit	3200A
S04D1200	D	Bracket + Bolt Kit	3200A

Connection Configurations & Required Accessories



Connection 1 - B



Connection 2 - A+C+D



Connection 3 - A+C+D



Connection 4 - A+B



Connection 5 - 2xA + 2xC + 2xD

©ACDC Dynamics

MOTORISED CHANGEOVER SWITCHES 63-250A

Rated Voltage: 690VAC@50Hz
All current ratings above 80A are AC23
Auxilliary contacts included.
No external bridging required.
Padlockable manual operating handle included.

40-63A



63-125A



160-250A





New 3 Source motorised changeover switch is used in applications where three sources of supply are available, e.g:
0 = Off
1 = Mains
2 = Generator
3 = Battery Back-Up



Automatic Phase Selection to maintain power supply continuity for single phase loads. Especially useful in telecoms rectifier applications

Note: All 230 VAC units are supplied with one Power Supply.

4P Code	Rated Current	KVA @ 400V AC21	AC23 @ 400VAC	Terminal Capacity mm²
Motor Volts 12VDC				
Y-5634101	40A (AC21)	28kVA	18.5kW	10 - 25mm² Cage
Y-5635101	63A (AC22)	44kVA	-	10 - 25mm² Cage
YL5636101	63A (AC23)	44kVA	37kW	16 - 50mm² Cage
YL5638101	80A	55kVA	45kW	16 - 50mm² Cage
YL5637101	100A	69kVA	45kW	16 - 50mm² Cage
YL5639101	125A	87kVA	55kW	16 - 50mm² Cage
YL563A101	160A	111kVA	60kW	70mm² M8 Stud
YL563B101	200A	139kVA	75kW	95mm² M8 Stud
YL563C101	250A	173kVA	90kW	120mm² M8 Stud
Motor Volts 24VDC				
Y-5634201	40A (AC21)	28kVA	18.5kW	10 - 25mm² Cage
Y-5635201	63A (AC22)	44kVA	-	10 - 25mm² Cage
YL5636201	63A (AC23)	44kVA	37kW	16 - 50mm² Cage
YL5638201	80A	55kVA	45kW	16 - 50mm² Cage
YL5637201	100A	69kVA	45kW	16 - 50mm² Cage
YL5639201	125A	87kVA	55kW	16 - 50mm² Cage
YL563A201	160A	111kVA	60kW	70mm² M8 Stud
YL563B201	200A	139kVA	75kW	95mm² M8 Stud
YL563C201	250A	173kVA	90kW	120mm² M8 Stud
Motor Volts 230VAC				
Y-5634301	40A (AC21)	28kVA	18.5kW	10 - 25mm² Cage
Y-5635301	63A (AC22)	44kVA	-	10 - 25mm² Cage
YL5636301	63A (AC23)	44kVA	37kW	16 - 50mm² Cage
YL5638301	80A	55kVA	45kW	16 - 50mm² Cage
YL5637301	100A	69kVA	45kW	16 - 50mm² Cage
YL5639301	125A	87kVA	55kW	16 - 50mm² Cage
YL563A301	160A	111kVA	60kW	70mm² M8 Stud
YL563B301	200A	139kVA	75kW	95mm² M8 Stud
YL563C301	250A	173kVA	90kW	120mm² M8 Stud
3 Sources Motorised Changeover Switch 12VDC				
YL3936101	63A (AC23)	44kVA	37kW	10 - 25mm² Cage
YL3938101	80A	55kVA	45kW	16 - 50mm² Cage
YL3937101	100A	69kVA	45kW	16 -50mm² Cage
YL3939101	125A	87kVA	55kW	16-50mm² Cage
YL393A101	160A	111kVA	60kW	70mm² M8 Stud
YL393B101	200A	139kVA	75kW	95mm² M8 Stud
YL393C101	250A	173kVA	90kW	120mm² M8 Stud
3 Sources Motorised Changeover Switch 24VDC				
YL3936201	63A (AC23)	44kVA	37kW	10 - 25mm² Cage
YL3938201	80A	55kVA	45kW	16 - 50mm² Cage
YL3937201	100A	69kVA	45kW	16 - 50mm² Cage
YL3939201	125A	87kVA	55kW	16 - 50mm² Cage
YL393A201	160A	111kVA	60kW	70mm² M8 Stud
YL393B201	200A	139kVA	75kW	95mm² M8 Stud
YL393C201	250A	173kVA	90kW	120mm² M8 Stud
Motorised R-O-S-T Phase selector Switch 12VDC				
YL6114101	40A (AC21)	28kVA	18,5kW	10 - 25mm² Cage
YL6116101	63A (AC23)	44kVA	37kW	10 - 25mm² Cage
YL6117101	100A	69kVA	45kW	16 - 50mm² Cage
YL6119101	125A	87kVA	55kW	16 - 50mm² Cage

Power Supply for above Change Over Switches

Output					Input
Code	DC Voltage	Rated Current	Rated Power	Voltage Adj. Range	Voltage Range
DRA30-12	12V	2.5A	30	10.8~13.2V	90~265VAC
DRA60-24	24V	2.5A	30	24~28V	90~265VAC

©ACDC Dynamics

NEW

MOTORISED CHANGEOVER SWITCHES



2 Pole



3 Pole



4 Pole

Domestic ATS - Automatically changes over to back-up power source in the event of a power failure. Compact design suitable for installation in existing domestic DIN distribution boards

Code	Rated Voltage	Rated Current	Control Voltage	C/O Time	No. of Poles	Size (mm) L x H x D
W2R-ATS-100A-2P	230VAC	100A	230VAC	≤50mSec.	2P	108 x 104 x 79
W2R-ATS-100A-3P	400VAC	100A	230VAC	≤50mSec.	3P	125 x 104 x 79
W2R-ATS-100A-4P	400VAC	100A	230VAC	≤50mSec.	4P	143 x 104 x 79

- Ui: 690VAC
- Utilisation Category: AC33B
- Auxiliary Contacts: 2 x C/O (5A@230VAC)
- Rated Operating Temperature: -5 to 40°C

AUTO / MANUAL ATS



MCB Based Motorised Change Over Switch

Code	Rated Voltage	Current	Control Voltage	C/O Time (sec)	Poles	Size L x H x D
YEQ1-M1-25A/4P	400V	25A	230VAC	1.5 - 3	4	218 x 135 x 115
YEQ1-M1-40A/4P	400V	40A	230VAC	1.5 - 3	4	218 x 135 x 115
YEQ1-M1-63A/4P	400V	63A	230VAC	1.5 - 3	4	218 x 135 x 115

- Mechanical and electrical interlock
- Operating Life >10000 operations
- Auto / Manual Operation
- Overload Protected
- LED indication

EXTENDED RANGE

AUTOMATIC TRANSFER SWITCHES & AUTOMATIC MAINS FAILURE IP65



Automatic Transfer Switch

ATS - Fitted with **ATS-10** controller which monitors the primary supply, in the event of failure the controller will actuate a c/o contact (i.e., alarm contact or start signal) when a secondary supply is detected the controller will switch to the secondary supply.

- Suitable for industrial, commercial, and domestic 3ph+N 400V applications
- Automatic Transfer Switch provide automatic switching between primary and secondary supply (i.e., Mains, generator, solar or other).
- The controller will not provide engine control and monitoring.



Automatic Mains Failure

AMF - Fitted with **TRANS-AMF** controller (see page 11.34 for controller specs), **GENCHARGE** (12/24VDC) battery charger (see Main Catalogue for charger specs) and 4 pole motorized change-over switch.

- The automatic mains failure unit is designed to monitor mains and generator supply, control generator via fuel solenoid and starter, monitoring engine temperature and oil pressure. (not fitted with an automatic voltage regulator)
- Suitable for industrial, commercial, and domestic 3ph+N 400V applications

Gave 4P	ATS 040	ATS 063	ATS 080	ATS 100	ATS 125	ATS 160	ATS 200	ATS 250	-	-	-	-
YES1 4P	-	-	-	ATS 100Y	-	ATS 160Y	-	ATS 250Y	ATS 400	ATS 630	ATS 1000	ATS 1250
YES1 3P	ATS 040Y3	ATS 063Y3	ATS 080Y3	ATS 100Y3	-	ATS 160Y3	-	ATS 250Y3	ATS 400-3	ATS 630-3	ATS 1000-3	ATS 1250-3
AMF 4P	AMF 040*	AMF 063*	AMF 080*	AMF 100*	AMF 125*	AMF 160*	AMF 200*	AMF 250*	AMF 400*	AMF 630*	AMF 1000*	AMF 1250*
Rated Current	40A	63A	80A	100A	125A	160A	200A	250A	400A	630A	1000A	1250A
Generator	28kVA	44kVA	55kVA	69kVA	87kVA	111kVA	139kVA	173kVA	277kVA	436kVA	692kVA	866kVA
Size (mm)	600 x 400 x 260		700 x 500 x 260		800 x 600 x 260	1000 x 600 x 320			1200 x 800 x 320	1400 x 1000 x 300	1900 x 800 x 600	
Panel Colour	Orange (Red, Grey available on request)										Orange (Grey available on request)	

©ACDC Dynamics

POLYCARBONATE ENCLOSED CHANGE OVER SWITCHES



TKM225UVV



KEM325VV

Polycarbonate Enclosed Change Over Switches IP66

2 & 3 Pole Code	No of Poles	4 Pole Code	AC21 @ 400/415/ 690V	AC22 @ 400/415/ 690V	AC23 @ 400/415V	AC23 KW @ 400/415V	AC23 KW @ 690V	Enclosure Size (mm) H x W x D
TKM240UVV-M2	2P	–	40A	40A	40A	7.5kW	–	130 x 97 x 106
KEM325VV-M3	3P	–	40A	25A	25A	11kW	22kW	190 x 144 x 131
KEM340VV-M3	3P	KEM440VV-M3	63A	40A	40A	22kW	30kW	190 x 144 x 131
KEM363VV-M3	3P	KEM463VV-M3	80A	63A	40A	22kW	37kW	190 x 144 x 131
KEM380VV-M3	3P	KEM480VV-M3	100A	80A	63A	30kW	37kW	190 x 144 x 131
KEM3125CO-MF11	3P	KEM4125CO-MF11	160A	125A	100A	55kW	55kW	380 x 280 x 171
KEM3160CO-MF11	3P	KEM4160CO-MF11	200A	160A	135A	75kW	90kW	380 x 280 x 171

Features

- Self Extinguishing Material
- Padlockable Handle, accepts upto 3 padlocks
- Interlocked Handle
- IEC 60947-3
- Good UV Resistance

KATKO IsoSafe

ENCLOSED CHANGE OVER SWITCHES



EVB Type



EVB-L Type

EVB Type - Enclosed Rotary Change Over Switches IP65

Amps AC21	Amps AC23	2-Pole 1-0-2	3-Pole 1-0-2	4-Pole 1-0-2	4P Size (mm) H x W x D
20A	15A	-	EVB1403	EVB1478	100 x 100 x 80
32A	25A	-	56SW332C/O	EVB1510	190 x 140 x 70
40A	32A	-	56SW340C/O	EVB1528	190 x 140 x 70
63A	44A	EVB1263*	56SW363C/O*	EVB1529*	240 x 190 x 90
75A	63A	-	EVB1429*	EVB1544*	240 x 190 x 90
100A	80A	-	EVB1003*	EVB1004*	240 x 190 x 130

*Add '**L**' to code for LED Indication (White for Mains On, Blue for Generator run).



ESDC Type

ESDC Type - DB Type Changeover Switches IP65

Amps AC22A	2-Pole 1-0-2	3-Pole 1-0-2	4-Pole 1-0-2	Size (mm) H x W x D
63A	ESDC-2063	ESDC-3063	ESDC-4063	260 x 298 x 140
100A	ESDC-2100	ESDC-3100	ESDC-4100	260 x 298 x 140
120A	ESDC-2125	ESDC-3125	ESDC-4125	260 x 298 x 140



ESDCL Type

ESDCL Type - Enclosed Modular Change Over Switches IP65 - c/w pilot lights and buzzer

Amps AC22A	2-Pole 1-0-2	3-Pole 1-0-2	4-Pole 1-0-2	Size (mm) H x W x D
63A	ESDCL-2063	ESDCL-3063	ESDCL-4063	285 x 410 x 140
100A	ESDCL-2100	ESDCL-3100	ESDCL-4100	285 x 410 x 140
120A	ESDCL-2125	ESDCL-3125	ESDCL-4125	285 x 410 x 140

White LED for Mains On, Blue LED for Generator run, Buzzer on when main supply is restored and generator is still running.



ESDCTL Type

ESDCTL Type - Enclosed Change Over Switches IP65 - c/w pilot lights and buzzer

Amps AC21	Amps AC23	2-Pole 1-0-2	3-Pole 1-0-2	4-Pole 1-0-2	Size (mm) H x W x D
63A	40A	ESDCTL-2063	ESDCTL-3063	ESDCTL-4063	285 x 410 x 140
100A	80A	ESDCTL-2100	ESDCTL-3100	ESDCTL-4100	285 x 410 x 140
125A	80A	ESDCTL-2125	ESDCTL-3125	ESDCTL-4125	285 x 410 x 140

White for Mains On, Blue for Generator run.

©ACDC Dynamics

ENCLOSED CHANGEOVER SWITCHES IP65

Rated Voltage: 690VAC
Ratings below 63A are AC21
Ratings from 62A-250A are AC23

Gave



16-32A



40-100A



100-125A



160-250A

Metal Enclosures c/w Gland Plate

Code 3P	AB562-16A	AB562-25A	AB562-32A	AB562-40A	AB562-63A	AB562P-100A	AB562-100A	AB562-125A	AB562-160A	AB562-200A	AB562-250A
Code 4P	AB563-16A	AB563-25A	AB563-32A	AB563-40A	AB563-63A	AB563P-100A	AB563-100A	AB563-125A	AB563-160A	AB563-200A	AB563-250A
Rated Current	16A	25A	32A	40A	63A	100A	100A	125A	160A	200A	250A
Thermal Rating (Ithe)	20A	25A	40A	40 A	70A	100A	100A	125A	160A	200A	250A
Terminal Capacity	2.5-6 mm²	2.5-6 mm²	10-25mm²	10-25mm²	16-50mm²	16-50mm²	16-50mm²	16-50mm²	70mm²	95mm²	120mm²
Enclosure	Plastic						Steel - Grey RAL7032				
Size (mm) H x W x D	190 x 140 x 70			240 x 190 x 90	240 x 190 x 130		300 x 300 x 200		400 x 300 x 200	500 x 400 x 200	600 x 400 x 260

CHANGE OVER SWITCHES



VB1232
Door Mount



VB1544
Door Mount



VG9906
Chassis Mount



CR0320006
22mm Door Mount

Change Over Switch Door Mount - 2 Pole

AC21 AC23A	16A 12A	32A 25A	40A 32A	63A 50A	75A 63A	115A 100A	200A 160A
2 Pole	–	–	VB1232	VB1263	–	–	–

Change Over Switch Door Mounting - 3 & 4 Pole

3 Pole	VB1353	VB1395	VB1403	VB1363	VB1429	VB1437	VB1445
4 Pole	VB1478	VB1510	VB1528	VB1463	VB1544	VB1551	VB1569
Plate Size (mm)	48 x 48	64 x 64	64 x 64	64 x 64	64 x 64	96 x 96	96 x 96

Change Over Switches Chassis Mount - 3 & 4 Pole

3 Pole	-	VG9906	ZL0496	-	ZL0505	VF2993	VF3058
4 Pole	-	ZL0538	ZL0546	-	VD9446	VF3033	VF3066
Plate Size (mm)	-	75 x 75	105 x 105	-	105 x 105	130 x 130	130 x 130

Change Over Switches 22mm Ø Door Mount

AC21 AC23A	16A 12A	32A 25A	40A 32A
2 Pole	CR0200006	CR0320006	CR0400006
3 Pole	CR0200007	CR0320007	CR0400007
4 Pole	CR0200039	CR0320039	CR0400039
Plate Size (mm)	48x48	48x48	48x48

©ACDC Dynamics

ROTARY ISOLATORS & CAM SWITCHES


Door Mount
VB0728


VB1106

Door Mounting Isolators (Switch supplied complete with operating handle)

AC21 AC23A	16A 12A	20A 16A	32A 25A	40A 32A	75A 63A	115A 100A
1 Pole	VB0728	VB0751	VB0769	VB0777	VB0793	-
2 Pole	VB0801	VB0835	VB0843	VB0850	VB0876	-
3 Pole	VB0884	VB0918	VB0926	VB0934	VB0959	VB0967
4 Pole	VB1056	VB1080	VB1018	VB1106	VB1122	VB1130
Plate Size (mm)	48x48	48x48	64x64	64x64	64x64	96x96


22mm Door Mount
CR0200002

Isolator 22mm Ø Door Mount (48x48)

AC21 AC23	16A 12A	20A 16A	32A 25A	40A 32A
2 Pole	CR0160002	CR0200002	CR0320002	CR0400002
3 Pole	CR0160003	CR0200003	CR0320003	CR0400003
4 Pole	CR0160004	CR0200004	CR0320004	CR0400004

Padlockable


CR03200G3

Isolator padlockable Front Door Mount (67x67)

AC21 AC23	16A 12A	20A 16A	32A 25A	40A 32A
3 Pole	CR01600G3	CR02000G3	CR03200G3	CR04000G3
4 Pole	CR01600G4	CR02000G4	CR03200G4	CR04000G4


VB1940


VB1841

Motor Control Switches - Door Mount

*For motors with capacitor

AC-1	AC23	1 Phase * Reversing	3 Phase Reversing	Star-delta	Plate Size (mm)
16A	12A	VB1940	VB1593	VB1841	48 x 48
20A	16A	-	VB1619	VB1866	48 x 48
32A	25A	-	VB1635	VB1882	64 x 64
40A	32A	-	VB1643	VB1890	96 x 96
50A	40A	-	VB1650	VB1908	96 x 96


CR0320008

Motor Control Switches - 22mm Door Mount

16A	12A	-	CR0160008		48 x 48
20A	16A	-	CR0200008		48 x 48
32A	25A	-	CR0320008		48 x 48
40A	32A	-	CR0400008		48 x 48


VF3783

Stepping Switches Rear Door Mount

Description	AC21A	Code	Plate Marking	Size (mm)
1 Pole 3 step+ off	16A	VB3045	0-1-2-3	48 x 48
1 Pole 5 step+ off	16A	VG5325	0-1-2-3-4-5	48 x 48
1 Pole 7 step+ off	16A	VF3783	0-1-2-3-4-5-6-7	48 x 48


R201-23

On - Off Switches 20Amps AC23 Switches spring return to centre

2 Poles	4 Poles	6 Poles
R201-23	R202-23	R203-23

Eschutcheon Plate

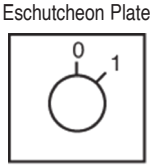

©ACDC Dynamics

ROTARY ISOLATORS

Isolators

Rated Voltage:
690VAC.

c/w Operating handle and plate. All supplied as door mount. For other mounting options see accessories.


12-40A


63-80A


100-125A


160-250A


Simple 'click' front plate fixing.


IP20 finger safe.

Rated Current	ITH	AC21 @ 400VAC	AC23 @ 400VAC	1 Pole Code	Panel Depth	2 Pole Code	Panel Depth	3 Pole Code	Panel Depth	4 Pole Code	Panel Depth	Plate Size
12A	16A	7.5kW	4kW	AN5500000	30.5mm	AN5510000	30.5mm	AN5520000	40.5mm	AN5530000	40.5mm	48x48mm
16A	20A	11kW	5.5kW	AN5501000	30.5mm	AN5511000	30.5mm	AN5521000	40.5mm	AN5531000	40.5mm	
25A	32A	15kW	7.5kW	AN5502000	30.5mm	AN5512000	30.5mm	AN5522000	40.5mm	AN5532000	40.5mm	
32A	40A	18.5kW	11kW	AN5503100	36.3mm	AN5513100	36.3mm	AN5523100	48.3mm	AN5533100	48.3mm	60x60mm
40A	50A	22kW	18.5kW	AN5504100	36.3mm	AN5514100	36.3mm	AN5524100	48.3mm	AN5534100	48.3mm	
63A	70A	37kW	22kW	AN5506100	46mm	AN5516100	46mm	AN5526100	62.5mm	AN5536100	62.5mm	66x66mm
80A	100A	45kW	30kW	-	-	AN5518100	46mm	AN5528100	62.5mm	AN5538100	62.5mm	
100A	100A	55kW	30kW	-	-	AN5517100	46mm	AN5527100	62.5mm	AN5537100	62.5mm	
125A	125A	75kW	37kW	-	-	-	-	AN5529100	62.5mm	AN5539100	62.5mm	
160A	160A	90kW	52kW	-	-	-	-	AN552A100	95.5mm	AN553A100	95.5mm	
200A	200A	110kW	65kW	-	-	-	-	AN552B100	95.5mm	AN553B100	95.5mm	
250A	250A	132kW	-	-	-	-	-	AN552C100	95.5mm	AN553C100	95.5mm	

Spare Handles for Isolators


12-40A 63-80A 100-250A


White Handle c/w Plate 0-1


Black/Grey


Red/Yellow


Black/Grey


Red/Yellow

Rated Current	Black Handle c/w Plate 0-1	White Handle c/w Plate 0-1	Padlockable	Padlockable	Padlockable (3 lock)	Padlockable (3 lock)
12-25A	AR0386040	AR0386010	AK1200143	AK1200523	AK1300143	AK1300523
32-40A	AR0386140	AR0386110	AK1200143	AK1200523	-	-
63-80A	AR0386640	AR0386610	AK1200146	AK1200526	-	-
100-250A	AR0386840	AR0386810	AK1200148	AK1200528	-	-

CHANGE OVER SWITCHES

Rated Voltage:
690VAC

c/w Operating handle and plate. All supplied as door mount. For other mounting options see accessories.


12-40A


63-80A


100-125A


160-250A

Rated Current	ITH	AC21 @ 400VAC	AC23 @ 400VAC	2 Pole Code	Panel Depth	3 Pole Code	Panel Depth	4 Pole Code	Panel Depth	Plate Size
16A	20A	11kW	5.5kW	-	-	AN5621000	50.5mm	AN5631000	60.5mm	48x48mm
25A	32A	15kW	7.5kW	-	-	AN5622000	50.5mm	AN5632000	60.5mm	
32A	40A	18.5kW	11kW	AN5613100	48.3mm	AN5623100	60.3mm	AN5633100	72.3mm	60x60mm
40A	50A	22kW	18.5kW	-	-	AN5624100	60.3mm	AN5634100	72.3mm	
63A	70A	37kW	22kW	AN5616100	62.5mm	AN5626100	79mm	AN5636100	95.5mm	66x66mm
80A	100A	45kW	30kW	-	-	AN5628100	79mm	AN5638100	95.5mm	
100A	100A	55kW	30kW	-	-	AN5627100	79mm	AN5637100	95.5mm	
125A	125A	75kW	37kW	-	-	AN5629100	79mm	AN5639100	95.5mm	
160A	160A	90kW	52kW	-	-	AN562A100	128.5mm	AN563A100	161.5mm	
200A	200A	110kW	65kW	-	-	AN562B100	128.5mm	AN563B100	161.5mm	
250A	250A	132kW	-	-	-	AN562C100	128.5mm	AN563C100	161.5mm	

©ACDC Dynamics

MOTOR & PROCESS CONTROL CAM SWITCHES

Motor Control Switches
Door Mount



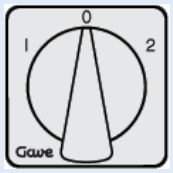

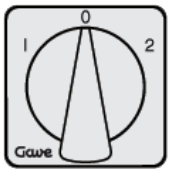

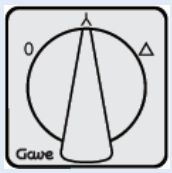

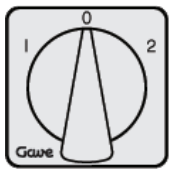

Rated Current	AC21 @ 400VAC	AC23 @ 400VAC	DC Reversing	Panel Depth	3 Phase Reversing	Panel Depth	Star Delta	Panel Depth	Dahlander	Panel Depth	Plate Size
12A	7.5kW	4kW	**AN6700000**	40.5mm	**AN6710000**	50.5mm	**AN6400000**	60.5mm	**AN6810000**	60.5mm	48x48mm
16A	11kW	5.5kW	-	-	**AN6711000**	50.5mm	**AN6401000**	60.5mm	**AN6811000**	60.5mm	48x48mm
25A	15kW	7.5kW	-	-	**AN6712000**	50.5mm	**AN6402000**	60.5mm	**AN6812000**	60.5mm	48x48mm
32A	18.5kW	10kW	-	-	**AN6713100**	60.3mm	**AN6403100**	72.3mm	**AN6813100**	72.3mm	64x64mm
40A	22kW	11kW	-	-	**AN6714100**	60.3mm	**AN6404100**	72.3mm	**AN6814100**	72.3mm	64x64mm



Stepping Switches - Door Mount

Type	Rated Current	AC23 @ 400VAC	Code	Plate Marking	Panel Depth	Plate Size
1 Pole 3 step + off	12A	4kW	**AN6110000**	0-1-2-3	40.5mm	48x48mm
1 Pole 5 step + off	12A	4kW	**AN6130000**	0-1-2-3-4-5	50.5mm	48x48mm
1 Pole 7 step + off	12A	4kW	**AN6150000**	0-1-2-3-4-5-6-7	60.5mm	48x48mm

Overlapping Change Over Switch



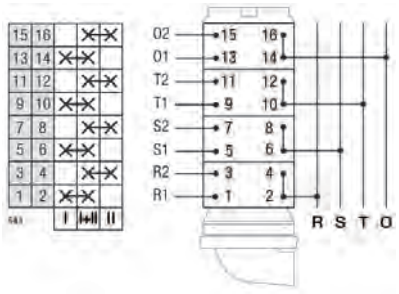

By-Pass Change Over Switch



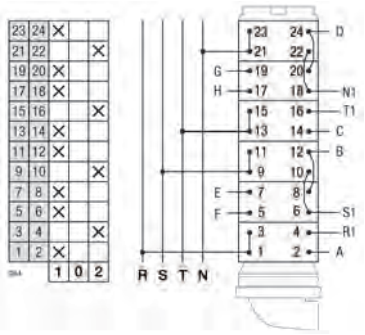

Rated Current	AC21 @ 400VAC	AC23 @ 400VAC	4 Pole Code	Panel Depth	Rated Current	AC21 @ 400VAC	AC23 @ 400VAC	4 Pole Code	Panel Depth
12A	7.5kW	4kW	**AN5430000**	60.5mm	25A	15kW	7.5kW	**AN9842000**	80.5mm
16A	11kW	5.5kW	**AN5431000**	60.5mm	40A	22kW	18.5kW	**AN9844100**	96.3mm
25A	15kW	7.5kW	**AN5432000**	60.5mm	63A	37kW	22kW	**AN9846100**	128.5mm
32A	18.5kW	11kW	**AN5433100**	72.3mm	80A	45kW	30kW	**AN9848100**	128.5mm
40A	22kW	18.5kW	**AN5434100**	72.3mm	100A	55kW	30kW	**AN9847100**	128.5mm
63A	37kW	22Kw	**AN5436100**	95.5mm	125A	75kW	37Kw	**AN9849100**	128.5mm



AK0000003



IP65 Gasket



AK0000006



Door Interlock Kit



AK0100007

Mounting Accessories - for all Gave Cam Switches

Code	Description	For Switch Amps
AK0000003	Base mounting plate	Up to 40A
AK0000006	Base mounting plate	63-250A
AK0100007	Din rail mounting plate	Up to 40A
AK1730003	Base mounting kit with extension shaft and door interlock	Up to 40A
AK1730006	Base mounting kit with extension shaft and door interlock	63-250A
AK1740003	Din rail mounting kit with extension shaft and door interlock	Up to 40A
AK1740006	Din rail mounting kit with extension shaft and door interlock	63-250A
AK2240003	IP65 gasket for door mount switches	Up to 40A
AK2240006	IP65 gasket for door mount switches	63-250A

©ACDC Dynamics

DISCREPANCY & POSITION SWITCHES

- Discrepancy switches are used to control and monitor the position of isolator switches and circuit breakers and signal any discrepancy on their operation.
- Control contacts rated 25Amp
- Signal elements consume 50mA from supply to switch
- Single colour signal: White
- Bi-colour signal (Green) 0-180°, (Red) 90-270°. Colours only indicate switch position. LED on/off will indicate correct operation or discrepancy.
- Each unit has one control contact and one signalling contact (Switches with different contact configurations available on request)

	Push & Turn with Spring Return		Turn		Turn & Push	
Note: Switches are supplied with only the operating handle. Bezels are to be ordered separately (see accessories below).						
Code	**AES112000**	**AEB112210**	**AMS112000**	**AMB112210***	**AEV112000**	**-**
Type	Single colour	Bi-colour	Single colour	Bi-colour	Single colour	Bi-colour
Supply Voltage	24 - 240VAC 24 - 150VDC	*110VAC	24 - 240VAC 24 - 150VDC	*110VAC	24 - 240VAC 24 - 150VDC	*110VAC
Description * Bi-Colour type available in different voltages on request	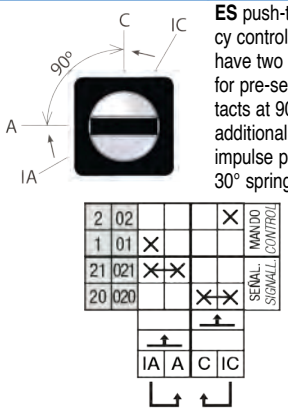 **ES** push-turn discrepancy control switches have two fixed positions for pre-selection contacts at 90° and two additional push-turn impulse positions with 30° spring return.		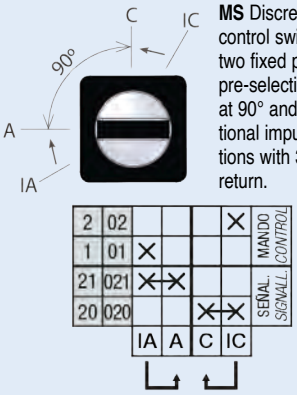 **MS** Discrepancy control switches have two fixed positions for pre-selection contacts at 90° and two additional impulse positions with 30° spring return.		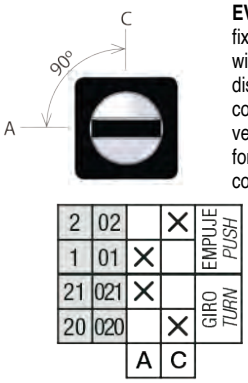 **EV** switches have two fixed positions at 90° with turn contacts and discrepancy contacts, and two vertical push positions for maintained contacts.
Accessories						
Code	**AP327906**		**AP326904**		**AP325906**	**AK1020050**
Description	Grey faceplate with black insert		Black faceplate with chrome insert		Chrome faceplate	Spare handle
Operation	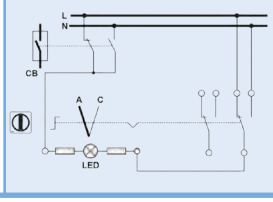 **Signal OK** Circuit breaker and control/signal contacts are disconnected. Knob light is on.		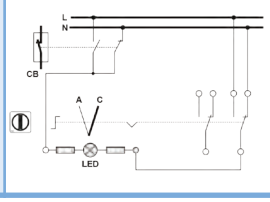 **Signal OK** Circuit breaker and control/signal contacts are connected. Knob light is on.		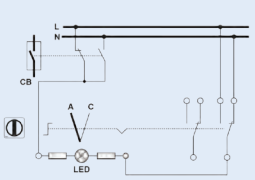 **Signal Discrepancy** Circuit breaker is disconnected (protection has tripped: and control/signal contacts are connected. Knob light is off indicating discrepancy.	

VOLTMETER & AMMETER SWITCHES



A7431100



A7461100



A7671100

Code	Description	Size (mm)
A7431100	Voltmeter switch 3 phase 16A phase to phase measurement. O, RS, ST, TR	48 x 48 x 50.5
A7461100	Voltmeter switch 3 phase 16A phase to neutral measurement. RN, SN, TN, O, TR, ST, RS	48 x 48 x 60.5
A7671100	Ammeter switch 3 phase 16A. O, R, S, T	48 x 48 x 50.5

©ACDC Dynamics

NEW

ILLUMINATED CAM SWITCHES

Padlockable Illuminated Isolators

Supply for LED: 230VAC*

● = 0

● = 1



Illuminated Changeover Switches

Red in Position 0, Green in Position 1 and 2.
Supply for LED: 230VAC*

● = 1

● = 0

● = 2



Changeover Switch

Illuminated Switches Isolators

Colour selected by Contact Input
Supply for LED: 230VAC*

● = 1

● = 0

○ = 2



A-5527T0S

Padlockable Illuminated Isolators

Rated Current	ITH	AC21 @ 400VAC	AC23 @ 400VAC	2 Pole Code	Panel Depth	3 Pole Code	Panel Depth	4 Pole Code	Panel Depth	Plate Size
16A	20A	11kW	5.5kW	**AB551112L**	66mm	**AB552112L**	76mm	**AB553112L**	76mm	48x48mm
32A	40A	18.5kW	11kW	**AB551312L**	77mm	**AB552312L**	89mm	**AB553312L**	89mm	
40A	50A	22kW	18.5kW	**AB551412L**	77mm	**AB552412L**	89mm	**AB553412L**	89mm	
63A	70A	37kW	22kW	**AB551612L**	87mm	**AB552612L**	103mm	**AB553612L**	103mm	64x64mm
100A	100A	55kW	30kW	**AB551712L**	87mm	**AB552712L**	103mm	**AB553712L**	103mm	
125A	125A	75kW	37kW	**AB551912L**	87mm	**AB552912L**	103mm	**AB553912L**	103mm	

* Other Colours and Supply Voltages available on request

Illuminated Changeover Switches

Rated Current	ITH	AC21 @ 400VAC	AC23 @ 400VAC	2 Pole Code	Panel Depth	3 Pole Code	Panel Depth	4 Pole Code	Panel Depth	Plate Size
16A	20A	11kW	5.5kW	**A-561112L**	76mm	**A-562312L**	86mm	**A-563312L**	96mm	48x48mm
32A	40A	18.5kW	11kW	**A-561312L**	89mm	**A-562312L**	101mm	**A-563312L**	113mm	
40A	50A	22kW	18.5kW	**A-561412L**	89mm	**A-562412L**	101mm	**A-563412L**	113mm	
63A	70A	37kW	22kW	**A-561612L**	103mm	**A-562612L**	120mm	**A-563612L**	136mm	64x64mm
100A	100A	55kW	30kW	**A-561712L**	103mm	**A-562712L**	120mm	**A-563712L**	136mm	
125A	125A	75kW	37kW	**A-561912L**	103mm	**A-562912L**	120mm	**A-563912L**	136mm	

* Other Colours and Supply Voltages available on request

Illuminated Switches Isolators - Colour selected by Contact Input

Rated Current	ITH	AC21 @ 400VAC	AC23 @ 400VAC	2 Pole Code	Panel Depth	3 Pole Code	Panel Depth	4 Pole Code	Panel Depth	Plate Size
16A	20A	11kW	5.5kW	**A-5511T0S**	74mm	**A-5521T0S**	84mm	**A-5531T0S**	84mm	48x48mm
32A	40A	18.5kW	11kW	-	-	**A-5523T0S**	89mm	**A-5533T0S**	89mm	
40A	50A	22kW	18.5kW	-	-	**A-5524T0S**	89mm	**A-5534T0S**	89mm	
63A	70A	37kW	22kW	-	-	**A-5526T0S**	103mm	**A-5536T0S**	103mm	64x64mm
100A	100A	55kW	30kW	-	-	**A-5527T0S**	103mm	**A-5537T0S**	103mm	
125A	125A	75kW	37kW	-	-	**A-5529T0S**	103mm	**A-5539T0S**	103mm	

* Other Colours and Supply Voltages available on request



LED Module with Standard Handle



Padlockable Handle (without LED Module)

Add on Lighting Modules for Gave CAM Switches

Type	LED Voltage	12-16A Code	32-40A Code	63-125A Code
External Signal Control LED Module c/w Standard Handle ○ ● ●	230V	**AK2503120D**	**AK2503121D**	**AK2503126D**
	400V	**AK2543120D**	**AK2543121D**	**AK2543126D**
	24V	**AK2523120D**	**AK2523121D**	**AK2523126D**
Optional Padlockable Handle only		**AK1230503**	**AK1230506**	**AK1230506**

For compatible switches see page 7.49, 7.51

©ACDC Dynamics



PUSHBUTTONS & PILOT LIGHTS

8

Experience precise control and clear indications with our Pushbuttons & Pilot Lights. Designed for durability and ease of use, our control devices are essential for managing operations in various industrial settings. Our range ensures reliable performance and easy integration, providing intuitive control and status indication for your systems.

LEGEND PLATES



Also see page 188



Plastic Legend Plates - Ø22mm

Description	Code	Description	Code
Blank Legend Plates	MK-100	Reset	MK-110
Start	MK-101	EM Stop	MK-111
Stop	MK-102	Power	MK-112
Forward	MK-103	Up	MK-113
Reverse	MK-104	Down	MK-114
Off-On	MK-105	Pump 1 – Pump 2	MK-115
Hand-Auto	MK-106	Control	MK-116
Hand-Off-Auto	MK-107	**Yellow Legend Disc**	
Run	MK-108	Emergency Stop 60mmØ	ED-60
Trip	MK-109	Emergency Stop 90mmØ	ED-90



15 x 27mm cardboard labels



Legend Plates for 22mm Devices

Code	Description	Qty
PTAR22-25	Tag Holder Ø22mm	25

15 x 27mm Cardboard Labels
16 Labels per sheet

15 x 27mm Cardboard Labels

Code	Description
T1527B/16	Tag - White 15 x 27mm
T1527V/16	Window - Transparent 15 x 27mm
MK-301	Special printed per card

Manual Marking or with Printer, Typewriter.



Special Laser Engraved Legends

Description	Code
Ø22,5mm White Print on Black	MK-200
Ø22,5mm Black Print on Brushed Aluminium	MK-202
Ø30,5mm Black Print on Brushed Aluminium	MK-203

Specify Text & Layout when ordering

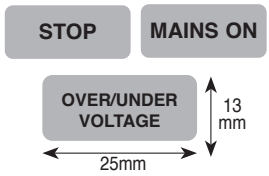

Special Printed Aluminium Foil Labels

Description	Code
Label Only (Printed)	MK-201
Blank Legend Plate	MK-100

Modified according to your preference
- Sticks on **MK-100** Blank Plate

LAMPS & LED's







Colour	Code 8 Chip BA9S	Code 8 Chip E10	Luminous mcd	Current mA	Code 3 Chip BA9S	Current mA	Code 1 Chip BA9S	Code 1 Chip E10	Luminous mcd	Current mA
Red	LED8-R*	E10LED8-R*	80	2.5	LED3-R*	2.5	LED1-R*	E10LED-R*	170	2.8
Green	LED8-G*	E10LED8-G*	30	2.5	LED3-G*	2.5	LED1-G*	E10LED-G*	280	2.8
Yellow	LED8-Y*	E10LED8-Y*	80	2.5	LED3-Y*	2.5	LED1-Y*	E10LED-Y*	90	2.8
Blue	LED8-B*	E10LED8-B*	30	2.5	LED3-B*	2.5	LED1-B*	E10LED-B*	50	2.8
White	–	–	–	–	LED3-W*	2.5	LED1-W*	E10LED-W*	200	2.8

*Add Voltage to code: **12V** (12VAC/DC), **24V** (24VAC/DC), **48V** (48VAC/DC), **110V** (110V-130VAC/DC), **230V** (200-240VAC/DC)
Current and Luminous Mcd shown for 230V only.



3,000-5,000 Hours Lamp Life

Filament Lamps 10x28mm Long Life (BA9S)

Voltage	Wattage	Code
6V AC/DC	2W	BA9S-6
12V AC/DC	2W	BA9S-12
14V AC/DC	2W	BA9S-14
18V AC/DC	2W	BA9S-18
24V AC/DC	2W	BA9S-24
30V AC/DC	2W	BA9S-30
48V AC/DC	2W	BA9S-48
130V AC/DC	2W	BA9S-130
240V AC/DC	2.4W*	BA9S-240



25,000 Hours Lamp Life

Neon Lamps (BA9S)

Lens colour of Pilot Light	Voltage	Code
Red, Yellow, Clear & White	110VAC	BANR-110
Green & Blue	110VAC	BANG-110
Red, Yellow, Clear & White	220VAC	BANR-220
Green & Blue	220VAC	BANG-220
Red, Yellow, Clear & White	380VAC	BANR-380

Midget Grooved LED's

(15mm x 5mØ)



Colour	Volts	Code	Volts	Code	Volts	Code
Green	6VDC	50-004-16	12VDC	50-004-19	24VDC	50-004-22
Red	6VDC	50-004-17	12VDC	50-004-20	24VDC	50-004-23
Yellow	6VDC	-	12VDC	50-004-21	24VDC	50-004-24

Miniature Panel LED Lamps



10mmØ



16mmØ

Code	ØDiameter	Description
AD22C-10*-*	10mm	LED Light
AD22C-16*-*	16mm	LED Light

*Add colour required: ●R, ●GN, ●Y, ○W, ●B
*Add voltage required: **12VDC, 24VDC. 110VAC, 230VAC**

©ACDC Dynamics

NEW

TJ/TS PUSHBUTTON RANGE


22mm Flush


22mm Illuminated


30mm Flush


Twist Release


Push-Pull with Indication


Key Release


22mm Selector


30mm Selector


Double Pushbutton


22mm Key Switch

22mm Push Buttons - Flush Momentary

Colour	Code Complete	Contact	Code Head only
Red ●	TJ2530-0AM10-J01	1NC	TJ2030-0AM10
Green ●	TJ2530-0AM20-J10	1NO	TJ2030-0AM20
Yellow ●	-	-	TJ2030-0AM30
Blue ●	-	-	TJ2030-0AM40
White ○	-	-	TJ2030-0AM50

22mm Push Buttons - Flush Latching

Red ●	TJ2530-0AL10-J01	1NC	TJ2030-0AL10
Green ●	TJ2530-0AL20-J10	1NO	TJ2030-0AL20
Yellow ●	-	-	TJ2030-0AL30
Blue ●	-	-	TJ2030-0AL40
White ○	-	-	TJ2030-0AL50

22mm Illuminated Pushbutton - Flush Momentary

Red ●	-	-	TJ20301- 0AM10
Green ●	-	-	TJ20301- 0AM20
Yellow ●	-	-	TJ20301- 0AM30
Blue ●	-	-	TJ20301- 0AM40
White ○	-	-	TJ20301- 0AM50

30mm Pushbutton - Flush Momentary

Red ●	-	-	TS2020-0CM10
Green ●	-	-	TS2020-0CM20

22mm E-stop Ø 40mm

Function	Code Complete	Contact	Code Head Only
Twist Release	TJ2510-0HL10-J01	1NC	TJ2010-0HL10
Push-Pull with indication	-	-	TS2010-0TL10
Key Release	-	-	TS2010-0KL10

Selector Switches

Type	Function	Code Head only
22mm 2 Position	Spring return from right	TJ2030-1AA60
	Maintained	TJ2030-1AB60
22mm 3 Position	Spring return from right	TJ2030-1AC60
	Maintained	TJ2030-1AF60
30mm 2 Position	Maintained	TS2020-1DB60
30mm 3 Position	Maintained	TS2020-1FB60

22mm Double Pushbutton

Type	Code Head only
Red Flush / Green Flush - Can be illuminated	TS20212-OLM21
Red Flush / Green Extended - Can be illuminated	TS20212-OMM21

22mm Key Switches

Type	Function	Key Removal	Code Head only
2 Position	Spring return from right	Left	TJ2030-2AA60
	Maintained	Left	TJ2030-2AB60
	Maintained	Left/Right	TJ2030-2AC60
3 Position	Spring return from right	Center	TJ2030-2AD60
	Maintained	Center	TJ2030-2AJ60
	Maintained	All	TJ2030-2AM60

Add-on-Contact blocks



Description	Code
1NC	TJ2111-1JA60
1NO	TJ2111-1JB60

Contact Blocks - c/w collar



Description	Code
1NO	TJ2111-EZ10
1NC	TJ2111-EZ01
2NO	TJ2111-EZ20
2NC	TJ2111-EZ02
1NO + 1NC	TJ2111-EZ11

LED Lamp Blocks



Colour	Code
Red ●	TS2101-1A-R *
Green ●	TS2101-1A-GN *
White ○	TS2101-1A-WH *
Yellow ●	TS2101-1A-Y *
Blue ●	TS2101-1A-BL *

*Add Voltage to code: **12V**(AC/DC), **24V**(AC/DC), **230VAC**

Accessories


TS290A


TS290B

Description	Code
Spare Fixing Collar	TS290A
Mounting Tool	TS290B

©ACDC Dynamics

RB2 PUSHBUTTONS & PILOT LIGHTS 22mm Ø

• Fully interchangeable • Uses '455' standard key • Style approved and used by industry world-wide

Pushbutton Heads Only / Illuminated Pushbuttons Heads Only IP65






Colour	Flush IP65	Extended IP65	Booted IP66	Flush Illuminated
White	○ RB2-BA1	–	○ RB2-BP1	○ RB2-BW31
Black	● RB2-BA2	● RB2-BL2	● RB2-BP2	–
Green	● RB2-BA3	● RB2-BL3	● RB2-BP3	● RB2-BW33
Red	● RB2-BA4	● RB2-BL4	● RB2-BP4	● RB2-BW34
Amber	–	–	–	● RB2-BW35
Yellow	● RB2-BA5	● RB2-BL5	● RB2-BP5	–
Blue	● RB2-BA6	● RB2-BL6	● RB2-BP6	● RB2-BW36

Mushroom Heads Only IP65






Colour	Head	Spring Return	Twist to Release	Push Pull	Key Release (455)
Black	40Ø	● RB2-BC2	–	–	–
Green	40Ø	● RB2-BC3	–	–	–
Red	40Ø	● RB2-BC4	● RB2-BS54	● RB2-BT54	● RB2-BS14
Red	60Ø	● RB2-BR4	● RB2-BS64	–	

Selector Switch Heads Only IP65







Description	Short Handle	Long Handle	Illuminated	Illuminated	Illuminated
2 Position: Maintained	● RB2-BD2	● RB2-BJ2	● RB2-BK123	● RB2-BK124	● RB2-BK125
Spring Return	● RB2-BDR2	● RB2-BJR2	–	–	–
3 Position: Maintained	● RB2-BD3	● RB2-BJ3	● RB2-BK133	● RB2-BK134	–
Spring Return	● RB2-BDR3	● RB2-BJR3	–	–	–

Key Switch Heads only (Raas 455 key) IP65

Position	Type	Key Removal	Code
2 position	Maintained	Left	● RB2-BG2
		Right	● RB2-BG02
		All	● RB2-BG4
	Spring return to left	Left	● RB2-BG6
3 position	Maintained	Centre	● RB2-BG3
		Left – Right	● RB2-BG5
		All	● RB2-BG0
		Right	● RB2-BG09
		Left	● RB2-BG9
	Spring return to centre	Centre	● RB2-BG7
	Spring return to centre from right, maintained in left position	Centre	● RB2-BG8



Supplied with 2 keys

Dimensions

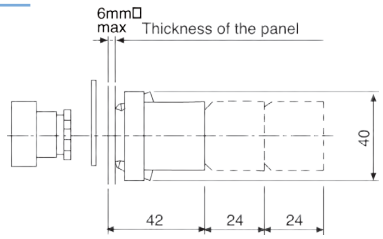

General Characteristics – RB2 Pushbuttons

Current rating: Ith 10A. Rated insulation Voltage: Ui 500V

Mechanical life: Mushroom operators 300,000 ops. All others 1,000,000 ops

Ambient: -25°C to + 70°C Mounting Matrix: 40H x 30W

Contacts: self cleaning, slow acting, positive opening

Conformity: IEC 60947-5-1 Approvals:

©ACDC Dynamics

RB2 PUSHBUTTONS & PILOT LIGHTS 22mm Ø

Pilot Lights Heads Only IP65



Colour	Code
○ White	RB2-BV01
● Green	RB2-BV03
● Red	RB2-BV04
● Amber	RB2-BV05
● Blue	RB2-BV06

Double Pushbuttons Head Only IP40



Description	Colour	Code
Double Button	■ Green ■ Red	RB2-BA87
Double Button & Pilot Light	■ Green ■ Amber ■ Red	RB2-BW9

Contact Blocks - c/w Fixing Collar





Description		Code
1N/O		● RB2-BZ101
1N/C		● RB2-BZ102
2N/O		●● RB2-BZ103
2N/C		●● RB2-BZ104
1N/O + N/C		●● RB2-BZ105

Add on Contact Blocks - 10A Ith



		Code
N/O		● RB2-BE101
N/C		● RB2-BE102

Accessories





RB2-B



EPL-3



EPL-5



RCB2AL8H



RCB2AL8R

			Code
Boots for illuminated pushbuttons **(RB2-BW)**	Clear	○	RB2-RC-L
Spare Silicone rubber boots for booted flush pushbuttons **(RB2-BP)** 	Black	●	RB2-BP002
	Green	●	RB2-BP003
	Red	●	RB2-BP004
	Yellow	●	RB2-BP005
	Blue	●	RB2-BP006
	Clear	○	RB2-BP007
Boot for flush pushbutton	Clear	○	RB2-RC-S
Spare fixing collar			RB2-B
Spare keys (455)			RB2-K455
Padlock attachment only for **RB2-BL4**			EPL-3
Padlock attachment only for **RB2-BS54**			EPL-5
Reset extended Pushbutton - Hex Type Panel Depth ± 135mm, 13mm Hex			RCB2AL8H-*
Reset extended Pushbutton - Round Type Panel Depth ± 135mm, Ø36mm			RCB2AL8R-*

* For other Colours, Add ● **R** (Red) or ● **B** (Blue)

Lamp Blocks

(for both Pilot Lights & Illuminated Pushbutton Heads)











Description	Rated Voltage		Code
Direct Connect 2.6W max (Lamp excluded) 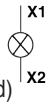	230V max		RB2-BV6
With Resistor (130V BA9s Lamp included) 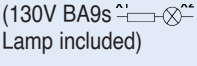	230VAC		RB2-BV7
With fixed ultra high bright cluster LED 	Green	●	RB2-BVL73*
	Red	●	RB2-BVL74*
	Amber	●	RB2-BVL75*
	Blue	●	RB2-BVL76*

*Specify voltage: **24V**, **48V**, **110VAC/DC**, **240VAC**

Spare Contact Actuator	RB2-BV7-ACC
Lamp Extraction Tool	RB2-X13

For Lamps, see Page 193

Aluminium Legend Plates



Black – White on black



RB2-BY2304

Description	Code
AUTO-HAND	● RB2-BY2364
AUTO-O-HAND	● RB2-BY2385
BLANK	● RB2-BY2301
DOWN	● RB2-BY2308
STOP	● RB2-BY2304
FORWARD	● RB2-BY2305
INCH	● RB2-BY2321
OFF	● RB2-BY2312
OFF-ON	● RB2-BY2336



RB2-BY2331



ED-60

Aluminium Legend Plates

Description	Code
ON	● RB2-BY2311
RESET	● RB2-BY2323
REVERSE	● RB2-BY2306
START	● RB2-BY2303
EMERGENCY STOP	● RB2-BY2331
UP	● RB2-BY2307
Yellow Emergency Stop 60mmØ	● ED-60
Yellow Emergency Stop 90mmØ	● ED-90
Laser Engraved with customer specified text	● RB2-BY2301E

©ACDC Dynamics

PUSHBUTTONS, PILOT LIGHTS & SELECTOR SWITCHES 22mm Ø



Pushbuttons (Heads only)

Colour	Code
Black	ECX1100
Red	ECX1101
Green	ECX1102
Yellow	ECX1103
Blue	ECX1104
White	ECX1105



Extended Pushbuttons

Colour	Code
Black	ECX1110
Red	ECX1111
Green	ECX1112
Yellow	ECX1113
Blue	ECX1114



Pilot Lights

Colour	Code
Red	ECX1231
Green	ECX1232
Yellow	ECX1233
Blue	ECX1234
Clear	ECX1235



Illuminated Pushbuttons

Colour	Code
Red	ECX1201
Green	ECX1202
Yellow	ECX1203
Blue	ECX1204
Clear	ECX1205



Emergency Stops

Description	Colour	Code
With latch twist to release	Red Ø 40	ECX1131
	Black Ø 40	ECX1130
	Red Ø 60	ECX1136
Momentary	Red Ø 40	ECX1135
Momentary	Red Ø 60	ECX1137
Push Pull	Red Ø 40	ECX1146



Illuminated Emergency Stops

Description	Colour	Code
With latch twist to release	Red	ECX1226
Momentary	Red	ECX1221



Illuminated Selector Switches

Colour	2 maintained positions	3 maintained positions
Red	ECX1251	ECX1261
Green	ECX1252	ECX1262



Selector Switch Short Handle

Description		Code
2 position	Maintained	ECX1300
	Return from right	ECX1310
3 position	Maintained	ECX1320
	Return to centre position	ECX1330
	Return from left	ECX1340
	Return from right	ECX1345



Selector Switch Long Handle

Description		Code
2 position	Maintained	ECX1350
	Return from right	ECX1360
3 position	Maintained	ECX1370
	Return to centre position	ECX1380
	Return from left	ECX1390
	Return from right	ECX1400

Emergency Stops with Key



Description	Colour	Code
With latch Key release	Red Ø 40mm	ECX1141
Spare Key		ECX-KEY



Key Switches

Type		Key Removal Position	Code
2 position	Maintained	Left	ECX1410
		Right-Left	ECX1420
	Spring return from right	Left	ECX1430
3 position	Maintained	Centre	ECX1440
		Right-Left	ECX1450
		Left	ECX1460
		In all positions	ECX1470
	Spring return to centre position	Centre	ECX1480
	Spare Key		ECX-KEY

©ACDC Dynamics

PUSHBUTTONS, PILOT LIGHTS 22mm Ø IP65



Contact Blocks with Support Base

Description		Code
1 Contact Block@10A	1N/C 	ECX1031
	1N/O 	ECX1032
2 Contact Blocks@10A	2N/C 	ECX1033
	2N/O 	ECX1034
	1N/O + 1N/C 	ECX1035





Double Button with Light

Description	Code
Head only with flush red button	ECX1153
Head only with extended red button	ECX1157

Double Button no Light

Description	Code
Head only with flush red button	ECX1150
Head only with extended red button	ECX1154



Add-on Contact Blocks 10A

Description		Code
N/C Red		ECX1030
N/O Green		ECX1040



Lampholders with Support Base

Description	Wiring Diagram	Rated Voltage	Code
Direct Feed (BA9S Lamp not included) 2.6W Max		400V ~ (Max)	ECX1050



Lampholders with Support Base

Description	Wiring Diagram	Rated Voltage	Code
With Resistor (130V - 2,6W Lamp included)	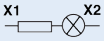	250V ÷ 250V ~	ECX1060
Flashing device (Lamp included)	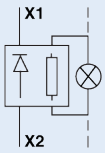	24VAC	ECX1080
		48VAV	ECX1081
		110V to 130VAC	ECX1082
		230V (BA9S Lamp 130VAC)	ECX1083
		24VDC	ECX1084





Spare Support Base

Description	Code
Spare Support Base	ECX1029



Boots

Description	Colour	Material	Code
Protection Cap for Flush non-illuminated Pushbuttons	Black	Neoprene	ECX1700
	Red	Neoprene	ECX1701
	Green	Neoprene	ECX1702
	Yellow	Neoprene	ECX1703
	Blue	Neoprene	ECX1704
	Colourless	Silicone	ECX1705
Protection Cap for Extended Pushbuttons	Colourless	Silicone	ECX1706



Hole Plugs - 22mmØ

Description	Colour
Plug for unused holes	ECX1490

Supplied with O-ring and mounting screw.
For Econo plugs see page 473



22mm Panel Mount Potentiometers

Single Turn (Complete with legend plate)

Description	Code
1KΩ Single Turn	ECX2300-1K
5KΩ Single Turn	ECX2300-5K
10KΩ Single Turn	ECX2300-10K
20KΩ Single Turn	ECX2300-20K
Spare Legend	ECX2640

Joy Sticks (complete with Contact Blocks)

Description		Code
2 position	Momentary	ECX1510
	Maintained	ECX1512
4 position	Momentary	ECX1520
	Maintained	ECX1524



Padlock Attachments

Description	Code
Padlock attachment only for extended push button **ECX1111**	EPL-3
Padlock attatchment only for **ECX1131/30/36**	EPL-6





©ACDC Dynamics

PLASTIC BEZEL 22mmØ CONTROL DEVICES


LAY5-EA3


LAY5-EL4


LAY5-EW33


LAY5-EP2


LAY5-EC4


LAY5-ES14


LAY5-ES64


LAY5-ET4


LAY5-ET442


XDL22-ESC545

Heads IP65

Description			Code
Pushbuttons			
Flush	Black	●	LAY5-EA2
	Green	●	LAY5-EA3
	Red	●	LAY5-EA4
	Yellow	●	LAY5-EA5
	Blue	●	LAY5-EA6
Extended	Red	●	LAY5-EL4
Pushbuttons - Illuminated			
	Green	●	LAY5-EW33
	Red	●	LAY5-EW34
	Yellow	●	LAY5-EW35
	Blue	●	LAY5-EW36
Pushbuttons - Booted			
	Black	●	LAY5-EP2
	Green	●	LAY5-EP3
	Red	●	LAY5-EP4
	Yellow	●	LAY5-EP5
	Blue	●	LAY5-EP6
Pushbuttons - Mushroom Head			
Momentary Ø40mm		●	LAY5-EC4
Twist release Ø40mm		●	LAY5-ES54
Twist release Ø60mm		●	LAY5-ES64
Key release Ø40mm		●	LAY5-ES14
Push pull Ø40mm		●	LAY5-ET4
Push pull Ø40mm (c/w Indication)		●	LAY5-ET442
Twist Release (Green Collar) Ø40mm c/w 1NO + 1NC Contact Block		●	XDL22-ESC545




Heads IP65

Description		Code
Pilot Lights		
Green	●	LAY5-EV03
Red	●	LAY5-EV04
Yellow	●	LAY5-EV05
Blue	●	LAY5-EV06



Selector Switches – Standard Short Lever

2 posn maintained	●	LAY5-ED2
2 posn spring return to left	●	LAY5-ED4
3 posn maintained	●	LAY5-ED3



Key Operated	Key removal	
2 posn maintained	Left	LAY5-EG2
Spring return to left	Left	LAY5-EG4
2 posn maintained	All	LAY5-EG6
3 posn maintained	All	LAY5-EG0
3 posn maintained	Centre	LAY5-EG3
Spring return left & right to centre	Centre	LAY5-EG5



Double Pushbutton Head

Description	Code
With 1N/O + 1N/C contact block and provision for direct connected lamp. BA9s MAX 250VAC	LAY5-EW8325

Ui = 600V
Ith = 10A




240V
2.6W max



Contact & Lamp Blocks

Description		Code
Complete with mounting collar		
1N/O	1 2 ●	LAY5-EZ101
1N/C	3 4 ●	LAY5-EZ102
2N/O	13 21 14 22 ● ●	LAY5-EZ103
2N/C	11 21 12 22 ● ●	LAY5-EZ104
1N/O+1N/C	13 23 14 24 ● ●	LAY5-EZ105
Add-on		
1N/O	1 2 ●	LAY5-BE101
1N/C	3 4 ●	LAY5-BE102
Direct connecting Order BA9s lamp separately	X1 X2	
Pilot light only		LAY5-EV6
Accepts contact blocks		LAY5-EW06


R-3

EPL-4


EPL-3


LAY5-E


R22/30


LAY5-EB

Accessories

Description	Code
Re-set Button – 125mm depth Green	R-3

Padlock Attachments

Description	Code
For Flush Button	EPL-4
For Extended Button	EPL-3
For LAY5-ES54 (Emg. twist release)	EPL-5


EPL-5


Shown complete with EMG Button

Description	Code
Spare Mounting Collar	LAY5-E
Adaptor from 30.5 to 22.5mm	R22/30

E-Stop Protection Shrouds

Description	Code
Shroud for E-Stop Ø43mm	LAY5-EB43E
Shroud for E-Stop Ø53mm	LAY5-EB54E

Other Accessories: Lamps: page 8.2, Enclosures: page 8.9, Legend Plates pages 8.2 & 8.4. Hole Plugs page 8.6

©ACDC Dynamics

PUSHBUTTONS & PILOT LIGHTS

Cluster LED lights 16mm hole mounting - IP65

Panel depth: 35mm Shrouded terminals

LED



Code	Description
AD16-R*	Red
AD16-G*	Green
AD16-Y*	Yellow
AD16-W*	White
AD16-B*	Blue

* Specify voltage with order: **12**VAC/DC, **24**VAC/DC, **48**VAC/DC, **110**VAC/DC, **230VAC**, **400VAC**

Cluster LED lights 22mm hole mounting IP65

reduced panel depth – 35mm long body, shrouded terminals

NEW LED



ALED-R*	Red
ALED-G*	Green
ALED-Y*	Yellow
ALED-W*	White
ALED-B*	Blue
ALED-A*	Amber
NEW ALED-R/G*	Red and Green

* Specify voltage with order: **12**VAC/DC, **24**VAC/DC, **48**VAC/DC, **110**VAC/DC, **230VAC**, **400VAC, M** (70-380VAC)

Cluster LED Lights 30mm hole mounting - IP65

Panel depth: 40mm Shrouded terminals

LED



AD30-R*	Red
AD30-G*	Green
AD30-Y*	Yellow
AD30-W*	White
AD30-B*	Blue

* Specify voltage with order: **12**VAC/DC, **24**VAC/DC, **48**VAC/DC, **110**VAC/DC, **230VAC**, **400VAC**

Cluster LED lights dome type

22mm hole mounting, High surge resistance, High-bright, 120,000hrs

LED



CLED-1*	Red
CLED-2*	Green
CLED-3*	Yellow
CLED-4*	Blue

* Specify voltage with order: **12**VAC/DC, **24**VAC/DC, **48**VAC/DC, **115**VAC/DC, **230**VAC/DC

Economy indicating lights 22mm hole mounting, BA9S fitting



MK/EL-1*	Red
MK/EL-2*	Green
MK/EL-3*	Yellow
MK/EL-4*	Clear
MK/EL-5*	Blue

* Lamp: Filament **12, 24, 48**V. Neon **110, 230**VAC & No Lamp (Blank)

Neon indicating lights 10mm hole mounting, 25,000hrs, Solder terminals



TE1-1	90-250VAC Red
TE1-2	90-250VAC Green
TE1-3	90-250VAC Yellow
TE1-4	90-250VAC Clear

Economy Pushbuttons & Selector Switches

22mm hole mounting, 10A, IP44



Pushbuttons		Selector Switches	
SB7-EA42	Red 1 N/C pushbutton	SB7-ED21	Black 1 N/O 2 pos. maintained
SB7-EA31	Green 1 N/O pushbutton	SB7-ED33	Black 2 N/O 3 pos. maintained
SB7-EA21	Black 1 N/O pushbutton		

30mm Ø PUSHBUTTONS & PILOT LIGHTS - IP65



Flush Pushbuttons (head only)

Code	Colour
AF3	Green
AF4	Red



Mushroom Pushbuttons

Code	Colour
AM4 (spring return)	Red
AML4 (twist release)	Red



Selector Switches

Code	Description
AS2-2P	2 posn, maintained
AS2-3P	3 posn, maintained



Key Switch

Code	Description
AK-2PB	2 posn, maintained
AK-3PA	3 posn, maintained



Pilot Lights (c/w lamp block)

Code	Colour
PLB3	Green
PLB4	Red
PLB5	Amber



Contact Blocks

Code	Description
S11	1 N/O + 1 N/C c/w locking plate
S12*	1 N/O + 1 N/C no locking plate

Specifications				
Contact blocks to be ordered separately	Contact blocks to be ordered separately	Contact blocks to be ordered separately	Key removable from all positions. Contact blocks to be ordered separately	Lamp BA15D 5W 230V max	500VAC 10 Amp *For 2 N/O + 2 N/C order **S11** and **S12**

©ACDC Dynamics

PUSHBUTTON STATIONS

Plastic Pushbutton Control Station Enclosures IP65

No. of holes	Grey Cover	Size H x W x D	Yellow Cover	Size H x W x D
1	MK27101	82 x 66 x 65	MK27111	85 x 75 x 65
2	MK27102	132 x 82 x 65		
3	MK27103	171 x 66 x 65		
2 x 3 (3 x 2)	MK27104	171 x 132 x 65		
4 x 3 (3 x 4)	MK27105	264 x 171 x 65		
1	–	85 x 85 x 105	LAY5-1YB	
1	–	68 x 68 x 80	PSAML4	
1	LAY5-BE01	68 x 68 x 51	LAY5-JBE01	
2	LAY5-BE02	104 x 68 x 51	LAY5-JBE02	
3	LAY5-BE03	134 x 68 x 51	LAY5-JBE03	
4	LAY5-BE04	186 x 68 x 51	LAY5-JBE04	
5	LAY5-BE05	222 x 68 x 51		

PSAML4 c/w shroud for emergency stop



Die Cast Aluminium Pushbutton Station Enclosures IP65

RAL 7042 grey epoxy powder coated

Size L x W x D	Holes	For 22mm devices	For 30.5mm devices	Plain cover
90 x 78 x 52	1	RM-1YB	–	–
90 x 78 x 52	1	RM-1GB	–	–
137 x 78 x 52	2	RM-2GB	–	–
106 x 106 x 81	1	SAM103-B	A3P0909.01	SAM203-B
126 x 79 x 75	2	SAM106-B	A3P0915.02	SAM206-B
206 x 106 x 81	3	SAM107-B	A3P0920.03	SAM207-B
256 x 91 x 75	4	SAM109-B	A3P0925.04	SAM209-B
256 x 91 x 75	5	SAM111-A	–	–



Assembled Pushbutton Stations

Description	LAY5 Plastic Enclosure	RB2 Plastic Enclosure	RB2 Die Cast Enclosure
1 Way control stations			
E-stop (mushroom twist to release) with pushbutton protection	E/ST-10	R/ST-10	–
E-stop (mushroom spring return)	E/ST-11	R/ST-11	RM/ST-11
E-stop (mushroom twist to release)	E/ST-12	R/ST-12*	RM/ST-12
E-stop (mushroom key release)	E/ST-13	R/ST-13	RM/ST-13
E-Stop (illuminated latching 230V)	E/ST-14	R/ST-14	RM/ST-14
Stop	E/ST-15	R/ST-15	RM/ST-15
Stop padlockable	E/ST-16	R/ST-16	RM/ST-16
Start	E/ST-17	R/ST-17	RM/ST-17
2 posn key selector switch (0-1)	E/ST-18	R/ST-18	RM/ST-18
*Also available white on black			



2 Way control stations			
Start/Stop	E/ST-21	R/ST-21	RM/ST-21
Start/Stop padlockable	E/ST-22	R/ST-22	RM/ST-22
Start/E - Stop (mushroom spring return)	E/ST-23	R/ST-23	RM/ST-23
Start/E - Stop (mushroom twist to release)	E/ST-24	R/ST-24	RM/ST-24
Up/Down	E/ST-25	R/ST-25	RM/ST-25
Start/E - Stop (mushroom key release)	E/ST-26	R/ST-26	RM/ST-26



3 Way control stations			
With standard stop pushbutton:			
Start/Stop/Run light (Green 230V neon)	E/ST-31	R/ST-31	RM/ST-31
Fwd/Stop/Rev	E/ST-32	R/ST-32	RM/ST-32
Up/Stop/Down	E/ST-33	R/ST-33	RM/ST-33
Fwd/E-Stop/Rev	E/ST-35	R/ST-35	RM/ST-35

Alternatively, custom assembled control stations can be supplied in horizontal or vertical format with the option of customised engraving.



Palm Push 90mm Ø



EV90

Plastic Enclosure IP65

©ACDC Dynamics

16mmØ PUSHBUTTONS & PILOT LIGHTS

	Round Pilot Lights	Square Pilot Lights	Rectangle Pilot Lights
Lamps not included	Bezel 18mmØ 	Bezel 18 x 18mm 	Bezel 18 x 24mm 
Red	D16PL-RR	D16PL-SR	D16PL-TR
Green	D16PL-RG	D16PL-SG	D16PL-TG
Yellow	D16PL-RY	D16PL-SY	D16PL-TY
Amber	D16PL-RA	D16PL-SA	D16PL-TA
Blue	D16PL-RB	D16PL-SB	D16PL-TB
White	D16PL-RW	D16PL-SW	D16PL-TW

	Pushbuttons						Emergency Stop	
Lamps not included							Red only 	
	Illuminated	Non Illuminated	Illuminated	Non Illuminated	Illuminated	Non Illuminated	Illuminated	Non Illuminated
Momentary (Non latching)	D16LM-R*-*	D16PM-R*-*	D16LM-S*-*	D16PM-S*-*	D16LM-T*-*	D16PM-T*-*	D16EC-RR-*	D16EM-RR-*
Alternate (Latching)	D16LA-R*-*	D16PA-R*-*	D16LA-S*-*	D16PA-S*-*	D16LA-T*-*	D16PA-T*-*	D16EB-RR-*	D16EA-RR-*

*Add lens colour: ● **R** *(Red)*, ● **GN** *(Green)*, ● **Y** *(Yellow)*, ● **A** *(Amber)*, ● **BL** *(Blue)*, ○ **W** *(White)*
*Add number of contact: **1** = 1 NO + 1 NC; **2** = 2 NO + 2 NC; **3** = 3 NO + 3 NC; **4** = 4 NO + 4 NC

Accessories

Description		Code
Lamp Extractor	Lamp removal tool	50-005-01
Mounting Wrench	For tightening of locking rings	50-006-01
Lens Remover	For removal of lenses	50-007-01

Spare Lens	Round	Rectangle	Square
● Blue	50-001-11	50-002-11	50-003-11
● Green	50-001-12	50-002-12	50-003-12
● Orange	50-001-13	50-002-13	50-003-13
● Red	50-001-14	50-002-14	50-003-14
○ White	50-001-15	50-002-15	50-003-15
● Yellow	50-001-16	50-002-16	50-003-16

Protection Cap	For square head (90°)	50-011-01
	For square head (180°)	50-011-11
	For rectangular head (90°)	50-011-02
	For rectangular head (180°)	50-011-12

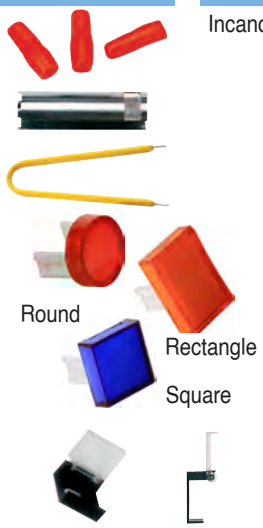

Lamps

Description				Code	
Incandescent	48V	AC/DC	25mA	50-004-06	
	28V	AC/DC	40mA	50-004-05	
	14V	AC/DC	40mA	50-004-03	
	6V	AC/DC	40mA	50-004-01	
Neon	110V	AC	Green	50-004-11	
			Red	50-004-12	
	230V	AC	Green	50-004-13	
			Red	50-004-14	
LED	6V	DC	Green	50-004-16	
			Red	50-004-17	
	12V	DC	Green	50-004-19	
			Red	50-004-20	
			Yellow	50-004-21	
	24V	DC	Green	50-004-22	
			Red	50-004-23	
			Yellow	50-004-24	

Type	Contact block diagram	Mounting depth	Block colour
SPST	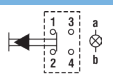	29mm	Lamp: Black Contact: Red
DPST	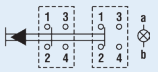	36.5mm	Lamp: Black Contact: Red
3PST	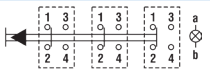	44mm	Lamp: Black Contact: Red
4PST	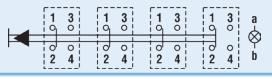	51.5mm	Lamp: Black Contact: Red

Specifications IP40

Minimum mounting matrix: Round 18 x 18mm
Square 18 x 18mm
Rectangular h18 x w 24mm
Lamp connections (for DC) a –ve, b +ve
Contacts: Snap action double break, silver contacts
5A @ 250VAC
8A @ 125VAC
200mA @ 250VDC
6A @ 24VDC
Maximum panel thickness: 8mm
Terminals: Solder type, intended for use with 0.75mm² wire max.

©ACDC Dynamics

APPLIANCE CONTROLS

Toggle switches 12mm hole mounting, 16Amps @ 250VAC contacts

Stay Put	Type	Spring Return
T11CS	(On-off) SPST	ST11CS
T12CS	(On-on) SPDT	ST12CS
T13CS	(On-off-on) SPDT	ST13CS
T21CS	(On-off) DPST	ST21CS
T22CS	(On-on) DPDT	ST22CS
T23CS	(On-off-on) DPDT	ST23CS
TR-1	Rubber Boot for Toggle Switches IP65	





Fast-on connections

Miniature Pushbuttons

14mmØ hole mounting



PB-305

Code	Description
PB-305A	Off (on) 3A 250V Red latching
PB-305B	Off (on) 3A 250V Green latching
PB-305AN	On - Off 3A 250V Red N/O
PB-305BN	Off - On 3A 250V Green N/O
PB-305CN	On - Off 3A 250V Red N/C

Stainless Steel Pushbuttons & Pilot Lights 22mmØ IP66



Type	Colour	Illuminated Pushbuttons		Latching Pushbutton	
				Low Profile	Protruding
Code	Red	*MP0001.T.R	MSW1941-R	MP0031	MP0031.2
	Green	*MP0001.T.GN	MSW1941-GN		
	Amber	*MP0001.T.A	MSW1941-A		
	Blue	*MP0001.T.BL	MSW1941-BL		
	White	–	MSW1941-WH		
Current/Volts		20mA @ 3.6V*	50mA / 9-30VDC	–	–
Size		22mmØ x 32mm(L)	22mmØ x 37.2mm(L)	22mmØ x 30mm(L)	22mmØ x 30mm(L)
Panel Cutout Size		19.2mmØ		19.2mmØ	
Contacts		SPDT 50mA@ 24VDC	SPDT 1A@ 24VDC	SPDT 5A @ 250V	

8mmØ hole mounting



PB-101A

Code	Description
PB-101A	Off - On 1A 250V Black N/O
PB-101B	On - Off 1A 250V Red N/C

LED's (Rating @ 20mA) & Technical Specifications: MP0001

Colour	Red	Green	Amber	Blue
Luminous Intensity	900mcd	1500mcd	220mcd	1500mcd
Supply voltage*	1.85V	3.0V	2.0V	3.4V

*Resistor Values for MP0001

For all colour push buttons

12V	100Ω	0.5W
24V	220Ω	0.5W

A resistor in series must be connected by the user

Rocker Switches

16A @250VAC Lamp Voltage 230VAC



Type	On/Off SPST No Lamp		On/Off SPST Illuminated		On/Off DPST No Lamp	On/Off DPST Illuminated	On/Off/On SPDT No Lamp
Body Colour	Black	White	Black	White	Black	Black	Black
Code Red	R12-2AR	R13-2AR	R12-2CR	R13-2CR	R9-49AR	R9-49ALR	R12-3BLR
Code Amber	R12-2AO	R13-2AA	R12-2CO	R13-2CA	R9-49AO	R9-49ALO	R12-3BLO
Code Green	R12-2AG	–	R12-2CG	–	R9-49AG	R9-49ALG	R12-3BLG
Code Black	R12-2ABK	–	R12-2CBK	–	R9-49ABK	–	R12-3BLBK
Hole Size	30 x 11mm		30 x 11mm		30 x 25mm	30 x 25mm	30 x 11mm

Lamp Voltage 230VAC



Type	On/Off SPST No Lamp	On/Off SPST Illuminated	On/Off DPST No Lamp	On/Off/On SPDT No Lamp	On/Off/On DPDT No Lamp	Lamp only	On/Off SPST Round – No Lamp
Code Red	WS1-1R	WS1-2R	WS3-1R	WS3-3R	WS3-5R	WL03-5R	JS-606-2R
Code Amber	–	WS1-2A	–	–	–	WL03-5A	–
Code Green	WS1-1G	WS1-2G	–	–	–	WL03-5G	–
Code Black	WS1-1BK	–	WS3-1BK	WS3-3BK	WS3-5BK	–	JS-606-2A
Code White	–	–	–	–	WS-5WH	–	–
Hole Size	19.2 x 12.9mm	19.2 x 12.9mm	19.2 x 21.9mm	19.2 x 12.9mm	19.2 x 21.9mm	30 x 11mm	20.2mmØ

©ACDC Dynamics



9

TERMINALS, INSULATORS & COPPER

Optimize your electrical connections with our premium Terminals, Insulators & Copper products. Engineered for high conductivity and durability, our range ensures reliable and efficient electrical connections. Whether for industrial, commercial, or residential applications, our products provide the quality and performance needed for robust electrical systems.

RAIL MOUNTED TERMINALS



Earth terminal

	Micro DIN2		Standard Terminals		
					
Wire Size (mm²)	**1.5mm**	**4mm**	**2.5mm**	**4mm**	**6mm**
Std Terminal Code	**DR1.5/5**	**DR4/6**	**MA2,5/5**	**M4/6**	**M6/8**
Earth Terminal Code	–	–	**MA2,5/5P**	**M4/6P**	**M6/8P**
Rating Amps	20A	30A	24A	32A	41A
Volts	250V	500V	800V	800V	800V
Width	5mm	6mm	5mm	6mm	8mm
Mounting rail	PR2 Micro	PR2 Micro	DIN 32/35	DIN 32/35	DIN 32/35
Accessories					
End plate	**FEDR5**	**FEDR61**	**FEM6**	**FEM6**	**FEM6**
Partition	–	–	**SCF6**	**SCF6**	**SCF6**
Bus coupler (ways)	–	–	**BJS5** (20)	**BJS6** (20)	**BJS8** (20)
Connecting screw (pack of 20)	–	–	**EV5/20**	**EV6/20**	**EV6/20**
Marker	–	**RC65-BLANK**	**N000**(BLANK)	**EN000**(BLANK)	**EN000**(BLANK)

All Entrelec Terminals are ATEX approved

Special Terminals

	Double deck		Isolating			
					with spring loaded connectors 	
Wire Size (mm²)	**2.5mm**	**4mm**	**4mm**	**6mm**	**4mm**	**6mm**
Terminal Code	**MA2,5/5D2**	**M4/6D2**	**M4/6SNBO**	**M6/8.STP**	**M4/6SNTS**	**M6/8.STP.RS**
Rating Amps	24A	32A	20A	15A	10A	24A
Volts	630V	800V	320V	500V	500V	500V
Width	5mm	6mm	6mm	8mm	6mm	8mm
Mounting rail	DIN32/35	DIN32/35	DIN32/35	DIN32/35	DIN32/35	DIN32/35
Accessories						
End plate	**FEM6D**	**FEM6D**	**FEM62**	**FEMT1**	**FEM6**	**FEMR8T**
Other	–	–	–	–	–	–
Marker	**N000** (BLANK)	**EN000** (BLANK)	**EN000**(BLANK)	**EN000**(BLANK)	**EN000**(BLANK)	**EN000**(BLANK)

Terminal covers to be ordered separately

	Power Terminals			Hinged Covers	End Stops
					
Wire Size (mm²)	**35mm²**	**70mm²**	**120mm²**	**35mm²**	**DIN35**
Terminal Code	**D35/27FF**	**D70/32FF**	**D120/42FF**	Code: **CPUF35**	**BAM**
Rating Amps	125A	192A	269A	**70mm²**	
Volts	1000V	1000V	1000V	Code: **CPUF70**	Entrelec end stop to fit directly onto DIN35 Ω rail
Width	27mm	32mm	42mm	**120mm²**	
Spacer	Included	Included	Included	Code: **CPUF120**	
2 x Cover	To Be Ordered Separately	To Be Ordered Separately	To Be Ordered Separately		
Mounting Rail	DIN 35	DIN 35	DIN 35		

For other Entrelec items not listed above please contact the industrial team

©ACDC Dynamics

RAIL MOUNTED TERMINALS

Standard Terminals






10mm	16mm	35mm	70mm
M10/10	M16/12	M35/16	D70/22
M10/10P	M16/12P	M35/16P	–
57A	85A	125A	192A
800V	800V	800V	1000V
10mm	12mm	16mm	22mm
DIN 32/35	DIN 32/35	DIN 32/35	DIN 32/35
FEM6	FEM12	–	–
SCF6	SCF12	SCF16	SCF22
BJS10 (20)	BJS12 (20)	BJS16 (20)	–
EV6/20	EV12/20	EV16/20	–
EN...	EN...	EN...	EN...

Insulation Displacement




0.34-1.5mm	1-2.5mm
D1.5/6ADO	D2.5/8ADO
D1.5/6P	D2.5/8P
17.5A	24A
800V	1000V
6mm	8mm
DIN 32/35	DIN 32/35
FEMAD3	FEMAD3
–	–
BJS6 (20)	BJS8 (20)
EV6	EV6
EN...	EN...

ADO

Vibration proof
No wire stripping
No lug
Time saving



Tools



OUPAD



OUMAD

Spring Loaded




4mm	6mm	10mm
M4/6.RS	M6/8.RS	M10/10.RS
32A	41A	46A
1000V	800V	800V
6mm	8mm	10mm
DIN32/35	DIN32/35	DIN32/35
FEMR8	FEMR8	FEMR10
–	–	–
EN...	EN...	EN...

Thermocouple



4mm
MTC6
–
500V
6mm
DIN32/35
FEM6
–
EN...

Fused



No Indication



LED 110-230V Indication



LED 24V Indication



No Indication

4mm	4mm	4mm	6mm
M4/8SF	M4/8SFL	M4/8SFD	MB10/12SF
up to 6.3A max.	up to 6.3A max.	up to 6.3A max.	10A
630V	500V	500V	500V
8mm	8mm	8mm	12mm
DIN32/35	DIN32/35	DIN32/35	DIN32/35
FEM8S	FEM8S	FEM8S	FEM12S
Fuse: 5 x 20	Fuse: 5 x 20	Fuse: 5 x 20	Fuse: 5 x 20
EN...	EN...	EN...	EN...

Horizontal Terminal Markers – 100 way strips



For MA2.5 terminals, remove '**E**' from part number

Symbol	Code	Symbol	Code	Symbol	Code	Symbol	Code	Symbol	Code
0	EN000-0	9	EN009	41 to 50	EN105	C	EN113	U	EN118
1	EN001	10	EN010	51 to 60	EN106	D	EN114	V	EN119
2	EN002	11	EN011	61 to 70	EN107	E	EN115	W	EN120
3	EN003	↓	↓	71 to 80	EN108	F	EN116	Z	EN121
4	EN004	100	EN100	81 to 90	EN109	L	EN117	blank	EN000
5	EN005	1 to 10	EN101	91 to 100	EN110	N	EN122	–	EN123
6	EN006	11 to 20	EN102	1 to 100	EN130	R	EN127	+	EN124
7	EN007	21 to 30	EN103	A	EN111	S	EN128	L1, L2, L3, N	EN126
8	EN008	31 to 40	EN104	B	EN112	T	EN129	Customized	EN000-CS

©ACDC Dynamics

For other Entrelec items not listed above please contact the industrial team

SNK SCREW CLAMP RAIL MOUNTED TERMINALS


Earth terminal

Feed-Through










Wire Size	4mm²	6mm²	6mm²	10mm²	16mm²	25mm²	35mm²	50mm²
Terminal Code	ZS4	ZS6	ZS6-3S	ZS10	ZS16	ZS25	ZS35	ZS50
Earth Terminal Code	ZS4-PE	ZS6-PE	-	ZS10-PE	ZS16-PE	ZS25-PE	ZS35-PE	ZS50-PE
Rating Amps	32A	41A	32A	57A	76A	76A	125A	150A
Volts	1000V	1000V	1000V	1000V	1000V	1000V	1000V	1000V
Width	5.2mm	6mm	6mm	8mm	10mm	12mm	16mm	16mm
Mounting rail	DIN32/35	DIN 35	DIN 35	DIN 35	DIN 35	DIN 35	DIN 35	DIN 35
Accessories								
End plate	ES4	ES4	ES6-3S	ES4	ES4	ES4	-	-
Partition	CS/CS-R1	CS/CS-R1	CS/CS-R1	CS/CS-R1	CS/CS-R1	CS/CS-R1	CS-R1	-
Bus coupler (-ways)	JB5-50	JB6-50	JB6-50	JB8-10	JB10-10	JB12-5	JB16-10	JB16-10
Marker	MC512	MC612	MC612	MC812	MC812	MC812	MC812	MC812

* For Component / Disconnect plugs see page 246

Disconnect with Plug*




Disconnect with Blade



With Test Sockets


With Test Sockets

1 Disconnect +1 Feedthrough


Wire Size	4mm²	4mm²	4mm²	4mm²	4mm²	4mm²	4mm²	6mm²
Terminal Code	ZS4-SP	ZS4-SP-R1	ZS4-S	ZS4-S-T2	ZS4-S-R1	ZS4-S-T2-R1	ZS4-D2-S	ZS6-S
Earth Terminal Code	-	-	-	-	-	-	-	-
Rating Amps	18A	18A	25A	25A	26A	26A	25/29A	25A
Volts	400V	400V	400V	400V	400V	400V	630V	500V
Width	5.2mm	6mm	5.2mm	5.2mm	6mm	6mm	5.2mm	6mm
Mounting rail	DIN 35	DIN 35	DIN 35	DIN 35	DIN 35	DIN 35	DIN 35	DIN 35
Accessories								
End plate	ES4	-	ES4	ES4	-	-	ES4-D2	ES4
Partition	-	-	CS-R1	CS-R1	-	-	-	CS-R1
Bus coupler (-ways)	-	JB6-50	-	-	JB6-50	JB6-50	JB6-50	-
Marker	MC512	MC612	MC512	MC512	MC612	MC612	MC512	MC612

Fused - 5 x 20mm / 5 x 25mm Fuses



with Test Sockets

with Indication 24-110VAC/DC

with Indication 115-250VAC/DC

1 Fused + 1 Feedthrough

with Indication 24-110VAC/DC
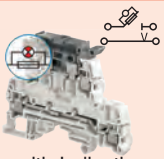
with Indication 115-250VAC/DC

Wire Size	4mm²	4mm²	4mm²	4mm²	4mm²	4mm²	4mm²
Terminal Code	ZS4-SF1	ZS4-SF1-T2	ZS4-SF1-R1	ZS4-SF1-R3	ZS4-D2-SF1	ZS4-D2-SF1-R1	ZS4-D2-SF1-R3
Earth Terminal Code	-	-	-	-	-	-	-
Rating Amps	6.3A	6.3A	6.3A	6.3A	6.3A	6.3A	6.3A
Volts	630V	630V	630V	630V	800V	800V	800V
Width	8mm	8mm	8mm	8mm	8mm	8mm	8mm
Mounting rail	DIN 35	DIN 35	DIN 35	DIN 35	DIN 35	DIN 35	DIN 35
Accessories							
End plate	ES4-SF	ES4-SF	ES4-SF	ES4-SF	ES4-D2-SF1	ES4-D2-SF1	ES4-D2-SF1
Partition	-	-	-	-	-	-	-
Bus coupler (-ways)	PC8-10	PC8-10	PC8-10	PC8-10	JB8-10	JB8-10	JB8-10
Marker	MC812	MC812	MC812	MC812	MC812	MC812	MC812

For other Entrelec items not listed above please contact the industrial team

©ACDC Dynamics

SNK SCREW CLAMP RAIL MOUNTED TERMINALS

Feed-Through		Double / Triple Deck				
		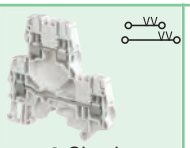 2 Circuits	 1 Circuit	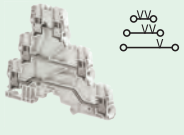 3 Circuits	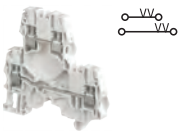 2 Circuits	 1 Feedthrough + Ground
70mm²	**95mm²**	**4mm²**	**4mm²**	**4mm²**	**6mm²**	**6mm²**
ZS70	**ZS95**	**ZS4-D2**	**ZS4-D1**	**ZS4-T3**	**ZS6-D2**	**-**
ZS70-PE	**ZS95-PE**	-	-	-	-	**ZS6-D2-PE**
192A	232A	29A	29A	32A	40A	41A
1000V	1000V	800V	800V	800V	800V	800V
22mm	26mm	5.2mm	5.2mm	5.2mm	6mm	6mm
DIN 35	DIN 35	DIN 35	DIN 35	DIN 35	DIN 35	DIN 35
-	-	**ES4-D2**	**ES4-D2**	**ES4-T3**	**ES4-D2**	**ES4-D2**
-	-	-	-	-	-	-
JB22-10	**JB26-10**	**JB5-50**	**JB5-50**	**JB5-50**	**JB6-50**	**JB6-50**
MC812	**MC812**	**MC512**	**MC512**	**MC512**	**MC612**	**MC612**

Test Disconnect	Pluggable			Fused - for 5 x 20mm Fuses		
 with Sliding Link for CT's	 With 2 Sockets Coding Peg - **COP-2D**	 Open Plug	 Closed Plug		 With Indication 24-110VAC/DC	 With Indication 115-250VAC/DC
10mm²	**4mm²**	**4mm²**	**4mm²**	**4mm²**	**4mm²**	**4mm²**
ZS10-ST-T4	**ZDS4-22**	**CDS4**	**CDS4-E**	**ZS4-SF**	**ZS4-SF-R1**	**ZS4-SF-R3**
-	-	-	-	-	-	-
50A	29A	29A	29A	6.3A	6.3A	6.3A
630V	800V	800V	800V	500V	500V	500V
8mm	5.2mm	5.2mm	5.2mm	6mm	6mm	6mm
DIN 35	DIN 35	-	-	DIN 35	DIN 35	DIN 35
ES10-ST	**EDS4-22**	-	-	-	-	-
CS-R3	**CS-R3**	-	-	-	-	-
SC-JB8-2 or **-3**	**JB5-50**	-	-	**JB6-***	**JB6-***	**JB6-***
MC812	**MC512**	**MC512**	**MC512**	**MC612**	**MC612**	**MC612**

Common Accessories

Markers



Code	Width	Markers / Card
MC512PA*	5.2mm	100
MC612PA*	6mm	100
MC812PA*	8mm	100

* Add Marking to Code:

-CS: (full card printed according to customer specification)
-1 to **-100**: (single number x 100)
-A to **-Z**: (single letter x 100)
-+, **--**, **-PE**: (single symbol x 100)
-L123NPE: (L1, L2, L3, N, PE x 20)
-1-100: (sequence x 1)
-1-10: (sequence x 10)
-11-20: (sequence x 10)
-21-30: (sequence x 10)
-31-40: (sequence x 10)
-41-50: (sequence x 10)
-51-60: (sequence x 10)
-61-70: (sequence x 10)
-71-80: (sequence x 10)
-81-90: (sequence x 10)
-91-100: (sequence x 10)

End Stops



BAM4

Compatible with all SNK Markers



BAZH1

For double deck or power terminals



BAZ1

Screwless - Compact

End Stop Labeling



Holder	Self-Adhesive Label	Size (mm)
LH-R1	**MCLH-R1*** (15pc)	18 x 35
LH	**MCLH*** (36pc)	9 x 30

* Add **-CS** to code for printed labels to your specification.

Component Plugs for Z54-SP / ZK2.5-SP



PG5

Accepts Components up to 8.8 x 3.2mm



PG5-R1

Disconnect Plug

Screw Clamp Accessories

Shield Connector



SHBS

Protective Covers



Single Terminal

Code	Width
PL5	5.2mm
PL6	6mm
PL8	8mm
PL10	10mm
PL16	16mm



Sealable Assembly Cover

Code	Width
CO	1m Long
KCO	Mounting Kit

©ACDC Dynamics

For other Entrelec items not listed above please contact the industrial team

SNK PI-SPRING RAIL MOUNTED TERMINALS

	Feed-Through					
	 Earth terminal					
Wire Size	**2.5mm²**	**2.5mm²**	**2.5mm²**	**4mm²**	**4mm²**	**4mm²**
Std Terminal Code	**ZK2.5**	**ZK2.5-3P**	**ZK2.5-4P**	**ZK4**	**ZK4-3P**	**ZK4-4P**
Earth Terminal Code	**ZK2.5-PE**	**ZK2.5-PE-3P**	-	**ZK4-PE**	**ZK4-PE-3P**	-
Rating Amps	24A	24A	24A	32A	32A	32A
Volts	1000V	1000V	1000V	1000V	1000V	1000V
Width	5.2mm	5.2mm	5.2mm	6mm	6mm	6mm
Mounting Rail	DIN 35	DIN 35	DIN 35	DIN 35	DIN 35	DIN 35
Accessories						
End Plate	**EK2.5**	**EK2.5-3P**	**EK2.5-4P**	**EK2.5**	**EK2.5-3P**	**EK2.5-4P**
Partition	**CS-R2**	**CS-R3**	**CS-R3**	**CS-R2**	**CS-R3**	**CS-R3**
Bus Coupler (-ways)	**JB5-50**	**JB5-50**	**JB5-50**	**JB6-50**	**JB6-50**	**JB6-50**
Marker	**MC512**	**MC512**	**MC512**	**MC612**	**MC612**	**MC612**

	Feed-Through			Double Deck		
				 2 Circuits	 1 Feed Through + Ground	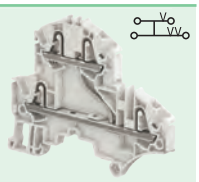 1 Circuit
Wire Size	**6mm²**	**10mm²**	**16mm²**	**2.5mm²**	**2.5mm²**	**2.5mm²**
Std Terminal Code	**ZK6**	**ZK10**	**ZK16**	**ZK2.5-D2**	**ZK2.5-D2-PE**	**ZK2.5-D1**
Earth Terminal Code	**ZK6-PE**	**ZK10-PE**	**ZK16-PE**	-		**ZK2.5-D1-PE**
Rating Amps	41A	57A	76A	24A	24A	24A
Volts	1000V	1000V	1000V	800V	800V	800V
Width	8mm	10mm	12mm	5.2mm	5.2mm	5.2mm
Mounting Rail	DIN 35	DIN 35	DIN 35	DIN 35	DIN 35	DIN 35
Accessories						
End Plate	**EK2.5**	**EK10**	**EK10**	**EK2.5-D2**	**EK2.5-D2**	**EK2.5-D2**
Partition	**CS-R2**	**CS-R3**	**CS-R3**	-	-	-
Bus Coupler (-ways)	**JB8-10**	**JB10-10**	**JB12-5**	**JB5-50**	**JB5-50**	**JB5-50**
Marker	**MC812**	**MC812**	**MC812**	**MC512**	**MC512**	**MC512**

	Disconnect			Fused - 5 x 20mm Fuses		
	 With Blade & Test Sockets	 Accepts Disconnect/ Component Plug*	 With Blade		 With Indication 24-110VAC/DC	 With Indication 115-250VAC/DC
Wire Size	**2.5mm²**	**2.5mm²**	**2.5mm²**	**2.5mm²**	**2.5mm²**	**2.5mm²**
Terminal Code	**ZK2.5-S**	**ZK2.5-SP**	**ZK2.5-S-R1**	**ZK2.5-SF**	**ZK2.5-SF-R1**	**ZK2.5-SF-R3**
Rating Amps	20A	17A	20A	6.3A	6.3A	6.3A
Volts	630V	630V	630V	500V	1000V	1000V
Width	5.2mm	5.2mm	6mm	6mm	6mm	6mm
Mounting rail	DIN 35	DIN 35	DIN 35	DIN 35	DIN 35	DIN 35
Accessories						
End plate	**EK2.5-3P**	**EK2.5-3P**	**EK2.5-3P**	**EK2.5-3P**	**EK2.5-3P**	**EK2.5-3P**
Partition	**CS-R3**	**CS-R3**	**CS-R3**	**CS-R3**	**CS-R3**	**CS-R3**
Bus coupler (-ways)	**JB5-50**	**JB5-50**	**JB6-50**	**JB6-50**	**JB6-50**	**JB6-50**
Marker	**MC512**	**MC512**	**MC612**	**MC612**	**MC612**	**MC612**

* For Accessories, see page 9.4
For other Entrelec items not listed above please contact the industrial team

©ACDC Dynamics

RAIL MOUNTED TERMINALS

Standard Terminals


End Plate










Wire Size (mm^2)	2.5mm	4mm	6mm	10mm	16mm	35mm	50mm	95mm
Std Terminal Code	JUK2.5B	JUK5N	JUK6N	JUK10N	JUK16N	JUK35	JUKH50	JUKH95
Rating Amps	32A	41A	57A	76A	101A	125A	150A	232A
Volts	800V	800V	800V	800V	800V	800V	1000V	1000V
Width	6.2mm	6.2mm	8.2mm	10.2mm	12.2mm	15.2mm	20mm	25mm

Accessories

End plate	D-JUK2.5	D-JUK4/10	D-JUK4/10	D-JUK4/10	D-JUK16	–	–	–
Partition	ATP-JUK	ATP-JUK	ATP-JUK	ATP-JUK	ATP-JUK	ATP-JUK	–	–
Fix Bridge (ways)	FBI10-6	FBI10-6	FBI10-8	FBI10-10	FBI10-12	FBI10-15	–	–
Marker (Strip of 10)	ZB6 *	ZB6 *	ZB8 *	ZB10 *	ZB10 *	ZB10 *	ZB10 *	ZB10 *


FBI10


JBS10

	Double Level	Isolating		Fused		Cage Terminals		
				5 x 20mm fuse excl.	5 x 20mm fuse excl.			
Wire Size (mm^2)	4mm	2.5mm	4mm	4mm	16mm	2.5mm	4mm	6mm
Std Terminal Code	JUKK5	JMTK-P/P	JUK5-MTK-P/P	JUK5-HESI	JUK10-DREHSI	JST2.5	JST4	JST6
With Indication	–	–	–	JUK5-HESILED	JUK10-DREHSILED	–	–	–
Rating Amps	32A	16A	16A	6.3A	10A	31A	40A	52A
Volts	500V	800V	800V	800V	800V	800V	800V	800V
Width	6.2mm	5.2mm	6.2mm	8.2mm	12mm	5.2mm	6.2mm	8.2mm










Accessories

End plate	D-JUKK3/5	D-JMTK	–	–	–	D-JST2.5	D-JST4	D-JST6
Fix Bridge (ways)	FBI10-6	–	–	–	FBI10-12	JBS10-5	JBS10-6	JBS10-8
Marker (strip of 10)	ZB6 *	ZB5 *	ZB6 *	ZB8 *	ZB8 *	ZB5 *	ZB6 *	ZB8 *

Terminal Marker Codes

*Add suffix below to codes above. e.g. **ZB5 1-10**



Legend	*Code Suffix	Legend	*Code Suffix	Legend	*Code Suffix	Legend	*Code Suffix	Legend	*Code Suffix	Legend	*Code Suffix	Legend	*Code Suffix	Legend	*Code Suffix
1-10	1-10	1	1	5	5	9	9	L1	L1	L1	L1	N	N	Earth	EARTH
11-20	11-20	2	2	6	6	10	10	L2	L2	L2	L2	U	U	Blank	BLANK
21-30	21-30	3	3	7	7			L3	L3	L3	L3	V	V		
31-40	31-40	4	4	8	8			L	L	L	L	W	W		

Rail Marker Holder


For DIN 32/35

JUBE/D

ECONO DIN RAIL EARTH TERMINALS



Size	2.5mm^2	4mm^2	6mm^2	10mm^2	16mm^2	35mm^2	50mm^2
Code:	JUSLKG3	JUSLKG5	JUSLKG6	JUSLKG10	JUSLKG16	JUSLKG35	JUSLKG50
Rated Amps:	34A	34A	37A	76A	101A	125A	150A
Volts	500V	500V	500V	500V	500V	500V	500V
Width (mm)	5.2	6.2	8.2	10.2	12.5	15.2	20.5
Mounting Rail	DIN 32/35	DIN 32/35	DIN 32/35	DIN 32/35	DIN 32/35	DIN 32/35	DIN 32/35

©ACDC Dynamics

ALUMINIUM LABEL HOLDER



Label Holder Rail - 25mm - Natural Anodised

Code	Description
LH-A/1	Aluminium label holder 1m length. Size of label 20mm
LH-A/2	Aluminium label holder 2m length. Size of label 20mm
NEW LH-A/5	Aluminium label holder 5m length. Size of label 20mm
LABEL LH-A	Aluminium label holder c/w laser engraved label - Black Letters on White (sold per cm) *Specify text and format when ordering*
LH-A/5/CM	Aluminium label holder 5m length, size of label 25mm -(sold per cm)

DIN MOUNTING RAIL

Ω
Ω
Ω
Ω
Ω
Ω
Ω
Micro
G
G



*Yellow Zinc passivated corrosion protection

Code	Description	A x B x C	Length
DR35A	DIN 35-Ω Anodised aluminium slotted	35 x 7.5 x 1	2m
DR35A-NS	DIN 35-Ω Anodised aluminium non-slotted	35 x 7.5 x 1	2m
DR35S	DIN 35-Ω Passivated* steel slotted	35 x 7.5 x 1	2m
DR35S-1M	DIN 35-Ω Passivated* steel slotted	35 x 7.5 x 1	1m
DR35NS	DIN 35-Ω Passivated* steel non-slotted	35 x 7.5 x 1	2m
DR35NS-1M	DIN 35-Ω Passivated* steel non-slotted	35 x 7.5 x 1	1m
NS35/15	DIN 35-Ω Galvanized* steel slotted (Heavy duty)	35 x 15 x 1.5	2m
NS35/15-NS	DIN 35-Ω Passivated* steel non slotted (Heavy duty)	35 x 15 x 1.5	2m
SDR-7525	DIN 75-Ω Passivated* steel slotted (Heavy duty)	75 x 15 x 1.5	2m
PR2	DIN 15-Ω Passivated* steel slotted	15 x 7.5 x 1	2m
DR32NS	DIN 32-G Passivated* steel non-slotted	32 x 15 x 1.5	2m
DR32S	DIN 32-G Passivated* steel slotted	32 x 15 x 1.5	2m

End Stops


SR/3


SR/15


SR


SR/7.5

Code	To Fit Rail
SR/3	DIN 35-Ω
SR/7.5	DIN 35-Ω
SR/15	DIN 35-Ω
SR	DIN 32-Ω



End Stop

Code	To Fit Rail
BA2	DIN 15-micro


159SM

Support Brackets


DR-CLIP

Code	To Fit Rail
159SM	DIN 35 Rails
DR-CLIP/10 (Pack of 10)	Clip for DIN 35 Rails c/w M6 nut & screw.



Accessories

Code	To Fit Rail
TSTW	Angle bracket for DIN rail



Guillotine for DIN Rail

Code	Rail Size
ODG-02	Guillotine to cut 7.5mm DIN Rail
ODG-03	Guillotine to cut 15mm DIN Rail

TERMINAL BLOCKS


BZ25


BZ250

Cage Terminals ensure proper connections when connecting stranded conductors

Closed End UniPolar Screw Connector

Code	No. of ways	Hole Size (mm) H x W	Cable Size	Volts	IP Rating
BZ25	8	4,1 x 3,5	2 x 2.5mm²	450	20
BZ60	8	6,2 x 4,5	2 x 6.0mm²	450	20
BZ100	8	7,3 x 6,5	2 x 10mm²	500	20
BZ160	4	9,7 x 9,0	2 x 16mm²	500	00
BZ250	2	11,1 x 10,0	2 x 25mm²	500	00
BZ350	2	9,7 x 9,0	2 x 35mm²	500	00

2 Terminal Unipolar Connecting Blocks - Closed Back

Code	Cable Size	Rated Voltage
B22	2 x 4mm²	450V
B42	2 x 6mm²	450V
B62	2 x 16mm²	450V
B252	2 x 25mm²	450V
B352	2 x 35mm²	500V
B502	2 x 50mm²	500V



For ease of connecting 2 wires

BRASS LINE TAPS



Code	Cable Size	Takes Two Conductors
BLT-10	4-10mm²	10mm²
BLT-16	4-16mm²	16mm²
BLT-25	4-25mm²	25mm²
BLT-35	6-35mm²	35mm²
BLT-50	6-50mm²	50mm²
BLT-70	6-70mm²	70mm²
BLT-95	6-95mm²	95mm²
BLT-120	8-120mm²	120mm²
BLT-150	8-150mm²	150mm²

Closed-End Screw Connectors

Code	Size	Rated Voltage	No. of Ways
FA2.5	2.5mm	450V	10
FA4	4mm	450V	10
FA06	6mm	450V	10
FA10	10mm	500V	10
FA16	16mm	500V	5



©ACDC Dynamics

CONNECTORS



221-412



221-413



221-415



221-500



221-515



221-512



221-510
(Connectors
not included)



221-513



222-505

Compact Splicing Connectors - Lever Operated - Rated Voltage 450V

Code	Code Retail Pack	Type	Size (mm) W x H x D	Wire Size Solid	Wire Size Flexible	Nominal Current
221-412	221-412/16	2-way	13 x 8 x 19	0.2-4mm²	0.14-4mm²	32A
221-413	221-413/12	3-way	19 x 8 x 19	0.2-4mm²	0.14-4mm²	32A
221-415	221-415/8	5-way	30 x 8 x 19	0.2-4mm²	0.14-4mm²	32A
221-612	-	2-way	16 x 10 x 21	0.5-6mm²	0.5-6mm²	41A
221-613	-	3-way	23 x 10 x 21	0.5-6mm²	0.5-6mm²	41A
221-615	-	5-way	37 x 10 x 21	0.5-6mm²	0.5-6mm²	41A

Clip-in Mounting Carriers

Code	Description
221-500*	10-Way DIN or Screw Mounting carrier for 2-3-5 Way 4mm²
221-510	10-Way DIN or Screw Mounting carrier for 2-3-5 Way 6mm²
221-512	Mounting carrier for 2 Way 4mm² Connectors
221-513	Mounting carrier for 3 Way 4mm² Connectors
221-515	Mounting carrier for 5 Way 4mm² Connectors

Strain Relief Plate

222-505	Strain relief plate for mounting of **221-415**

*For other colours, add to code: **-BL** (Blue), **-G/Y** (Green/Yellow)

NEW



221-2411



221-2502



221-2522



Application
Example



209-123

Inline Splicing Connector - Lever Operated - Rated Voltage 450V

Code	Code Retail Pack	Type	Size (mm) W x H x D	Wire Size Solid	Wire Size Flexible	Nominal Current
221-2411	221-2411/12	1-way	8.1 x 8.9 x 35.5	0.2-4mm²	0.2-2.5mm²	32A

Mounting Carriers - Inline Splicing Connector - For Screw Mount

Code - With Strain Relief	Code - Without Strain Relief	Type	Wire Size
221-2502	221-2522	2 way	4mm²
221-2503	221-2523	3 way	4mm²
221-2504	221-2524	4 way	4mm²
221-2505	221-2525	5 way	4mm²

DIN Mounting Foot with Screw - Can be screwed onto terminal block with fixing flange - grey

Code	Mounting Type	Dimensions
209-123/5	DIN-35 Rail	6.44 x 42.3mm

NEW



201-1331



201-1372



Application - Connector ordered separately

Gel Box - 221 Series - Grey | Connectors are completely seated against water and can be permanently immersed in water. Operating Temperature Range: -55 - +35°C

Gel Box Code	Can Accommodate Splicing Connectors						
	221-412	221-413	221-415	221-612	221-613	221-615	221-2411
207-1331	1 x	1 x	-	-	-	-	-
207-1332	2 x	-	1 x	-	-	-	-
207-1333	2 x	2 x	-	-	-	-	-
207-1431	-	-	-	1 x	1 x	-	-
207-1432	-	-	-	2 x	-	1 x	-
207-1433	-	-	-	3 x	2 x	-	-
207-1372	-	-	-	-	-	-	2 x
207-1373	-	-	-	-	-	-	3 x
207-1375	-	-	-	-	-	-	5 x

Compact **2773** Range Connectors for Solid Wire can also be mounted in Gel Box (see pg 9.9)

©ACDC Dynamics

NEW CONNECTORS



Compact Push Wire Splicing Connectors for Solid Wire - Rated Voltage: 450V

Code	Code Retail Pack	Type	Size (mm) W x H x D	Colour	Wire Size Solid
2773-2401	2773-2401/20	Inline	6.1 x 6.8 x 29.5	Clear	0.75-4mm²
2773-402	-	2-Way	10 x 6 x 17	White	0.75-4mm²
2773-403	-	3-Way	14 x 6 x 17	Orange	0.75-4mm²
2773-404	-	4-Way	18 x 6 x 17	Red	0.75-4mm²
2773-405	-	5-Way	22 x 6 x 17	Yellow	0.75-4mm²
2773-406	-	6-Way	16.5 x 18.5 x 11.3	Grey	0.75-4mm²
2773-408	-	8-Way	18 x 10 x 17	Grey	0.75-4mm²

Mounting Carrier - for DIN or Screw Mounting

Code	Description
2773-500	Mounting Carrier for 2/3/4/5/8-Way Push in Connectors

NEW THROUGH TERMINAL BLOCKS WITH LEVER & PUSH-IN CAGE CLAMPS

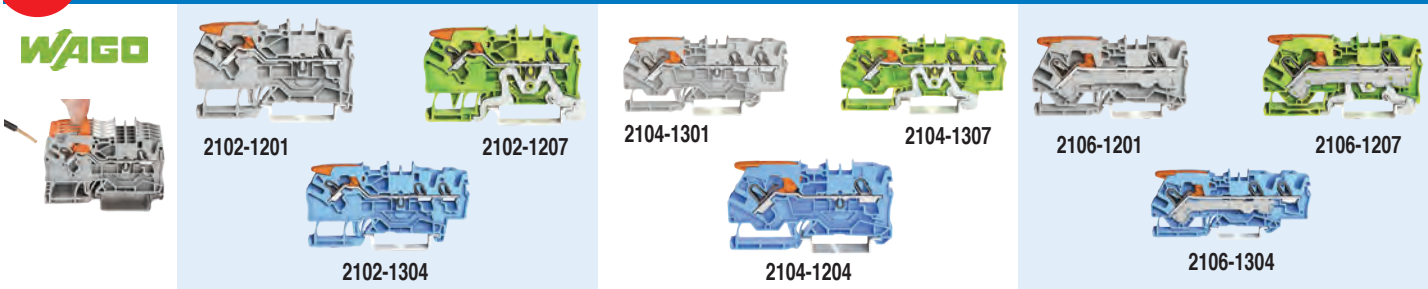

Wire Size	2.5mm²			4mm²			6mm²		
Colour	Grey	Blue	Green/Yellow	Grey	Blue	Green/Yellow	Grey	Blue	Green/Yellow
Code 2 Conductors	2102-1201	2102-1204	2102-1207	2104-1201	2104-1204	2104-1207	2106-1201	2106-1204	2106-1207
Code 3 Conductors	2102-1301	2102-1304	2102-1307	2104-1301	2104-1304	2104-1307	2106-1301	2106-1304	2106-1307
Amps	24A	24A	24A	32A	32A	32A	41A	41A	41A
Volts	800V	800V	800V	800V	800V	800V	800V	800V	800V
Width	5.2mm	5.2mm	5.2mm	6.2mm	6.2mm	6.2mm	7.5mm	7.5mm	7.5mm
Qty per Box	50	50	50	50	50	50	50	25	25

Accessories

End Plates Grey	2102-1291	2004-1292	2006-1292
Qty per Box	100	100	100

NEW NEUTRAL & EARTH BARS, DISTRIBUTION BLOCKS



Pre-assembled Neutral & Earth Bars

Code	Wire Size	No. of Way	Bus Size	Amps	Length	Colour
HL16N7-BK	2.5-16mm²	7	6 x 9	63A	59mm	Black
HL16N7-BL	2.5-16mm²	7	6 x 9	63A	59mm	Blue
HL16N7-G/Y	2.5-16mm²	7	6 x 9	63A	59mm	Green/Yellow
HL16N12-BK	2.5-16mm²	12	6 x 9	63A	91mm	Black
HL16N12-BL	2.5-16mm²	12	6 x 9	63A	91mm	Blue
HL16N12-G/Y	2.5-16mm²	12	6 x 9	63A	91mm	Green/Yellow
HL16N15-BK	2.5-16mm²	15	6 x 9	63A	110mm	Black
HL16N15-BL	2.5-16mm²	15	6 x 9	63A	110mm	Blue
HL16N15-G/Y	2.5-16mm²	15	6 x 9	63A	110mm	Green/Yellow

©ACDC Dynamics

NEUTRAL & EARTH BARS, DISTRIBUTION BLOCKS


SP6X9
SP8X12


E6X8
E8X12

Vertical DIN rail mount



651S7 651S12 651S15

Horizontal DIN rail mount 1614


167


GGH-30-100


FT7-BK FT7-GN

Pre-assembled Neutral and Earth Bars

Code	Wire Size	No. of Way	Bus Size	Rating	Length	Colour
SP6X9/6-*	16mm²	6	6 x 9	70A	58mm	Blue
SP6X9/12-*	16mm²	12	6 x 9	70A	102mm	Black
SP8X12/6-*	25mm²	6	8 x 12	100A	77mm	
SP8X12/12-*	25mm²	12	8 x 12	100A	128mm	Green
* Add colour to code: ● **BL** *(Blue)*, ● **BK** *(Black)*, ● **GN** *(Green)*						
E6X8/5	16mm²	5	6 x 9	70A	56mm	Grey
E6X8/10	16mm²	10	6 x 9	70A	112mm	Grey
E6X8/15	16mm²	15	6 x 9	70A	168mm	Grey
E8X12/5	25mm²	5	8 x 12	100A	71mm	Grey
E8X12/10	25mm²	10	8 x 12	100A	142mm	Grey
E8X12/15	25mm²	15	8 x 12	100A	213mm	Grey
651S7G	16mm²	7	6 x 9	70A	55mm	Green
651S7B	16mm²	7	6 x 9	70A	55mm	Blue
651S12G	16mm²	12	6 x 9	70A	88mm	Green
651S12B	16mm²	12	6 x 9	70A	88mm	Blue
651S15G	16mm²	15	6 x 9	70A	106mm	Green
651S15B	16mm²	15	6 x 9	70A	106mm	Blue
167	16mm²	7	6 x 9	70A	59mm	Grey
1614	16mm²	2 x 7	6 x 9	70A	51mm	Grey
1628	16mm² / 25mm²	12 / 2 } x 2	6 x 9	70A	105mm	Grey
GGH-30-100	16mm² / 25mm²	7 / 1	10 x 2	100A	105mm	Black
Neutral and Earth Bars Quick Chassis Mount						
FT7-BK	16mm²	7	6 x 9	70A	55mm	Black
FT7-GN	16mm²	7	6 x 9	70A	55mm	Green

Application


SKG4BK SKG4BU


NLS5X7

To order complete:
– Supports
– Busbars
– Terminals


SB-2 SB-3 AB-3

Self Assembled Busbar System – Terminals with insulating cap

Colour	Application	4mm² Code	16mm² Code	35mm² Code
Blue	N	SKG4BU	SKG16BU	SKG35BU
Green/Yellow	Earth	SKG4GNYE	SKG16GNYE	SKG35GNYE
Black	L1, L2, L3	SKG4BK	SKG16BK	SKG35BK
Width: 4mm² = 7mm, 16mm² = 10mm, 35mm² = 15mm				
Busbar, tin plated, 5 x 7mm, 150A rated, 500mm(L)				NLS5X7

Supports

Code	Bar	Size (mm)
SB-1	1	25mm (H)
SB-2	2	42mm (H)
SB-3	3	47mm (H) x 54mm (D)
AB-3	3	69mm (H) x 74mm (D)
Supports SB-1/2/3 & AB-3 supplied in pairs		


NB-7X9


NB-8X12


NB-12X12/2


FT08 FT10


FT10A FT14


NB-BASE

Neutral and Earth Bars

Code	Size (mm)	Length	No. of Way	No. of Row
NB-7X9	7 x 9	500mm	72	1
NB-8X12	8 x 12	500mm	57	1
NB-12X12/2	12 x 12	500mm	62	2
NB-BASE	Screw Mounting Base for all sizes			
FT08	7 x 9	70mm	8	1
FT10	7 x 9	75mm	10	1
FT10A	7 x 9	105mm	10	1
FT14	7 x 9	110mm	14	1

©ACDC Dynamics

TERMINAL BLOCKS

Rated Voltage 600V







15-25A

Code	Rating Amps	No. of ways	Size mm	Hole Pitch mm
TB-116/4	15A	4	54	50
TB-116/6	15A	6	74	69
TB-116/12	15A	12	133	128
TB-803F	15A	3	45	35
TB-804F	15A	4	54	45
TB-806F	15A	6	72	62
TB-812F	15A	12	129	116
TB-112F	25A	3	54	42
TB-113F	25A	4	62	57
TB-114F	25A	6	91	80
TB-115F	25A	12	163	153



35-60A

TB-303	30A	3	43	53
TB-304	30A	4	56	67
TB-306	30A	6	83	92
TB-603	60A	3	62	80
TB-604	60A	4	82	100



Individual Terminal - DIN Mount (complete with cover)

IN60K	80A	1	22	–
IN100K	130A	1	32	–
IN200K	240A	1	39	–



100-300A

TB-1003	100A	3	103	35
TB-1004	100A	4	137	70
TB-2003	200A	3	132	45
TB-2004	200A	4	175	90
TB-3003	300A	3	163	55
TB-3004	300A	4	213	110

Terminal Packs - Temperature: 30˚- 100˚C 400V



Code	PACKING-6

Kit consists of: 1 x 3A, 3 x 6A, 2 x15A Terminals



Terminal Packs - Temperature: 30˚- 100˚C 400V

Code	PACKING-7

- Kit consists of:
  - 1 x flat screw driver
  - 1 x PVC Tape
  - 1 x 3A, 1 x 6A, 1 x 10A, 1 x 15A, 1 x 30A Terminals

Nylon Plug-in 12 way Terminal Block



Code	Amps	Wire Size
PVT-6P	6A	2.5mm
PVT-10P	10A	4.0mm

Terminal Blocks with Fuse Holder - 5 x 20 Fuse



Code	Wire size	Amps	Description
BM972	2.5mm	6A	2 Way with fuse holder
BM974	2.5mm	6A	4 Way with fuse holder
F600*			5 x 20 Fuse

* Specify Amps with order. See page 7.27 for fuse selection.

Ceramic Terminals



30 Amp @ 250V



10 Amp @ 250V

2 Pole	3 Pole	2 Pole	3 Pole
CLTM-41	CLTM-42	CLTM-43	CLTM-44

Polypropylene Terminal Blocks 12 Way

Temperature 85°C

Wire size mm^2	Amps	Pitch mm	No. wire protection	Qty
2.5	3A	7.4	STB02-*	Each
4.0	6A	10	STB04-*	Each
6.0	10A	12	STB06-*	Each
10.0	16A	12	STB10-*	Each
16.0	30A	13	STB16-*	Each
25.0	60A	15	STB25-*	Each

* Add **W** for white and **BK** for black

Retail Packs

Wire size mm^2	Amps	Pitch mm	No wire protection	Qty
2.5	3A	7.4	STB02-BK/2	2
4.0	6A	12	STB04-BK/2	2
10.0	16A	12	STB10-BK/2	2
16.0	30A	13	STB16-BK/1	1



Nylon Terminal Blocks 12 Way (white only)

Temperature 125°C. Rated Volts 400V High Quality

Wire size mm^2	Amps	Pitch mm	Hole Size Ø	No wire protection	With wire protection
1.5	17.5A	8	3	BMM92	BMM92CS
2.5	24A	10	3.3	BMM93	BMM93CS
4.0	32A	12	4.2	BMM94	BMM94CS
6.0	41A	15	5	BMM95	BMM95CS



Terminal Covers - 10mm Pitch



BM933 BM935

Code	Description
BM933	3-Way Terminal Cover
BM935	5-Way Terminal Cover

©ACDC Dynamics

DISTRIBUTION BLOCKS

2 Pole Distribution Blocks - DIN rail or screw mounting. Protection: Transparent cover & screen





Code	E563720	E563900	E563800
Amperage	40A	100A	125A
Size	50 x 50 x 130mm	50 x 50 x 64mm	50 x 50 x 94mm
In	2 x 6-16mm² (Ø6mm)	1 x 10 - 25mm² (Ø8.5mm)	1 x 10-35mm² (Ø9.5mm)
Out	15 x 1,5-4mm² (Ø4.3mm)	3 x1,5 - 4mm² (Ø4.5mm)	5 x 2,5-6mm² (Ø5.5mm)
Out	-	3 x 2,5 - 6mm² (Ø5.5mm)	1 x 10-25mm² (Ø7.5mm)
Icw	4,5kA	4,5kA	4,5kA
Ipk	22kA	20kA	25kA
Ui	500 V	500 V	690 V

4 Pole Distribution Blocks - DIN rail or screw mounting. Protection: Transparent cover & screen







Code	E563740	BD10074	BD125114	BD16084	BD160135
Amperage	40A	100A	125A	160A	160A
Size	50 x 90 x 100mm	45 x 98 x 72mm	45 x 98 x 109mm	70 x 136 x 133mm	70 x 136 x 186mm
In	2 x 6-16mm (Ø6mm)	1 x 6-35mm² (Ø9mm)	1 x 10-35mm² (Ø9mm)	1 x16-50mm² (Ø12mm)	1 x16-50mm² (Ø12mm)
Out	11 x 1,5-4mm (Ø4.3mm)	1 x 4-25mm² (Ø8mm)	2 x 6-25mm² (Ø8mm)	1 x 10-35mm² (Ø9mm)	2 x 10-35mm² (Ø9mm)
Out	-	5 x 1,5-10mm² (Ø6mm)	2 x 4-16mm² (Ø6.9mm)	1 x 6-25mm² (Ø8mm)	2 x 6-25mm² (Ø8mm)
Out	-	-	6 x 1,5-10mm² (Ø6mm)	5 x 4-16mm² (Ø7mm)	8 x 4-16mm² (Ø7mm)
Icw	4,5kA	6kA	6kA	6kA	6kA
Ipk	22kA	20kA	22kA	24kA	24kA
Ui	500V	750V	750V	750V	750V

All supplied with cover



NEW



Code	BBD25011	BB40011	BBD63009	E563190
Amperage	250A	400A	630A	630A
D x H x W	67 x 190 x 280mm	110 x 175 x 299mm	145 x 275 x 294mm	60 x 338 x 340mm
In	1 x M8	1 x M8	1 x Ø10.5	1 x M10
Out	10 x M6	10 x M6	8 x M6	8 x M8
Icw	9kA	14kA	29kA	46kA
Ipk	30kA	30kA	75kA	96kA
Ui	500V	500V	1000V	1000V

SINGLE POLE POWER BLOCK TERMINALS

ERICO

DIN rail or screw mounting.Can lock together for multipole applications.











Code	E561150	E561158	E561151	E561159	E561152	E561154	E561156
Amperage	80A	125A	160A	250A	400A	400A	630A
In	1 x 16mm²	1 x 35mm²	1 x 70mm²	1 x 120mm²	1 x 240mm²	1 x 240mm²	1 x 500mm²
Out	1 x 16mm²	1 x 35mm²	1 x 70mm²	1 x 120mm²	1 x 240mm²	2 x 120mm²	1 x 500mm²
Icw	3,0kA	6,0kA	14,4kA	14,4kA	28,8kA	28,8kA	60kA
Ipk	25kA	25kA	42kA	42kA	51kA	51kA	51kA
Ui	1000VAC/ 1500VDC	1000VAC/ 1500VDC	1000VAC/ 1500VDC	1000VAC/ 1500VDC	1000VAC/ 1500VDC	1000VAC/ 1500VDC	1000VAC/ 1500VDC

One or Two Cables

©ACDC Dynamics

SINGLE POLE DISTRIBUTION BLOCKS DIN RAIL MOUNTING








Flexi Busbar 24 x 6


Code	BKB251	E569010	E569020	E569030	E569040	E569050	E569060
Amperage	80A	80A	125A	160A	250A	400A	500A
Description	UD80A	UD80A	UD125A	UD160A	UD250A	UD400A	UDF500A
In	1 x 25mm²	1 x 6 - 16mm²	1 x 10 - 35mm²	1 x 10 - 70mm²	1 x 35 - 120mm²	1 x 95 - 185mm²	Flexi Busbar 24 x 6
Out	3 x 25mm²	4 x 2,5 - 6mm²	1 x 6 - 16mm²	1 x 6 - 16mm²	2 x 6 - 25mm²	2 x 6 - 35mm²	2 x 6 - 35mm²
Out	-	2 x 2,5 - 16mm²	6 x 2,5 - 16mm²	6 x 2,5 - 16mm²	5 x 2,5 - 16mm²	5 x 2,5 - 16mm²	5 x 2,5 - 16mm²
Out	-	-	-	-	4 x 2,5 - 10mm²	4 x 2,5 - 10mm²	4 x 2,5 - 10mm²
Icw	-	3kA	4,2kA	11,8kA	51kA	24,5kA	24,5kA
Ipk	5kA	22kA	30kA	30kA	24.5kA	51kA	51kA
Ui	400V	1000V	1000V	1000V	1000V	1000V	1000V



Accessories

Terminal extension for connecting flexible busbar or bolted lug to 250 and 400 Amp models

Code	Rated Current
FLG250	250A
FLG400	400A

TERMINAL BLOCKS








Code	UKK6/47/4X10	UKK6/47/6X10	UKK6G/158/4X16	UKK6G/158/6X16	UKK6G-100/10-35/4X16	UKK6G-100/10-35/6X16
Amperage	63A	63A	100A	100A	100A	100A
In	Pin (15 x 6.5 x 5mm)	Pin (15 x 6.5 x 5mm)	Pin (20 x 9.5 x 5mm)	Pin (20 x 9.5 x 5mm)	Lug (Hole Ø8.5mm)	Lug (Hole Ø8.5mm)
Out	4 x 10mm²	6 x 10mm²	4 x 16mm²	6 x 16mm²	4 x 16mm²	6 x 16mm²
Ui	690V	690V	690V	690V	690V	690V


NEW




NEW


Code	UKK6G-100/10-35/8X16	UKK6G-250/16-50/12X4	UKK6G-250/16-50/4X16	UKK6G-250/16-50/8X16	UKK6G-400/16-50/8X16	UKK6G-400/16-50/12X16
Amperage	100A	250A	250A	250A	400A	400A
In	Lug (Hole Ø8.5mm)	Lug (Hole Ø8.5mm)	Lug (Hole Ø8.5mm)	Lug (Hole Ø8.5mm)	Lug (Hole Ø10.5mm)	Lug (Hole Ø10.5mm)
Out	8 x 16mm²	12 x 4mm²	4 x 16mm²	8 x 16mm²	8 x 16mm²	12 x 16mm²
Ui	690V	690V	690V	690V	690V	690V

TERMINAL BLOCKS FOR ALUMINIUM & COPPER CABLES IP20

- Suitable for Aluminium and Copper Cables 1.5mm to 240mm
- Certified according to IEC61238-1 Class A
- Terminal material tin coated, greased Aluminium
- KC terminals 16-35mm² for Din-rail mounting
- KL Terminals 50-240mm² fo Din-rail or base mounting
- N-Blue and PE for yellow and green




KATKO

Code - White	KC1X16	KC2X16	KC1X35	KC2X35	KL1X50	KL2X50	KL1X95	KL2X95	KL1X150	KL2X150	KL1X240	KL2X240
Code - Blue	KC1X16N	KC2X16N	KC1X35N	KC2X35N	KL1X50N	KL2X50N	KL1X95N	KL2X95N	KL1X150N	KL2X150N	KL1X240N	KL2X240N
Code - Green/Yellow	KC1X16PE	KC2X16PE	KC1X35PE	KC2X35PE	KL1X50PE	KL2X50PE	KL1X95PE	KL2X95PE	KL1X150PE	KL2X150PE	KL1X240PE	KL2X240PE
Rated Voltage	800VAC	800VAC	800VAC	800VAC	1000VAC	1000VAC	1000VAC	1000VAC	1000VAC	1000VAC	1000VAC	1000VAC
Amperage (CU)	63A	63A x 2	135A	135A x 2	160A	160A x 2	245A	245A x 2	320A	320A x 2	425A	425A x 2
Amperage (AL)	-	-	-	-	160A	160A x 2	200A	200A x 2	250A	250A x 2	315A	315A x 2
Cable Size (Al/CU)mm²	1.5 - 16	1.5 - 16	2.5 - 35	2.5 - 35	2.5 - 50	2.5 - 50	16 - 95	16 - 95	25 - 150	25 - 150	35 - 240	35 - 240
No of Power	1	2	1	2	1	2	1	2	1	2	1	2
Mounting	DIN	DIN	DIN	DIN	Base/DIN	Base/DIN	Base/DIN	Base/DIN	Base/DIN	Base/DIN	Base/DIN	Base/DIN

©ACDC Dynamics

Note: Copper prices fluctuate. Please check prices.

COPPER BARS



ETP Copper 99.9% min
Conductivity: 100 IACS
Tensile Strength: 275N/mm^2 min

Standard Solid Copper Busbars

Code	Size W x D (mm)	Length	Current Rating
CUB016X3	16 x 3	3m	120A
CUB020X3	20 x 3	3m	145A
CUB025X3	25 x 3	3m	180A
CUB020X5	20 x 5	3m	200A
CUB025X5	25 x 5	3m	250A
CUB030X5	30 x 5	3m	300A
CUB030X10	30 x 10	3m	600A
CUB040X10	40 x 10	3m	800A
CUB050X10	50 x 10	3m	1000A
CUB060X10	60 x 10	3m	1200A
CUB080X10	80 x 10	3m	1600A
CUB100X10	100 x 10	3m	1600A-2000A

Busbar current ratings at ambient temperature of 35°C and Busbar temperature of 65°C



Copper Busbars – Electrolytic copper, threaded and plated. Short lengths for distribution

Code	Size W x D (mm)	Length	Rating*	Holes	
				Qty	Size
BFC154	15 x 4	200mm	120A	10	M5
BFC205	20 x 5	200mm	200A	10	M6
BFC256	25 x 6	200mm	300A	10	M6
BFC305	30 x 5	300mm	300A	15	M6
BFC3010	30 x 10	300mm	600A	15	M8
BFC4010	40 x 10	300mm	800A	15	M10
BFC4510	45 x 10	300mm	900A	15	M12
BFC-124/1M	12 x 4	1m	100A	*18mm	M5
BFC-155/1M	15 x 5	1m	150A	*25mm	M6
BFC-205/1M	20 x 5	1m	200A	*25mm	M6

*Current Rating in accordance with SANS 1473 and SANS 1765 *Distance Apart



Double Perforated Bars - Electrolytic copper, threaded & plated

Code	Size (mm)	Cross- Section (mm^2)	L (mm)	Current Rating
BD50X5	50 x 5	250	1750	580A
BD60X5	60 x 5	300	1750	680A
BD80X5	80 x 5	400	1750	880A
BD100X5	100 x 5	500	1750	1030A

10mm holes every 25mm spacing

COPPER BRAIDS FOR EARTHING CONNECTIONS



Make your own Braided Connections

Nominal Current	Flat Plain Copper Braid 25m Coils	CSA (mm^2)	Size (mm)	Crimp & Drill Kit	Bolt Size	Tinned Copper Lugs per 100
120A	E557040*	16	15 x 1.5	E558610	M6	E557180*
				E558640	M8	
150A	E557060*	25	23 x 1.5	E558620	M10	E557190*
250A	E557100*	50	28 x 3	E558630	M12	E557380*

* Add /1 to code for cut lengths * Add /1 to code for individual lugs



Ready Made Tinned Copper Braid

Code	Cross Section mm^2	Hole Ø mm	L* mm	Max Current	Code	Cross Section mm^2	Hole Ø mm	L* mm	Max Current
CR6-100	6	6.5	100	40A	CR16-250	16	8.5	250	120A
CR6-150	6	6.5	150	40A	CR16-300	16	8.5	300	120A
CR10-100	10	6.5	100	75A	CR25-150	25	10.5	150	150A
CR10-150	10	6.5	150	75A	CR25-200	25	10.5	200	150A
CR10-200	10	6.5	200	75A	CR25-250	25	10.5	250	150A
CR10-250	10	6.5	250	75A	CR35-150	35	10.5	150	195A
CR16-100	16	8.5	100	120A	CR35-200	35	10.5	200	195A
CR16-150	16	8.5	150	120A	CR35-250	35	10.5	250	195A

*Measured between hole centres

©ACDC Dynamics

FLEXIBLE BUSBARS

- 1mm Copper Laminations
- 1000V
- -40° to 105°C
- Supplied in 2m Lengths



Code	Size (mm)	No. of Copper Laminations	Max. Current at T Δ (°K)			Cross Section
			50°C	40°C	30°C	
FLB2015	20 x 5	5	490A	430A	300A	100mm²
FLB2414	24 x 4	4	460A	410A	280A	96mm²
FLB2415	24 x 5	5	530A	470A	330A	120mm²
FLB24110	24 x 10	10	790A	700A	500A	240mm²
FLB3215	32 x 5	5	610A	550A	390A	160mm²
FLB3218	32 x 8	8	800A	720A	510A	256mm²
FLB4015	40 x 5	5	710A	630A	450A	200mm²
FLB40110	40 x 10	10	1030A	920A	670A	400mm²
FLB5015	50 x 5	5	880A	780A	540A	250mm²
FLB50110	50 x 10	10	1300A	1100A	750A	500mm²
FLB6315	63 x 5	5	1000A	900A	650A	315mm²
FLB63110	63 x 10	10	1450A	1300A	920A	630mm²
E552900	80 x 5	5	1175A	1050A	910A	400mm²
E552920	80 x 8	8	1600A	1430A	1240A	640mm²
E552930	80 x 10	10	1775A	1585A	1375A	800mm²

***ADMISSIBLE CURRENTS -** This table indicates the Temperature rise produced by chosen current in the given section. This calculation does not take into account the heat dissipation from the Switchgear.

Accessories

Drilling Devices

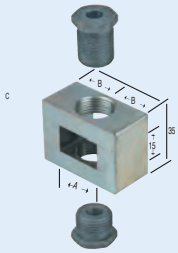

Code	Size (mm)		
	A	B	C
JS-20	20.5	25	50
JS-24	24.5	25	50
JS-32	32.5	32.5	60
JS-40	40.5	37.5	70
JS-50	50.5	42.5	80
JS-63	63.5	50	85

Drill Guides



Code	Drill Ø (mm)
JW-7	7
JW-9	9
JW-11	11
JW-13	13

Busbar Connectors



No holes in busbar required

Code	Size (mm)	
	A	B
JM-21	23	18
JM-30	30	30
JM-40	40	40
JM-43	42	33
JM-54	53	42
JM-55	53	53
JM-64	64	42
JM-66	64	64

Tinned Copper Plates



Code	Size (mm)			
	A	B	C	Ø
JP-32	30	30	5	–
JP-40	40	40	5	–
JP-50	50	50	5	–
JP-60	60	60	5	–
JP-32W1	30	30	5	9
JP-40W1	40	40	5	11

Flexible Bar Spacers



Code	Bar Width (mm)
JD-20	20
JD-32	24-32
JD-50	40-50
JD-63/100	63-80-100

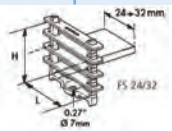





Insulated Braided Shunts - Ui = 1000V. Max. temperature 105°C

Code	CSA	*Size W x H	Length*	Max. Current at Δ T 50°C			Hole Size Ø
				1 per Phase	2 per Phase†	3 per Phase†	
BRS25230	25mm²	12x2.8mm	230mm	187A	299A	374A	6,5mm
BRS25330	25mm²	12x2.8mm	330mm	187A	299A	374A	6,5mm
BRS25430	25mm²	12x2.8mm	430mm	187A	299A	374A	6,5mm
BRS50230	50mm²	20x3mm	230mm	280A	448A	560A	8.5/10.5mm
BRS50330	50mm²	20x3mm	330mm	280A	448A	560A	8.5/10.5mm
BRS50430	50mm²	20x3mm	430mm	280A	448A	560A	8.5/10.5mm
E558511	50mm²	20x3mm	630mm	280A	448A	560A	8.5/10.5mm
E558529	120mm²	32x4.4mm	330mm	400A	640A	840A	10.5mm
E558530	120mm²	32x4.4mm	430mm	400A	640A	840A	10.5mm
E558532	120mm²	32x4.4mm	630mm	400A	640A	840A	10.5mm

* Measured between hole centres. † Connected in parallel * Copper size without insulation sleeve

HCBC HIGH CURRENT BUSBAR CLAMP



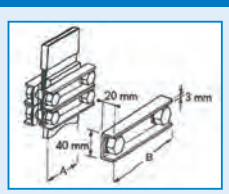

Code	Type	A (mm)	B (mm)
E553100	HSBC 80	80	140
E553110	HSBC 100	100	160
E553120	HSBC 120	120	180

Designed with non-magnetic materials for high current connections between flexible and rigid busbars e.g. Transformer Terminals

©ACDC Dynamics

BUSBAR SUPPORTS

- Sold individually – for a pair order two of the same type.
- Busbar from 25mm to 150mm.
- Mounting holes: 10mm Ø.



BUS Type



CEN Type

Code	No of Phases	No Slots Per Phase	Slot Width	Length
BUS-317	3	1	7mm	270mm
BUS-3N17	3+N	1	7mm	365mm
BUS-327	3	3	7mm	270mm
BUS-3N27	3+N	3	7mm	365mm
BUS-3110	3	1	10mm	270mm
BUS-3N110	3+N	1	10mm	365mm
CEN-317	3	1	7mm	198mm
CEN-3110	3	1	10mm	198mm
CEN-3114	3	1	14mm	198mm

Busbar Supports



Code	Length	Stud Centres	Height	Stud Length	Stud
IC-6	190mm	52mm	30mm	15mm	M6
IC-6/2	235mm	70mm	34mm	16mm	M6
IC-8	262mm	70mm	40mm	25mm	M8

SMC Dual Type Busbar Supports



EFDP-07



EFDP-08

Code	No. of phases	Size (mm)	Slots/ Phase
EFDP-07	3	270 x 35 x 35	3 x 6mm/2 x 11mm
EFDP-08	3+N	400 x 30 x 40	3 x 7mm/2 x 11mm

DMC Terminal Blocks



EFTB-01/TP



EFTB-02/TPN



TB-M10-3

Code	No. of phases	Size (mm)	Terminal Post
EFTB-01/TP	3	90 x 25 x 21	M6 x 23
EFTB-02/TPN	3+N	120 x 25 x 21	M6 x 23
TB-M10-3	3	150 x 60 x 90	M10 x 20

4 Pole Busbar Supports



M4



M6

Code	Description
SBF/M4	Threaded bars stepped insulator with M4 screws
SBF/M6	Threaded bars stepped insulator with M6 screws

SMC Busbar Supports



3 Phase + N Busbar Supports

Code	Size L x H x W	Slot Width	No. of Slots /Phase	N	Slot Depth
EFCMB-01	549 x 80 x 15mm	10.5mm	2	2	25mm
EFCMB-05	700 x 100 x 20mm	11mm	3	3	40mm
EFCMB-07	800 x 100 x 20mm	11mm	4	2	40mm
EFCMB-08	600 x 100 x 20mm	7.2mm	2	2	40mm

- Busbar clamps are sold individually – for a pair order two of the same type.



02HD



01LD

DMC Earthing Flat Support

Code	Copper Size	DFSC	Size
EF-EFS-01LD	20x3/ 20x6/ 25x3/ 25x6 32x3/ 32x6/ 40x3/ 40x6	Light Duty	80 x 22 x 18mm
EF-EFS-02HD	20x3/ 20x6/ 25x3/ 25x6 32x3/ 32x6/ 40x3/ 40x6	Heavy Duty	80 x 25 x 24mm

FRP ANGLES



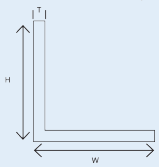

Application



Angle Fibre Reinforced Plastic 2m length

Code	Size H x W x T
EF-ANG40	40 x 40 x 5
EF-ANG60	60 x 60 x 8
EF-ANG75	75 x 75 x 10

Standard colour grey

SMC CHEQUERED PLATES

Sheet Moulded Compound (SMC) Chequered Plates

Code	Size H x W x T
EF-CHP-4	1000 x 1000 x 4mm
EF-CHP-5	1000 x 1000 x 5mm
EF-CHP-6	1000 x 1000 x 6mm
EF-CHP-8	1000 x 1000 x 8mm
EF-CHP-10	1000 x 1000 x 10mm
EF-CHP-12	1000 x 1000 x 12mm
EF-CHP-16	1000 x 1000 x 16mm

Standard colour grey



©ACDC Dynamics

BUSBAR SUPPORTS



integral locating block which slides



E562700

E562750

Adjustable Busbar Supports - 160-630A

V = ≤1000VAC/1500VDC. Universal Busbar Support

Code	System	Busbar Support	Ctn
E562700	3Ph	15 x 10, 15 x 5, 20 x 10, 20 x 5, 25 x 10, 25 x 5, 30 x 10, 30 x 5	1
E562750	3Ph+N	15 x 10, 15 x 5, 20 x 10, 20 x 5, 25 x 10, 25 x 5, 30 x 10, 30 x 5	1

Conforms to standard: IEC 60439-1



E562800

Flat Busbar Supports - 630-1200A

V = ≤1000VAC/1500VDC

Code	System	Busbar Support	Ctn
E562800	3Ph	60 x 10	4

Conforms to standard: IEC 60439-1

Inserts for Smaller Busbar

(order 2/phase)

Code	Busbar	Ctn
E562820	30 x 10	24
E562830	40 x 10	24
E562840	50 x 10	24



Universal Busbar Supports

Type tested. One part number per complete support. -40 to 130°C. Extension arms provided for ease of mounting

Code	System	Busbar Width	Busbar Thickness	Bars per Phase	Max. Amps
E551060	3Ph+N	30-120	10	1	2250A
E551010	3Ph+N	30-120	10	2	3600A
E551080	3Ph	30-120	10	2	3600A

For details of kA and spacing to suit different busbar sizes, contact our technical support team or visit our website. Conforms to standard: IEC 60439-1



E560930

E560860
E560880

E560870

E560890
E560900

ABS Range

- Adjustable Busbar Support - Up to 7400A
- Freedom to select the desired distance between phases
- Extremely robust construction
- Universal Fixing System
- Time saving due to rapid assembly process
- Working temp -40°C up to 130°C
- Up to 7400A
- Panels: 300 - 900mm
- Bars: 50 - 200mm

Profiles

Code	Description
E560930	Aluminium Profile Punched 25mm hole pitch 2m length
Modules	
E560860	1/5 1Bar 50 - 125 x 5mm per phase
E560870	4/5 2, 3 or 4 Bars 50 - 125 x 5mm per phase
E560880	1/10 1 Bar 50 - 120 x 10mm per phase
E560890	2/10 2 Bars 50 - 120 x 10mm per phase
E560900	3/10 3 Bars 50 - 120 x 10mm per phase

Adjustable Flat Busbar Supports



E504980

E504990

Up to 2000A
For bar Width: 30 to 125mm
Bar thickness: 5 or 10mm

Code	Description
E504980	Aluminium rail - 2m
E504990	Insulator Blocks



2 Insulators per bar, distance between phases can be adjusted by sliding



1 Insulator can support 2 bars. Fixed distance between bars (34mm)

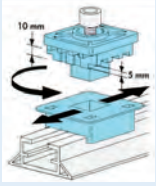

Adjust to busbar thickness (5 or 10mm) by simply rotating the insulator

LOW VOLTAGE BUSBAR SUPPORTS



LPSU1-A

LPSU3-A with Cover

LPSU4-A

Adjustable Busbar Supports Type LPSU			End Covers	Distance between holders	
Code	Busbar Width	Busbar Thickness	Code	Distance	kA
LPSU1-A	30 / 25 / 20 / 15mm	5 / 10mm	LPSU1-ABF	250mm	75
LPSU2-A			LPSU2-ABF	350mm	65
LPSU3-A			LPSU3-ABF	440mm	55
LPSU4-A			LPSU4-ABF	520mm	45
V = ≤1000VAC/1500VDC				According to IEC439	

Busbar Connectors 160 - 630A

- Connect cables to busbars without punching or drilling.
- V = ≤1000VAC/1500VDC









Code (5mm)	SU201	SU202	SU203	SU204
Code (10mm)	SU206	SU207	SU208	SU209
Cable Size	1 - 4mm²	2.5 - 6mm²	16 - 50mm²	35 - 70mm²
Max Height	23mm	29mm	39mm	57mm
Pack Qty	15	15	15	15

©ACDC Dynamics

INSULATORS (1000V)

Polypropylene

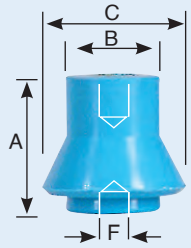

Insulators



Type A, B, C	10mm	5mm	8mm
M/M	M10-MM-*	A5-MM-*	B8-MM-*
M/F	M10-MF-*	A5-MF-*	B8-MF-*
F/F	M10-FF-*	A5-FF-*	B8-FF-*

*Add colour to code: ● **R** *(Red)*, ● **BL** *(Blue)*, ○ **W** *(White)*, ● **BK** *(Black)*. *Eg.* **A5-MM-BL** *(Blue)*

Dough Moulded Compound (D.M.C)

Insulators



GL/GP

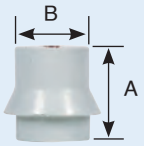

VL/VP

Type A, B, C	5mm	8mm	10mm	8mm
M/M	GL-5-*	GL-8-*	GL-10-*	VL-8-*
M/F	–	–	–	–
F/F	GP-5-*	GP-8-*	GP-10-*	VP-8-*

*Add colour to code: ● **R** *(Red)*, ● **BL** *(Blue)*, ● **BK** *(Black)*.

600V Transformer Bushings



Type A, B, C	6mm (45A)	8mm (60A)	10mm (80A)	12mm (120A)
M/M	B6	B8	B10	B12
M/F	–	–	–	–
F/F	–	–	–	–

Colour: Natural only.
Complete with gasket.
Brass Studs.

Dimensions: Polypropylene/DMC

CAT No.	A mm	B mm	C mm	E mm	F mm
A5	25	16	25	20	–
B8	41	22	40	25	–
M8	40	32	45	–	8
M10	40	32	45	–	10

Dimensions: D.M.C

CAT No.	A mm	B mm	C mm	E mm	F mm
G*-5	25	17	26	15	5
G*-8	42	25	45	25	8
G*-10	42	25	45	30	10
V*-8	40	30	50	25	8

*Add **L** or **P**

Dimensions

CAT No.	A mm	B mm	Cut Out mm	Stud
B6	85	28	15	M6
B8	95	30	21	M8
B10	110	33	22	M10
B12	120	35	24	M12

D.M.C. Insulators

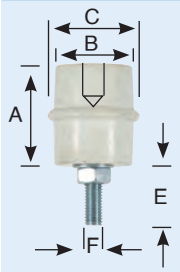

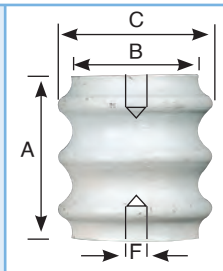

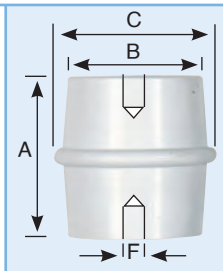

10mm*	10mm*	12mm*	12mm*	16mm*
DJ10-MF-W	–	–	–	–
–	**DF10-FF-W**	**DF12-FF-W**	**DE12-FF-W**	**DD16-FF-W**

*Light Grey only

Dimensions

CAT No.	A mm	B mm	C mm	E mm	F mm
DJ10	50	40	45	30	10
DF10	50	35	45	–	10
DF12	50	35	45	–	12
DE12	60	45	60	–	12
DD16	60	45	60	–	16

DMC = Dough Moulded Compound Max. 187°C
All Insulators manufactured with Brass inserts and bright Zinc-plated steel studs where applicable.

Trolley Line (D.M.C)



Code	SM1000 (Light Grey)

Code	SM1000-BK (Black)
Height	55mm
Diameter	60mm
Hole/Stud	5/8" BSW

Code	SM2000
Height	65mm
Top Ø	50mm
Bottom Ø	72mm
Hole	M12

D.M.C with Flat Edge



SM-51 SM-35

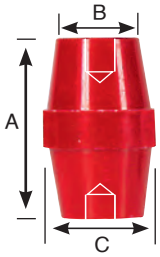

SM-76

Code	SM-35	SM-51	SM-76
Volt withstand	10kV	15kV	25kV
Screw	8mm	8mm	10mm
Dimension:			
A	35mm	51mm	76mm
B	28mm	29mm	36mm
C	32mm	36mm	50mm

Available only in ● Red only

©ACDC Dynamics

INSULATORS (1000V)



Skirted Low Voltage Insulators – Clear Polycarbonate Resin

Code	H	W1	W2	D	L	CD	Type
LV1FF-*	30	16	20	M5	–	42	Female/Female
LV2FF-*	45	25	45	M8	–	68	
LV3FF-*	45	25	45	M10	–	68	
LV1MM-*	30	16	20	M5	20	42	Male/Male Supplied c/w studs, nuts and washers
LV2MM-*	45	25	45	M8	25	68	
LV3MM-*	45	25	45	M10	30	68	

*Add colour to code:

● **R** (Red), ○**W** (White), ● **BL** (Blue), ● **BK** (Black), ○ **C**(Clear)

- Rated Voltage up to 1000V 50/60Hz

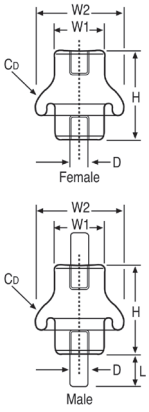

CABLE THEFT PREVENTION



Assembly of Rugged Croc

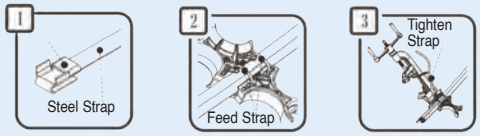

Prepare steel cable strap

Secure Rugged Croc on cable with steel strap

Fasten strap using tool to ensure tight fit

Rugged Croc

Rugged Croc was developed to prevent cable theft by keeping the cable in place underground, securely entrenched. Manufactured from high strength polymer to withstand the stresses and forces that could be placed on the product in an attempted theft. Rugged Croc is placed at 1m spacing along the cable, the cable is then buried as normal. If cable theft is attempted, the Rugged Croc prevents the cable from spinning or being pulled from the ground.

Code	Description	Size L x W x D
CTP-25RC	RUGGED CROC fits cables with diameter 20-35mm	197 x 88 x 39.5mm
CTP-50RC	RUGGED CROC fits cables with diameter 35-75mm	316 x 135 x 66mm
CTP-95RC	RUGGED CROC fits cables with diameter 75-120mm	500 x 192 x 97mm

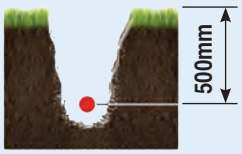

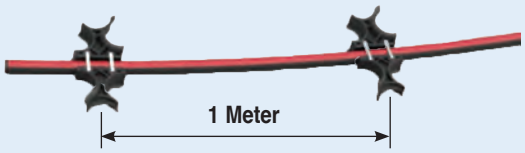

NEW

HEAVY DUTY CABLE CLAMPS

	Single Cable Cleat		Trefoil (Triple) Cable Cleat	
Material: Fibre Enforced Nylon Self-Extinguishing: V-0				
Code	**CC-S-20-36**	**CC-S-36-52**	**CC-T-27-38**	**CC-T-38-51**
For Cable Size	1 x Ø20-36mm	1 x Ø36-52mm	3 x Ø27-38mm	3 x Ø38-51mm

NEW

WIRE



Rated voltage: 600/1000V
Type: Black with Red Stripe (Flame Retardant)
Galvanised steel wire armour with earth continuity conductors in the armour

ECC Armoured Cable - per meter

Code 2-Core	Code 4-Core	Size mm²	Amps
WECC-0040-2	-	4mm²	38
WECC-0060-2	-	6mm²	49
WECC-0100-2	WECC-0100-4	10mm²	58
WECC-0160-2	WECC-0160-4	16mm²	77
-	WECC-0250-4	25mm²	102
-	WECC-0350-4	35mm²	125
-	WECC-0500-4	50mm²	151
-	WECC-0700-4	70mm²	192
-	WECC-0900-4	90mm²	231
-	WECC-1200-4	120mm²	267

©ACDC Dynamics

WIRE

Please Note: Current Ratings are for Guideline Purposes Only!

GP Wire - per 100m roll

SABS 600/1000V



Code	Size mm²	Amps
W100*	1.0	14
W101**	1.5	17
W102**	2.5	24
W103**	4.0	32
W104**	6.0	41
W105**	10.0	50
W106**	16.0	66
W107**	25.0	87
W112G/Y	120	220

*Add colour to code - All sizes:

● **R***(Red)*, ○ **W***(white)*, ● **BL***(blue)*, ● **BK***(black)*, ● **G***(grey)*, ● **GN***(Green)*, ◐ **G/Y**(Green/yellow)

*Up to 2.5mm: ● **V***(violet)*, ● **O***(orange)*, ● **P***(pink)*, ● **BR***(brown)*, ● **Y***(yellow)*

* Shorter Lengths Available - Add to Code:

-5M, -10M, -20M, -50M

Surfix Cable (Round) Per 100m roll

Rated Voltage: 300/500V



Code	Size mm²	Amps
W300**	1.5mm 2+E	17
W301**	1.5mm 3+E	17
W302**	1.5mm 4+E	17
W303**	2.5mm 2+E	24
W304*	2.5mm 3+E	24
W305*	2.5mm 4+E	24
W306*	4.0mm 2+E	32
W307*	4.0mm 3+E	32
W308*	4.0mm 4+E	32
W309*	6.0mm 2+E	41
W310*	6.0mm 3+E	41
W311*	6.0mm 4+E	41
W312*	10.0mm 2+E	50

Available in cut lengths 5m, 10m, 20m, 50m

*Add to code: **-5M, -10M, -20M, -50M**

eg.**W300-10M WH**

*Add colour to code: ○ **WH***(White)*, ● **BK***(Black)*

e.g.**W303 WH**

Twin Flat & Earth (2+E) Per 100m roll

Rated Voltage: 300/500V



Code	Size mm²	Amps
W900**	1.0mm 2+E	14
W901**	1.5mm 2+E	17
W902**	2.5mm 2+E	24
W903**	4.0mm 2+E	32
W904**	6.0mm 2+E	41
W905**	10.0mm 2+E	50

Available in cut lengths & drums

*Add to code: **-5**m, **-10**m, **-20**m, **-50**m, **/1000**m

e.g.**W901-10M WH**

*Add colour to code: ○ **WH***(White)*, ● **BK***(Black)*

e.g. **W901 WH**

Earth Wire

1.5-16mm² Priced per roll

25mm² and up sold per meter



Code	Size mm²	kg/roll	Approx. Length
W130	1.5	5kg	382m
W131	2.5	5kg	234m
W132	4.0	5kg	145m
W133*	6.0	5kg	97m
W134*	10.0	25kg	288m
W135*	16.0	25kg	181m
W136	25.0	–	1m
W137	35.0	–	1m
W138	50.0	–	1m
W139	70.0	–	1m
W140	95.0	–	1m
W141	120.0	–	1m

Available in cut lengths 5m, 10m, 20m, 50m

*Add to code: **-5M, -10M, -20M, -50M**

AIRDAC SNE Cable (Separate Neutral Earth)

Specification (SABS 1507 - 6)

Voltage Rating: 600 Volts

NEW



Code	Size mm²	Amps
WASNE-100	10	50
WASNE-160	16	70

Armoured Cable Per meter

Rated Voltage: 600/1000V

Temperature: Max 70°C

Type: Red Stripe (Blue or White stripe available on request)



Code	Size mm²	Amps
W700	1.5 x 3 Core	19
W701	1.5 x 4 Core	19
W701/5	1.5 x 5 Core	19
W701/7	1.5 x 7 Core	19
W702	2.5 x 3 Core	26
W703	2.5 x 4 Core	26
W703/5	2.5 x 5 Core	26
W703/7	2.5 x 7 Core	26
W703/12	2.5 x 12 Core	26
W703/19	2.5 x 19 Core	26
W704	4 x 3 Core	35
W704/5	4 x 5 Core	35
W705	4 x 4 Core	35
W706	6 x 3 Core	45
W708	6 x 4 Core	45
W709	10 x 3 Core	62
W710X2	10 X 2 Core	62
W710	10 x 4 Core	62
W711	16 x 3 Core	83
W712	16 x 4 Core	83
W713	25 x 3 Core	110
W714	25 x 4 Core	110
W715	35 x 3 Core	135
W716X2	16 x 2 Core	135
W716	35 x 4 Core	135
W717	50 x 3 Core	163
W718	50 x 4 Core	163
W719	70 x 3 Core	207
W720	70 x 4 Core	207
W721	95 x 3 Core	251
W722	95 x 4 Core	251
W723	120 x 3 Core	290
W724	120 x 4 Core	290
W725	150 x 3 Core	320
W726	150 x 4 Core	320
W727	185 x 3 Core	361
W728	185 x 4 Core	361
W729	240 x 3 Core	416
W730	240 x 4 Core	416

For all applications, contractors should compensate for voltdrop in accordance with SABS0142.

See page 20.62 & 20.63 for **SWA** Glands

©ACDC Dynamics

WIRE

Please Note: Current Ratings are for Guideline Purposes Only!

Panel flex - per 100m roll



Code	Size mm²	Amps
SABS 300/500V		
W500*	0.2	1
W501	0.5	3
SABS 600/1000V		
W502	0.75	6
W503	1.0	10
W504	1.5	16
W505	2.5	25
W506*	4.0	32
W507*	6.0	41
W516*	10.0	55
W530*	16.0	72

*Add colour to code - All sizes:

● **R***(Red)*, ○ **W***(white)*, ● **BL***(blue)*, ● **BK***(black)*, ● **GR***(grey)*, ● **GN***(Green)*, ◐ **G/Y**(Green/yellow)

*Up to 2.5mm: ● **V***(violet)*, ● **O***(orange)*, ● **P***(pink)*, ● **BR***(brown)*, ● **Y***(yellow)*

* For 5m Length code: **W501-5M-BK/B**

* For 1.5mm² Add cut length to code **5M**, **10M**, **20M**, **50M**

Solid Panel Wire - per 100m roll



Code	Size mm²	Amps
W521*	1.5	17
W518*	1.0	14
W519*	0.75	10
W520*	0.5	6

*Add colour to code:

● **GN***(Green)*, ● **R***(Red)*, ○ **WH***(White)*, ● **BL***(Blue)*, ● **BK***(Black)*, ● **GR***(Grey)*, ● **P***(Pink)*, ● **Y***(yellow)*, ◐ **G/Y**(Green/yellow), ● **O** *(orange)*

SANS 1574 Single Flex - per meter

- For welding or power cable
- SABS 600/1000V



Code	Single Insulation Colour	Size mm²	Amps
W509*	**BK**, **BL**, **R**, **WH**, **G/Y**, **GN**	16	72
W510*	**BK**, **BL**, **R**, **WH**, **G/Y**	25	87
W511*	**BK**, **BL**, **R**, **WH**, **G/Y**, **GR**	35	105
W512*	**BK**, **BL**, **R**, **WH**, **G/Y**	50	130
W513*	**BR***(brown)*, **BK**, **R**	70	160
W514	**BK**, **R**	95	200
W515	**BK***(Black)*, **R***(Red)*, **G/Y** *(Green, Yellow)*	120	220
W517	**BK***(Black)*	150	250

* Add to code: **-3M**, **-5M**, **-10M**, **-20M**

SANS 1507 Double Insulation Single Flex

per meter - 1000V Power cable



Code	Double Insulation Colour	Size mm²	Amps
W509-DI*	**BK**, **BL**, **R**, **WH**, **G/Y**, **GN**	16	72
W510-DI*	**BK**, **BL**, **R**, **WH**, **G/Y**	25	87
W511-DI*	**BK**, **BL**, **R**, **WH**, **G/Y**, **GR**	35	105
W512-DI*	**BK**, **BL**, **R**, **WH**, **G/Y**	50	130
W513-DI*	**BR***(brown)*, **BK**, **R**	70	160
W514-DI	**Y***(yellow)*	95	195
W515-DI	**BK**, **G/Y**	120	220

* Add to code: **-3M**, **-5M**, **-10M**, **-20M**

Silicone Single Core Per 100m roll

Rated Voltage 300/500V

Temperature: -50°C to 180°C



Code	Size mm²	Amps
W119*	0.5	3
W120 **	1.0	10
W121 **	1.5	16
W122 **	2.5	25
W123 **	4.0	32
W124 **	6.0	41

* Add to code: **-5M**, **-10M**, **-20M**

* Add colour to code:

○ **WH***(White)*, ● **BK***(Black)*, ● **BL***(Blue)*, ● **R***(Red)*, ● **GN***(Green)*, ● **Y***(Yellow)*, ◐ **G/Y** *(Green/Yellow)*, ● **GR** *(Grey)*

Ripcord - per 100m roll



Code	Size mm²
W401-**	0.2
W403-**	0.5
W404-**	0.75
W406-**	1.0
W407-**	1.5
W408*	2.5
W409 R/BK	4.0
W410 R/BK	6.0

All available in cut lengths 5m, 10m, 20m, 50m

* Add cut length to code: **5M**, **10M**, **20M**, **50M**

* Add colour to code: ○ **W***(white)*, ● **BK***(black)*, ●● **R/BK** (Red/Black) - 0.5mm², 2.5mm², 4mm² & 6mm² only

○ **C** (*Clear*) (e.g.**W407-10M BK**)

NEW



Aluminium (FR) Armoured Cable Per Meter

Code	Size mm²	Amps
W812	16 x 4 Core	61
W814	25 x 4 Core	80
W814	35 x 4 Core	119
W816	50 x 4 Core	119
W820	70 x 4 Core	151
W822	95 x 4 Core	186
W824	120 x 4 Core	216

Rated Voltage: 600/1000V

Type: Black with Red stripe (Flame Retardant)

For all applications contractors should compensate for voltdrop in accordance with SANS 0142

See page 20.62 & 20.63 for SWA Glands

©ACDC Dynamics

WIRE

Please Note: Current Ratings are for Guideline Purposes Only!

Cabtyre - per 100m roll SABS 300/500V



Code	Size mm²	Amps
W200**	0.5 x 2 core	3
W201**	0.5 x 3 core	3
W202**	0.5 x 4 core	3
W205**	0.75 x 2 core	6
W206**	0.75 x 3 core	6
W207**	0.75 x 4 core	6
W208**	0.75 x 5 core	6
W209**	0.75 x 7 core	6
W210**	1.0 x 2 core	10
W211**	1.0 x 3 core	10
W212**	1.0 x 4 core	10
W213**	1.0 x 5 core	10
W214**	1.0 x 7 core	10
W215**	1.5 x 2 core	16
W216**	1.5 x 3 core	16
W217**	1.5 x 4 core	16
W218**	1.5 x 5 core	16
W219**	1.5 x 7 core	16
W220**	2.5 x 2 core	20
W221**	2.5 x 3 core	20
W222**	2.5 x 4 core	20
W223**	2.5 x 5 core	20
W224**	2.5 x 7 core	20
W225**	4.0 x 3 core	30
W226**	4.0 x 4 core	30

All available in cut lengths 5m, 10m, 20m, 50m

* Add cut length to code: **5M**, **10M**, **20M**, **50M**

* Add colour to code: ○ **W***(white)*, ● **BK***(black)* ●**GR** *(Grey* **W201** *only)* (e.g. Cut length **W210-10M BK,** 100m Roll **W210 BK)**

For all applications, contractors should compensate for voltage drop in accordance with SABS 0142

Silicone Cabtyre Per 100m roll

Rated Voltage 300/500V
Temperature: -50˚C to 180˚C



Code	Size mm²	Amps
W600	0.5 x 2 Core	3
W601	0.5 x 3 Core	3
W602	0.5 x 4 Core	3
W603	0.75 x 2 Core	6
W604	0.75 x 3 Core	6
W605	0.75 x 4 Core	6
W606	1.0 x 2 Core	10
W607	1.0 x 3 Core	10
W608	1.0 x 4 Core	10
W609	1.5 x 2 Core	16
W610	1.5 x 3 Core	16
W611	1.5 x 4 Core	16
W612	2.5 x 2 Core	20
W613	2.5 x 3 Core	20
W614	2.5 x 4 Core	20

Flat Festoon / Pendant Cable Per Meter



WP



WF

Code	Size mm²	Amp	Drum Size
WF100	1.5 x 4	16	500
WF101	1.5 x 8	16	500
WF102	1.5 x 12	16	500
WF103	2.5 x 4	20	500
WF104	2.5 x 8	20	500
WF105	2.5 x 12	20	500
WF106	4.0 x 4	30	500
WF107	16.0 x 4	30	500

Pendant Cable

WP2S100	1.5 x 12	16	500
WP2S101	1.5 x 20	16	500

See Catalogue page 20.62 for flat cable glands.

Nitrile Trailing Cable Per 100m roll

Rated Voltage 600/1000V
Sheath PVC/Nitrile – Orange



Code	Size mm²	Amps
W110/3*	1.5 x 3 Core	15
W110*	1.5 x4 Core	15
W111*	2.5 x 4 Core	21
W112*	4.0 x 4 Core	28
W113/3*	6.0 x 3 Core	36
W113*	6.0 x 4 Core	36
W114*	10 x 4 Core	50
W115BK	16 x 3 Core Black	80

*Add **-1M** for Cut Lengths

Submersible Cable - per meter

SABS 600/1000V I Drum Size: 500m



Code Round	Size mm²	Amps	Code Flat
A330	2.5 x 3 core	21	A330-F
A331	4 x 3 core	28	A331-F
A332	6 x 3 core	41	A332-F
A333	10 x 3 core	55	A333-F
A334	16 x 3 core	72	A334-F
A435	1.5 x 4 core	15	A435-F
A430	2.5 x 4 core	21	A430-F
A431	4 x 4 core	32	A431-F
A432	6 x 4 core	41	A432-F
A433	10 x 4 core	55	A433-F
A434	16 x 4 core	72	A434-F

Illumination Cable - per 100m roll



See page 24.134 for Lamp Holders

Code	Size mm²	Amps
WI100BK*	2.5mm²	27

* Add to code: **-5M**, **10M**, **15M**, **20M**, **50M**



H07RN-F Rubber Cable - per meter

Cables for harsh conditions. 450/750V

Size	1 Core	2 Core	3 Core	4 Core	5 Core
1.5mm²	–	WH07015-2	WH07015-3	WH07015-4	WH07015-5
2.5mm²	–	WH07025-2	WH07025-3	WH07025-4	WH07025-5
4.0mm²	–	WH07040-2	WH07040-3	WH07040-4	WH07040-5
6.0mm²	–	–	WH07060-3	WH07060-4	WH07060-5
10.0mm²	–	–	WH07100-3	WH07100-4	WH07100-5
16.0mm²	WH07160-1	–	WH07160-3	WH07160-4	WH07160-5
25mm²	WH07250-1	–	WH07250-3	WH07250-4	WH07250-5
35mm²	WH07350-1	–	WH07350-3	WH07350-4	WH07350-5
50mm²	WH07500-1	–	–	WH07500-4	WH07500-5
70mm²	WH07700-1	–	WH07700-3	WH07700-4	–
120mm²	–	–	–	WH07120-4	–

©ACDC Dynamics

CONTROL CABLES

Please Note: Current Ratings are for Guideline Purposes Only!

Control Cable Screened Per meter

Industrial grade PVC braided screened control cable, grey outer sheath and black cores with white numbering.
Voltage rating: 300/500V



Code	Size	Amps	Drum Size
WCY099	3G0.5	3	500
WCY100	4G0.5	3	500
WCY101	3G1.5	16	500
WCY102	4G1.5	16	500
WCY103	7G1.5	16	500
WCY104	12G1.5	16	500
WCY105	4G2.5	20	500
WCY106	4G4	20	500
WCY107	5G4	20	500

Control Cable Unscreened Per meter

Industrial grade PVC control cable, grey outer sheath and black cores with white numbering.
Voltage rating: 300/500V



Code	Size	Amps	Drum Size
WJZ101	3G0.75	6	500
WJZ102	5G0.75	6	500
WJZ103	7G0.75	6	500
WJZ104	12G0.75	6	500
WJZ105	3G1.5	16	500
WJZ106	4G1.5	16	500
WJZ107	5G1.5	16	500
WJZ108	7G1.5	16	500

Code	Size	Amps	Drum Size
WJZ109	12G1.5	16	500
WJZ110	18G1.5	16	500
WJZ111	25G1.5	16	500
WJZ112	3G2.5	20	500
WJZ113	4G2.5	20	500
WJZ114	5G2.5	20	500
WJZ115	4G4	20	500
WJZ116	5G4	20	500

The '**G**' indicates that the cable has a Green/Yellow Earth Conductor - Eg. 3G1.5 = 2 Numbered Cores + G/Y Earth - 1.5mm².

LAPP CONTROL CABLES

Control Cable Unscreened - ÖLFLEX® Classic 110 - per meter

- VDE Registered Oil Resistant PVC Control Cable
- Flame Retardant according to IEC 60332-1-2
- Good Chemical Resistance
- Oil-Resistant according to DIN EN 50290-2-22 (TM54)

E.g. 3G0.5 = 2 Numbered Cores + G/Y Earth - 0.5mm²

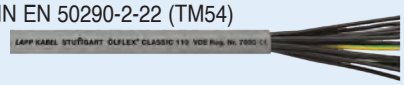

Code	No. of Cores & Size (mm²)	Amps	Drum Size
L1119003	3G0.5	3	100/500m
L1119004	4G0.5	3	100/500m
L1119005	5G0.5	3	100/500m
L1119012	12G0.5	3	100/500m
L1119104	4G0.75	6	100/500m
L1119107	7G0.75	6	100/500m
L1119807	7X0.75	6	100/500m
L1119203	3G1.0	10	100/500m
L1119204	4G1.0	10	100/500m
L1119205	5G1.0	10	100/500m
L1119207	7G1.0	10	100/500m
L1119212	12G1.0	10	100/500m
L1119303	3G1.5	16	100/500m
L1119304	4G1.5	16	100/500m
L1119305	5G1.5	16	100/500m
L1119307	7G1.5	16	100/500m
L1119403	3G2.5	20	100/500m
L1119404	4G2.5	20	100/500m
L1119405	5G2.5	20	100/500m

Profibus DP/FMS/FIP Cable - per meter

- Fixed Installation
- 7-W Type for applications where vibrations occur

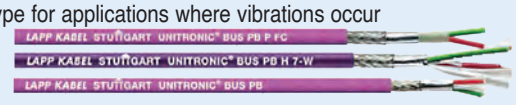

Code	Type	No. of Cores & Size (mm²)	Outer Ø
Conventional Cable Make Up			
L2170220	Unitronic® Bus PB	1 x 2 x 0.64	8
Conventional Cable Make Up - UL/CSA CMG Certification			
L2170824	Unitronic® Bus PB 7-W A	1 x 2 x 0.64	8
Fast Connect Cable Make Up - UL/CSA CMG Certification			
L2170820	Unitronic® Bus PB FC	1 x 2 x 0.64	8

Control Cable Screened PVC - ÖLFLEX® Classic 115 CY - per meter

- Flame Retardant according to IEC 60332-1-2
- Good Chemical Resistance
- High degree of Screening low transfer Impedance (max 250Ω/km@30MHz)
- Space saving installation due to small cable diameters

E.g. 12G0.5 = 11 Numbered Cores + G/Y Earth - 0.5mm²



Code	No. of Cores & Size (mm²)	Amps	Drum Size
L1136004	4G0.5	3	100/500m
L1136012	12G0.5	3	100/500m
L1136104	4G0.75	6	100/500m
L1136203	3G1.0	10	100/500m
L1136204	4G1.0	10	100/500m
L1136207	7G1.0	10	100/500m
L1136303	3G1.5	16	100/500m
L1136304	4G1.5	16	100/500m
L1136307	7G1.5	16	100/500m
L1136403	3G2.5	20	100/500m
L1136404	4G2.5	20	100/500m

Profibus DP/FMS/FIP Cable - per meter

- For highly flexible applications (power chains, moving machine parts)
- Suitable for torsional applications
- Flame Retardant according to IEC 60332-1-2
- Oil Resistant
- Halogen Free
- Flexible Application



Code	Type	No. of Cores & Size (mm²)	Outer Ø
L2170222	Unitronic® Bus PB FD P	1 x 2 x 0.64	8

©ACDC Dynamics

NETWORKING CABLE

OAM Mylar Cable

NEW

Temperature: -15 - +70°C I Voltage Rated 300/500V I Test Voltage: 1.5kV I Colour: Grey



Aluminium Mylar Screened Pairs

Code	Size	Pairs
OAM0.5/2PR-*	0.5m²	2
OAM1.0/2PR-*	1.0m²	2

*Add Length to code: **500M, 100M, 50M**

Computer Cable

Code	Description
CAT5E-305-G*	Light Grey UTP CAT5E cable 305m/roll
CAT5E-305-BK*	Black UTP CAT5E cable 305m/roll
CAT5E-305-BL*	Blue UTP CAT5E cable 305m/roll
CAT5E-305-R*	Red UTP CAT5E cable 305m/roll
CAT5E-305-Y*	Yellow UTP CAT5E cable 305m/roll
CAT6-305-G*	Light Grey UTP CAT6 cable 305m/roll
CAT6-305-BK*	Black UTP CAT6 cable 305m/roll
CAT6-305-BL*	Blue UTP CAT6 cable 305m/roll
CAT6-305-R*	Red UTP CAT6 cable 305m/roll
CAT6-305-Y*	Yellow UTP CAT6 cable 305m/roll

* Standard code is supplied in 305m Easypull Box. For other Lengths add to code: **/1** (per meter), **/500** (500m), **/1000** (1000m)

Specifications

CAT5E - 4 Pairs 0.5mm solid copper + 0.91mm HDPE + 5.0mm PVC jacket

CAT6 - 4 Pairs 0.565mm solid copper + 1.03mm HDPE + 5.7mm PVC jacket

Patch Cables

Length	CAT5E	CAT6
1m	CAT5-P1M-*	CAT6-P1M-*
2m	CAT5-P2M-*	CAT6-P2M-*
3m	CAT5-P3M-*	CAT6-P3M-*
5m	CAT5-P5M-*	CAT6-P5M-*
10m	CAT5-P10M-*	CAT6-P10M-*
20m	CAT5-P20M-*	CAT6-P20M-*
30m	CAT5-P30M-*	CAT6-P30M-*

*Add colour to code eg. CAT5-P1M-**G** **G** *(Light grey)*, **R** *(Red)*, **BL** *(Blue)*, **Y** *(Yellow)*



CAT5E-305-G



CAT6-P3M-G



CAT6-P1M-G

Telephone Plugs (Pack of 10)







Code	WT-6001-B	WT-6001-C	WT-6001-D
Description	RJ22 4P-4C	RJ11 6P-4C	RJ12 6P-6C

Housing material: transparent polycarbonate
Contacts: gold plated phosphor bronze
Wiring: 36 - 24 AWG

Data Network Plugs (Pack of 10)







Code	WT-6002-A	WT-6002-B	WT-6029
Description	RJ45 8P8C CAT5E	RJ45 Shielded CAT5E	RJ45 Shielded 8P8C CAT6

Housing material: Transparent Polycarbonate
Contacts: gold plated phosphor bronze Wiring: 36 - 24 AWG
See page 19.40 for Crimping Tools.

Boots

For data network plugs (Packs of 100 or 10)



Code for 100	Description	Code for 10
BCAT5/6-PVC-*/100	Boot for Network Cables	BCAT5/6-PVC-*/10

*Add colour to code: ● **G** (Grey), ● **BK** (Black), ● **BL** (Blue), ● **R** (Red), ● **Y** (Yellow)

CONTROL CABLES

Profibus DP Cable

These Profibus Cables can be used for Profibus DP as well as for Profibus FMS and FIP.
Characteristic Impedance: 135-165 OHM



Code	Size	Type
WPB101*	1x2x0.64Ø	Solid Conductor
WPB102*	1x2x0.64Ø	Stranded (flex)
WPB103*	1x2x0.64Ø	Fast Connect Cable

*Available in cut lengths 5m, 10m, 20m, 50m
Add **5M**, **10M**, **20M**, **50M**, **100M** to part no
e.g. **WPB101-100M**

Profibus DP Plugs

Comes with Terminator Switch



Code	Type
WPBC01	Screw Terminal
WPBC02	Fast Connect Terminal
WPBC03	Piggy Back Type

Sensor & Proxy Cable - for Sensor Actuator Wiring requirements.

3 Core Cable - Sheath Colour Grey
Core colours:
● **BR***(brown)*, ● **BL***(blue)*, ● **BK***(black)*
4 Core Cable - Sheath Colour Grey
Core colours: ● **BR***(brown)*, ○ **W***(white)*, ● **BL***(blue)*, ● **BK***(black)*
5 Core Proxy Cable - Sheath colour grey
Core colours: ● **BR***(brown)*, ○ **W***(white)*, ● **BL***(blue)*, ● **BK***(black)*, ● **G***(grey)*



Code	Description
WS-3	3 core x 0.34mm² grey cable, core colour ● ● ●
WS-4	4 core x 0.34mm² grey cable, core colour ● ○ ● ●
WS-5	5 core x 0.34mm² grey cable, core colour ● ○ ● ● ●

©ACDC Dynamics

WIRE

Please Note: Current Ratings are for Guideline Purposes Only!

Solar Cable (100m roll)

- Rated Voltage: 600/1000VAC; 900/1500VDC
- Stranded tin-plated copper insulated with XLPE under a PVC jacket



Code	Colour	Size mm²	Amps
SW101* BK	Black	2.5mm²	41A
SW102* BK	Black	4mm²	55A
SW103* BK	Black	6mm²	70A
SW110* BK	Black	10mm²	98A
SW101* R	Red	2.5mm²	41A
SW102* R	Red	4mm²	55A
SW103* R	Red	6mm²	70A
SW110* R	Red	10mm²	98A

* Add cut length to code: **-5**m, **-10**m, **-20**m, **-50**m, **-500**m, **-1000**m

Automotive Wire



5M - Retail Pack



30M

Code	Size mm²	Amps
AW0.50-*-*	0.50	11
AW0.75-*-*	0.75	13
AW1.00-*-*	1.00	16
AW1.25-*-*	1.25	18
AW1.50-*-*	1.50	21
AW2.00-*-*	2.00	24
AW2.50-*-*	2.50	29
AW3.00-*-*	3.00	33
AW4.00-*-*	4.00	40
AW6.00-*-*	6.00	49

*Add length to code: **5M** / **30M**

*Add colour to code: ○ **WH** (White), ● **BK** (Black), ● **BL** (Blue), ● **R** (Red), ● **O** (Orange)

75Ω COAXIAL CABLES

Co-axial Cables for Commercial Installations



214104 | 210603 | 212703 | 214901

DVS



213001



212502 | 215502 | CX-RG6-60

Note: All cable sold in full drums

Drum Code	Type	Inner Conductor Ø	Inner Conductor Material	Outer Sheath Ø	Outer Sheath Material	Colour	Petro Jelly Injected	Reel Size	Attenuation Max. @ 1750Mhz/100m
CX-RG6-60	RG6U	1.02mm	CCS/AL	6.9mm	PVC	White	Yes	100m	0,27dBuV
CX-RG6-60-DUAL	RG6U	1.02mm	CCS/AL	6.9mm	PVC	White	Yes	250m	0,27dBuV
212703	RG6U	1.13mm	CCS/AL	6.7mm	PVC	White	No	250m	0,32dBuV
210603	MICRO	0.80mm	CU/TLLAM	5mm	PVC	White	No	100m	0,34dBuV
214104	RG6U	1.13mm	CU/CU	6.6mm	PVC	White	No	250m	0,25dBuV
213001	RG6U	1.20mm	CU/CU	6.9mm	LSFH	Grey	No	100m	0,23dBuV
212502	RG6U	1.13mm	CU/AL	6.6mm	PE	Black	No	250m	0,25dBuV
215502	RG6U	1.13mm	CU/CU	6.6mm	PE	Black	No	250m	0,25dBuV
214901	RG11U	1.63mm	CU/CU	10.1mm	PE	Black	Yes	250m	0,18dBuV

Domestic Coaxial Cable - Shrink wrapped cut lengths



Code	TVC8119-*

RG6U Single White (PVC)

* Add Length (m) to code: **10, 25, 50, 100**

Dual Domestic Coaxial Cable - Shrink wrapped cut lengths



Code	JC1001B-*

RG6U Twin White (PVC)

*Add length (m) to code: **20**, **30**, **50**

Note: All accessories on page 27.5

©ACDC Dynamics



SURGE & NOISE PROTECTION

10

Protect your equipment from electrical disturbances with our Surge & Noise Protection solutions. Our advanced products safeguard against voltage spikes and electromagnetic interference, ensuring the stability and longevity of your electronic devices. Ideal for sensitive equipment, our solutions provide peace of mind and reliable performance in any environment.

Integrated Lightning Arrester with Backup Fuse: Class 1 - Fixed format with flag indication.



961200



961180

Code	Description	Iimp (10/350µs)	Aux	Poles Protected	Up	Un	Uc
961200	DEHNvenCI 1	25kA	-	1PH	≤1500V	230V	255V
961205	DEHNvenCI 1 FM	25kA	1C/O	1PH	≤1500V	230V	255V
961180	DEHNgap	100kA	-	N-E	≤1500V	-	255V
961185	DEHNgap FM	100kA	1C/O	N-E	≤1500V	-	255V

Busbar for connection of multiple arrestors to earth: **900411** (3P), **900417** (4P)

DEHNVEN CI

- Spark-gap based combined lightning and surge arrester with an integrated backup fuse. Capable of carrying lightning currents.
- High Lightning Discharge capacity up to 25kA (10/350) µs
- Maximum system availability due to radax flow follow current limitation.

DEHNGAP

- Creepage discharge spark gap technology.

Combined Lightning & Surge Protection : Class 1+2

Over Current Protection Required. Plug-in with flag indication. Maximum backup fuse: 125A / 315A



951315



95115

Code	Description	In(8/20us)	Iimp (10/350us)	Aux	Poles Protected	Up	Un
951315	DEHNventil M TT FM	25/100kA*	25/100kA*	1C/O	3PH + N	≤1500V	230/400V
951115	DEHNventil M TT 2P FM	25/50kA*	25/50kA*	1C/O	1PH + N	≤1500V	230V

Spare plug-in modules: 1PH: **951001,** N-E: **951100** *L-N / N-E

DEHNVENTIL M TT FM

- Prewired spark-gap based type 1+2 combined lightning & surge arrester
- Easy replacement of protection modules.
- Capable of protecting terminal equipment.
- RAC spark gap technology on terminal devices.

Combined Lightning & Surge Protection: Class 1+2

Over Current Protection Required. Plug-in with flag indication. Maximum backup fuse: 160A.



941110



941310

Code	Description	In (8/20µs)	Iimp (10/350µs)	Aux	Poles Protected	Up	Un
941110	DEHNshield d TT 2P	12.5/25kA*	12.5/25kA*	-	1PH + N	1.5kV	230V
941310	DEHNshield d TT	12.5/50kA*	12.5/50kA*	-	3PH + N	1.5kV	230/400V

* L-N / N-E

DEHNSHIELD D TT

- Application-optimised and prewired spark-gap based type 1+2 lightning current and surge arrester
- Compact design due to space saving spark gap technology with a width of only one module / pole
- High follow current extinguishing capacity (Ifi = 25 kArms)

Surge Arrester: Class 2

Over Current Protection Required. Plug-in with flag indication. Maximum backup fuse: 125A.



952110



952310

Code	Description	In (8/20µs)	Imax (8/20µs)	Aux	Poles Protected	Up	Un
952310	DEHNguard M TT	20kA	40kA	-	3PH + N	≤1500V	230/400V
952315	DEHNguard M TT FM	20kA	40kA	1C/O	3PH + N	≤1500V	230/400V
952110	DEHNguard M TT 2P	20kA	40kA	-	1PH + N	≤1500V	230V
952115	DEHNguard M TT 2P FM	20kA	40kA	1C/O	1PH + N	≤1500V	230V

Spare plug-in modules: 1PH: **952010,** N-E: **952050**

DEHNGUARD M TT

- Prewired complete unit consisting of a base part and plug-in protection modules
- Energy coordination with other arresters of the Red/Line product family
- High device reliability due to “Thermo Dynamic Control” arrester monitoring

©ACDC Dynamics



952121 952341

Surge Arrestor with ACI: Class 2 - Plug-in with flag indication

Code	Description	In (8/20µs)	Imax (8/20µs)	Aux	Poles Protected	Up	Un
952121	DEHNguard M TT ACI FM	20/80KA	-	1C/O	1PH + N	≤1500V	230V
952341	DEHNguard M TT ACI FM	20/80KA	-	1C/O	3PH + N	≤1500V	230/400V

DEHNGUARD ACI FM

- New technology "Advanced Circuit Interruption" (ACI) integrated in the protection module, consists of a switch / spark gap combination.
- High system reliability, no tripping of 32 A gG fuses
- Zero leakage current due to galvanic isolation by ACI switch unit
- Energy coordination with other arresters of the Red/Line product family



952030 952070

Surge Arrester: Class 2

Over Current Protection Required. Plug-in with flag indication. Maximum backup fuse: 125A.

Code	Description	In (8/20µs)	Imax (8/20µs)	Aux	Poles Protected	Up	Uc
952070	DEHNguard S 275	20kA	40kA	-	1PH (L-N/E)	≤1500V	275V
952090	DEHNguard S 275 FM	20kA	40kA	1C/O	1PH (L-N/E)	≤1500V	275V
952030	DEHNgap C S (Spark Gap)	20kA	40kA	-	N-E	≤1500V	255V
952035	DEHNgap C S FM (Spark Gap)	20kA	40kA	1C/O	N-E	≤1500V	255V
952094	DEHNguard S 385 FM	20kA	40kA	1C/O	1PH (L-E)	≤1750V	385V
952075	DEHNguard S 440	20kA	40kA	-	1PH (L-E)	≤1700V	585V
952095	DEHNguard S 440 FM	20kA	40kA	1C/O	1PH (L-E)	≤1700V	585V

Spare plug-in Modules: 275V - **952010**, Spark Gap: **952060**

DEHNGUARD S

- Multi-purpose surge arrester consisting of a base part and a plug-in protection module.
- High discharge capacity due to heavy-duty zinc oxide varistor
- High reliability due to "Thermo Dynamic Control" SPD monitoring device
- Energy coordination with other arresters of the Red/Line product family



900453 900463

Surge Arrester: Class 2

Over Current Protection Required. Fixed format with flag indication. Maximum backup fuse: 125A.

Code	Description	Mounting Rail	In (8/20µs)	Imax (8/20µs)	Poles Protected	Up	Un
900453	DEHNguard Basic TT 2P	DIN/Samite	5kA	10kA	2	≤1.2kV	230V
NEW 900463	DEHNguard Basic	DIN	10kA	20kA	4	≤1.3kV	230V/400V

DEHNGUARD BASIC

- High reliability due to "Thermo Dynamics" monitoring system
- Easy installation and retrofitting thanks to narrow design (width of 18 / 36 mm)
- Energy coordination with other arresters of the Red/Line family
- Operating state / fault indication by green / red indicator flag in the inspection window

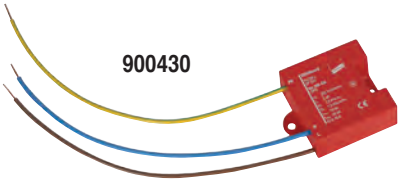

900430

Surge Arrester: Class 2

Ideal for Gate Motor, Alarm Protection or Protection of LED Lighting.
Fixed format with flag indication. Maximum backup fuse: 25A.

Code	Description	In (8/20µs)	Imax (8/20µs)	Poles Protected	Up	Uc
900430	DEHNcord L 2P	5kA	10kA	1PH +N	≤1500V	230V

DEHNCHORD L

- Single-pole surge protective device with monitoring system and disconnector
- Visual fault indication
- Compact design also for outdoor use
- Can be fitted in junction boxes, flush-mounted systems, cable ducts and flush-type boxes

©ACDC Dynamics

PHOTOVOLTAIC SYSTEM PROTECTION



952515

Photovoltaic Arrester with Integrated DC Fuse: Class 2

Combined disconnection and short circuiting device with safe isolation in the plug-in module prevents fire damage caused by DC arcing (patented SCI principal).

Code	Description	In (8/20µs)	Imax (8/20µs)	Aux	Up	UcPV	Replacement Modules	
							+/-	
952518	DEHNguard M YPV SCI 150 FM	10kA	20kA	Yes	≤ 0.8kV	150V	952055	952045
952515	DEHNguard M YPV SCI 1000 FM	12.5kA	25kA	Yes	≤ 4kV	1000V	952051	952041
952517	DEHNguard M YPV SCI 1200 FM	12.5kA	25kA	Yes	≤ 4.5kV	1200V	952054	952044

DEHNGUARD YPV SCI

- Prewired complete unit for use in photovoltaic systems consisting of a base part and plug-in protection modules
- Combined disconnection and short-circuiting device with safe electrical isolation in the protection module (patented SCI principle)
- Tried and tested fault-resistant Y circuit of DEHNguard M YPV SCI (FM) prevents damage to the surge protective device in case of insulation faults in the generator circuit



952565

Photovoltaic Arrester: Class 2

Plug-in with flag indication. High reliability due to “Thermo-dynamic Control” SPD monitoring device.

Code	Description	In (8/20µs)	Imax (8/20µs)	Aux	Up	UcPV	Replacement Modules
952565	DEHNguard M YPV 1200 FM	20kA	40kA	Yes	≤ 4kV	1170V	952048
952567	DEHNguard M YPV 1500 FM	15kA	40kA	Yes	≤ 5kV	1500V	952049

DEHNGUARD M YPV

- Prewired complete unit for photovoltaic systems consisting of a base part and plug-in protection modules
- Fault-resistant Y circuit with three heavy-duty varistors prevents damage to the surge protective device in case of insulation faults in the generator circuit
- High reliability due to “Thermo Dynamic Control” disconnector
- Fault indication by red indicator flag in the inspection window

NEW



900070

Photovoltaic Arrester with Integrated DC Fuse: Class 1+2

Combined lightning and surge arrestor for use in photovoltaic power supply systems. Fault-resistant Y circuit prevents damage to the surge protective device in case of insulation faults in the generator circuit.

Code	Description	In (8/20µs)	Imax (8/20µs)	Iimp (10/350µs)	Itot (10/350µs)	Aux	Up	Ucpv
900070	DEHNcombo DCB YPV 1200	20kA	40kA	6.25kA	12.5kA	No	≤3.8kV	≤1200V
900075	DEHNcombo DCB YPV 1200 FM	20kA	40kA	6.25kA	12.5kA	Yes	≤3.8kV	≤1200V
900071	DEHNcombo DCB YPV 1500	20kA	40kA	6.25kA	12.5kA	No	≤4.5kV	≤1500V
900076	DEHNcombo DCB YPV 1500 FM	20kA	40kA	6.25kA	12.5kA	Yes	≤4.5kV	≤1500V

DEHNCOMBO

- Prewired type 1 + type 2 combined lightning current and surge arrester for use in photovoltaic generator circuits
- Rated voltage is the same for all modes of protection and, therefore, the arrester can also be used in earthed systems
- Space-saving enclosure with a width of only four modules for up to 1500 VDC
- Operating state / fault indication by green / red indicator flag in the inspection window

NEW



950530

Photovoltaic Arrester: Class 2

Multipole surge arrester with three-step D.C. switching device for use in PV systems.

Code	Description	In (8/20µs)	Imax (8/20µs)	Aux	Up	UcPV
950530	DEHNguard YPV SCI 1000	12.5kA	25kA	No	≤ 4kV	1000V
950531	DEHNguard YPV SCI 600	12.5kA	25kA	No	≤ 2.5kV	600V
950535	DEHNguard YPV SCI 1000 FM	12.5kA	25kA	Yes	≤ 4kV	1000V
950536	DEHNguard YPV SCI 600 FM	12.5kA	25kA	Yes	≤ 2.5kV	600V

DEHNGUARD YPV SCI

- Prewired complete unit for use in photovoltaic systems
- Combined disconnection and short-circuiting device with safe electrical isolation (patented SCI principle)
- Tried and tested fault-resistant Y circuit of DEHNguard M YPV SCI (FM) prevents damage to the surge protective device in case of insulation faults in the generator circuit

©ACDC Dynamics

SURGE PROTECTION DEVICES


920244


926304
920300


926244


926344


920344


Application

WHILE STOCKS LAST

WHILE STOCKS LAST

DIN Mount Base - for Protection Modules

Code	Description
920300	Base Blitzductor 4P - Without Signal Interruption
926304	Base Blitzductor 4P - Signal Interrupted if Module Removed

Blitzductor Protection Modules

Code	Description	I imp Tot. (10/350µs)	In (8/20µs)	Cut-off Freq.	Poles Protected	Un	Uc
Class 1 BD - 1 Pair of unearthed balanced interfaces with direct or indirect shield earthing							
920240	Blitzductor XT ML2 BD S5	9kA	20kA	1.0MHz	4	5V	6V
920242	Blitzductor XT ML2 BD S12	9kA	20kA	2.8MHz	4	12V	15V
920244	Blitzductor XT ML2 BD S24	9kA	20kA	7.8MHz	4	24V	33V
Class 1 BD - 2 Pairs of unearthed balanced Interfaces							
920340	Blitzductor XT ML4 BD 5	10kA	20kA	1.0MHz	4	5V	6V
920342	Blitzductor XT ML4 BD 12	10kA	20kA	2.8MHz	4	12V	15V
920344	Blitzductor XT ML4 BD 24	10kA	20kA	7.8MHz	4	24V	33V
Class 2 BE - Unbalanced Interfaces or 4 lines with common reference potential							
926324	Blitzductor SP M4 BE 24	1kA	20kA	6.8MHz	4	24V	33V
Class 2 BD - 1 Pair of balanced interfaces with galvanic isolation							
926242	Blitzductor SP M2 BD 12	1kA	20kA	2.8MHz	2	12V	15V
926244	Blitzductor SP M2 BD 24	1kA	20kA	7.8MHz	2	24V	33V
Class 2 BD - 2 Pairs of unearthed balanced Interfaces							
926344	Blitzductor SP M4 BD 24	1kA	20kA	7.8MHz	4	24V	33V


929121
929126


929161


929221


929010


909711

Protection for Telecommunication and Data Networks (PoE IEEE 802.3at)

Code	Description	I imp (10/350µs)	In (8/20µs)	Cut-off Freq.	Uc	Input/Output
929121	DEHNpatch M CLE RJ45B 48	0.5kA	10kA	250MHz	48V	RJ45 (Sockets)
929126	DEHNpatch M CLD RJ45B 48	0.5kA	10kA	100MHz	48V	RJ45 (Sockets)
NEW 929161	Dehnpatch CL8 EA 4PPOE	0.5kA	10kA	500MHz	3.3 V	RJ45 (Sockets)

Protection for Data Networks and Ethernet Applications Outdoor IP66

Code	Description	Iimp (10/350 µs)	Itot (8/20 µs)	Cut-off freq	Uc	Input/ Output
NEW 929221	DEHNpatch CLE IP66	0.8kA	10kA	250 MHz	6V	RJ45 Sockets

Protection for Coaxial Equipment - BNC

Code	Description	In (8/20µs)	Freq.	Impedance	Mounting	Uc	Un
929010	UGKF BNC	2.5kA	0-300MHz	50/75Ω	In-Line	8V	5V
909711	DEHNgate BNC VC	2.5kA	0-300MHz	50Ω	DIN Rail Mount	8V	5V

©ACDC Dynamics

EXTENDED RANGE

SURGE PROTECTION DEVICES



FLP-A50N VS
FLP-A100N VS



FLP-SG50 VS/1

Lightning Current Arrestors: Class 1 - c/w Flag Indication & Replaceable Module

SPD Type1 encapsulated high-performance spark gap arrestors. Installation at Boundary Zones LPZ 0 and LPZ 1.
1 Phase systems require 1 x **FLP-SG50 VS/1** + 1 x **FLP-A50N VS** for Neutral/Earth Protection.
3 Phase systems require 3 x **FLP-SG50 VS/1**. 1 x **FLP-A100N VS** for Neutral/Earth Protection.

Code	No. of Poles	I imp (10/350µs)	Imax (8/20µs)	In (8/20µs)	Up	Uc	Un	DIN Width	Aux
FLP-SG50 VS/1	1P (L/N)	50kA	-	50kA	<2.5kV	255V	230V	2	Y
FLP-A50N VS	1P (N/PE)	50kA	100kA	50kA	<1.5kV	255V	–	2	Y
FLP-A100N VS	1P (N/PE)	100kA	100kA	100kA	<1.5kV	255V	–	2	Y

Replaceable Surge Protection Module: **FLP-SG50 V/0**



FLP-B+C MAXI VS/1



FLP-B+C MAXI VS/3+1

Lightning Current Arrestor and Surge Arrestor: Class 1 + 2 - c/w Flag Indication & Replaceable Module

A combination of a highly efficient varistor lightning current arrestor and an encapsulated high-performance spark gap. Maximum overcurrent protection 250A (back-up MCB). For protection against impact of direct or indirect lightning strikes in a wide range of applications.

Code	No. of Poles	I imp (10/350µs)	Imax (8/20µs)	In (8/20µs)	Up	Uc	Un	DIN Width	Aux
FLP-B+C MAXI VS/1	1P	25kA	60kA	30kA	<1.5kV	260V	230V	2	Y
FLP-B+C MAXI VS/2	2P	25kA	60kA	30kA	<1.5kV	260V	230V	4	Y
FLP-B+C MAXI VS/1+1	1P + N	25/50kA*	60/100kA*	30/50kA*	<1.5kV	260V	230V	4	Y
FLP-B+C MAXI VS/4	4P	25kA	60kA	30kA	<1.5kV	260V	230V	8	Y
FLP-B+C MAXI VS/3+1	3P + N	25/100kA*	30/300kA*	30/100kA*	<1.5kV	260V	230V	8	Y

* L-N/N-E

Replaceable Surge Protection Module: **FLP-B+C MAXI VS/0**



FLP-8.5 V/1



FLP-8.5 V/1+1



FLP-8.5 V/3+1

Lightning Current Arrestor and Surge Arrestor: Class 1 + 2 - c/w Flag Indication & Replaceable Module

Varistor lightning current for protection against impact of partial lightning currents, induced overvoltages during a lightning strike or switching over voltages. Maximum overcurrent protection 160A (back-up MCB).

Code	No. of Poles	I imp (10/350µs)	Imax (8/20µs)	In (8/20µs)	Up	Uc	Un	DIN Width	Aux
FLP-8.5 V/1	1P	8.5kA	60kA	30kA	<1.5kV	275V	230V	1	N
FLP-8.5 V/1S	1P	8.5kA	60kA	30kA	<1.5kV	275V	230V	1	Y
FLP-8.5 V/1+1	1P+N	8.5/25kA*	60kA	30kA	<1.5kV	275V	230V	2	N
FLP-8.5 V/1S+1	1P+N	8.5/25kA*	60kA	30kA	<1.5kV	275V	230V	2	Y
FLP-8.5 V/3+1	3P+N	8.5/25kA*	60kA	30kA	<1.5kV	275V	230V	4	N
FLP-8.5 V/3S+1	3P+N	8.5/25kA*	60kA	30kA	<1.5kV	275V	230V	4	Y

* L-N/N-E

Replaceable Surge Protection Module: **FLP-8.5 V/0**



SLP-275 V/1+1



SLP-275 V/3S+1



SLP-075 V/1



SLP-075V/0

Surge Arrestors: Class 2 - c/w Flag Indication & Replaceable Modules

Varistor surge arrestors for protection of installations and equipment against the impact of induced overvoltages during a lightning strike or switching overvoltages. Maximum overcurrent protection: 160A (Backup MCB).

Code	No. of Poles	Imax (8/20µs)	In (8/20µs)	Up	Uc	Un	DIN Width	Aux
SLP-275V/1	1P	40kA	20kA	<1.35kV	275V	230V	1	N
SLP-275V/1S	1P	40kA	20kA	<1.35kV	275V	230V	1	Y
SLP-275V/1+1	1P + N	40kA	20kA	<1.35kV	275V	230V	2	N
SLP-275V/1S+1	2P	40kA	20kA	<1.35kV	275V	230V	2	Y
SLP-275V/3+1	3P + N	40kA	20kA	<1.35kV	275V	230V	4	N
SLP-275V/3S+1	3P + N	40kA	20kA	<1.35kV	275V	230V	4	Y
SLP-075V/1	1P	40kA	15kA	<0.4kV	75V	60V	1	N
SLP-150V/1	1P	40kA	15kA	<0.7kV	150V	120V	1	N
SLP-440V/1	1P	40kA	20kA	<1.9kV	440V	400V	1	N
SLP-601V/1	1P	40kA	15kA	<2.4kV	600V	480V	1	N

Replacement Varistor Modules

Code	SLP-075V/0	SLP-150V/0	SLP-275V/0	SLP-440V/0	SLP-601V/0
Uc	75V	150V	275V	440V	600V

©ACDC Dynamics

PHOTOVOLTAIC SYSTEM PROTECTION



SLP-PV V/U

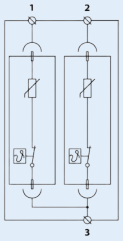



SLP-PV V/Y

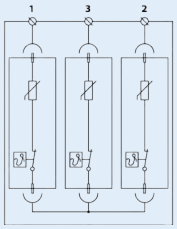

Surge Arrestor for PV Systems: Class 2 - c/w Flag Indication & Replaceable Modules

Varistor surge arrestors for protection of PV systems where the separating spark-over distance is kept or without LPS. Maximum continuous operating voltage for PV application: Ucpv ≥ 1.2 x Uoc stc

Code	No. of Poles	Imax (8/20µS)	In (8/20µS)	Up	Ucpv	DIN Width	Aux
SLP-PV170 V/U	2	40kA	15kA	0.6/12kV*	170 / 340VDC*	2	N
SLP-PV500 V/U	2	40kA	15kA	2/4kV*	510 / 1020VDC*	2	N
SLP-PV700 V/Y	3	40kA	20kA	3.6kV	750VDC	3	N
SLP-PV1000 V/Y	3	40kA	15kA	4.0kV	1020VDC	3	N
SLP-PV1500 V/Y	3	40kA	15kA	6.4kV	1500VDC	3	N

* Connection: 1-3, 2-3 / 1-2

Replacement Varistor Modules

Code	SLP-PV170U V/0	SLP-PV500U V/0	SLP-PV350Y V/0	SLP-PV500Y V/0	SLP-PV750Y V/0
Ucpv	170V	500V	700V	1000V	1500V



FLP-PV550 V/US

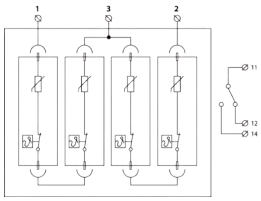

Surge Arrestor for PV Systems: Class 1 + 2 - c/w Flag Indication and Replaceable Modules

Varistor lightning current arrestor for the protection of PV systems on roofs, where the separating spark-over distance is not kept (connection to LPS). Maximum continuous operating voltage for PV application: Ucpv ≥ 1.2 x Uoc stc

Code	No of Poles	In (8/20µs)	Imax (8/20µS)	Iimp (10/350µS)	Itot (10/350µS)	Up	Ucpv	DIN Width
FLP-PV550 V/US	4	30A	60kA	12.5kA	25kA	2.4/4.8kV*	560/1120VDC*	4

* Connection: 1-3, 2-3 / 1-2 Replacement Varistor modules: **FLP-PV275U V/0** (550V)

NEW



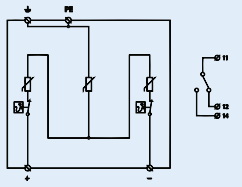

Surge Arrestor for PV Systems: Class 1+ 2 - Visual fault signalling and Remote fault signalling

Varistor lightning current arrestor for the protection of PV systems on the roofs, where the separating spark-over distance is not kept (connection to LPS). Varistor lightning current arrester and surge arrester in 'Y' connection. Maximum continuous operating voltage for PV application: Ucpv ≥ 1.2 x Uoc stc

Code	No. of Poles	In (8/20µS)	Imax (8/20µS)	Iimp (10/350µS)	Itot (10/350µS)	Up	Ucpv	DIN Width	Aux
FLP-PV1000/YS	2	20kA	40kA	6.25kA	12.50kA	3.80kV	1050VDC	4	Yes
FLP-PV1500/YS	2	20kA	40kA	6.25kA	12.50kA	5.40kV	1500VDC	4	Yes

SURGE PROTECTION DEVICES



Special Surge Protection for Inverters: Class 2 (e.g. Wind Turbines)

Varistor surge arrestors for protection of installations and equipment against the impact of induced overvoltages during a lightning strike or switching overvoltages. Maximum overcurrent protection: 100A (Backup MCB).

Code	No. of Poles	Imax (8/20µS)	In (8/20µS)	Up	Uc	DIN Width	Aux
SLP-880V/3	3	40kA	15kA	<3.2kV	880V	3	N



DA-275S
Remote Fault Signalling



DA-275A
Acoustic Signalling

Surge Arrestor: Class 3

Surge protection for additional installation in devices, equipment, etc. Designed to protect all types of low-voltage electric and electronic equipment against pulse over-voltage. I.e. Gate Motors, House Alarms.

Code	No. of Poles	In (8/20µS)	Up	Uc	Un	Fault Indication
DA-275A	2P	2kA	1.5kV	275V	230V	Acoustic Signalling
DA-275S	2P	2kA	1.5kV	275V	230V	LED indication & Aux Contact

©ACDC Dynamics

SURGE PROTECTION DEVICES



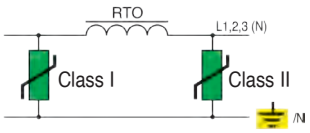

Surge Separating Inductors

Surge separating conductors are designed to co-ordinate the function of surge arrestors class 1 and 2 or class 2 and 3 when the cable distance between them is less than 10m, such as when they are in the same or adjacent boards.

Code	Un	Load Current	Frequency	Resistance	Inductance	Mounting	Size
RTO16	500VAC	16A	50Hz	5mΩ	10μH	DIN	1M
RTO35	500VAC	35A	50Hz	2.5mΩ	10μH	DIN	2M
RTO63	500VAC	63A	50Hz	2mΩ	10μH	DIN	4M
RTO125	500VAC	125A	50Hz	1.1mΩ	15μH	Chassis	100x105x80mm

DATALINE & FIELD DEVICE PROTECTION


DM-1RDJ


DM-230-V/1-R

Surge Protection for Telecommunication and Signalling Networks

Combination of coarse and fine surge protection for 2-core signalling lines, for installation close to protected equipment. For protection of communication interfaces of I&C, electronic security and fire detection systems, etc. (mainly for RS-485 interfaces) against impact of surge voltage. Coarse and fine surge protection in differential mode (core - core) and common mode (core - PE).

Code	In (8/20μS)	Itot (10/350μS)	Up	Uc	Un	Band-width	DIN Width	Aux
DM-006-1RDJ	10kA	-	25V	8.1VDC	6VDC	1MHz	1	N
DM-012-1RDJ	10kA	-	35V	14.5VDC	12VDC	1.7MHz	1	N
DM-024-1RDJ	10kA	-	50V	29.1VDC	24VDC	3.4MHz	1	N
DM-048-1RDJ	10kA	-	80V	50.2VDC	48VDC	7MHz	1	N
DM-230-V/1-R	10kA	5kA	350V	250VDC	230VDC	11MHz	1	N

NEW Replacement Module: **BDM-230-V/1-0** (230VDC)

WHILE STOCKS LAST

Surge Protection for Ethernet in 19" Rack



Code	DL-CAT5E-*	DL-CAT6-*
Type	Patch Panel 19"	Patch Panel 19"
Connections	RJ45/RJ45 (Shielded)	LSA/ RJ45 (Shielded)
Maximum operating Voltage Uc	8.1VDC/ 5.7VAC	8,5VDC / 60VAC
Voltage Protection Level Core-Core Up	40V	40V
Nominal Discharge Current (8/20μs) In	0,2kA	0,2kA
Total Discharge Current (8/20μs)/Itot	1.6kA	1.6kA
Insertion Attenuation	1.5dB @ 100MHz	2,0dB @ 250MHz

*Add number of ports: **8,16,24** (24 Port only available for CAT6 version)

Mains Voltage Surge Protection for use in 19" Racks



Code	X12
Nominal Voltage Un	230V
Maximum Operating Voltage Uc	275V
Nominal Load Current	10A/Outlet
Nominal Discharge Current (8/20μs) In	3kA
Voltage protection Level Up	1.6kV

Data Line Protection

Combination of coarse and fine protection for communication equipment.
Suitable for DIN Rail Mounting





Suitable for both Mode A and Mode B POE Lines







Code	DL-CAT5E-RJ45	DL-CAT6-RJ45	DL-1G-RJ45-POE		FX-90F75T	DL-TLF
Protection For	Data Line	Data Line	Data Line	Power	Coaxial Lines	Telephone / ADSL
Max Operating Voltage Uc	6VAC / 8.5VDC	6VAC / 8.5VDC	8.5VDC	58VDC	70VDC	114VAC/162VDC
Discharge Current (8/20μs) In	0.2kA	0.2kA	0,15kA	0,15kA	10kA	2,5kA
Discharge Current (10/350μs)Itot	-	-	60V	90V	2.5kA	-
Protection Voltage Core-Core Up	40V	40V	2kA		600V	260V
Attenuation/ Treshold Frequency	1.2dB @ 100MHz	2dB @ 250MHz	2.8dB @ 250MHz	-	<0,2dB@2,15GHz	-@14MHz
Connections IP / OP	RJ45 / RJ45	RJ45 / RJ45	RJ45 / RJ45		F75/F75	RJ11/RJ11
Size	90 x 54 x 25mm	90 x 54 x 25mm	90 x 54 x 25mm		45 x 54 x 25	45 x 54 x 25
Application	Ethernet 100Mbit/s	CAT6 Ethernet 1Gbit/s	CAT6 Ethernet 1Gbit/s + POE		Coaxial Lines	Coaxial Lines

©ACDC Dynamics

SURGE PROTECTION DEVICES


NU-230


KM20-1-275


KM20-2-275


KM20-4-275


BU1-4P 230V


BU1-1P 230V


BU1-2P 230V


Aux fitted

Surge Arrestors: Class 2 - DIN Rail Mounting

Code	No. of Poles	Imax (8/20µS)	In (8/20µS)	Up	Uc	Un	DIN Width	Aux	Flag Indication
NU-230	1P+N	5kA	-	≤ 1kV	275V	230V	1	N	N
KM20/1-275	1P	60kA	40kA	≤ 1.5kV	275V	230V	1	N	Y
KM20/2-275	1P+N	60kA	40kA	≤ 1.5kV	275V	230V	2	N	Y
KM20C/2-275	1P+N	60kA	40kA	≤ 1.5kV	275V	230V	2	Y	Y
KM20/4-275	3P+N	60kA	40kA	≤ 1.5kV	275V	230/400V	4	N	Y
KM20C/4-275	3P+N	60kA	40kA	≤ 1.5kV	275V	230/400V	4	Y	Y
BU1-1P 230V	1P	100kA	65kA	≤ 1.5kV	275V	230V	1.5	N	Y
BU1-2P 230V	1P+N	100kA	65kA	≤ 1.5kV	275V	230V	3	N	Y
BU1-4P 230V	3P+N	100kA	65kA	≤ 1.5kV	275V	230/400V	6	N	Y

Replacement Surge Protection modules: **KM20-40-M** (for **KM20***SPD at 40KA)
BU1-65-M (for **BU1***SPD at 65KA)

NEW





Surge Arrestor: Class 1+2 - DIN Rail Mounting

Code	No. of Poles	I imp (10/350µs)	Imax (8/20µs)	In (8/20µs)	Up	Uc	Un	DIN Width	Aux
USP2/2-275	1P+N	7kA	40kA	20kA	<1200V	275V	230V	2	N
USP2C/2-275	1P+N	7kA	40kA	20kA	<1200V	275V	230V	2	Y
USP2/4-275	3P+N	7kA	40kA	20kA	<1200V	275V	230V	4	N
USP2C/4-275	3P+N	7kA	40kA	20kA	<1200V	275V	230V	4	Y


LS-DB01


LS-DB03

DB Board System: Class 2 - IP65 Surface mount

Code	Description	Size H x W x D
Single Phase		
LS-DB01	1 Pole + N 230V 40kA Lightning Protection in surface mounting DB Board	210 x 143 x 100
Three Phase + N		
LS-DB03	3 Pole + N 230V(L-N) 40kA Lightning Protection in surface mounting DB Board	210 x 143 x 100


CB1

Surge Arrestor: Class 2 - Mini Rail Mounting

Code	No. of poles	Imax (8/20µS)	In (8/20µS)	Up	Uc	Un	DIN Width	Aux	Flag Indication
SASP-5KA	1	10kA	5kA	1200V	275V	230V	1	N	Y
SASP-15KA	1	30kA	15kA	1200V	275V	230V	1	N	Y

PV SURGE PROTECTION DEVICES


600V


1000V


1500V

Surge Arrestor for PV systems: Class 2 - c/w Flag Indication

For protection against lightning surge voltages in solar systems. It's recommended that protection is installed at both ends of the DC power supply line (solar panel side and inverter/converter side), especially if the line routing is external & long. High energy MOVs equipped with specific thermal disconnectors and related failure indicators.

Code	No. of Poles	Imax (8/20µS)	In (8/20µS)	Up	Ucpv	Uoc Max
SUP2-PV-600V	2	40kA	20kA	≤ 2.0kV	600VDC	600VDC
SUP2-PV-1000V	3	40kA	20kA	≤ 3.8kV	1000VDC	900VDC
SUP2-PV-1500V	3	40kA	20kA	≤ 5.0kV	1560VDC	1500VDC

Surge Arrestor for PV systems: Class 1+2 - c/w Flag Indication

Code	No of Poles	In (8/20µs)	Imax (8/20µS)	Iimp (10/350µS)	Up	Ucpv	DIN Width
SUP1+2-PV-1000V	3	20A	40kA	7kA	3.8kV	1000VDC	3

NEW

* Connection: 1-3, 2-3 / 1-2

©ACDC Dynamics

15A RSA PLUG TOPS WITH SURGE PROTECTION

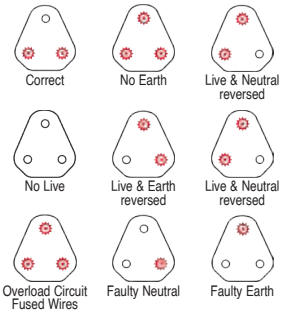



LP-600*

15A Mains Plug. 6500A Surge Protector. Protection between L-N, L-E and N-E. Plus wiring check.

NEW



LP-600-HS

15A Mains Plug. 16500A Surge Protector. L-N, LE and NE. Plus wiring check.



LP-601*

15A main surge protection without wiring check



LP-603*

15A dedicated plug Features same as **LP-600**



LP-604

13A British Standard with 6500 Amp Surge Protection

NEW

ADAPTORS











Code	HJ-2185	AR-21SP	LP-501-HS	BX-SK025C-SA	BX-SK026A-U
Description	1 x 16A SA 230V / 50Hz Peak Surge Current: 6kA	1 x SA & 1 x N-Type & 1 x Schuko c/w 6kA Surge Protection	1 x 16A SA + 1 x 2-Pin Euro I High Surge Current: 16kA	1x16A SA + 1x N-type c/w 6.5kA Surge protection	1x16A SA + 1x N-Type USB-A + USB-C: 5V/2.4A c/w 6.5kA Surge protection



HJ-2122



HS-2166B-SA

Combined Surge and Over/Under Voltage Protection

Code	Low Voltage Cut-off	High Voltage Cut-off	Delay	Surge Protection	Socket Outlet
HJ-2122-SA	185VAC (Fixed)	265VAC (Fixed)	180s	6.5kA	16A SA + 2-pin Euro
HJ-2166B-SA	150-210VAC (Adj.)	230-280VAC (Adj.)	1-999s (Adj.)	6.5kA	16A SA

PLUG-IN MAINS SURGE PROTECTION

Now with green LED to confirm that you are protected!



LP-502G

LP-501G
MAF1G



Plug-in types for home & small business

Description	Code (White) Standard	Code (Red) Dedicated
Mains Plug	LP-501G	DLP-501
Accepts any 15A plug top. Withstands surge currents up to 6500A		
TV Lightning Protector	LP-502G	DLP-502
Protects against surges on mains and lightning on the TV antenna. Withstands surge currents up to 6500A.		
Fax Lightning Protector	LP-503G	DLP-503
Protects both the mains power supply and telecoms. Suitable for fax, answering machines and modems. 6500A surge current protection.		
Computer Lightning Protector	LP-504G	DLP-504
In addition to surge protection, this unit provides more efficient cable management and power distribution for small business and home computer use. 6500A surge current protection.		

©ACDC Dynamics

NEW

LIGHTING SURGE PROTECTION IP65



GSPD1/S M995

SPD's for use in Lighting Applications (eg. Flood Lights, High Bays, Street Lights)

Code	No. of Poles	Imax (8/20µS)	In (8/20µS)	Up	Uc	Connection
GSPD1	2 Pole (3 wire)	20kA	10kA	1500V	120-277V	Parallel
GSPD1S	2 Pole (3 wire)	10kA	5kA	1500V	120-277V	Parallel
M995*	2 Pole (3 wire)	10kA	5kA	1000V	120-277V	Series

* Max Load Current = 3A - **NOTE:** Load will be disconnected when SPD reaches end of life



SPD Module



Receptacle

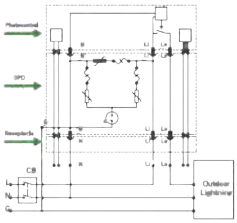

Receptacle Surge Protection

The Fast Plug-In surge protection module was designed for retrofit applications. It removes the surge protector from inside the fixture and positions it between the receptacle and the photocell making it replaceable and much easier to service. The 24" external ground wire attaches to the fixture, arm or pole and provides a ground path to shunt destructive surges and transients away from the fixture's sensitive electrical components.

Fast Plug-in SPD Code	Pin Config	Imax (8/20 µs)	In (8/20 µs)	Up	Uc	Connection	Grounded Receptacle Code
SD10P-277AE-4TC	3-Pin	25KA	10KA	1300V	277V	Series	SD10PUR-3L
SD10P-277AE-4TC	7-Pin	25KA	10KA	1300V	277V	Series	SD10PUR-7L

Applications: Highway & Street Lighting

Feature:
- Diagnostic Light
- Compatible with standard Photocells

Protection:
- Thermal Fusing, Gas Tube
- L-N, L-G, N-G protection (3 Mode Protection)
- UL 1449 Safety Standard

ECONOMY MAINS PROTECTION



LP1 & LP2 DIN Mounting



LP1-8
LP2-8

Economy Mains Protection - Indoors/Outdoors – Ideal for gate motors & LED Lights

Code	No. of Poles	Imax (8/20µS)	Clamping Voltage (Up)	Uc	Un	Response Time
LP1-8	1 Pole (2 wire)	5kA	710V	275V	230V	<20nS
LP2-8	2 Pole (3 wire)	5kA	710V	275V	230V	<20nS
LP1-65	1 Pole (2 wire)	40kA	710V	275V	230V	<25nS
LP2-65	2 Pole (3 wire)	40kA	710V	275V	230V	<25nS
LP1-40-4	1 Pole (2 wire)	40kA	1240V	680V	400V	<25nS
LP2-40-4	2 Pole (3 wire)	40kA	1240V	690V	400V	<25nS
LP1-40-5	1 Pole (2 wire)	40kA	1650V	950V	550V	<25nS
LP2-40-5	2 Pole (3 wire)	40kA	1650V	950V	550V	<25nS

SURGE PROTECTION FOR AV/TELECOMS

Antenna Surge Protection Device - 75Ω



Code	Working Frequency	Nominal Discharge 8/20µS
KA-F-450	400-500MHz	10kA
KA-F-900	800-1000MHz	10kA
KA-F-1800	1700-1900MHz	10kA

- Connector: F-connector
- Insertion loss: ≤0.3dB
- Transmission Power: 200W
- Size: 58L x Ø25.5mm

Co-axial Surge Protection Device - 75Ω



Code	Operating Voltage	Nominal Discharge 8/20µS
KS-BNC-10/3-5	5V	3kA
KS-BNC-10/3-12	12V	3kA

- Connector: BNC 75Ω
- Insertion loss: ≤0.5dB
- Transmission Rate: 10 Mbit/s
- Size: 42 x 25 x 25mm



Telecommunication Surge Protection Devices - Insertion loss: ≤0.5dB

Code	Operating Voltage	Nominal Discharge 8/20µS	Transmission Rate	Interface Type	Size (mm)
KS-RJ11-2/3-48	48V	3kA	2 Mbit/s	RJ11	70 x 25 x 25
KS-G3.81-2/3-48	48V	3kA	2 Mbit/s	Screw Term	59 x 25 x 25
KS-RJ45-100/3-12	12V	3kA	100 Mbit/s	RJ45	99 x 25 x 25

©ACDC Dynamics

SURGE PROTECTION

IMPROVED RATINGS



Metal Oxide Varistors – General Protection

For safeguarding sensitive equipment against voltage surges and stabilising higher DC voltages.

AC Voltage V_{RMS}	DC Voltage V_{DC}	Peak Current (8/20 µs) I_{max}	Clamping Voltage V_C	Dimensions Ø	Code
11V	14V	1kA	36V	13.5mm	**V11K10**
11V	14V	2kA	36V	17mm	**V11K14**
11V	14V	3kA	36V	24mm	**V11K20**
20V	26V	1kA	65V	13.5mm	**V20K10**
20V	26V	2kA	65V	17mm	**V20K14**
20V	26V	3kA	65V	24mm	**V20K20**
30V	38V	1kA	93V	13.5mm	**V30K10**
30V	38V	2kA	93V	17mm	**V30K14**
30V	38V	3kA	93V	24mm	**V30K20**
130V	170V	10kA	340V	24mm	**V130K20**
140V	180V	3.5kA	360V	13.5mm	**V140K10**
140V	180V	6kA	360V	17mm	**V140K14**
140V	180V	10kA	360V	24mm	**V140K20**

AC Voltage V_{RMS}	DC Voltage V_{DC}	Peak Current (8/20 µs) I_{max}	Clamping Voltage V_C	Dimensions Ø	Code
275V	350V	0.4KA	745V	7.5mm	**V275K5**
275V	350V	3.5kA	710V	13.5mm	**V275K10**
275V	350V	6kA	710V	17mm	**V275K14**
275V	350V	10kA	710V	24mm	**V275K20**
460V	615V	3.5kA	1 240V	13.5mm	**V460K10**
460V	615V	6kA	1 240V	17mm	**V460K14**
460V	615V	10kA	1 240V	24mm	**V460K20**
550V	745V	3.5kA	1 500V	13.5mm	**V550K10**
550V	745V	6kA	1 500V	17mm	**V550K14**
550V	745V	10kA	1 500V	24mm	**V550K20**
625V	825V	3.5kA	1 650V	13.5mm	**V625K10**
625V	825V	6kA	1 650V	17mm	**V625K14**
625V	825V	10kA	1 650V	24mm	**V625K20**

Metal Oxide Varistors – Lightning Protection

Poles	AC Voltage V_{RMS}	DC Voltage V_{DC}	Peak Current (8/20 µs) I_{max}	Clamping Voltage V_C	Dimensions	Code
1	140V	180V	8kA	360V	17.5W x 20.5H	**MYL14-221A**
1	275V	360V	8kA	710V	17.5W x 20.5H	**MYL14-431A**
1	140V	180V	15kA	360V	28Ø x 8.2	**MYL25-221A**
1	275V	360V	15kA	710V	28Ø x 9.3	**MYL25-431A**
1	460V	615V	15kA	1240V	28Ø x 11.2	**MYL25-751A**
1	620V	800V	15kA	1650V	28Ø x 12.4	**MYL25-102A**
1	140V	180V	25kA	360V	34Ø x 6.8	**MYL32-221A**
1	275V	360V	25kA	710V	34Ø x 7.9	**MYL32-431A**
1	460V	615V	25kA	1240V	34Ø x 9.8	**MYL32-751A**
1	620V	800V	25kA	1650V	34Ø x 11.2	**MYL32-102A**
1	275V	360V	40kA	710V	43Ø x 8	**MYL40-431B**
1	460V	615V	40kA	1240V	43Ø x 10	**MYL40-751B**
1	620V	800V	40kA	1650V	43Ø x 11	**MYL40-102B**
2	275V	360V	40kA	710V	43Ø x 11.4	**MYL40-431F**
2	460V	615V	40kA	1240V	43Ø x 16.3	**MYL40-751F**
2	620V	800V	40kA	1650V	43Ø x 19.9	**MYL40-102F**
1	275V	360V	70kA	360V	60Ø x 7.9	**MYL53-431B**
1	460V	615V	70kA	710V	60Ø x 9.8	**MYL53-751B**
1	620V	800V	70kA	1650V	60Ø x 11.2	**MYL53-102B**

MYL14



MYL25



MYL32



MYL40



1 Pole



2 Pole

MYL53



©ACDC Dynamics

EXTERNAL LIGHTNING PROTECTION

- Fast and easy to apply
- No scaffolding required for installation

U



A-3016R A-3000R A-3003A A-3003R A-2007U A-3318.8

Note connectable wire size: 1 x Ø 8-10mm

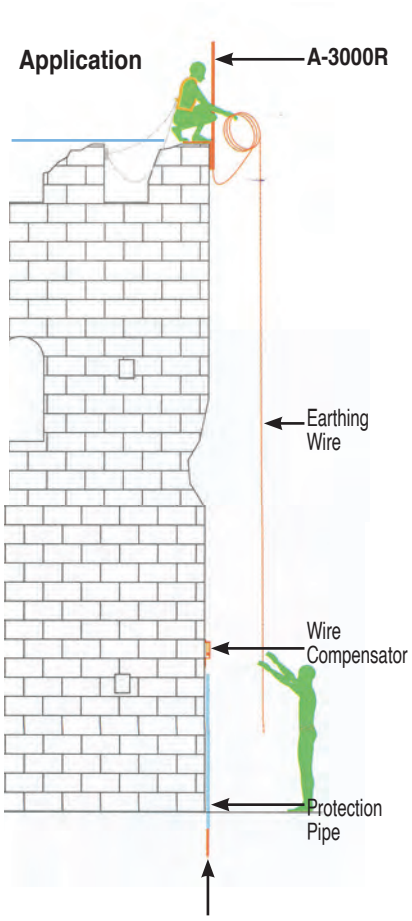

Code	Description	Material
A-3016R	Junction Bar with lightning rod Ø 14mm	Copper and stainless steel screws
A-3000R	L Junction Bar with lightning rod Ø 14mm	Copper and stainless steel screws
A-3003A	Wire Compensator for downlead with spring	Stainless Steel
A-3003R	Wire Compensator for downlead with spring	Copper and stainless steel screws
A-2007U	Tool for wire compensator adjustment	Steel
A-2006P	Protection Pipe for downlead	Ø 20mm for length of 2m polycarbonate
A-3318.8/M	Earthing wire Ø8mm, 50mm²/m	Soft Copper

Earthing Rods & Mats
(see page 10.13 & 10.14)

COPPER BRAIDS FOR EARTHING CONNECTIONS



Make your own Braided Connections

Nominal Current	Flat Plain Copper Braid 25m Coils	CSA (mm²)	Size (mm)	Crimp & Drill Kit	Bolt Size	Tinned Copper Lugs per 100
120A	E557040*	16	15 x 1.5	E558610	M6	E557180*
				E558640	M8	
150A	E557060*	25	23 x 1.5	E558620	M10	E557190*
250A	E557100*	50	28 x 3	E558630	M12	E557380*

* Add /1 to code for cut lengths * Add /1 to code for individual lugs



Ready Made Tinned Copper Braid

Code	Cross Section mm²	Hole Ø mm	L* mm	Max Current	Code	Cross Section mm²	Hole Ø mm	L* mm	Max Current
CR6-100	6	6.5	100	40A	CR16-250	16	8.5	250	120A
CR6-150	6	6.5	150	40A	CR16-300	16	8.5	300	120A
CR10-100	10	6.5	100	75A	CR25-150	25	10.5	150	150A
CR10-150	10	6.5	150	75A	CR25-200	25	10.5	200	150A
CR10-200	10	6.5	200	75A	CR25-250	25	10.5	250	150A
CR10-250	10	6.5	250	75A	CR35-150	35	10.5	150	195A
CR16-100	16	8.5	100	120A	CR35-200	35	10.5	200	195A
CR16-150	16	8.5	150	120A	CR35-250	35	10.5	250	195A

*Measured between hole centres

©ACDC Dynamics

EXTERNAL LIGHTNING PROTECTION



Earthing Mats see page 494

Earth Rods

250 Micron* Code	50 Micron Code	Description	Material
ER1216	ER1216/1	1.2m x M16 Earth Rod	Copper Plated Steel
ER1516	ER1516/1	1.5m x M16 Earth Rod	Copper Plated Steel
ER1816	–	1.8m x M16 Earth Rod	Copper Plated Steel
ER2416	–	2.4m x M16 Earth Rod	Copper Plated Steel
ER3016	–	3.0m x M16 Earth Rod	Copper Plated Steel

*SABS 1063/85 with copper electroplated to 250 Microns

Accessories

ERA01	Driving Cap	Case Hardened Steel
ERA02	Driving Tip	Case Hardened Steel
ERA03	Coupling	Brass
ERA04	70mm Clamp	Brass
ERA05	Driving Stud	High Tensile Steel



Lightning Conductors - works with TELE-TESTER-S3

Code	Description
SAT-3C-*	**SAT-3C** was designed combining the lightning conductor and its tester. The **SAT-3C** is equipped with an on-board transmitter using a standard frequency which transmits a signal every 90 seconds to confirm the correct operation of the lightning conductor's electronics, incl. the polarisation of the tips.
	*Add triggering advance value to code **25, 45, 60** See table for selection.
TELE-TESTER-S3	**SAT-3C** can be tested remotely, via radio signals. The **TeleTester-S3** receives the information transmitted by **SAT-3C** and emitts an audible signal confirming the installation is fully functional.

Order Information

△ T(µs)	Description	TIP Height
25	25µs triggering advance	2.0m
45	45µs triggering advance	2.03m
60	60µs triggering advance	2.06m

Lightning Conductors - works without TELE-TESTER-S3

Code	Description
SAT-G2-*	The **SAT-G2-*** is an Early Streamer Emission lightning conductor, known as a Zonal protector. In the event of descending lightning, a built-in triggering-device generates high-tension pulses at the conductor tip, protecting your structure from a lightning strike.
	*Add triggering advance value to code **25, 45, 60** See table for selection



Stainless Steel



Lightning Strike Counter IP65

Code	Description
CCF4045	The **CCF4045** lightning strike counter mounting is made in parallel on the down conductor with the help of two tightening clamps and 4 screws. Its protection level of **IP65** makes it particularly suited to aggressive environments and extreme weather conditions. Records each strike between 0.4kA - 150kA

Calculation of Protected Areas

The radius of protection (Rp) of a Duval depends on the initiation advance (△T) of the Duval on the levels of protection I, II, III, calculated according to the lightning risk assessment and the height (h) of the lightning conductor over the area to be protected (minimum height = 2m).

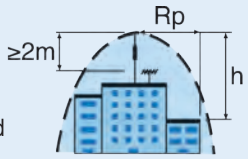

Rp : radius of protection in a horizontal plane located at a vertical distance h from the Duval tip
h : height of the Duval tip above the surface(s) to be protected
D : standardised striking distance
△L = 10°. △T (initiation advance)
Rp = $\sqrt{h\,(2D-h)} + \triangle L\,(2D + \triangle L)$ (for h ≥ 5m)
For h < 5m, see the radius of protection table opposite
△T = initiation advance measured during efficiency tests

Duval Radius of Protection

Level of protection	I (D = 20m)			II (D = 45m)			III (D = 60m)		
△ T	25	45	60	25	45	60	25	45	60
h(m)	Radius of protection RP(m)								
2	19	25	32	25	32	40	28	36	44
3	28	38	48	38	48	59	42	57	65
4	38	51	64	50	65	78	57	72	87
5	48	63	79	63	81	97	71	89	107
6	48	63	79	64	81	97	72	90	107
8	49	64	79	65	82	98	73	91	108
10	49	64	79	66	83	99	75	92	109
15	50	65	80	69	85	101	78	95	111
20	50	65	80	71	86	102	81	97	113
45	50	65	80	75	90	105	89	104	119
60	50	65	80	75	90	105	90	105	120

©ACDC Dynamics

THERMEXWELD EXOTHERMIC WELDING

Thermexweld Exothermic Connections

- Will carry more current than the parent conductor
- Are permanent
- Will not loosen
- Will not corrode
- No external power source required






	Mould	Cable	Mould Code	Weld Metal Code	Tool Kit Code	Handle Clamp Code
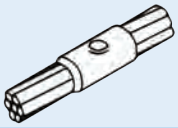	Straight	50m²	SS1-M-C9	CU65 (Suitable for 10 Joints)	T-436	T110
		70m²	SS1-M-C11	CU65 (Suitable for 10 Joints)	T-436	T110
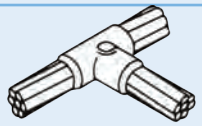	Tee	50m²	SS2-M-C9	CU65 (Suitable for 10 Joints)	T-436	T110
		70m²	SS2-M-C11	CU90 (Suitable for 10 Joints)	T-436	T110
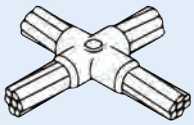	Cross	50m²	SS3-M-C9	CU90 (Suitable for 10 Joints)	T-436	T110
		70m²	SS3-M-C11	CU115 (Suitable for 10 Joints)	T-436	T110
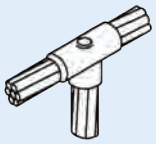	Tee On Earth Rod M16	50m²	SE2-M-C9:D	CU90 (Suitable for 10 Joints)	T-436	T110
		70m²	SE2-M-C11:D	CU115 (Suitable for 10 Joints)	T-436	T110

Tool Kit common to all joint types
(Tool Kit includes: tool box, handle clamp, crucible scraper, conductor brush, mould cavity brush & flint igniter)
Many more configurations are available on request

CONDUCTIVE EARTHING EQUIPMENT



Conductive Earthing Compound - Concrete

Code	Description
E175	25kg Conductive earthing compound (concrete)

- Reduces soil resistivity
- Improves earth electrode contact with soil
- Improves grounding earth resistance
- Traps moisture. Will not leach out over time

For Earth Rods & Lighting Conductors
see pg 275

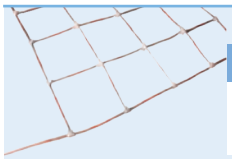

Earth Mats

Code	Description
E-100	Standard earth mat (1m x 1m x 2m tail) 250mm grid in 70mm² BCEW

For custom made earth mats. Please provide our sales team with the following information:
• Conductor size • Tail length • Grid spacing



Earth Bar

Code	Description
EB25568	Manufactured from HC red copper bar, mounted on dumpy insulators with earth connection holes drilled. (6 holes). (W) 25mm x (t) 5mm x (D) 8mm x (L) 250mm



Copper Tape Conductor - per meter

Code	Description
C-150	25 x 3mm HC Annealed Copper Tape
C-152	50 x 3mm HC Annealed Copper Tape



Earth Clamp - M16 Earth Rod to Cable/Tape

Code	Description
Q-101	Light duty for 25 - 70mm² / 25 x 3mm
Q-102	Heavy duty for 25 - 90mm² / 30 x 3mm


Q-180


Q-190

Waterproofing

Code	Description
Q-180	Lectro-Paste - Moisture Displacing & Corrosion Inhibiting Paste - 500g Bucket
Q-190	Lectro-Tape - Cloth/Petrolatum Tape 50mm x 10m Roll



Copper Earthing Strap

Code	Description	Length
CUS-10*	12 x 0.4 with 7mm Ø holes	10m roll

*Add cut length to code: /**5m**

SURGE & NOISE PROTECTION

©ACDC Dynamics

LINE FILTERS

Circuit Diagrams

High performance filter

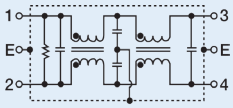



DL-3T1

General Purpose

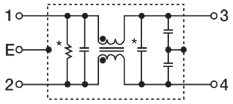



DL-30D1

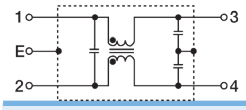



DL-1DZ210

NEW DL-6DZ2

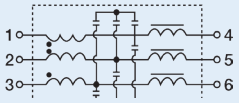



DL-5EBK5

Line Filters for EMI/EMC (Noise)

Code	Rated Current	Test Voltage AC (V) One Minute, Line to Earth	Insulation Resistance (M Ω)500V DC One Minute, Line to Earth	Leakage Current 250V-60Hz	Loss (V)
1 Phase 250V L + N + E					
DL-3T1	3A	1 500	≥300	≤0.5mA	3W
DL-10D1	10A	1 500	≥300	≤0.5mA	≤1.0
DL-20D1	20A	1 500	≥300	≤0.5mA	≤1.0
DL-30D1	30A	1 500	≥300	≤0.5mA	≤1.0
DL-50D3	50A	2 000	≥300	0.8mA	≤1.0
DL-100D3	100A	2 000	≥300	1.0mA	≤1.0
DL-150D3	150A	2 000	≥300	1.0mA	≤1.0
DL-6DX36	6A	1 500	≥300	≤0.5mA	≤1.5
DL-1DZ210	1.0A	1 500	≥300	≤0.5mA	≤1.0
DL-3DZ210	3A	1 500	≥300	≤0.5mA	≤1.0
DL-6DZ2	6A	1 500	≥300	≤0.5mA	≤1.0
3 Phase 400V 3P+E					
DL-5EBK5	5A	2 000	≥300	≤1.0mA	≤1.5
DL-10EBK5	10A	2 000	≥300	≤1.0mA	≤1.5
DL-25EBK5	25A	2 000	≥300	≤1.0mA	≤1.5
DL-35EBK5	35A	2 000	≥300	≤1.0mA	≤1.5
DL-50EBK5	50A	2 000	≥300	≤1.0mA	≤1.5

Temperature Rise ≤30°C
Operating Temperature: -25 ~ +85°C

ETRF400



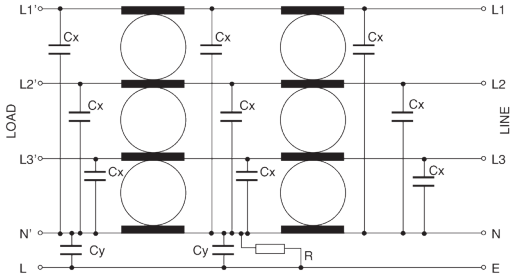

Line Filters for EMI/EMC (Noise)

Code	Rated Current	Earth Leakage Min	Earth Leakage Max	Power Loss	Dimensions L x W x H
3 Phase with Neutral 480V 3P+N+E					
ETRF4016-MHU	16A	0.05mA	14mA	12W	308 x 60 x 142mm
ETRF4030-MHU	30A	0.05mA	28mA	26W	308 x 70 x 172mm
ETRF4042-MHU	42A	0.05mA	28mA	35W	308 x 70 x 172mm
ETRF4055-MHU	55A	0.05mA	28mA	46W	384 x 80 x 172mm
ETRF4075-MHU	75A	0.05mA	40mA	34W	427 x 80 x 185mm
ETRF4100-MHU	100A	0.05mA	40mA	38W	436 x 90 x 220mm
ETRF4130-MHU	130A	0.05mA	130mA	39W	542 x 200 x 160mm
ETRF4180-MHU	180A	0.05mA	130mA	42W	542 x 200 x 160mm



DMAF1



MAF1G

16A Mains Filter

Code	Description
DMAF1	Mains Filter Plug (RFI/EMI Filter) Red Box
MAF1G	Mains Filter Plug (RFI/EMI Filter) Grey Box

Features

High quality low pass line filter, provides protection against lightning transients, radio frequency and electrical noise.
Max Load Current: 10A.
Surge Current Protection: 6500A.
RFI Attenuation: –50dB to –65dB over the range 100KHz-50MHz.

©ACDC Dynamics



INSTRUMENTS & TELEMETRY

11

Our Instruments and Telemetry section offers a comprehensive range of cutting-edge technologies designed to enhance data collection and analysis across various industries. From precision sensors to advanced telemetry systems, we provide solutions that empower accurate monitoring and informed decision-making.

PANEL METERS

Mechanical Running Hour Meters for LCD hour meters see page 1.39


SQ48R


SQ48RD


SQ72R/SQ96R


30A6B1


LA25F1


LFD23F1


LA24F1

Supply	48mm²	Economy DIN	72mm²	96mm²	DIN	48mm²	Round Bezel	3 Hole Bezel	Stirrup Mount
24VAC	SQ48R 24VAC	SQ48RD 24VAC	SQ72R 24VAC	SQ96R 24VAC	–	–	–	–	–
48VAC	SQ48R 48VAC	SQ48RD 48VAC	SQ72R 48VAC	SQ96R 48VAC	30A7B1	–	–	–	–
110VAC	SQ48R 110VAC	SQ48RD 110VAC	SQ72R 110VAC	SQ96R 110VAC	–	–	–	–	–
230VAC	SQ48R 230VAC	SQ48RD 230VAC	SQ72R 230VAC	SQ96R 230VAC	VP7474 230VAC	*LA25F1	*LFD23F1	*LA24F1	–
400VAC	SQ48R 400VAC	SQ48RD 400VAC	SQ72R 400VAC	SQ96R 400VAC	–	–	–	–	–
12-36VDC	–	–	–	SQ96R 12-36VDC	–	*LC37F1	*LC33F1	*LC34F1	*LC36F1
10-50/80VDC	SQ48R 10-80VDC	SQ48RD 10-80VDC	SQ72R 10-50VDC	SQ96R 10-50VDC	30D1B1	LD15F1	LFD13F1	LA14F1	–
110VDC	SQ48R 110VDC	SQ48RD 110VDC	SQ72R 110VDC	SQ96R 110VDC	30D4B1	–	–	–	–
90-460VAC	–	–	–	–	*30A6B1	–	–	–	–



Code	Description
BW-50	Bezel for 50 x 50mm²
BW-72	Bezel to change appearance from 48 to 72mm²

*** Special Supply Voltages
- * 90-264VAC
- * 4-36VAC/DC
- * 90-264 / 270-460VAC

Frequency Meters







	Pointer 230VAC			Reed 230VAC		Dual Reed 230VAC
45-55Hz	SQ48-HZ 45-55	SQ72-HZ 45-55	SQ96-HZ 45-55	SQ72-RDHZ	SQ96-RDHZ	SQ96-DHZ 45-55
45-65Hz	SQ48-HZ 45-65	SQ72-HZ 45-65	SQ96-HZ 45-65	–	–	–
Size	48mm²	72mm²	96mm²	72mm²	96mm²	96mm²

Power Factor Meter	Synchroscope Meter	Zero Voltmeter	Sequence Indicator
			
SQ96PF-5 400V+N	SQ72-SY 400V (3 Phase)	SQ96-ZV 230V	SQ72-SI 110-500V
	SQ96-SY 400V (3 Phase)	SQ96-ZV 400V	SQ96-SI 110-500V

Watt Meters (for 400V non balanced 3 Phase + neutral systems)



Code	Description
SQ96-KW5	Meter only, 5A Scale Plates to be ordered according to C/T Ratio

C/T Ratio	96mm² Scale Plate	C/T Ratio	96mm² Scale Plate
15/5A	SQ96SP-12KW	200/5A	SQ96SP-160KW
20/5A	SQ96SP-18KW	250/5A	SQ96SP-200KW
25/5A	SQ96SP-20KW	300/5A	SQ96SP-240KW
30/5A	SQ96SP-24KW	400/5A	SQ96SP-320KW
40/5A	SQ96SP-32KW	500/5A	SQ96SP-400KW
50/5A	SQ96SP-40KW	600/5A	SQ96SP-480KW
60/5A	SQ96SP-48KW	800/5A	SQ96SP-800KW
80/5A	SQ96SP-64KW	1000/5A	SQ96SP-1200KW
100/5A	SQ96SP-80KW	2000/5A	SQ96SP-1600KW
150/5A	SQ96SP-120KW	2500/5A	SQ96SP-2000KW

©ACDC Dynamics

AC PANEL METERS



SQ60 Ammeter



SQ72 Ammeter



Choice of coloured bezels for Ammeters & Voltmeters

For 96-72 Adaptor use **VJ4458**

Description	Range	⊙ 60 x 60	□ DIN 48 x 48	□ DIN 72 x 72	□ DIN 96 x 96
Ammeters					
Direct Reading	5A	SQ60-5AAC	SQ48-5AD	SQ72-5AD	SQ96-5AD
	10A	SQ60-10AAC	SQ48-10AD	SQ72-10AD	SQ96-10AD
	15A	SQ60-15AAC	SQ48-15AD	SQ72-15AD	SQ96-15AD
	20A	SQ60-20AAC	SQ48-20AD	SQ72-20AD	SQ96-20AD
	25A	SQ60-25AAC	SQ48-25AD	SQ72-25AD	SQ96-25AD
	30A	SQ60-30AAC	SQ48-30AD	SQ72-30AD	SQ96-30AD
	40A	–	–	SQ72-40AD	SQ96-40AD
	50A	–	–	SQ72-50AD	–
	60A	–	–	SQ72-60AD	–
CT Driven: (w/o scale plate)	5A	–	SQ48-5	SQ72-5	SQ96-5
	1A	–	SQ48-1	SQ72-1	SQ96-1
Scale Plates 100% overscale	1A	–	–	–	SQ96SP 1/1A
	5A	–	SQ48SP 5/*A	SQ72SP 5/*A	SQ96SP 5/*A
	10A	–	SQ48SP 10/*A	SQ72SP 10/*A	SQ96SP 10/*A
	15A	–	SQ48SP 15/*A	SQ72SP 15/*A	SQ96SP 15/*A
	20A	–	SQ48SP 20/*A	SQ72SP 20/*A	SQ96SP 20/*A
	25A	–	SQ48SP 25/*A	SQ72SP 25/*A	SQ96SP 25/*A
	30A	–	SQ48SP 30/*A	SQ72SP 30/*A	SQ96SP 30/*A
	40A	–	SQ48SP 40/*A	SQ72SP 40/*A	SQ96SP 40/*A
	50A	–	SQ48SP 50/*A	SQ72SP 50/*A	SQ96SP 50/*A
	60A	–	SQ48SP 60/*A	SQ72SP 60/*A	SQ96SP 60/*A
	75A	–	SQ48SP 75/*A	SQ72SP 75/*A	SQ96SP 75/*A
	80A	–	SQ48SP 80/*A	SQ72SP 80/*A	SQ72SP 80/*A
	100A	–	SQ48SP 100/*A	SQ72SP 100/*A	SQ96SP 100/*A
	125A	–	SQ48SP 125/*A	SQ72SP 125/*A	SQ96SP 125/*A
	150A	–	SQ48SP 150/*A	SQ72SP 150/*A	SQ96SP 150/*A
	200A	–	SQ48SP 200/*A	SQ72SP 200/*A	SQ96SP 200/*A
	250A	–	SQ48SP 250/*A	SQ72SP 250/*A	SQ96SP 250/*A
	300A	–	SQ48SP 300/*A	SQ72SP 300/*A	SQ96SP 300/*A
	400A	–	SQ48SP 400/*A	SQ72SP 400/*A	SQ96SP 400/*A
	500A	–	SQ48SP 500/*A	SQ72SP 500/*A	SQ96SP 500/*A
	600A	–	SQ48SP 600/*A	SQ72SP 600/*A	SQ96SP 600/*A
	750A	–	SQ48SP 750/*A	SQ72SP 750/*A	SQ96SP 750/*A
	800A	–	SQ48SP 800/*A	SQ72SP 800/*A	SQ96SP 800/*A
	1000A	–	SQ48SP 1000/*A	SQ72SP 1000/*A	SQ96SP 1000/*A
	1200A	–	–	SQ72SP 1200/*A	SQ96SP 1200/*A
	1500A	–	–	SQ72SP 1500/*A	SQ96SP 1500/*A
	1600A	–	–	SQ72SP 1600/*A	SQ96SP 1600/*A
	2000A	–	–	SQ72SP 2000/*A	SQ96SP 2000/*A
	2500A	–	–	SQ72SP 2500/*A	SQ96SP 2500/*A
	3000A	–	–	SQ72SP 3000/*A	SQ96SP 3000/*A
	4000A	–	–	SQ72SP 4000/*A	SQ96SP 4000/*A
* Replace with '**5**' for 5A CT ratio or '**1**' for 1A CT ratio					
Colour Bezels	–	–	–	SQ72B-*	SQ96B-*
*Add colour to code: ● **R** *(Red)*, ○ **WH** *(White)*, ● **BL** *(Blue)*, ● **BK** *(Black)*					

Voltmeters



SQ72 Voltmeter

Description	Range	□ DIN 48 x 48	□ DIN 72 x 72	□ DIN 96 x 96
For 110/120V Monitoring	150V	SQ48-150VAC	SQ72-150VAC	SQ96-150VAC
For 220/240V Monitoring	300V	SQ48-300VAC	SQ72-300VAC	SQ96-300VAC
For 380/415 Monitoring	500V	SQ48-500VAC	SQ72-500VAC	SQ96-500VAC
For 525V Monitoring	600V	–	SQ72-600VAC	SQ96-600VAC
500V Meter with Red Line on 230V/400VAC			SQ72-500VACR	SQ96-500VACR
1000V Excluding **VT-25VA 1000/300VAC Transformer**			SQ72-1000VAC	

©ACDC Dynamics

MAXIMUM DEMAND AMMETERS



SQ96-MD/5



Meter shown with optional coloured bezel

SQ96-M/5

• Time delay 15 mins • 120% overscale

Description	Code 96 x 96	Code 72 x 72
Max. demand ammeter c/w terminal shroud & black bezel, w/o scale plate: Combination Max. demand & instantaneous ammeter (3 Needle)	SQ96-MD/5	SQ72-MD/5
Max. demand ammeter (w/o instantaneous - 2 Needle)	SQ96-M/5	SQ72-M/5
Coloured bezel, if required red/white/blue (*specify colour with order)	SQ96B-*	SQ72B-*
Scale Plate		
For combination MD ammeter	SQ96MDSP*	SQ72MDSP*
For max. demand ammeter (w/o instantaneous)	SQ96MSP*	SQ72MSP*

*Add ratio from range below (e.g **SQ96MDSP 1600/5A**)

40/5A	80/5A	150/5A	300/5A	600/5A	1000/5A	2000/5A
50/5A	100/5A	200/5A	400/5A	750/5A	1200/5A	2500/5A
60/5A	125/5A	250/5A	500/5A	800/5A	1500/5A	3000/5A

DC PANEL METERS & SHUNTS



SQ45



A

ST86



SQ72

Description	50 x 50 ø 45mm	60 x 60 ø 52mm	86 x 86 ø 60mm	DIN 72 x 72 67x67	DIN 96 x 96 92x92
Ammeters – Direct reading					
0-50mA	SQ45-50MA DC	–	–	–	–
3A	SQ45-3A	–	–	–	–
5A	SQ45-5A	–	–	SQ72-5ADC	SQ96-5ADC
10A	SQ45-10A	ST60-10ADC	–	SQ72-10ADC	SQ96-10ADC
15A	SQ45-15A	–	–	SQ72-15ADC	SQ96-15ADC
20A	SQ45-20A	ST60-20ADC	–	SQ72-20ADC	SQ96-20ADC
25A	SQ45-25A	–	–	SQ72-25ADC	SQ96-25ADC
30A	SQ45-30A	ST60-30ADC	–	SQ72-30ADC	SQ96-30ADC
40A	–	–	–	SQ72-40ADC	SQ96-40ADC
50A	–	–	–	SQ72-50ADC/D	SQ96-50ADC/D
50mV Shunt connected					
10A	–	–	–	SQ72-10ADC*	SQ96-10ADC*
15A	–	–	–	SQ72-15ADC*	SQ96-15ADC*
20A	SQ45-20A/50	–	–	SQ72-20ADC*	SQ96-20ADC*
30A	SQ45-30A/50	–	–	SQ72-30ADC*	SQ96-30ADC*
40A	–	–	–	SQ72-40ADC*	SQ96-40ADC*
50A	–	–	ST86-50A	SQ72-50ADC*	SQ96-50ADC*
75A	–	–	ST86-75A	SQ72-75ADC*	SQ96-75ADC*
100A	–	–	ST86-100A	SQ72-100ADC*	SQ96-100ADC*
150A	–	–	ST86-150A	SQ72-150ADC*	SQ96-150ADC*
200A	–	–	ST86-200A	SQ72-200ADC*	SQ96-200ADC*
300A	–	–	–	SQ72-300ADC*	SQ96-300ADC*
400A	–	–	–	SQ72-400ADC*	SQ96-400ADC*
500A	–	–	–	SQ72-500ADC*	SQ96-500ADC*
600A	–	–	–	SQ72-600ADC*	SQ96-600ADC*
800A	–	–	–	SQ72-800ADC*	SQ96-800ADC*
1000A	–	–	–	SQ72-1000ADC*	SQ96-1000ADC*
Voltmeters				*Add 50mV to code	
15V	SQ45-15VDC	–	–	SQ72-15VDC	SQ96-15VDC
30V	SQ45-30VDC	–	–	SQ72-30VDC	SQ96-30VDC
50V	SQ45-50VDC	–	–	SQ72-50VDC	SQ96-50VDC
60V	–	–	–	SQ72-60VDC	SQ96-60VDC
150V	–	–	–	SQ72-150VDC	SQ96-150VDC
300V	–	–	–	SQ72-300VDC	SQ96-300VDC
500V	–	–	–	SQ72-500VDC	SQ96-500VDC
600V	–	–	–	SQ72-600VDC	SQ96-600VDC

©ACDC Dynamics

CURRENT TRANSFORMERS

Current Transformers 600V Class 1

DIN and Chassis Mount									
Type	Ring	Ring	Ring	Ring	Ring	Ring	Ring	Ring	Primary Wound
Hole Size	ID20mm	ID30mm	ID48mm	ID72mm	ID32mm	ID40mm	ID63mm	ID110mm	–
Bar Size	–	41 x 11mm	61 x 21mm	102 x 21mm	–	40 x 15mm	62 x 22mm	–	–

Primary Current	*Code 5A	*No of turns	VA	*Code 5A	VA	*Code 5A	VA	*Code 5A	VA	*Code 5A	VA	*Code 5A	VA	*Code 5A	VA	*Code 5A	VA
5A	**DS-55**	10T	2.5													**PW55**	2.5
10A	**DS-105**	10T	2.5													**PW105**	2.5
15A	**DS-155**	4T	2.5													**PW155**	2.5
20A	**DS-205**	3T	2.5													**PW205**	2.5
25A	**DS-255**	2T	2.5													**PW255**	2.5
30A	**DS-305**	1T	2.5													**PW305**	2.5
40A	**DS-405**	1T	2.5													**PW405**	2.5
50A	**DS-505**	1T	2.5	**DS1-505**	3					**MR1-505**	1.5						
60A	**DS-605**		2.5	**DS1-605**	3					**MR1-605**	2.0						
75A	**DS-755**		2.5	**DS1-755**	3					**MR1-755**	2.5						
80A	**DS-805**		2.5	**DS1-805**	3					**MR1-805**	2.5						
100A	**DS-1005**		2.5	**DS1-1005**	2.5					**MR1-1005**	1.5						
125A	**DS-1255**		2.5	**DS1-1255**	2.5					**MR1-1255**	3						
150A	**DS-1505**		2.5	**DS1-1505**	3					**MR1-1505**	5						
175A	**DS-1755**		2.5	**DS1-1755**	3					**MR1-1755**	5	**MR2-1755**	5				
200A	**DS-2005**		2.5	**DS1-2005**	3	**DS2-2005**	10			**MR1-2005**	7.5	**MR2-2005**	7.5				
250A	**DS-2505**		2.5	**DS1-2505**	3	**DS2-2505**	10			**MR1-2505**	10	**MR2-2505**	10				
300A				**DS1-3005**	3	**DS2-3005**	10			**MR1-3005**	15	**MR2-3005**	10	**BR1-3005**	10		
400A				**DS1-4005**	3	**DS2-4005**	10			**MR1-4005**	15	**MR2-4005**	15	**BR1-4005**	10		
500A				**DS1-5005**	3	**DS2-5005**	10					**MR2-5005**	15	**BR1-5005**	15	**BR3-5005**	10
600A				**DS1-6005**	3	**DS2-6005**	10	**DS3-6005**	15			**MR2-6005**	15	**BR1-6005**	15		
750A						**DS2-7505**	10	**DS3-7505**	15					**BR1-7505**	15		
800A						**DS2-8005**	15	**DS3-8005**	15					**BR1-8005**	15	**BR3-8005**	15
1000A						**DS2-10005**	15	**DS3-10005**	15					**BR1-10005**	20	**BR3-10005**	10
1200A								**DS3-12005**	15					**BR1-12005**	25	**BR3-12505**	15
1500A								**DS3-15005**	15							**BR3-15005**	15
1600A								**DS3-16005**	15							**BR3-16005**	15
2000A								**DS3-20005**	15							**BR3-20005**	30
2500A								**DS3-25005**	15							**BR3-25005**	30
3000A																**BR3-30005**	30
4000A																**BR3-40005**	30

*Above CT's are available with 1Amp Secondary. Replace Suffix '**5**' with '**1**' for order Code. *No of turns to be looped through CT Spare Feet for **DS** CT's: **DS-FEET**

©ACDC Dynamics

SPECIAL INSTRUMENT CT's



CT-5



MI-20 / MI-100

Special Output Current Transformers

Voltage CT's to be used with **VCT1** pg 1.5

Code	Input Amps	Output
CT-5	5A AC	0,4-4VAC
MI-20	20A AC	0,4-4VAC
MI-100	100A AC	0,4-4VAC
MI-500	500A AC	0,4-4VAC



Signaling CT's - Solid Core = SD: (H)62 x (L)89 x (W)27mm Split Core = SP: (H)63 x (L)100 x (W)32mm

Input Amps		0-5VAC Output Code	0-10VAC Output Code	4-20mA (Loop Powered) Code
0-10A, 20, 50A	Select on Unit	FCS521-SD-5V	FCS521-SD-10V	FCS521-SD-420E
0-100A, 150A, 200A	Select on Unit	FCS2151-SD-5V	FCS2151-SD-10V	FCS2151-SD-420E
0-10A, 20, 50A	Select on Unit	FCS521-SP-5V	FCS521-SP-10V	FCS521-SP-420E
0-100A, 150A, 200A	Select on Unit	FCS2151-SP-5V	FCS2151-SP-10V	FCS2151-SP-420E



MN1



MN2



LR1

Current Transducer (4-20mA Output), loop powered - 4-20mA (factory set).

Code	Input Amps	C/T ID	Busbar Size
MN1-*	50-300	32mm	–
*Add Current: **50A, 100A, 150A, 200A, 250A, 300A**			
MN2-*	100-750	40mm	40 x 15mm
*Add Current: **100A, 150A, 200A, 250A, 300A, 350A, 400A, 500A, 600A, 750A**			
LR1-*	750-2500	50mm	80 x 28mm
*Add Current: **750A, 1000A, 1500A, 2000A, 2500A**			
LR2-*	1000-2000	60mm	–
*Add Current: **1000A, 1500A, 2000A**			
LR3-*	1500-2500	90mm	–
*Add Current: **1500A, 2000A, 2500A**			



SCT-55
SCT-11



TARSD2/3/4

Summation Current Transformers

Code	Description	Burden	Class	Size
SCT-55	5 + 5 to 5A	10VA	0.5	117H x 100W x 50D
SCT-11	1 + 1 to 1A	10VA	1	117H x 100W x 50D
TARSD2	5 + 5 to 5A	6VA	0.5	DIN Mount (6 mod)
TARSD3	5 + 5 + 5 to 5A	6VA	0.5	DIN Mount (6 mod)
TARSD4	5 + 5 + 5 + 5 to 5A	6VA	0.5	DIN Mount (6 mod)



Metering CT - Class 0.5, 5A Secondary

Code	CTR-100/5	CTR-150/5	CTR-200/5	CTR-250/5	CTR-300/5
Primary	100A	150A	200A	250A	300A
VA	5VA	10VA	10VA	10VA	10VA
ID x OD x W (mm)	36 x 110 x 65	36 x 110 x 60	36 x 110 x 55	36 x 110 x 50	36 x 110 x 50

Code	CTR-400/5	CTR-500/5	CTR-600/5	CTR-800/5	CTR-1000/5
Primary	400A	500A	600A	800A	1000A
VA	10VA	10VA	10VA	10VA	10VA
ID x OD x W (mm)	57 x 125 x 50	57 x 125 x 50	57 x 125 x 40	57 x 125 x 45	57 x 125 x 45

DC SHUNTS



DC Shunts

Amps	Code 50mV	Code 60mV	Amps	Code 50mV	Code 60mV
10A	SH-10A/50	SH-10A/60	150A	SH-150A/50	SH-150A/60
15A	SH-15A/50	SH-15A/60	200A	SH-200A/50	SH-200A/60
20A	SH-20A/50	SH-20A/60	250A	SH-250A/50	SH-250A/60
30A	SH-30A/50	SH-30A/60	300A	SH-300A/50	SH-300A/60
40A	SH-40A/50	SH-40A/60	400A	SH-400A/50	SH-400A/60
50A	SH-50A/50	SH-50A/60	500A	SH-500A/50	SH-500A/60
60A	SH-60A/50	SH-60A/60	600A	SH-600A/50	SH-600A/60
75A	SH-75A/50	SH-75A/60	800A	SH-800A/50	SH-800A/60
100A	SH-100A/50	SH-100A/60	1000A	SH-1000A/50	SH-1000A/60

©ACDC Dynamics

SPLIT CORE CT's

NEW



Split Core CT(5A Secondary) - Direct clipping onto the cables I Rated voltage 660VAC

Code	AKH-150	AKH-200	AKH-250	AKH-300	AKH-400
Primary	150A	200A	250A	300A	400A
Class/VA	1/1VA	1/ 1VA	1/1.5VA	1/1.5VA	1/1.5VA
Window Size	24mm	24mm	24mm	24mm	36mm
Code	**AKH-500**	**AKH-600**	**AKH-700**	**AKH-800**	**AKH-1000**
Primary	500A	600A	700A	800A	1000A
Class/VA	1/1.5VA	0.5/2.5VA	0.5/2.5VA	0.5/5VA	0.5/10VA
Window Size(Ø ID)	50mm	50mm	50mm	50mm	50mm



Class 1 Split Core CT (5A Secondary)

Code	T010030R	T015030R	T020030R	T025080R	T030080R	T040080R	T050080R	T060080R
Primary	100A (CL3)	150A	200A	250A	300A	400A	500A	600A
VA	1.5VA			1.5VA	2.5VA		5.0VA	
Window Size	30 x 22mm			80 x 50mm				
Code	**T075100R**	**T080100R**	**T100100R**	**T120125R**	**T150125R**	**T200125R**	**T250125R**	**T300125R**
Primary	750A	800A	1000A	1250A	1500A	2000A	2500A	3000A
VA	5.0VA		7.5VA	10.0VA	15VA		20VA	15VA
Window Size	82 x 82mm		120 x 80mm		165 x 80mm			

WHILE STOCKS LAST



Compact Split Core CT (5A secondary) - Direct clipping onto cables

Code	ENS-AYC-32-100	ENS-AYC-32-125	ENS-AYC-32-150	ENS-AYC-32-200	ENS-AYC-32-250	ENS-AYC-32-300
Primary	100A	125A	150A	200A	250A	300A
Class / VA	3/1.5VA	3/2.5VA	3/3VA	3/3VA	3/3VA	1/2.5VA
Window Size	20 x 30mm					
Code	**ENS-AYC-44-400**		**ENS-AYC-44-500**		**ENS-AYC-44-600**	**ENS-AYC-44-800**
Primary	400A		500A		600A	800A
Class / VA	1 / 5VA					
Window Size	30 x 40mm					

VOLTMETER & AMMETER SWITCHES



AS34-A8



VS33-V2



CR0120016RT4

Description	Plate Marking	Code 16A Door Mount	Size (mm)	Code 12A Door Mount	Code 12A 22mm Hole Mount	Size (mm)
Ammeter Selector Switches						
3 Phase	O-R-S-T	**AS34-A8**	48 x 60	**CR0120022RT4**	**CR0120022GT4**	48 x 48
Voltmeter Selector Switches						
3 Phase	O-RS-ST-TR	**VS33-V2**	48 x 60	**CR0120016RT4**	**CR0120016GT4**	48 x 48
3 Phase + Neutral	TR-ST-RS-O-RN-SN-TN	**VS34-V5**	48 x 60	**CR0120018RT4**	**CR0120018GT4**	48 x 48

Gave



A7431100



A7461100



A7671100

TEC

Code	Description	Size (mm)
A7431100	Voltmeter switch 3 phase 16A phase to phase measurement. O, RS, ST, TR	48 x 48 x 50.5
A7461100	Voltmeter switch 3 phase 16A phase to neutral measurement. RN, SN, TN, O, TR, ST, RS	48 x 48 x 60.5
A7671100	Ammeter switch 3 phase 16A. O, R, S, T	48 x 48 x 50.5

©ACDC Dynamics

DIN AMMETER & VOLTMETERS

Size: All 2 DIN Module









RCO-1218D



RCO-1222D

DIN AC Ammeters

Type	Code	Description
5A	SQD-5A	Meter without Scale Plate
1A	SQD-1A	Meter without Scale Plate

Scale Plates

SQDSP-5/*, 10/*, 15/*, 20/*, 25/*, 30/*, 40/*, 60/*, 80/*, 100/*, 150/*, 200/*, 250/*, 300/*, 400/*, 500/*

*Replace with '**5A**' for 5A CT Ratio or '**1A**' for 1A CT Ratio

DIN AC Voltmeters

Type	Code
150V	SQD-150VAC
300V	SQD-300VAC
500V	SQD-500VAC

DIN DC Voltmeters

Type	Code
15VDC	SQD-15VDC
30VDC	SQD-30VDC
50VDC	SQD-50VDC
150VDC	SQD-150VDC

DIN AC Ammeters Direct

Type	Code
1A	SQD-1AAC
5A	SQD-5AAC
10A	SQD-10AAC
15A	SQD-15AAC
20A	SQD-20AAC
25A	SQD-25AAC
30A	SQD-30AAC

DIN DC Ammeters Direct

Type	Code
5A	SQD-5ADC
10A	SQD-10ADC
15A	SQD-15ADC
20A	SQD-20ADC
25A	SQD-25ADC
30A	SQD-30ADC
4-20mA (0 - 100% Scale)	SQD-20MA/100
4-20mA (0 - 10% Scale)	SQD-20MA/10

Frequency Meter

Code	Range	Volts
SQD-45/65HZ	45-65Hz	230V

DIN Mount Ammeters & Voltmeter Selector Switches

Code	Description
RCO-1218D	Voltmeter selector switch 7 position 3 Phase + N
RCO-1222D	Ammeter selector switch for 3CT's: Off, L1, L2, L3

H

DIGITAL DIN METERS





	AC Ammeter Direct	AC Voltmeter	Frequency
Code	DM-999AAC	DM-600VAC	DM-HZ
Range	C/T Ratio: 15/5, 25/5, 40/5, 60/5, 99.9/5, 150/5, 250/5, 400/5, 600/5 & 999/5A • Selectable by DIP switches	0 - 600VAC	1 - 199Hz Input Voltage: 40 - 600VAC
Accuracy	0.5%		
Supply	110/230VAC		

	DC Ammeter	DC Voltmeter	
Code	DM-999ADC	DM-100VDC	DM-300VDC
Range	15A, 25A, 40A, 60A, 99.9A, 150A, 250A, 400A, 600A, 999A/60mV • Selectable by DIP switches	0 - 100VDC	0 - 300VDC
Supply	230VAC		

©ACDC Dynamics

DIGITAL PANEL AMMETERS & VOLTMETERS

	LED Ammeter 1Ph	LCD Ammeter 1Ph		LCD Ammeter 3Ph+N
Accuracy: 0.5% True RMS Measurement				
Code	**MA12-CE-***	**MA201-***	**MA501-***	**MA2301-***
Size/Cut-Out	46 x 96mm / 48 x 92mm	72mm² / 67.5mm²	48mm² / 46.5mm²	72mm² / 67.5mm²
Display	4 Digit, 7 Segment LED	4 Digit, LCD, Backlit + Bargraph	4 Digit, LCD, Backlit + Bargraph	4 Digit, LCD, Backlit + Bargraph
Display Range	0 - 4960A	0 - 6200A	0 - 6200A	0 - 6200A
Resolution	0.001,0.01,0.1,1A (CT dependant)	0.001,0.01,0.1,1A (CT dependant)	0.001,0.01,0.1,1A (CT dependant)	0.001, 0.01, 0.1, 1A (CT dependant)
Input Range	50mA to 5A AC	50mA to 5A AC	50mA to 5A AC	50mA to 5A AC

* Add Supply Voltage to code: **115V** or **230V**

	LED Voltmeter 1Ph	LCD Voltmeter 1Ph	LCD Voltmeter 3Ph+N
Accuracy: 0.5% of full scale True RMS Measurement			
Code	**MV15-CE-***	**MV507-***	**MV2307-***
Size/Cut-Out	48 x 96mm / 46 x 92mm	48mm² / 46.5mm²	72mm² / 67.5mm²
Display	3 Digit, 7 Segment LED	3 Digit, LCD + Bargraph	3 Digit, LCD + Bargraph
Display Range	0 - 516 VAC	0 - 516 VAC	0 - 516 VAC
Resolution	1V	1V	1V
Input Range	50 - 480 VAC	50 - 480 VAC	50 - 480 VAC

* Add Supply Voltage to code: **115V** or **230V**

Ø22mm HOLE MOUNT PANEL METERS

	Voltage Display		AC Current Display	
22mm Hole Mounting				
Code	**AD16-22VS-*-****	**AD16-22VM-*-****	**AD16-22AS-A-****	**AD16-22AM-A-****
Face Size	28mm Square	28mm Round	28mm Square	28mm Round
Measurement	50-450VAC / 12-60VDC		0 - 100A, (c/w CT)	
Supply Voltage	*Add Supply Voltage to Code: **A** (50-450VAC), **D** (5-60VDC)			

Add Colour to Code: ● **R(Red), ● **G**(Green), ● **Y**(Yellow), ○ **W**(White), ● **B**(Blue)

	AC Frequency Display		AC Voltage & Current Display		AC Voltage, Current & Frequency Display
					 NEW
Code	**AD16-22HZS-***	**AD16-22HZM-***	**AD16-22VAS-***	**AD16-22VAM-***	**AD16-22VAHZS-***
Face Size	28mm Square	28mm Round	28mm Square	28mm Round	32mm
Measurement	45 - 90 Hz		50-500VAC / 0-100A, (c/w CT)		500-500V / 0-100A (c/w CT) / 0-80Hz
Supply Voltage	50-450VAC		50-500VAC		50-500VCA

* Add Colour to Code: ● **R**(Red), ● **G**(Green), ● **Y**(Yellow), ○ **W**(White), ● **B**(Blue)

©ACDC Dynamics

DIGITAL PANEL METERS

	AC Voltage Meter	AC Ampere Meter	DC Voltage Meter	DC Ampere Meter	Frequency Meter
Size: 48 x 48mm Cutout: 45 x 45mm					
Code	**DHC8P-VAC**	**DHC8P-AAC**	**DHC8P-VDC***	**DHC8P-ADC * ***	**DHC8P-HZ**
Display	999 (3 digit) 0.56 inch LED	999 (3 digit) 0.56 inch LED	999 (3 digit) 0.56 inch LED	999 (3 digit) 0.56 inch LED	3 digit 0.56 inch LED
Power Supply	100-240VAC/ DC	100-240VAC/ DC	100-240VAC/ DC or ***12 - 60VDC**	100-240VAC/ DC or ***12 - 60VDC** (Shunt 60mV)	100-240VAC/ DC
Input	Direct: 600V, 99.9V, 9.99V, Selectable	CT(5A), 5A, 10A, 15A, 20A, 30A, 40A, 50A, 60A,70A,80A, 90A, 100A, 200A, 300A, 400A, 500A, 600A, 700A, 800A, 900A, 999A, Selectable	Direct: 600V, 99.9V, 9.99V selectable	*Shunt **(50mV, 60mV, 150mV):** 5A, 10A, 15A, 20A, 30A, 40A, 50A, 60A, 70A, 80A, 90A, 100A, 150A, 200A, 300A, 400A, 500A, 600A, 700A, 800A, 900A, 999A, Selectable	0.2-400Hz
Accuracy	≤0.5% ± 1 digit (at 25°C)	≤0.5% ± 1 digit (at 25°C)	≤0.5% ± 1 digit (at 25°C)	≤0.5% ± 1 digit (at 25°C)	≤0.2% ± 1 digit (at 25°C)

	AC Voltage Meter	AC Ampere Meter	DC Voltage Meter	DC Ampere Meter
Size: 72 x 72mm Cutout: 68 x 60mm				
Code	**DHC7P-VAC**	**DHC7P-AAC**	**DHC7P-VDC***	**DHC7P-ADC * ***
Display	1999 (3½ digit) 0.8 inch LED	1999 (3½ digit) 0.8 inch LED	1999 (3½ digit) 0.8 inch LED	1999 (3½ digit) 0.8 inch LED
Power Supply	AC/DC: 100~240V≤4VA	AC/DC: 100~240V≤4VA	100-240VAC/ DC or ***12 - 60VDC**	100-240VAC/ DC or ***12 - 60VDC** (Shunt 60mV)
Input	Direct: 600V, 199.9V, 19.9V, 1.999V, Selectable ≤0.5% ± 1 digit (at 25°C)	Direct: 5A CT(5A), 10A, 15A, 20A, 50A, 100A, 150A, 200A, 500A, 1000A, 1500A, 1999A, Selectable	Direct: 600V, 199.9V, 19.99V, 1.999V, Selectable	*Shunt **(50mV, 60mV, 150mV)**: 5A, 10A, 15A, 20A, 50A, 100A, 150A, 200A, 500A, 1000A, 1500A, 1999A, Selectable
Accuracy	≤0.5% ± 1 digit (at 25°C)	≤0.5% ± 1 digit (at 25°C)	≤0.5% ± 1 digit (at 25°C)	≤0.5% ± 1 digit (at 25°C)

	AC Voltage Meter	AC Ampere Meter	DC Voltage Meter	DC Ampere Meter	Frequency Meter
Size: 48 x 96mm Cutout: 45 x 92mm					
Code	**DHC3P-VAC**	**DHC3P-AAC**	**DHC3P-VDC**	**DHC3P-ADC-***	**DHC3P-HZ**
Display Digit	1999 (3½ digit) 0.56" LED	1999 (3½ digit) 0.56" LED	1999 (3½ digit) 0.56" LED	1999 (3½ digit) 0.56" LED	3 digit 0.56" LED
Power Supply	AC/DC: 100~240V≤4VA	AC/DC: 100~240V≤4VA	100-240VAC/ DC	100-240VAC/ DC	AC/DC: 100~240V≤4VA
Input	Direct: 600V, 199.9V, 19.99V, 1.999V, Selectable	Direct (5A) CT(5A): 5A, 10A, 15A, 20A, 30A, 40A, 50A, 60A, 70A, 80A, 90A, 100A, 150A, 200A, 300A, 400A, 500A, 600A, 700A, 800A, 900A, 1000A, 1500A, 1999A selectable	Direct: 600V, 199.9V, 19.99V, 1.999V, Selectable	*Shunt **(50mV):** 5A, 10A, 15A, 20A, 50A, 100A, 150A, 200A, 500A, 1000A, 1500A, 1999A, Selectable	0.2-400Hz
Accuracy	≤0.5% ± 1 digit (at 25°C)	≤0.5% ± 1 digit (at 25°C)	≤0.5% ± 1 digit (at 25°C)	≤0.5% ± 1 digit (at 25°C)	≤0.1% ± 1 digit (at 25°C)

©ACDC Dynamics

DIGITAL AMMETERS & VOLTMETERS


EPM-4D-48


EVM-3S-48


EPM-4C-72


EVM-3C-96


EVM-R3C

Type	Supply Voltage	Code 48 x 96	Code 72 x 72	Code 96 x 96	Code DIN Mount 3m
Voltmeter *1-Phase* 10-600VAC	230VAC	**EVM-3-48 230V**	**EVM-3-72 230V**	**EVM-3-96 230V**	**EVM-R3 230V**
	110VAC	**EVM-3-48 110V**	**EVM-3-72 110V**	**EVM-3-96 110V**	**EVM-R3 110V**
Voltmeter *1-Phase with contact output**	230VAC	**EVM-3C-48 230V**	**EVM-3C-72 230V**	**EVM-3C-96 230V**	**EVM-R3C 230V**
	110VAC	**EVM-3C-48 110V**	**EVM-3C-72 110V**	**EVM-3C-96 110V**	**EVM-R3C 110V**
3 Phase Voltmeter (single display) 10-600VAC (L-L) 10-300VAC (L-N)	230VAC	**EVM-3S-48 230V**	**EVM-3S-72 230V**	**EVM-3S-96 230V**	**EVM-R3S 230V**
	110VAC	**EVM-3S-48 110V**	**EVM-3S-72 110V**	**EVM-3S-96 110V**	**EVM-R3S 110V**
Ammeter *1-Phase*	230VAC	**EPM-4D-48 230V**	**EPM-4D-72 230V**	**EPM-4D-96 230V**	**EPM-R4D 230V**
	110VAC	**EPM-4D-48 110V**	**EPM-4D-72 110V**	**EPM-4D-96 110V**	**EPM-R4D 110V**
Ammeter *1-Phase with contact output**	230VAC	**EPM-4C-48 230V**	**EPM-4C-72 230V**	**EPM-4C-96 230V**	**EPM-R4C 230V**
	110VAC	**EPM-4C-48 110V**	**EPM-4C-72 110V**	**EPM-4C-96 110V**	**EPM-R4C 110V**

- True RMS measurement
- Non-flammable enclosure
- Programmable current transformer ratio (5-10,000/5A)
- Ammeters are CT-Driven with 5A ratio
- Class 1%

* Meters have a set point and contact output (1NO, 5A). Can be programmed for over or under voltage or current


EPM-34


EVM-35

3 Phase Ammeters & Voltmeters - 96 x 96mm

Code	Description
EPM-34	3 Phase Programmable Ammeter. CT...../5A and ...../1A. Dual Demand Function (Time: 0-60sec or 0-60min for Max Current Demand Display). Class 0.5%. Supply Volts: 24 - 250VAC/DC
EVM-35	3 Phase Voltmeter. L-L & L-N. Class 0.5% Measurement Voltage: 0-600VAC. Supply Volts: 24 - 250VAC/DC

POWER FACTOR METER



Digital Power Factor Meter

Code	Size	Operating Voltage	Accuracy	CT-Ratio	Range	Display
ECR-3-72	72 x 72	230VAC ±10%	±2° ±1 digit	.../5A	0.00-0.99	4-digit 14.2mm high
ECR-3-96	96 x 96	230VAC ±10%	±2° ±1 digit	.../5A	0.00-0.99	4-digit 14.2mm high

- Inductive or capacitive load indication
- Non-flammable enclosure
- Flush mounting with rear terminals

DIGITAL DC PANEL METERS


DCV-10


DCA-10

Digital DC Voltmeters - 48 x 96mm

Code	Input/Measurement	Supply Voltage	Accuracy	Sampling Rate
DCV-10*	0 - 200VDC	85 - 265VAC/DC	0.5% ±1 Digit	1 - 600s
DCV-11*	0 - 50VDC	10 - 56VAC/DC	0.5% ±1 Digit	1 - 600s
Digital DC Ammeters - 48 x 96mm				
DCA-10*	0 - 10 000A Shunt Connected* (50mV - 150mV)	85 - 265VAC/DC	0.5% ±1 Digit	1 - 600s
DCA-11*	0 - 10 000A Shunt Connected* (50mV - 150mV)	10 - 65VAC/DC	0.5% ±1 Digit	1 - 600s

*Add **C** to code for relay contact output.

* For DC Shunts see page 11.5

©ACDC Dynamics

DIGITAL MULTIMETERS 3 PHASE

Suitable for 3-Phase
400VAC Applications

NEW





EMM-3VA/U3VA



EMM-UD3VA

Code	EMM-04CS	EMM-04C	EMM-04	EMM-3VA	EMM-U3VA	EMM-UD3VA
Size		96 x 96		96 x 96	72 x 72	DIN (3M)
3PH Voltage (L-L / L-N)	✔	✔	✔	✔	✔	✔
3PH Current	✔	✔	✔	✔	✔	✔
Cos Ø	✔	✔	✔	-	-	-
Hz (Frequency)	✔	✔	✔	✔	✔	✔
I neutral	✔	✔	✔	-	-	-
Max Demand	✔	✔	✔	✔	✔	✔
Max. Values Display	✔	✔	✔	✔	✔	✔
Min. Values Display	✔	✔	✔	✔	✔	✔
Alarm Contact (5A)	✔	✔	-	-	-	-
Under/Over Volatge Protection	✔	✔	-	-	-	-
Under/Over Current Protection	✔	✔	-	-	-	-
Under/Over Frequency	✔	✔	-	-	-	-
Protection	✔	✔	-	-	-	-
Phase sequence Protection	✔	✔	-	-	-	-
Resettable / Total Run Hour	✔	✔	✔	-	-	-
5A CT-Driven	✔	✔	✔	✔	✔	✔
Flush Mount	✔	✔	✔	✔	✔	-
Modbus(RS485) Communication	✔	-	-	-	-	-
Supply Voltage		100-270VAC/DC			220-240V ± 20%	

DIGITAL PANEL METERS

Creating Best Value



Functions

- 3Ph Voltage (L-N / L-L - Individual or Average)
- 3Ph Current (Individual or Average)
- Frequency
- Run Hour (Hour - Mins)
- RPM
- Programmable CT Primary, PT Primary & PT Secondary

Multi-Function Meter (Size 96 x 96mm)

Code	VAF36A-*
Display	LCD with backlight. 3 Rows of 3 digits, Bar Graph
Input Type	3Ph 3 wire, 3Ph 4 wire
Input Voltage	11-300VAC Phase to Neutral, 19-519VAC Phase to Phase
Frequency	50 or 60Hz
Resolution	Current: 0.01, 0.1, 1 A/kA. Voltage: 0.1 V / kV (Depending on CT) RPM: 0.1 Run Hour: ± 0.1 hr
Accuracy	• Voltage: ± 0.5% of F.S. ± 2 Digit • Current: ± 1% of F.S. ± 2 Digit • Frequency: ± 0.1Hz ± 1 Digit • Run Hour: ± 1%. • RPM: ± 0.5%
CT Primary	5A to 10 000A (Programmable for any value)
CT Secondary	5A fixed (External CT must be connected for current >5A)
PT Primary	100V - 500kV (Programmable for any value)
PT Secondary	100V - 500V (L-L)
Supply Voltage	230VAC, ± 20% (50/60Hz) / 110VAC, ± 20% (50/60Hz)
Display Scrolling	Automatic / Manual

* Add Supply Voltage to code: **115V, 230V**

©ACDC Dynamics

DIGITAL PANEL METERS

DPM48M



DPM42RPM



DPM48TOT



Digital Panel Meters 48 x 96 - *Now with set point option*

Code	Type	Digit	Input Range	Display
DPM48M*	Process[1]	3.5	4 - 20mA [1]Specify calibration settings required	
DPM48M4*	Process[1]	4	4 - 20mA [1]Specify calibration settings required	
DPM48M-1*	%	3.5	4-20mA	0 - 100%
DPM48RPM	RPM	4	NAMUR auto ranging 6 to 6000 rpm (M/m) 2 or 3 wire proximity, contact or voltage input	
DPM48TOT*	Totaliser	6	6 Digit Up/Down Totaliser	

*Specify supply voltage: AC – **24V**, **110V** or **230V**, DC – **12V**, **24V** or **110V**.
For 110VDC or 220VDC power supply add Code **DPM-2**
Add suffix **-S** for set point and if for alarm purposes, specify if High or Low



Programmable DC Ammeter or Process Meter • Size 48 x 96mm

• Decimal point selectable by DIP SW 1999, 19.99, 199.9
• Display reading set by user. (Trim Pot) • Accuracy CL 0.5

Code	Digit	DC Input	*Display
2RCTD48.4D*	4	1mA, 5mA, 2mA, 10mA 4-20mA, 5A	V, A, %, KA, Hz, C, RPM, kW, M/MIN, BAR, m/sec, kg *Labels supplied to suit function

*Add voltage to code: **230VAC, 110VAC, 24VDC, 24VAC**



Programmable DC Ammeter or Process Meter

• Size 48 x 96mm • Accuracy CL 0.5 • Decimal point & range adjustable

Code	Description
DHC3P-SVA1	Input: 4-20mA, 0-20mA, 0-1V, 0-5V, 1-5V, 0-10V, 0-200mV Supply: 110-240VAC/DC 2.5VA Output: 0-12-24VDC
DHC3P-SVA2	As **DHC3P-SVA1** with 4-20mA Re-transmission output
DHC3P-SVA3	As **DHC3P-SVA1** with high & low relay alarm output. N/O.

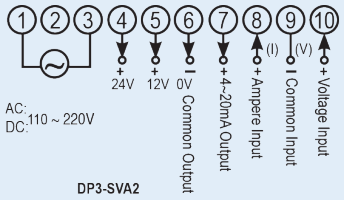



Universal Digital Display - 100mm

Code	Input	4-Digit Display
DPM100-A	4 - 20mA	0 - 100%
DPM100-V	0 - 600VAC	0 - 600VAC
DPM100-C	24hr clock (c/w optional ambient temperature display)	-

Size 400(L) x 195(H) x 80(D)mm
Supply 230VAC

Standard units supplied powder coated white. Various finishes and input / display options are available (e.g. 304 stainless steel 6-Digit display). Please contact our sales team with your requirements.
Input Options: 4-20mA, 0-10VDC, 0-600VAC, 0-600VDC, J/K/PT100 Probe, NAMUR/NPN/PNP Proximity.

Programmable AC Ammeters or AC Voltmeters

Size (mm)		48 x 48	72 x 72
FRER			
Code		**ID48EA-G**	**ID72EA-G**
Input Range	Amps AC	0-5A(1)	0-5A(1)
	Volts AC	0-600V	0-600V
Display	Digits	3 + Zero	3 + Zero
	LED Height	10mm	14mm
Supply		115/230V	115/230V

Features

- Accuracy: CL 0.5
- Continuous O/L: 2In, 1.2Vn
- Instant O/L: 10In, 2Vn
- Refresh: 2 per second
- Over Range: Flashing LED
- Power Supply: 3VA galvanic Isolation
- Fast on Terminals

(1)Programmable Set Point & CT Ratios

15.0	20.0	25.0	40.0	50.0	60.0	80.0	99.9
150	200	250	400	500	600	800	999
1500	2000	2500	4000	5000	6000	8000	9990

©ACDC Dynamics

EARTH FAULT / LEAKAGE RELAYS



Standard



ELX

GA Plus / ELX Earth Leakage/Fault Protection Relays - A unique feature of the GA Plus is the integrated ability to distinguish between Earth leakage and Earth fault routing trips to incoming circuit breaker rather than the fault level limited main circuit contactor. Pioneers of the harmonic suppression circuit,the GA Plus Earth Leakage protection relay relay enables more sensitive earth leakage protection of high kilowatt motors started direct-on-line as well as variable speed drive applications without nuisance tripping. The GA Plus comes fitted with an intergrated earth leakage test pushbutton connected to the test winding on the CBCT allowing one to test functionality of GA Plus and trip circuits. A latched 'contactor trip' change-over contact and only be reset by pressing the control panel mounted pushbutton.

Code	Type	Failsafe	Main Trip Contact	Supply Voltage	Panel Cut-Out (mm)
GA0-PLUS-*-000	Standard	No	Non-Latching	110/220VAC	134 x 74
GA0-PLUS-*-00D	Standard	No	Non-Latching	380/525VAC	134 x 74
GAA-PLUS-*-000	ELX	No	Non-Latching	110/220VAC	71 x 94
GAA-PLUS-*-00D	ELX	No	Non-Latching	380/525VAC	71 x 94

*Add Leakage Current to Code: **0030**(30mA), **0250**(250mA), **0375**(375mA), **0500**(500mA), **1000**(1000mA)

Features

- Non fail-safe (Fail safe - Available on request)
- Earth Leakage Protection
- Earth Fault Protection
- Non-latching trip contact (Latching trip contact - Available on request)
- Instantaneous or IDMT curve selection
- Harmonic Supression
- Earth Leakage Test Pushbutton
- ELX - Same features as standard made to fit 71 x 94mm cutout

Contact Rating

Main Trip Contact: 6A@230VAC
3A@525VAC

*** Note: See below for Core Balance CT's**

Earth Fault Relays









Type	DIN Mount 70mm	Base Mount Internal CT	Panel Mount 96 x 96		Panel Mount 96 x 96 4 Digit Display
Code	**ELR-3C**†	Ø 35 mm **ELRC-1/35**	**ELR-1**†	***ELR-M2S**†	**ELR-8V**†
		Ø 60 mm **ELRC-1/60**	*With mechanical trip indicator and alarm relay*		*With mechanical trip indicator and alarm relay*
		Ø 80 mm **ELRC-1/80**			
		Ø 110 mm **ELRC-1/110**			
Output Relay	Trip only	Trip only	Trip only	Trip & Alarm	Trip Alarm
Supply Volts	110VAC/DC, 230/400VAC				110/230/400VAC or 110VDC or 24-48VAC/DC

- Selectable current threshold adjustable 0.025mA to 25A
- Trip delay adjustable 0.025 to 5 seconds
- Test pushbutton
- Reset pushbutton
- Relay output 5A @ 250VAC
- Standards IEC 255, IEC947.7

For motor protection, 75kW and above, time delay is always required.

† Select one CT below for use with one relay.

Toroidal Transformers

- supplied separate



Closed	Ø	Split-Type
CT-1/35	35mm	–
CT-1/60	60mm	**CTA-1/60**
CT-1/80	80mm	–
CT-1/110	110mm	**CTA-1/110**
CT-1/160	160mm	**CTA-1/160**
CT-1/210	210mm	**CTA-1/210**



The toroidal current transformer to be coupled to any of the above (†) marked relays. Has two separate windings: Test and monitor.

Earth Leakage Test Unit



Simulates earth leakage current. Suitable for use with any earth leakage device.

Code	FPR10*
* Add Test Current to Code:	
01 (30mA/110VAC)	**06** (30mA/230VAC)
02 (250mA/110VAC)	**07** (250mA/230VAC)
03 (375mA/110VAC)	**08** (375mA/230VAC)

©ACDC Dynamics

ELECTRICAL MULTIFUNCTION ANALYSERS



EMA-96



EMA-90



EMA-90H

Multifunction Meters







Input Range: 500V max

Size	96 x 96			96 x 96					72 x 72			DIN (3m)	
Code	EMA-96	EMA-90	EMA-90H	EMM-4	EMM-4H	EMM-4HP	EMM-4HP485	EMM-4HP485A	EMM-U4H	EMM-U4HP	EMM-U4H485	EMM-UD3H	EMM-UD3HP
Voltage Inputs	Direct up to 750 Vmax or VT												
Voltage *V* (Σ, L1, L2, L3, L12, L23, L31)	✔	✔	✔	✔	✔	✔	✔	✔	✔	✔	✔	✔	✔
Current / (Σ, L1, L2, L3)	✔	✔	✔	✔	✔	✔	✔	✔	✔	✔	✔	✔	✔
Neutral Current (In)	✔	✔	✔										
Isolated Current Inputs (3 x 5A CT)	✔	✔	✔										
Power Factor *P.F.* (Σ, L1, L2, L3)	✔	✔	✔	✔	✔	✔	✔	✔	✔	✔	✔	✔	✔
Active Power *P* (Σ, L1, L2, L3-average-max)	✔	✔	✔	✔	✔	✔	✔	✔	✔	✔	✔	✔	✔
Reactive Power *Q* (Σ, L1, L2, L3-average-max)	✔	✔	✔	✔	✔	✔	✔	✔	✔	✔	✔	✔	✔
Apparent Power *S* (Σ, L1, L2, L3-average-max)	✔	✔	✔	✔	✔	✔	✔	✔	✔	✔	✔	✔	✔
Active & Reactive Energy Positive +Wh, +Varh (Σ, L1, L2, L3)	✔	✔	✔		✔	✔	✔	✔	✔	✔	✔	✔	✔
Active & Reactive Energy Negative +Wh, +Varh (Σ, L1, L2, L3)	✔	✔	✔		✔	✔	✔	✔	✔	✔	✔	✔	✔
Active & Reactive Energy subdivided in 4 time bands of 10 periods program (max 8 daily/hourly)			✔										
Frequency	✔	✔	✔	✔	✔	✔	✔	✔	✔	✔	✔	✔	✔
Total Harmonic Distortion THD In Volts (L1, L2, L3)	✔	✔	✔										
% THD in current (L1, L2, L3)	✔	✔	✔										
Numerical Harmonic Analysis			✔										
Graphic Harmonic Analysis visible directly on display			✔										
Temperature & phase sequence	✔	✔	✔										
Additional Inputs Parameters	✔	✔	✔										
Internal Clock Calendar	✔	✔	✔										
Graphic Visualisation		✔	✔										
Maximum instantaneous values (I, ΣP, ΣS)	✔	✔	✔	✔	✔	✔	✔	✔	✔	✔	✔	✔	✔
Average Values (avg) I1, I2, I3, ΣP, ΣQ, ΣS, ΣP.F	✔	✔	✔					✔					
Maximum Average Values (max. demand) I1avg, I2avg, I3avg	✔	✔	✔	✔	✔	✔	✔	✔	✔	✔	✔	✔	✔
Maximum Average Values (max. demand) I1avg, I2avg, I3avg, ΣPavg, ΣSavg				✔	✔	✔	✔	✔	✔	✔	✔	✔	✔
Maximum Average Values Forecast (max. demand forecast) (ΣPavg, ΣQavg, ΣP.F.avg)								✔					
Analogue Output 0/4-20mA								✔					
Serial Outputs RS485/RS232	✔	✔	✔				✔	✔			✔		
Communication Protocol ASCI	✔	✔	✔										
Communication Protocol MODBUS/RTU	✔	✔	✔				✔	✔			✔		
Communication Protocol PROFIBUS/DP (with external module)	♦	♦	♦										
Digital outputs (for alarm max & min, re-emission energy pulse)	2	2	2			✔	✔	✔		✔		✔	✔ Only Pulse
Digital inputs (per energy pulse counter or synchronisation)	2	2	2				✔	✔					
Internal Memory 128kb	✔	✔	✔										
Max Demand P,Q,S	✔ (P, Q)	✔	✔										
Optional Software	NRG-*												
Auxiliary Supply	90-250VAC/DC			110/230/400V					400V			400V	

✔ = Standard
♦ = Optional

* Supervision and control software type **NRG** for managing, from a PC, the data generated from **EMA** series analysers, **EMM** series multifunction meters or **EMC** series energy meters. The software is very intuitive and simple to use. *Specify number of users with order: **2, 4, 8, 16, 32, 64, 128**

©ACDC Dynamics

NETWORK ANALYSER - LED DISPLAY

Active Power
Accuracy : Class 1
CT-Driven : 1A/5A


EMR-07


EMR-53


MPR-3

Measured Parameters	NEW EMR-07	NEW EMR-07S	NEW EMR-53	NEW EMR-53CS	MPR-32	MPR-34S-11
Voltages (L-N)(L-L)	✔	✔	✔	✔	✔	✔
Avg. Voltage Phase-Neutral (L-N)	✔	✔	✔	✔	-	-
Avg. Voltage Phase-Phase (L-L)	✔	✔	✔	✔	-	-
Phase Currents (IL)	✔	✔	✔	✔	✔	✔
Neutral Current (IN)	✔	✔	✔	✔	✔	✔
Total Current (ΣI)	✔	✔	✔	✔		
Cosϕ	✔	✔	✔	✔	✔	✔
Frequency (Hz)	✔	✔	✔	✔	✔	✔
Power (P)(Q)(S)(ΣP)(ΣQ)(ΣS)	✔	✔	✔	✔	✔	✔
Power Factor (PF)	✔	✔	✔	✔	✔	✔
Active Energy-Import (kWh/MWh)	✔	✔	✔	✔	✔	✔
Active Energy-Export (kWh/MWh)	✔	✔	✔	✔	✔	✔
Reactive Energy Inductive (kVArh/MVArh)	✔	✔	✔	✔	✔	✔
Reactive Energy Capacitive (kVArh/MVArh)	✔	✔	✔	✔	✔	✔
Apparent Energy (kVAh/MVAh)	✔	✔	✔	✔	✔	✔
Max / Min Values / Max Demand	✔	✔	✔	✔	✔	✔
Features						
%THD-I, THD-V	-	-	✔	✔	-	✔
Individual Harmonics	-	-	2-15	2-31	-	-
Alarm Contact	-	-	-	-	-	✔
Digital Input	2	2	2	2	-	1
Digital Output	2	2	2	2	-	1
Relay Output	-	-	-	2	-	-
RS-485 Comm	-	✔	-	✔	-	✔
Ethernet Modbus TCP	-	-	-	-	-	-
Analogue Output	-	-	-	-	-	-
Memory	-	2MB	-	2MB	-	-
Real Time Clock	✔	✔	✔	✔	✔	✔
Current /Voltage Imbalance	-	-	-	-	-	-
Digital Hour Counter	-	✔	-	✔	✔	✔
Pulse Counter	-	-	-	-	-	✔
Supply Voltage	100-270VAC/DC				85-300VAC/DC	
Size	96mm x 96mm				72 x 72 x 50mm	

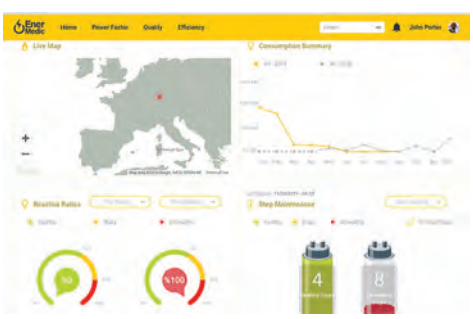

Enermedic Web Based Monitoring Platform

Code	Description
ENERMEDIC-1	Single Device Subscription

- Energy Efficiency: It provides energy consumption statistics by converting current,voltage and energy consumption measured by ENTES analyzer into meaningful data
- Energy Quality: With indication it can prevent electronic devices from malfunctioning
- Monitor reactive penality risk (be notified with warnings and alarms when at risk)
- The capacities of the capacitors on the PFC panel can be monitored only with "Step Maintenance" feature offered in Enermedic (Preventative maintenance of capacitors by sending warnings and alarms notifications of their critical level)

©ACDC Dynamics

NETWORK ANALYSER - LCD DISPLAY

Advantages

- MPR-4 Series panel type network analyzers are compact solutions, designed for detailed measurement and analysis of electrical parameters
- Devices with internal memory up to 16 MB offer a wide range of I/O solutions with their replaceable modular structure
- Current & voltage unbalanced measurement
- Detailed measurement up to 51 harmonics
- Sag / Swell measurement



MPR-4

I/O Modules for **MPR-4**



MPR-45S	MPR-46S	MPR-47S	NEW MPR-47SE
✔	✔	✔	✔
✔	✔	✔	✔
✔	✔	✔	✔
✔	✔	✔	✔
✔	✔	✔	✔
✔	✔	✔	✔
✔	✔	✔	✔
✔	✔	✔	✔
✔	✔	✔	✔
✔	✔	✔	✔
✔	✔	✔	✔
✔	✔	✔	✔
✔	✔	✔	✔
✔	✔	✔	✔
✔	✔	✔	✔
✔	✔	✔	✔
-	✔	✔	✔
-	-	1-51	1-51
✔	✔	✔	✔
Optional. See I/O Modules			
Optional. See I/O Modules			
Optional. See I/O Modules			
✔	✔	✔	✔
-	-	-	✔
Optional. See I/O Modules			
16MB	16MB	16MB	16MB
✔	✔	✔	✔
-	-	✔	✔
✔	✔	✔	✔
Optional. See I/O Modules			
45-300VAC/DC			
96 x 96 x 45mm			

MM-120
2 x Digital Inputs
5-24VDC
MM-102
2 x Digital Outputs
5-24VDC
MM-002
2 x NO Relay Contacts
250VAC/5Amp
MM-122
2 x Digital Inputs
2 x Digital Outputs
5-24VDC
MM-202
2 x Analogue Outputs
0-5/0-10/±5/±10VDC
0-20/0-24/4-20mA
MM-144
4 x Digital Input
4 x Digital Outputs
5-24VDC



I/O Module for **MPR-4**

RS-485 to USB Converter



Code	RS-USB2

- RS-485 to USB converter for communication between PC & Modbus compatible devices.
- USB 1.1 and USB 2.0 support
- 300-115200 bps baud rate (auto-detect)
- Powered from USB port



Ethernet to Serial Gateway

Code	Description
ETMO-02	Serial to Ethernet communication gateway for up to 2 devices Interfaces : Ethernet, USB, RS-485, RS-232,Modbus TCP/RTU, c/w 1 x DI + 1 x DO
EMTO-10	Serial to Ethernet communication gateway for up to 32 devices Interfaces : Ethernet, USB, RS-485,RS-232, Modbus TCP/RTU,Meter Reading , c/w 1 x DI + 1 x DO
EMG-12	Serial to Ethernet communication gateway for up to 32 devices Interfaces : Ethernet,USB,RS-485,Modbus TCP/RTU and Modbus Tunnel



GEM 10 GPRS Gateway

Code	Description
GEM-10	• GPRS/Ethernet/RS-485 Modbus Gateway • Ports : Modbus (Terminal), Mini USB, Ethernet (RJ-45) • GPRS Quadband

GEM-10 GPRS/Modbus Gateway (modem) enables access to devices that communicate with Modbus protocol over GPRS or Ethernet networks.With **GEM-10**, users can perform Modbus TCP communication over GPRS or Ethernet as well as use these two connection options as backups for each other.

©ACDC Dynamics

WHILE STOCKS LAST

NETWORK ANALYSER

Size:
96 x 96mm
5A CT-Driven


MPR-63


EPM-07S


MPR-53


MPR-53S


MPR-53CS-96

Measured Parameters	MPR-63	MPR-63-42	EMR-07-96	EMR-07S-96	EMR-53-96	EMR-53S-96	EMR-53CS-96
Voltage (L-L)(L-N)	✔	✔	✔	✔	✔	✔	✔
Avg. Voltage (L-L)(L-N)	✔	✔	✔	✔	✔	✔	✔
Currents (IL) (IN)(ΣI)	✔	✔	✔	✔	✔	✔	✔
Cosϕ	✔	✔	✔	✔	✔	✔	✔
Frequency (Hz)	✔	✔	✔	✔	✔	✔	✔
Powers (P)(Q)(S)(ΣP)(ΣQ)(ΣS)	✔	✔	✔	✔	✔	✔	✔
Power Factor (PF)	✔	✔					
Active/Reactive Energy-Import/ Export (Wh/VarH)	✔	✔	✔	✔	✔	✔	✔
Max / Min Values	✔	✔	✔	✔	✔	✔	✔
Features							
% THD-I, THD-V	✔	✔			✔	✔	✔
2nd-31st Harmonics	✔	✔					
Alarm Contact	✔	✔					✔
Digital Input		✔	✔	✔	✔	✔	✔
Energy Pulse Output	✔		✔	✔	✔	✔	✔
RS-485 Comm	✔	✔		✔		✔	✔
0(4)-20mA Output		✔ (x2)					
Memory	✔	✔					
Real Time Clock	✔	✔					
Type Display	LCD	LCD	LED	LED	LED	LED	LED
Dual Energy Meter			✔	✔	✔	✔	✔
6 Diff. Calc. Methods			✔	✔	✔	✔	✔
/5A Ct-Driven	✔	✔	✔	✔	✔	✔	✔
Pulse Counter							✔
Supply Voltage	85-265VAC/DC, 50/60Hz		230VAC ±10%, 45-65Hz				
Size	96mm x 96mm						

NEW

POWER QUALITY NETWORK ANALYSER



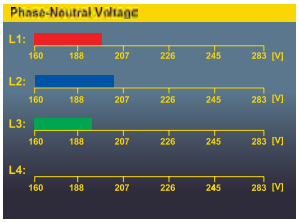



Class A Power Quality Analyser - Provides measurement of electrical parameters according to EN 61000-4-30 Class A standard and monitoring of energy quality according to EN 50160 standard in LV and MV sytems. It monitors and analyzes the quality of energies on the distribution and consumption side of the network according to EN 50160 in order to detect the problems in the system.

Code	EMK-01
Power Measurement	3xV/I , Hz, W, VAr, VA, ∑P/Q/S, kWh, kVArh, Max., Min., cosϕ
Voltage Measurement	2-600VAC(L-N), 4-1000 VAC(L-L)
Current Measurement	Inputs : 5A/1A
Active Energy Class	0.2S
Sampling Frequency	40kHz
THD	65th harmonics
Display	TFT graphical display
Internal Memory	1GB flash
Communication	RS485/Ethernet/USB
Protocols	Modbus RTU, Modbus TCP, SNTP, HTTP, FTP, E-mail
I/O ports	2 adjustable input/outputs
Grid types	TN, TT, IT
Temperature Sensor Input	NTC sensor (included)
Power Supply	230VAC
Dimensions	144 x 144 x 75mm

Features

- Measurement of short term and long term flicker according to EN61000-4-15 standard.
- Detection and record of transients (>25μS)
- Detection and record of interruption and Sag & Swell events(10μS)
- Measurement of harmonics and inter-harmonics (VLN, VLL, I) according to EN 61000-4-7 standard

©ACDC Dynamics

LOAD MANAGERS

ORBIS
- Din Rail Mount
- LCD Display with backlight
- IP20







Code	ENERGEST	GESTCON 1	GESTCON 3
Description	Smart Load Control: Consumption level of loads is memorised before disconnection. Non priority loads are shed first, priority load is shed if current still exceeds set level. **ENERGEST** will try to reconnect the non priority load if it will not exceed the set level • Adjustable disconnect delay. • Adjustable min. time between switching • Adjustable connection attempt time.	Equipped with a relay output for the control of a load. • Adjustable disconnect delay. • Adjustable reconnect delay • Audible Alarm to indicate set level has been exceeded and disconnect delay has started	Equipped with 3 relay outputs for the control of loads according to their priority. The device also calculates which loads can be connected to take advantage of the maximum power limit. • Adjustable load connection delay
Voltage	230VAC	230VAC	230VAC
Current (I max)	60A	32A	60A
Displayed parameter	V, A, W, VAr, VA, WH, COSϕ	Active Power	Active Power
Setpoint Range	0 - 60A	0.8 - 7kW	1-15kW (0-1kW Hysteresis)
Control Outputs	2 NO or NC 2A@250VAC	1 C/O 16A@250VAC	3 C/O 16A@250VAC
No of DIN Module	4M	2M	4M

ENERGY METERS







Code	1C15WP	1C15WP2	1C15WRP
Type	**Single Tarrif**	**Dual Tarrif**	**kWh and kVARh**
Specifications	3 Phase 400V + N kWh Meter C/T Ratio selectable by DIP Switch **Selectable Primary CT Current:** 5, 10, 15, 20, 25, 30, 40, 50, 60, 75, 80, 100, 120, 150, 200, 250, 300, 400, 500, 600, 750, 800, 1000, 1200, 1250, 1500, 1600, 2000, 2500, 3000, 4000, 5000, 6000 • 7 Digit Electro-mechanical display • Accuracy: 2% • Pulsed Output		3 Phase 400V + N Indication (Active and Reactive Power) • 7 Digit Electro-mechanical display • Accuracy: 2% (kWh) 3% (kVARh)



Multi-Functional Energy Meters

Code	Displayed Parameters
ELF3234	W, Wh or VA, VAh or VAR, VARh or PF
ELF3234-3	W, Wh, PF or VA, VAh,PF or VAR, VARh, PF
ELF3259	V, A, F

- Inputs (V), 110 or 400VAC (L-L)
  Range: 80-500V
  3 Phase 4 Wire
- Input (I) 1A or 5A programmable
- Supply Volts: 80-270VAC @ 3VA
- Accuracy: 2% for VARh
  All others: 1%
- Phase wise & total RMS for power, total for Energy Meters
- 10 year back-up of integrated data
- VA function selectable 3D or Arithmetic
- V shows all Line-Line, Line-Neutral, Individual & Average Voltages
- Amps shows all line current & average current
- Size: 96 x 48 x 40(D)mm

contrel



EMC-D3



EMC-3B

Input Range 500V max / DIN Width 1m = 17.5mm	Code 96 x 96	EMC-3B	EMC-3B485
	Code DIN Width 6m	EMC-D3B	EMC-D3B485
Active Energy + kWh		✔	✔
Reactive Energy + kVArh		✔	✔
Apparent Energy + kVAh		✔	✔
Active Energy + kWh 2 Time Bands		✔	✔
Reactive Energy + kVArh 2 Time Bands		✔	✔
Average Values (avg) I1, I2, I3, ΣP, ΣQ, ΣS, ΣP.F		✔	✔
Maximum Average Values (max. demand) I1avg, I2avg, I3avg, Σpavg, Σsavg		✔	✔
Digital Input		✔	✔
Digital Outputs (Alarm or Pulse re/emission)		✔	✔
Serial Output RS485 (Modbis RTU)		✘	✔
Auxiliary Supply		110/230/400V	

©ACDC Dynamics

ENERGY METERS



HX12D-40/60



HX34

Rotating Disc kWh Meters

1-Phase 230V	Range
HX12D-40	10-40A
HX12D-60	15-60A
HX12D-80	20-80A

Size (mm): 160H x 122W x 126D

3-Phase 380V+N	Range
HX34D-80	20-80A
HX34D-100	30-100A
HX34C	CT-5A

Size (mm): 260H x 170W x 135D

- 6 Digit register
- Metal Base and Polycarbonate cover
- Lower bearing is magnetic suspension type

Mechanical Counter kWh Meters



DDS223-30 DDS223-63 DDS722-100 DTS722-60/100

1-Phase 230V	Range	Size	Pulse/kW
DDS223-30	5-30A	1m	2000
DDS223-63	5-63A	2m	2000
DDS722-100	5-100A	3m	800
3-Phase 400V+N	**Range**	**Size**	**Pulse/kW**
DTS722-60	5-60A	6m	320
DTS722-100	5-100A	6m	160

• 1m=17.5mm Wide • Pulsed output 3200 Imp/kWh • Class 1

Digital kWh Meters



DDSF223-30 DDSF223-63 DDSF722-60 DSS722-5/ 60/ 100

1-Phase 230V	Range	Size	Pulse/kW
DDSF223-30	5-30A	1m	2000
DDSF223-63	5-63A	2m	2000
DDSF722-60	5-60A	3m	1600
3-Phase 400V+N	**Range**	**Size**	**Pulse/kW**
DSS722-5	1.5-5A (CT)	6m	1600
DSS722-60	5-60A	6m	320
DSS722-100	5-100A	6m	160

MODULAR ENERGY METER (kWh)

Digital

- DIN Rail Mount
- Operating Temp: -20 to 50°C
- RS485 Models are MID Billing Certified
- c/w Tamper-proof terminal seal



c/w 80A CT

Mechanical



Digital Dual Display



Code	ES-32L*	ES-80L	CONTAX 2511	CONTAX 3221	CONTAX 6521	CONTAX D-6331
Supply Voltage Un	230VAC	230VAC	230VAC	230VAC	230VAC	230VAC
Current, (I max)	5 (32)A	40 (80)A	5(25)A	5(32)A	10(63)AØ	10(63)A
Operating Current	0.02-32A	0.08-80A	0.02 to 25A	0.02 to 32A	0.04 to 65A	0.5 to 63A
Frequency	50/60Hz	50/60Hz	50/60Hz	50/60Hz	50/60Hz	50/60Hz
Operating Voltage	230VAC	230VAC	195 to 253V	195 to 253V	195 to 253V	195 to 253VAC
Power Consumption	<2VA	<2VA	0.5VA	0.5VA	0.5VA	2.5VA
Precision accuracy class	Class1	Class1	Class 1	Class 1	Class 1	Class 1
Pulse transmission	1000Imp/kWh	1000Imp/kWh	Type SO	Type SO	Type SO	Type SO
Recorded harmonics	–	–	Until 7kHz	Until 7kHz	Until 7kHz	-
Size: 1M = (17.5mm)	1M	1M	1M	2M	2M	3M
Digits	6+1	6+1	5+1	5+1	5+1	4+1 (Resettable) / 6+1 (Total)

*Add **S** to part number for RS485 Comms

©ACDC Dynamics

ADVANCED ENERGY REVENUE METERS

3 Phase Smart Meters
- AMI Ready







Code	MK6E-RS485	MK10E-RS232-*	MK10A*
General Specifications			
Input Type	CT Input	CT or Direct Input	CT or Direct Input
Accuracy Class	0.2	0.5	1
Nominal Voltage/Frequency	57-240VAC (L-N) / 45-65Hz	154-288VAC (L-N) / 45-65Hz	220-240VAC (L-N) / 45-65Hz
Current	5/20A	5/20A (CT), 10/100A (Direct)	5/20A (CT), 10/100A (Direct)
Battery	External 3.6V 700mAh ±2 yr backup	Internal 3.6V 1200mAh ±10 yr backup	Internal 3.6V 950mAh ±10 yr backup
Memory (EEPROM)	900KB Flash	16KB+ 2.1MB Flash	16KB+ 2.1MB Flash
Size L x W x D (mm)	260 x 173 x 93mm	262 x 175 x 95mm	210 x 166 x 74mm
I/O's			
Inputs	2 x 110V	2 x 110V	–
Outputs	2 x 240V Bosfet	2 x 240V Bosfet	1 x Relay (2A)
Communications			
Optical Port	Flag Port	Flag Port	Flag Port
Extended Comms	RS232(DB25) RS485(2xRJ45)	–	–
Modem Port (3.6W PSU)	RS232 (1xRJ45)	RS232 (1xRJ45)	RS232 (1xRJ45)

* Add **-CT** to code for Current Transformer input, or add **-DIR** for Direct current input

1 Phase Smart Meter
- STS Compliant
- AMI Ready



Single Phase with RF Interface





DIN

Customer Interface Unit (CIU) - IP55



Code	MK7M-401*	MK32-211	MK32H-211	HD18
General Specifications				
Input Type	Direct Input	Direct Input	Direct Input	RF Range 100m
Accuracy Class	1	1	1	Backlit 8 Digit display
Nominal Voltage	220 - 240VAC (L-N)	220-240VAC (L-N)	220-240VAC (L-N)	Silicon Keypad
Frequency	50-60Hz	50-60Hz	45-65Hz	Supply: 3.3VDC (2 x AA batteries)
Current	5/100A	10/100A	5/100A	
Loads Contacts	2 x L&N(100A)	1 x L Only (100A)	1 x L Only (100A)	Displays:
Battery	Internal 3.6V 1200mAh ±5yr backup	Internal 3.6V 1200mAh ±5yr backup	Internal 3.6V 1200mAh ±5yr backup	• kWH • Signal Strength • Relay state, • Low Battery • Tampering • Overload • Unbalanced load • Reverse Power
Memory (EEPROM)	2MB Non-Volatile	2.1MB (Non Volatile)	2MB (Non Volatile)	
Dimensions LxWxD	200 x 129 x 61mm	196 x 135 x 66mm	159 x 59 x 73mm	
I/O's				
Inputs	1 X 18V	–	–	
Outputs	2 x SO	1 x Energy Pulse	1 x Energy Pulse	
Communications				
Optical Port	Flag Port	Flag Port	Flag Port	Frequency: 433MHz
Communications	RS485 (Screw Terminal)	RF (433Mhz) to Customer Interface Unit	RF (433Mhz) to Customer Interface Unit	Size: 97 x 150 x 38mm

* Add **-2G** to code for Built-in GPRS Modem (Excludes SIM Card)

Technical Information

General Features and Benefits
- 8 rates and unified rate
- Separate import & export registers
- Up to 64/100 programmable special days
- Daily, weekly, Monthly, Yearly
- Block or Rolling Max demand
- Time of Max demand
- Previous periods

Measured Energy Values
- Import / Export Wh, VArh and VAh
- Absolute Wh, VArh, and VAh
- Per Quadrant Wh, VArh, VAh
- Phase A, B, C or Total

Other Measured Values
- Power: W, VAr and VAh
- True RMS Voltage / Current
- Power Factor, Frequency, Phase Angles

Power Quality Indication
- Total Harmonic Distortion
- Unbalance (MK6E, MK10)
- Harmonics (MK6E)
- Sequence Components (MK6E, MK10)

Sag / Swell
- 5 Cycle Resolution
- Records details of excursion
- Programmable Trigger Levels Disp.
- Up to 60 User Defined Screens of any meter parameter

Accessories & Remote Monitoring

Code	Description
EWM100	GSM/GPRS Modem
EDMI-OPTO	Opto Coupler (Optical to use USB)
EDMI-RMM-3P	Monthly Remote Monitoring Subscription Charge for 3 Phase Meters (Includes SIM Card)
EDMI-RMM-1P	Monthly Remote Monitoring Subscription Charge for 1 Phase Meters (Includes SIM Card)

©ACDC Dynamics

NEW

PREPAID METERS FOR SUBMETERING

Prepaid Electricity Submeters







Code	CP-C018	CP-H007	CP-H0010	CP-H015	CP-H001	CP-H006
Voltage	230VAC	230VAC	230VAC	-	230VAC	-
Current	80A	80A	80A Direct	-	100A	-
Features	• Single Phase • Direct Reading • Integrated keypad • BS foot print	• Single Phase • Direct Reading • Integrated keypad • BS foot print	• Single Phase • Direct Reading • Split Wired Meter • Wired keypad sold separately - **CPH015**	• Wired keypad unit to be used with **CP-H0010**	• Single phase • Direct reading • Split PLC meter • PLC Keypad sold separately - **CP-H006**	• PLC Keypad for **CP-H001 / CP-H003**

Three Phase Prepaid Electricity Submeters




Code	CP-H003	CP-H011
Voltage	400VAC	400VAC
Current	100A	100A
Features	• Three phase • Direct reading • BS foot print • PLC key pad to be ordered separately - **CP-H006**	• Three phase • Direct reading • BS foot print • Integrated keypad

Prepaid Water Submeters




Code	CP-W005	CP-H012
	• Utility Water Systems Water Meter • c/w RF UIU • Leak and Tamper Detection	• Hexing Ultra Sonic Water Meter • c/w RF UIU • No Moving Parts - Long Life • Ultra low Starting Flow for High Accuracy

Chain Store Vending

Citiq streamlines rental payment collection for landlords, ensuring convenience and efficiency. Service fees are recovered through transaction tokens during the process, and funds are deposited into the landlord's account at the end of each month.

They offer 24/7 access to vending services via retail outlets, online platforms, banking channels, and mobile apps. Additionally, Citiq handles all tenant inquiries through a dedicated call center for reliable support.

SPAR, Checkers, SHOPRITE, Pick n Pay, BOXER, OK Foods, Usave, CALTEX, ENGEN, Shell, TOTAL, SASOL, FLASH, UniPIN, onecell, KAZANG, Top it Up, EasyPay, FNB, Standard Bank, absa, NEDBANK, CAPITEC, Investec

METRO PREPAID METERS FOR SUBMETERING



Water Sub-Meter

Code	MP-PWMS
Pressure	0.2 - 16 Bar

Features

- Monitors and controls water consumption
- STS approved, SANS certified
- Tamper resistance
- Prepayment top up with Remote user interface
- For Land Lords of Apartment Blocks, Hostels, Light Industrial Parks



FNB ATM, NEDBANK ATM, ABSA ATM, CAPITEC, Top it Up, Pick n Pay, SPAR, FLASH, KAZANG, BOXER, UniPIN, PEP, PEP cell, Usave, Checkers, SHOPRITE

©ACDC Dynamics

RECHARGER PREPAID METERS FOR SUBMETERING

	Single Phase	Single Phase	Single Phase Din Rail Mount	Spare Wired Remote Keypad	PLC Single Phase Din Rail Mount
	NEW 		 c/w Keypad		 c/w Keypad
Code	**RP-GO-METER**	**RP-GEM-LITE**	**10-PR300**	**20-00561**	**10-G008**
Voltage	230VAC	120-230VAC	230VAC	12V	230VAC
Pulses/KWh	1000	1000	1000	-	1000
Current	80A	80A	80A	-	80A
Communication	-	-	2 Wire for Remote Keypad **20-00561**	2 Wire connection from meter: **10-P358** or **10-PR300**	Power Line Carrier

	Single Phase			3 Phase	
					
Code	**BEC23PE***	**BEC44PL(T)**	**WBEC44PL(T)**	**BEC32PL(T)**	**BEC62PL(T)**
Voltage	220-240V	220-240V	220-240V	380-420V	380-420V
Current	20A	80A	80A	100A	100A
Protection	5kA surge arrestor	-	-	5kA surge arrestor	5kA surge arrestor
Features	On board keypad c/w 20A DP circuit breaker	Split unit with wired keypad c/w tamper detection	Split unit with wire-less keypad c/w tamper detection	on board keypad c/w tamper detection	Split unit with wired keypad c/w tamper detection

* For meter with built-in tamper detection add **(T)** to code

	Single Phase Split Wired	Single Phase Split Wireless	3 Phase	3 - Phase Split Wired
				
Code	**RP-HXP100D-MBUS**	**RP-HXP100D-PLC**	**RP-HXE312-KP**	**RP-HXE310P-MBUS**
Voltage	230VAC	230VAC	230/400V	230/400V
Current	80A	80A	100A	100A
Features	DIN Rail Mount MBUS coms. CIU & DCU	DIN Rail Mount PLC coms. CIU & DCU	Integrated Keypad STS Prepaid meters	BS Footprint MBUS Split meter CIU & DCU

Self Managed Software

Property managers/landlords with large portfolios have the option of making use of our unique, in-house vending software which they can access on site, manage, generate and print tokens.



Chain Store Vending

Recharger collects cash on landlord's behalf & service fee recovered in the transaction tokens are purchased. Funds collected during the month are deposited into the landlord's account after month-end. Offer 24/7/365 access to vending through preferred retail, online, banking and mobile apps. Recharger handles all tenants vending enquiries at our call centre.

Pick n Pay · BOXER · SHOPRITE Checkers · Usave · OK · SPAR · Dis-Chem · 006 · Edgars · UniPIN · Standard Bank · FNB · NEDBANK · ABSA · ENGEN · Shell · sasol · CALTEX · KAZANG · GloCell

©ACDC Dynamics

NEW

CONLOG DIRECT PREPAID METERS

	Single Phase	Single Phase Din-Rail	Three Phase	Water Meter
				
Code	**CD-BEC21**	**CD-WBECNANO**	**CD-WBEC62**	**CD-HYDRA15M1-WU**
Voltage	230VAC	110/127VAC/230VAC	110/120/127VAC/230VAC	-
Current	60A	60A	100A	-
Pressure	-	-	-	1600KPa
Features	• Integrated keyboard • Advanced tamper detection	• Active power measurement (import & export) • Configurable tamper detection • Reverse line/load protection • c/w Wireless CIU	• Split design, separate device and user interface connected wirelessly • Configurable tamper detection • Reverse line/load protection	• Split design, separate device and user inferface connected wirelessly • Leak, tamper and low battery detection • Wireless CIU included

HOW YOU CAN PURCHASE PREPAID TOKENS?

Purchase tokens from Conlog Direct (CoDi)

VIA THE CONLOG DIRECT APP **OR** VIA WHATSAPP 076 849 0676

Purchase tokens from Banking Apps & ATMs

CAPITEC · absa · Standard Bank · FNB · NEDBANK

Purchase tokens from Garages & Retail Outlets

sasol · Shell · ENGEN · CALTEX · bp · Pick n Pay · SPAR · USave · SHOPRITE · Checkers · BOXER · CLICKS

The Conlog Direct App provides an easy to use, convenient and secure way to purchase your prepaid tokens. Purchasing via Whatsapp is a quick, hassle free and secure way of purchasing your tokens, without physically going to store or having to download another App. Follow the simple instructions via chat and your tokens will be available to you in a matter of seconds.

Scan to download the app

NETVENDOR PREPAID METERS FOR SUBMETERING

- STS Compliant
- Complies with: EC62055-41 IEC62055-31, IEC61107
- High Surge Protection for areas prone to line surges or lightning.
- IP Rating: IP54
- Frequency: 50Hz



netVendor

Single Phase Integrated Keypad Meter

Code	NV102
Voltage	230VAC
Current	80A
Features	Easy to install, perfect for new reticulation or retrofitting credit meters. Optional user interface unit available.

NATIONAL ASSOCIATION OF MANAGING AGENTS · SAPOA · ECA · erasa · BLUE LABEL TELECOMS · EasyPay

PREPAID KWH METERS





Pre-Payment kWh Meters - Owner Managed

Code	Description	Amps	Output Pulses
DDSY238-60	Single Phase	15-60A	1600/kW
DTSY238-60	3-Phase;4-Wire 400V+N	15-60A	200/kW
DTSY238-80	3-Phase;4-Wire 400V+N	20-80A	100/kW
DTSY238-500	3-Phase;4-Wire 400V+N	5A/CT	800/kW

- Power failure memory
- Direction of power indication
- Anti-theft function
- Coded card for fraud protection
- Software requires Windows XP© or Windows 7©

Accessories

Code	Description
DDSY-C	Pre-payment Card
DDSY-P	Card readers c/w program software



DDSY-C



DDSY-P

©ACDC Dynamics

AUTOMATION PLC RANGE

	Micro PLC	Mid Range PLC
Programming Languages: Ladder, IL & SFC. Compatible with Mitsubishi programming software		

Series	AX1S	AX2N
Application Notes	Compatible with Mitsubishi FX1S	Compatible with Mitsubishi FX2N
Power Specification	100-240VAC or 24VDC	100-240VAC or 24VDC
Power Consumption	21W AC, 8W DC	100W AC, 40W DC
Ext Power supply (min)	400mA @ 24VDC	460mA @ 24VDC
Program Memory	2000 steps EEPROM	8000 steps RAM
Instructions	27 x Basic, 2 x Step ladder diagram, 85 x Applied	27 x Basic, 2 x Step ladder diagram, 132 x Applied
Operating / Processing speed	Basic Instructions, 0.55-0.7μS Applied Instructions 0-0,037μs	Basic Instructions, 0.08μS, Applied Instructions 0-0.015μs
Clock	Real time Internal	Real time Internal
Counter	16 bit increment counter: 32 Points	16 digits increment counter: 200 Points
Input Specification	24VDC, 7mA / 5mA, No Voltage contact or NPN open Collector Transistor input	Same as **AX1S**- but also with AC input 100-120VAC
Output Specification	Relay: 2A@250VAC, <30VDC Transistor: 0.5A, 5VDC-30VDC	Same as **AX1S**
Aux Relay, Timer Point	512, 64	3072, 256
Communication	RS232C, RS485 x RS422, N:N Network, Parallel Link, Computer Link	RS232C, RS485 x RS422, N:N Network, Parallel Link, Computer Link, CC-Link(LT), Melsec-I/O Link

Base Module Choices for AX1S Series

Code	Input	Output	Dimensions
AX1S-14M*-**	8	6	60 x 90 x 75mm
AX1S-30M*-**	16	14	100 x 90 x 75mm

* Add to Code: **R** for Relay Output or **T** for Transistor Output
Add to Code: **ESS for AC Power source or **D** for DC power source

Base Module Choices for AX2N Series

Code	Input	Output	Dimensions
AX2N-32M*-**	16	16	150 x 90 x 87mm
AX2N-64M*-**	32	32	220 x 90 x 87mm
AX2N-128M*-**	64	64	350 x 90 x 87mm

* Add to Code: **R** for Relay Output or **T** for Transistor Output
Add to Code: **ESS for AC Power source or **D** for DC power source

Expansion Boards for AX1S Series

Can accommodate one expansion board below the face plate, inside the enclosure



AX1N-1DA-BD



AX1N-422/485-BD

Code	Description
AX1N-2EYT-BD2	2 x Transistor outputs
AX1N-2AD-BD	2 x 0-10VDC 2.5mV res or 4-20mA 8uA res Inputs
AX1N-1DA-BD	1 x 0-10VDC 2.5mV res or 4-20mA 8uA res Output
USB-SC-09-3M	5M USB Programming cable for **AX** series
AX1N-232-BD	RS232 Half Duplex bi-directional,15m max
AX1N-422-BD	RS422 to connect peripheral devices
AX1N-485-BD	RS485 Half Duplex, single direction, 50m max

Expansion Boards for AX2N Series

Code	Description
AX2N-CNV-BC	**AX2N** Expansion module converter cable (connect AX0N 65EC)
AX2N-65EC0	**AX2N** Expansion cable 0.65M
AX2N-485-BD	RS 485 Interface board for **AX2N**
AX2N-422-BD	RS 422 Interface board for **AX2N**
AX2N-232-BD	RS 232 Interface board for **AX2N**

HMI Devices







Code	USPX-121-6	USPT-080-4	USPK-043-10
Touch panel	5 Wire resistive	4 Wire resistive	4 Wire resistive
Size (mm)	351.3x245.8	231.5x174.5	130x106
Resolution	1024x768	800x600	480x272
Working Memory	256MB	64MB	32MB
Total Mem. Capacity	1GB	8MB NOR Flash ROM	
Battery Backed Ram	1MB	128KB (1MB opt.)	128KB
Comms	RS232/485/422	RS232/485/422	RS232/485/422
CPU	800MHz	200MHz	ARM926/EJ
USB	1	1	1
Ethernet	Yes	Yes	No
Voltage	24VDC	24VDC	24VDC
IP Rating	IP66	IP66	IP65

AX2N-Series I/O Extension Unit

Code	Description
AX2N-8EX	Ext. Unit, 8 Inputs
AX2N-8ER	Ext. Unit, 4 Inputs, 4 Relay Outputs
AX2N-8EYR	Ext. Unit, 8 Relay Outputs
AX2N-8EYT	Ext. Unit, 8 Transistor Outputs
AX2N-16EX	Ext. Unit, 16 Inputs
AX2N-16ER	Ext. Unit, 8 Inputs, 8 Relay Outputs
AX2N-16EYR	Ext. Unit, 16 Relay Outputs
AX2N-16EYT	Ext. Unit, 16 Transistor Outputs
AX2N-32ER	Ext. Unit, 16 Inputs, 16 Relay Outputs
AX2N-32ET	Ext. Unit, 16 Inputs, 16 Transistor Outputs
AX2N-48ER	Ext. Unit, 24 Inputs, 24 Relay Outputs
AX2N-48ET	Ext. Unit, 24 Inputs, 24 Transistor Outputs



AX2N-Series Analogue Extension Unit

Code	Description
AX2N-2AD	Extension Unit, 2 x Inputs: 0-10V, 4-20mA
AX2N-2DA	Extension Unit, 2 x Outputs: 0-10V, 4-20mA
AX2N-4AD	Extension Unit, 4 x Inputs: 0-10V, 4-20mA
AX2N-4DA	Extension Unit, 4 x Outputs: 0-10V, 4-20mA
AX2N-4AD-PT	Extension Unit, 2 Temperature (PT100)
AX2N-4AD-TC	Extension Unit, 2 Temperature (THERMOCOUPLE)



©ACDC Dynamics

SMART RELAY GENIE™-NX

	Genie-NX Base Module		Comms Module		Expansion Module	
CE cULus LISTED RoHS Compliant 48 I/O Max						
Code	**G7DDT9**	**G8DDT9**	**G7XDTR4**	**G8XDTR4**	**G7DDT6E**	**G8DDT6E**
General						
Supply Voltage	110-240VAC	12-24VDC	110-240VAC	12-24VDC	110-240VAC	12-24VDC
Size W x H x D	72 x 90 x 65 mm		36 x 90 x 60 mm		72 x 90 x 65 mm	
Mounting	Base/DIN Mount		Base/DIN Mount		Base/DIN Mount	
Reserve (Clock)	150h at -10°C to 55°C		-		-	
I/O's						
Max Exp. Modules	3 x Expansion Modules		-		-	
Digital Input	**8** (0-50VAC) Off, (80-265VAC) On	**6** (0-4VDC) Off, (8-26.4VDC) On	TTL Level 1 -		**8** (0-50VAC) Off, (80-265VAC) On	**8** (0-4VDC) Off, (8-26.4VDC) On
Analogue Input	N/A	**2** (can be used for Analogue)	-		-	
Output	-		RS485 Protocol (2 Wires, D+, D-)		-	
Relay Output	**4** x NO 8A	**4** x NO 8A	-		**4** x NO 8A	**4** x NO 5A
Communication						
RS 485 PROTOCOL	-		RS485 (2 Wires, D+, D-)			
Modbus Comms	-		YES (RTU)(SLAVE)			
DST	-		-			
LED Indication	-		Red LED's for Tx & Rx. Green LED for Power			
Number of Nodes	-		32 std Unit Loads			
Baud Rate	-		300, 600, 1200, 2400, 4800, 9600			
Programming						
Ladder Programming	250 Lines					
Function Blocks						
Timers	**16** (on delay, interval, cyclic, on-off, off delay)					
Counters	**16** (Up/Down, Retentive selectable)					
Time Switches	**16** (Weekly/Daily)					
Compare Counters	**16**					
Analogue Functions	N/A	**12**				
Soft Text Mesages	**16** (Priority Driven)					
AUX Relays	**64**					

Accessories



Code	Description	Code	Description
GFDNN3M	Memory Card	**GFDNN1**	USB Cable
GFDNN2S	RS 232 Serial Communication Cable	**GNXNN1**	GENIE NX Software Windows 98, 2000, XP, Vista & Windows

Features

- Supports up to 32 Digital Inputs & 16 Digital Outputs
- 250 lines of ladder programming
- 16 Messages, Time Switches, Compare Counters, Timers, Counters & (12 analogue functions - **G8DDT9** only)
- DST Feature available
- PC software for programming, online & offline simulation, documentation & printing

SWITCHED MODE POWER SUPPLIES






Code	24AS244D6D	24AS126D6D	24BS24AD4E	24BS241D2F	24BS051D1F
Supply Voltage	230V, 50Hz	230V, 50Hz	100-240V, 50/60Hz	100-240V, 50/60Hz	100-240V, 50/60Hz
Output Voltage	24VDC	12VDC	24VDC	24VDC	5VDC
Rated Current	5A	6A	2.5A	1A	1A
Accuracy	±1%	±1%	±1%	±1%	±1%
Line/Load Regulation	1%	1%	1%	1%	1%
Ripple, Noise	150mV (P-P)	100mV (P-P)	150mV (P-P)	150mV (P-P)	100mV (P-P)
Overvoltage Protection	26-33V	13-16V	160% of Full Load	160% of Full Load	180% of Full Load
Overload Capacity	168% for 10s Max	130% for 10s Max	150-250% for 5s Max	120-175% for 5s Max	120-140% for 5s Max
Dimensions	108 x 90 x 58mm	108 x 90 x 58mm	72 x 90 x 58mm	36 x 90 x 60mm	48 x 90 x 58mm

©ACDC Dynamics

PL-100 MINI PROGRAMMABLE LOGIC CONTROLLER

PL-100 Base Module



Expansion Module



Code	PC10161D1	PC10142D1
General Specifications		
Voltage	24VDC	
Internal Current Consumption	65mA @ 24VDC	60mA @ 24VDC
Inrush Current	2.5A @VDC	
Battery Backup	30 Days	
Separate Power Supply for Outputs	Not Required	19.2 - 26.4VDC
DIN Width	4MOD.	4MOD.
Max No of I/O's	100	
Max No of Expansion Modules	6	
I/O's - Onboard		
Digital Inputs	8 (Sinking / Sourcing)	6 + 2 High Speed
Input voltage Range	0 - 26.4VDC	
Level (Logic 0)	Max 7VDC	
Level (Logic 1)	Min 16VDC	
Input Current	1.2mA Max Per Unit	
Input Frequency	10Hz Max	
Digital Outputs	8Relay (NO)	4 + 2 High Speed MOSFET Low Side Driver
Rated Load	5A @ 230VAC / 30VDC	24VDC 500mA
Max Load Per Common	10A	-

Code	Description	DIN Width
EDCI8	8 Digital Inputs	2MOD.
EDCRO8	8 Relay Outputs	2MOD.
EDCI8RO8	8 Digital Inputs and 8 Relay Outputs	4MOD.
EDCTLO8	8 Transistor Low Side Outputs	2MOD.
EDCTHO8	8 Transistor High Side Outputs	2MOD.
EANIV4C4	4 Analog Inputs (0-10v / 4-20mA)	2MOD.
EANOV2C2	2 Analog Outputs (0-10V / 4-20mA)	2MOD.



PC10AC2 **28D33B0** **PC10AC3**

Accessories

Code	Description
28D33B0	USB Cable
PC10AC2	RS232 Communication Cable PLC- HMI / SCADA
PC10AC3	RS485 Communication Cable PLC- HMI / SCADA
PL-SOFT	Programming Software Windows 98, 2000, XP, 7, 8, Vista

Communications, Features & Benefits

- PC Port - USB (Type B)
- HMI Port (RS232 / RS485) - RJ11 (for HMI or any MODbus Device
- Communication Parameters - Software Selectable
- HMI Port Comm. Protocol - MODbus Master/Slave
- Supports up to 100 I/O's
- Relay Base & MOSFET Low Side Base Modules
- Stacking using FRC cable. Max 6 Expansion Modules
- Isolated Digital Inputs with Sourcing & Sinking
- Isolated Digital Transistorized Outputs
- High Speed Inputs - Single / Quadrature
- Programming Language: Ladder
- High Speed Outputs (PTO / PWM / S-Profile)
- Analogue Inputs & Outputs 0-10v / 4-20mA
- Online & Offline Simulation
- Standard RS232/RS485 Port with RJ11 for HMI / SCADA Interface
- MODbus RTU Support
- 128 Weekly, Monthly & Yearly Time Switches
- Multiple Timers, Counters. Hour meters and many more function blocks

COMMUNICATION ACCESSORIES AND PROTOCOL CONVERTERS



40B2BAVAA



28A11A0 **26A11AV**



25A11A0

GSM Alarm Modem

Code	Description
40B2BAVAA	24VDC GSM Modem for Mini PLC PL-100. Includes wire type antenna. Remote Control, monitoring and diagnostics for digital and analog inputs and outputs through SMS messages to and from the GSM modem

USB to Serial Converter

28A11A0	This converter converts RS232/RS485/RS422 to USB. Includes 1.5kV Galvanic isolation between USB and Serial ports.
28NNN10	Software CD for Win XP, Vista, Win7, Win8

GSM Controller - Control by Missed call, SMS, IVRS call

26A11AV	180 - 500VAC 3 Phase for remote monitoring and ON/OFF switching of various electrical loads using mobile handsets
26A21AV	85 - 265VAC 1 Phase for remote monitoring and ON/OFF switching of various electrical loads using mobile handsets
26100V0	Wire type antenna

Lynx Gateway

Code	25A11A0	25B11A0
General Specifications		
Supply Voltage	12-24VDC	
Protocal Conversion	Modbus RTU/ASCII to Modbus TCP	Serial to Ethernet
Operation Mode	Modbus RTU / ASCII (Master Slave), Modbus TCP (Server / Client)	Raw Telnet
Config Management	HTTP Web Server & Appl. Software	
Serial Interface		
# of serial Ports	1	2
Serial Interface: Port 1	Screw Term for RS232, RS422, RS485	
Port 2	-	RJ11 for RS232
Serial Interface		
Port	RJ45, Ethernet 10/100 Mbps	
Network Protocols for coms	TCP/IP, Modbus	Raw, Telnet

©ACDC Dynamics

NEW

PROGRAMMABLE LOGIC CONTROLLERS


LOGO-24-CE


LOGO-24-RCE

LOGO! 8 Base Module PLC

Code c/w LCD	Code	Power Supply	Digital Inputs	Outputs	Configurable Inputs
LOGO-24-CE	LOGO!-24-CEO	24VDC	4DI	4DO	4 Digital / Analogue
LOGO-12/24-RCE	LOGO!-12/24-RCEO	12 to 24VDC	4DI	4NO	4 Digital / Analogue
LOGO-24-RCE	LOGO!-24-RCEO	24VAC/DC	8DI	4NO	-
LOGO-230-RCE	LOGO!-230-RCEO	115 to 230VAC/DC	8DI	4NO	-

Features

- Memory 400 Blocks
- Modular expandable
- Integrated web server
- Data log
- User-defined web pages
- Standard micro-SD card for LOGO! Soft Comfort V8.4 software
- Cloud Connectivity


LOGO-DM8-24


LOGO-DM8-24-R

LOGO! 8 Digital Expansion Modules

Code	Power Supply	Digital Inputs	Digital Outputs	Contact Outputs	DIN Modules
LOGO-DM8-24	24VDC	4DI	4DO	–	2
LOGO-DM8-12/24-R	12 to 24VDC	4DI	-	4NO	2
LOGO-DM8-24-R	24VAC/DC	4DI	-	4NO	2
LOGO-DM8-230-R	115 to 230VAC/DC	4DI	-	4NO	2
LOGO-DM16-24	24VDC	8DI	8DO	–	4
LOGO-DM16-24-R	24VDC	8DI	-	8NO	4
LOGO-DM16-230R	115 to 230VAC/DC	8DI	-	8NO	4


LOGO-AM2

LOGO! 8 Analog Expansion Modules

Code	Power Supply	Inputs	Outputs	DIN Modules
LOGO-AM2	12 to 24VDC	2 x (0-10V / 4-20mA)	-	2
LOGO-AM2-RTD	12 to 24VDC	2 X (PT100/1000) –50... 200°C	-	2
LOGO-AM2-AQ	24VDC	-	2 x (0-10V / 0/420mA)	2


LOGO-CSM-12-24


LOGO-CMR2040

LOGO! Communication Modules

Code	Power Supply	Description
LOGO-CSM-12/24	12 to 24VDC	Ethernet 10/100 MB/s unmanaged switch, 4 x RJ45 Ports
LOGO-CMR2040	12 to 24VDC	Communication module for connecting to GSM / GPRS / UMTS / LTE



LOGO! Soft Comfort Software V8.3

Code	Description
LOGO-SOFT	• Single license for 1 installation software and document on DVD • Executable on Windows XP, 7, 8, 10 (32 to 64 bit) , Mac OS X, Linux LOGO! Web Editor

NEW

LOGO! POWER SUPPLIES


18.8W-54W


14.4W-96W

LOGO! 8 Power Supplies - Supply Voltage 110-240VAC

Code	Output Voltage	Watts	Amps	Output Adjustment	Size
LOGO-PSU-12V/0.9A	12VDC	10.8W	0.9A	No	18 x 90 x 53mm
LOGO-PSU-12V/1.9A		22.8W	1.9A	10.5 - 16.1V	36 x 90 x 53mm
LOGO-PSU-12V/4.5A		54W	4.5A	10.5 - 16.1V	54 x 90 x 53mm
LOGO-PSU-24V/0.6A	24VDC	14.4W	0.6A	No	18 x 90 x 53mm
LOGO-PSU-24V/1.3A		31.2W	1.3A	22.2 - 26.4V	36 x 90 x 53mm
LOGO-PSU-24V/2.5A		60W	2.5A	22.2 - 26.4V	54 x 90 x 53mm
LOGO-PSU-24V/4A		96W	4A	22.2 - 26.4V	72 x 90 x 53mm

- Load Regulation : ±2%
- Short Circuit Protection
- Overload Protection
- Derating from 55-70°C derate by 2%

©ACDC Dynamics

PROFESSIONAL OPERATION PANEL WITH I/O

- *User Friendly Script Language*
- *High memory and storage capacity*
- *Project download and upload via USB*
- *Industry Standard comunication networks*
- *Font support for FreeType and Windows*

- ***Communication Protocols:*** Modbus, ASCII, RTU, TCP/IP, MODBUS TCP, UDP, SNMP
- ***Siemmens S7:*** 300/400/1200/1500 PLC Protocol Support
- ***USB:*** 1xUSB 2.0 (Client), 1xUSB 2.0 (Host)
- ***Serial Ports:*** 1 x RS485 (Terminal), 1 x RS232 (Terminal), 1 x RS232 (DB-9)
- ***Ethernet:*** 1 x 10/100 Mbps
- ***Power supply:*** 18-30VDC
- ***MCU*** ARM Cortex-A7, 528Mhz. ARM Cortex-A9, 800Mhz
- ***Flash Memory:*** 4 GB
- ***Ram:*** 512 MB DDR3 SDRAM
- ***Battery:*** CR2032 button cell lithium 3V (removable) with 5 years life

7" Series

Free Proop Builder Software



10" Series

Free Proop Builder Software



Code	Light	Control	Light	Control	Process
	PROOP-7LE	**PROOP-7CE***	**PROOP-10LE**	**PROOP-10CE**	**PROOP-10PE***
Specifications:					
Digital Inputs	-	4	-	5	5
Digital Outputs	-	4	-	4	4
Analog In 4-20mA	-	-	-	-	2
Analog Out 4-20mA	-	-	-	-	2

Din Rail I/O Expansion Modules

Code	Description
IO-P2213	8 Digital In/ 8 Digital Out
IO-P221311	8 Digital In/ 5 PT100/ 8 Digital Out/ 2 Analog Out 0/4-20mA
IO-P221312	8 Digital In/ 5 PT100/ 8 Digital Out/ 2 Analog Out 0-10Vdc
IO-P221321	8 Digital In/ 5 Analog In 0/4-20mA/ 8 Digital Out/ 2 Analog Out 0/4-20mA
IO-P221332	8 Digital In/ 5 Analog In 0-10Vdc/ 8 Digital Out/ 2 Analog Out 0-10Vdc
IO-P221341	8 Digital In/ 5 Analog In 0-50mV/ 8 Digital Out/ 2 Analog Out 0/4-20mA
IO-P221342	8 Digital In/ 5 Analog In 0-50mV/ 8 Digital Out/ 2 Analog Out 0-10Vdc
28D33BO	USB Programming Cable



I/O Expansion Card

* For units with Wi-Fi add **WI** to part number

• All the above I/O cards use RS485 Communication and require 24VAC/DC Power Supply • GSM Units available on request

• PT100 range: -200 to 650˚C. • Analog inputs: 14-Bit. • Analog Outputs = 12-Bit • Connect up to 32 I/O Expansion Modules

POULTRY AUTOMATION AND CONTROL SYSTEMS

- *Emko Cloud Web Management*
- *Multiple Poultry Visualisations*
- *Remote Monitoring and Control for Android and IOS*
- *Alarm SMS's*

- ***Power Supply:*** 24VDC
- ***CPU:*** ARM Cortex-A9, 800Mhz
- ***RAM:*** 512MB
- ***Flash Memory:*** 4GB
- ***Ethernet:*** 1 x 10/100 Mbps
- ***Battery:*** CR2032 button cell lithium 3V (removable) with 5 years life

Code	10" HMI Touch Panel **EPC-T10**	I/O Expansion Modules **EPC-N-IO**	GSM SMS Module **EPC-N-GSM**	RS485 Humidity and Temp. Sensor **PMD-W-O/O-110**
Specifications:	2 x USB 1 x Ethernet 1 x RS232 (For GSM Module) 1 x RS485 (I/O card) Com Port	8 Digital Inputs 18 Relay Outputs 11 Analogue Inputs 2 Analogue Outputs 2 x RS485 Com Ports (For I/O communication)	GSM SMS Module Antenna + 3m Communication Cable	Wall Mounting Humidity and Temperature Sensor RS485 Communication Temp: -20 to 80˚C Humidity: 0 - 100% RH









©ACDC Dynamics

For chicken farm lighting, see page 899

NEW

GSM / TELEMETRY CONTROLLERS

Supply Voltage: 10-24VDC.
A product range used for PLC-Type Telemetry applications. Allows users to be notified of remote events and enables the user to control remote equipment - all from a cell phone. No PLC required, complete standalone unit. Easy to configure and install.



GSM Commander - Base Unit

Code	GC0108-4G-*	GC0328-4G-*	GC0648-4G-*	GC1288-4G-*
Type	Micro	LITE	STANDARD	PROFESSIONAL
Onboard Inputs	2	2	2	2
Onboard Outputs	2	2	2	2
Max. Extendable I/O	None	12/12	22/22	32/32
GPRS Functionality	Lite	Lite	Full	Full
No. of Statements	10	32	64	128
Setup Memory	2kB	2kB	4kB	8kB
Temp Probes Supported	0	2	2(16)	2(16)
Analogue Inputs	0	1	1(16)	1(16)
Battery/Power Monitors	Yes	Yes	Yes	Yes
USB Configuration	Yes	Yes	Yes	Yes
DTMF Decoder	No	No	Yes	Yes
SIM Card Slots	1	1	1	1
Size (mm)	148 x 86 x 28	148 x 86 x 28	148 x 86 x 28	148 x 86 x 28

Specify if you would like to order a kit or only a base unit.
* Add to code: **OEM** *(base unit only)* or **BOX** (*kit including basic antenna, power supply, USB cable and software CD.*



Airdrive Subscriptions Cloud Platform - Interface using LTE data

Code	Description	Subscription Terms	Subscription Features			
			Device Realtime View	Device History View / Export	Events Viewing * Realtime / History	Remote * Setups / Control
AD011	Viewer	Free	✓	×	×	×
AD012	Historian	1 Year / 1 Device	✓	✓	✓	×
AD013	Editor	1 Year / 1 Device	✓	✓	✓	✓

* Functions only available for **GC0648 / GC1288**



Expansion Units

Code	Description
GM0505	5 x Input and 5 x relay Output Expansion Module I Dimensions: 147 x 103 x 28mm
GM1000	Expansion unit with interface cable: 10 x Opto-isolated Inputs
GMA04	4 x Input analogue expansion 4-20mA 10-30V (Serial Interface only for **GC0648** & **GC1288**)
GMT04	4 (4 groups of 2 each) Temperature Probe Expansion (only **GC0648** & **GC1288**)



Cable Theft Prevention

CTM001	Cable theft monitor for 3 phase & Single phase cable.
IVS002	Intelligent Vibration Sensor - Adjustable (normally closed)
DCR-03	DC Reflector for use with **CTM001**

WHILE STOCKS LAST



Accessories - Temperature

GT008	Temperature interface to connect 2x temp. probes to units (Probes not included)
GT003A	Primary Sensor for **GMT04** -50 to 120˚C 1m Cable
GT003B	Secondary Sensor for **GMT04** -50 to 120˚C 1m Cable



Cables

GS020	Expansion Ribbon Cable 20cm
GS030	Serial (RS232) Communication Cable
GS040	Serial (RS232) to USB Converter / Adaptor
CON-01	Cable & Connector set GSM Commander



Power Supply

DRA18-12	1.25A 12V Regulated DIN Mount Power Supply
PSU1417	1700mA 14V Metal Switching Power Supply
SY1212	12V 1.2AH Sealed Lead Acid Battery

©ACDC Dynamics

GSM CONTROLLER ACCESSORIES



Antennas	
GA002	3dBi Magnetic base Antenna with 1m Cable
GA004	5dBi Outdoor Antenna - Screw Mount. 3.5m Cable
GA007	2dBi Knobby Antenna - Screw Mount
GA008	12dBi Outdoor Yagi Antenna
GA009	5dBi Magbase Antenna with 1m cable
GA200	Stealth Outdoor 2dBi Pentaband Antenna (ultra-rugged) Stealth WHILE STOCKS LAST
GA210	Outdoor 2dBi Pentaband Antenna with vibration sensor

GSM / TELEMETRY KITS

Makulu Ready to Mount

The Makulu is a complete panel, ready to mount. Designed with lazer-cut and electroplated brackets. It is setup with all the components and accessories you normally need for an installation.

RTM Kits includes:

- 2 dBi Knobby Antenna
- Micro door switch
- Ultra-rugged expansion unit with 5 input and 5 relay outputs
- Additional 250mm DinRail space
- 8 x Gland fittings for pre-drilled bottom plate
- 2 x Pulse stretchers(Input 6&7)
- **Protection:** Surge protector, Circuit breaker, AC/DC filter
- **Power Supply:** Enclosed 230VAC/15W PSU, Built in 7AH battery with battery protector

Optionals:

- Analog expansion(**GMA04**) OR digital temp expansion (**GMT04**)
- Cable theft Monitor (**CTM001**)
- Expansion Units (**GM0505** or **GM1000**)
- **Note:** There is only space for 1 x I/O expansion unit inside the Makulu. Adiitionals are to be installed in a separate enclosure.



Note: Please note that these orders are made on request and will carry a lead time from date of payment.

Kit Code	GSM Commander	Inputs	Outputs	I/O Expandable up to	Analog Input (expandable)	Temp Input	Dimensions
RTM-M0328	GC0328	6(8A) + 1(30A)	7	12	1(10)	2(10)	300 X 400 X 250
RTM-M0648	GC0648	6(8A) + 1(30A)	7	22	1(10)	2(10)	300 X 400 X 250
RTM-M1288	GC1288	6(8A) + 1(30A)	7	32	1(10)	2(10)	300 X 400 X 250

PICO Ready to Mount

The Pico is small, complete panel, ready to mount. Designed with lazer-cut and electroplated brackets. It is set-up with the essential components & accessories you normally need for a simple installation.

RTM Kit includes:

- 2 dBi Knobby Antenna
- Micro door switch
- 3 x Gland fittings for pre-drilled bottom plate
- **Protection:** MOV, Fuse
- **Power Supply:** Enclosed 230VAC/15W PSU, Built in 1.2AH battery with battery protector, AC/DC filter
- **Note:** No additional space inside the Pico for expanded I/O. Any expansion units must be located in a separate enclosure.



Note: Please note that these orders are made on request and will carry a lead time from date of payment.

Kit Code	GSM Commander	Inputs	Outputs	I/O Expandable up to	Analog Input (expandable)	Temp Input	Dimensions
RTM-P0328	GC0328	2(8A)	7	12	1(10)	2(10)	200 x 250 x 150
RTM-P0648	GC0648	2(8A)	7	22	1(10)	2(10)	200 x 250 x 150
RTM-P1288	GC1288	2(8A)	7	32	1(10)	2(10)	200 x 250 x 150

©ACDC Dynamics

TELEMETRY SYSTEMS



TXR44



FRKUR4



ANTTRX
SUPERHOG
FUHDMINIREPT



TG-2

Input/Output Tranceiver - IP55

Supplied in weatherproof enclosure with power supply.
Order Antenna and Battery separately. A typical system would require
2 x **TXR44** + 2 x **ANTTRX** + 2 x **SY1270** (For Battery Backups if required.)

Code	Description
TXR44	4 Input / 4 Output Transmitter / Receiver

Specifications

- 6km in line of sight
- License free wireless band
- Positively triggered inputs
- Backup battery optional extra
- Supply Volts: 230VAC



TXR44 + ANTTRX

Complete system comprises 2 or more units

One Way Transmitter / Receiver System

A simple system would require: 1 x **FRKUR4** + 1 x **SUPERHOG** + Enclosures & Power Supplies

Code	Description
FRKUR4	4 Channel Receiver 1-6km
SUPERHOG	4 Channel Transmitter 1-6km

Possible Applications

- Automatic Pump Control
- Electric Fence Monitoring
- Fire Panel Monitoring

Complete Solutions

Contact the Panel Workshop for complete solutions tailored to your application

Accessories

Code	Description
ANT10M	10m Antenna Extension Cable SMA Connector
ANTTRX	6km Antenna, 2.5m Lead, SMA Connector
TG-1	Hand Held Remote 1CH 1-3km
TG-2	Hand Held Remote 2CH 1-3km
FUHFMINIREPT	Repeater for use with **SUPERHOG** / **FRKUR4**

Power Supplies

Code	Description
DPSU/3/12	3A 12V regulated power supply*
SY1270	Battery 7Ah 12VDC sealed lead acid

*If used with a battery set at 13.6VDC

VOLTAGE/ CURRENT PROTECTOR

NEW



GPS8-02/63A



GPS8-03/63A

Code	**GPS8-02/63A** (1PH)	**GPS8-03/63A** (3PH)
Function	Over/Under Voltage & Over Current	Over/Under Voltage & Over Current
Rated Supply Voltage	230VAC	230VAC (L1,L2,L3-N)
Rated Supply Frequency	50/60Hz	45-65Hz
Rated Current	63A (AC1)	63A (AC1)
Voltage Display	✓	✓
Current Display	✓	✓
Over Voltage Adjustable Range	230V-300V (Factory default 275)	230V-300V
Over/Under Voltage Delay	0.5s	0.1~10s
Under Voltage Adjustable Range	145~210V (Factory default 175V)	140~210V
Over Current Adjustable Rating	1A~63A (default 63A)	1~63A
Over Current Delay	5s	10s
Power On Delay Time	2s	2~600s
Reset Delay Time	2~900s (Factory default 30s)	2~900s

©ACDC Dynamics

MEASURING TRANSDUCERS

- Din rail mounting
- Programmable models can be setup on site via dip switches or PC programming
- Class 0,2
- Isolated Outputs


RISH-CON-I/V


RISH-CON-HZ


RISH-CON-CA/CV


RISH-CON-P


MXX


TV808

Code	Description	Input	Output Analogue	Power Supply
RISH-CON-V-D-R	**1PH TRMS AC Voltage Transducer -** c/w display & RS485 Communication.	Programmable: 57-550VAC	Programmable:	60-300VAC/DC
RISH-CON-I-D-R	**1PH TRMS AC Current Transducer -** c/w display & RS485 Communication.	Programmable: 1A/5A	Programmable: 0/4-20mA 0-10V	60-300VAC/DC
RISH-CON-HZ-D-R	**1PH AC Frequency Tranducer -** c/w display & RS485 Communication.	Programmable: 45Hz-65HZ 57-500VAC	Programmable: 0/4-20mA 0-10V 0/4-20mA 0-10V	60-300VAC/DC
RISH-CON-CA	**1PH Average AC Current Transducer.**	5A	4-20mA	40-300VAC/DC
RISH-CON-CV	**1PH Average AC Current Transducer.**	63-500VAC	4-20mA	40-300VAC/DC
RISH-CON-P-D-R	**1P/3PH True RMS Power Transducer -** Active. Power (W) / Reactive Power(KVAR) / Apparent. Power (VA) / Power Factor / Phase Angle. c/w Display & RS485 Communication.	Programmable: 100-500VAC 1A/5A	Programmable: 0/4-20mA 0-10V -20 to +20mA -10 to +10V	60-300VAC/DC
RISH-DUCER-M01	**Programmable AC Power Multi-Transducer -** with Multiple outputs. Measured values: Current, Voltage (RMS), Power- active / Reactive / Apparent, Power factor, Phase angle.	Programmable: 57-400V (L-N) 100-693V (L-L) 1-6A	RS485 (MODBUS)	85-230VAC/DC
RISH-DUCER-M24			2 x Analogue (4-20mA) 4 x Digital	
RISH-DUCER-M42			4 x Analogue (4-20mA) 2 x Digital	
RISH-DUCER-M40			4 x Analogue (4-20mA) RS485 (MODBUS)	
RISH-DUCER-TV808-*	**DC Voltage and Current Transducer -** c/w Trim pots. For DC Currents Higher than 20mA use 60mV Shunt.	Jumper Selectable: 0-20mA 0-40VDC	Jumper Selected: 0/4-20mA -20 to+20mA 0-10V -10 to +10V	* Add to code: **L** (24-60VAC/DC) **H** (85-230VAC/DC)



Accessories

Code	Description
PRKAB601	Programming Cable for **RISH-CON** range

Iskra
Iskra Kondenzatorji









Dedicated Function Transducers - Supply Voltage 230VAC, Accuracy class 0.5, DIN Rail Mounting

Code	Input	Description	Power Supply	Output	Galvanic Isolation
MI413-1B	50-500VAC/0.5-5 AC	1PH Active Power (Watts)	230V	Programmable	Current Only
MI414-1B	50-500VAC/0.5-5 AC	1PH Reactive Power (Vars)	230V	Programmable	Current Only
MI421-1B	50-500VAC/0.5-5 AC	1PH Power Factor	230V	Programmable	Current Only
MI436	50-500VAC	3PH AC Voltage	40-276VAC	3xProgrammable	✘
MI438	0.5-5A AC	3PH AC Current	40-276VAC	3xProgrammable	✘
MI413-4U	50-500VAC/0.5-5 AC	3PH Active Power (Watts)	230V	Programmable	Current Only
MI414-4U	50-500VAC/0.5-5 AC	3PH Reactive Power (Vars)	230V	Programmable	Current Only
MI421-4U	50-500VAC/0.5-5 AC	3PH Power Factor	230V	Programmable	Current Only
MI456	50mV-500VDC	DC Voltage	230V	Programmable	✔
MI458	0-5ADC	DC Current	230V	Programmable	✔

- Programmable analogue output
- Programmable input range

Programmable analogue outputs can be configured with MISET software as:
-1mA...1mA, -5mA...5mA, -10mA...10mA, -20mA...20mA, -1V...1V, -10V...10V
- All programmable units complete with serial port RS485

Accessories for MI Series

Code	Description
MI-PRO	Programming charge for MI Transducers
MI485	RS485/RS232 Converter with 230V AC Power Supply

©ACDC Dynamics

MEASURING TRANSDUCERS



DIN Rail Mount Current / Voltage Transducers

Code	Input	Description	Power Supply	Output	Galvanic Isolation
TA-111	0-1A AC	1A Current Transducer	Self Powered	0-20mA	✔
TA-112	0-5A AC	5A Current Transducer	Self Powered	0-20mA	✔
TV-111	0-230VAC	1PH Voltage Transducer	Self Powered	0-20mA	✔

SIGNAL TRANSDUCERS/ISOLATORS

- **IP40** Housing
- **IP20** Terminals







RHE

Code	2SC3D11CC3	2SC3D11DC3	DCSI-1-*
Power Supply	24VDC	24VDC	* Add to code: **AC** (85-265VAC), **DC** (20-60VDC)
Input Signal	0-10VDC, 2-10VDC, 0-20mA, 4-20mA	0-5VDC, 1-5VDC, 0-20mA, 4-20mA	0-5V, 1-5V, 0-10V, 2-10V, 0-20mA, 0-10mA, 4-20mA, 2-10mA
Output Signal	0-10VDC, 2-10VDC, 0-20mA, 4-20mA	0-10VDC, 2-10VDC, 0-20mA, 4-20mA	0-5V, 1-5V, 0-10V, 2-10V, 2-10mA, 4-20mA, 0-10mA, 0-20mA
Features:	• Dip Switch Configuration • 3-Way Galvanic Isolation • Offset Trimming Potentiometer • Gain Trimming Potentiometer • Reverse Polarity Protection • Size: 22.5 x 83 x 100.5mm	• Dip Switch Configuration • 3-Way Galvanic Isolation • Offset Trimming Potentiometer • Gain Trimming Potentiometer • Reverse Polarity Protection • Size: 22.5 x 83 x 100.5mm	• Input to output to power isolation • Dip Switch Configuration • Accuracy ± 0,5% • Response Time ≤ 400mS

SIGNAL, TEMPERATURE & SPEED TRANSMITTERS



Signal Isolator / Transmitter / Transducer

Code	S4X-DT-*	DC Input Range	DC Output Range
*Add Supply Voltage: **A** = 85 - 265VAC/100 to 330 VDC or **B** = 20 - 60VDC Multi-range Input / Output selectable by solder jumper wire on inside of unit. (AC/DC Workshop will set Input/Output configuration if requested on ordering)		0-50mV: 0-5V; 1-5V; 0-50mV: 0-10V; 0-1mA; 0-50mV: 0-20mA; 4 -20mA	0-5V; 1-5V; 0-10V; 0-10mA; 0-20mA; 4 -20mA

Potentiometer Transmitter

Code	S4X-PT-A	Input - 3 Wire	DC Output
Supply Voltage: AC 85 – 265V/DC 100 – 330V		Total Resistance - 100Ω - 10kΩ	4-20mA

RTD (PT100) Transmitter (Isolator)

Code	S4X-RR-P*-A4-*	DC Output
* Add °C to code: **F** (0 - 100°C), **D** (-50 - 200°C), **G** (0 - 200°C) * Add Supply Voltage: **A** = 85 - 265VAC/100 to 330 VDC or **B** = 20 - 60VDC		4 -20mA

Speed (Frequency Transmitter)

Code	Description	Code	Description
S4X-RT-B-2-M-A	0-100Hz Input	**S4X-RT-F-2-M-A**	0-2Hz Input
S4X-RT-E-2-M-A	0-1KHz Input	**S4X-RT-H-2-M-A**	0-10KHz Input

Supply Volts: 85-265VAC Output: 4-20mA

Specifications

Accuracy: ± 0.1% RO.
Isolation: Input/Output/Power
Insulation Resistance: ≥ 100MΩ, DC 500V
Impulse Withstand Test: IEC 61000-4-5, class 4

©ACDC Dynamics

GENSET CONTROLLERS 8-32 VDC



EAOM-19



TRANS-MINIATS



TRANS-MINI



TRANS-AMF



EAOM-210FDS



MESSENGER
with GSM

Model	EAOM-19	TRANS-MINIATS	TRANS-MINI-*	TRANS-AMF	EAOM-210FDS	MESSENGER
Size (mm)	72 x 72	111 x 81	111 x 81 x 61	152 x 224 x 41	144 x 204 x 37	144 x 204 x 37
Automatic engine start/stop and load transfer	Y	Y	Y	Y	Y	Y
Manual, Automatic and Test Mode control	Y	Y	Y	Y	Y	Y
User configurable inputs	2	5	3	6	6	6
User configurable outputs	N	6	6	6	4	4
Optional expansion board with user configurable 8 I/O **Trans-IO**	N	N	N	Y	N	N
Speed sensing from alternator voltage	Y	Y	Y	Y	Y	Y
Speed sensing from magnetic pickup	N	N	Y	Y	Y	Y
3 resistive sender inputs (oil, fuel, temp.)	N	N	Y	Y (4)	Y	Y
Load current measurement	N	Y	Y	Y	Y	Y
Generator Volts measurement	L1/N	L1/N	L1/N	L-L-L-N	L-L-N	L-L-N
Mains Volts measurement	L-L-N	L-L-L-N	L-L-L-N	L-L-L-N	L-L-N	L-L-N
Earth current measurement	N	N	N	Y	Y	Y
Exercise at programmed time intervals	N	Y	Y	Y	Y	Y
RS-232, Modbus ASCII Serial communication	N	Y	Y	N	Y	Y
Available for Remote using by PC software	N	Y	Y	Y	Y	Y
Standard modem communication	N	N	N	Y	Y	Y
Generator Power measuring by kVA, kW, kVAh, kWh, kVAr, kWrh	N	Y	Y	Y	Y	Y
Event logs	N	Y	Last 50 events	Last 500 events	Last 32 events	Last 32 events
Display	LED	LCD	LCD	LCD	LED	LCD
Mains contactor outputs	Y	Y	Y	Y	Y	Y
Generator contactor outputs	Y	Y	Y	Y	Y	Y
Programmable weekly working permit calendar	N	Y	Y	Y	Y	Y
Maintenance warning (working hour or elapsed month)	N	Y	Y	Y	Y	Y
Fully Programmable	Y	Y	Y	Y	Y	Y
Simple push button controlled operation	Y	Y	Y	Y	Y	Y

*Add to Code: **CAN** (Canbus), **MPU** (Magnetic Pick Up)

TRANS-AMF ACCESSORIES









Code	TRANS-IO	TRANS-MESS	TRANS-MESS485	TRANS-WEB
	8 x additional configurable IO's Inputs can be configured as +POS or -Neg and NO or NC. Outputs can be set as NO or NC. Adjustable input time delays. Can be used with remote monitoring modules.	2 way SMS communications (genset/Mobile). Control Genset and monitor status information. Send alarm information to predetermined GSM numbers. Supplied with software and antenna.	RS 485 ModBUS communication. Maintenance management of multiple GenSets from a central computer. 247 devices can be added to network with 500 volt galvanic isolation. Supplied with visualisation and SCADA software.	Ethernet communication. Built in http web pages. Remote GenSet control by Smartphone and PC. Email sending of alarm conditions 4GB SD memory. DHCP supported 2G, 3G, and EDGE. Supplied with antenna.

©ACDC Dynamics

GENSET CONTROLLERS

DSE

All controllers are suitable for 12/24VDC systems.






Code	DSE331	DSE4520	DSE6120	DSE7320
Application	ATS	AMF	AMF	AMF
Config DC Output	4	4	4	4
Config Input	4	4	6	8
Oil Pressure	N	Can be Configured	Can be Configured	Can be Configured
Coolant Temp	N	Can be Configured	Can be Configured	Can be Configured
Remote Start	Y	Can be Configured	Can be Configured	Can be Configured
Config Relay Output	4	N	N	2
Fuel & Crank Output	N	Y	Y	Y
Pre Heat relay Output	N	N	N	N
Analogue Input	N	3	4	4
E-stop Input	N	Y	Y	Y
Current Input	N	Y	Y	Y
MPU Pick-Up	N	N	Y	Y
CANbus	N	Y	Y	Y
USB Port	Y	Y	Y	Y
RS232 Port	N	N	N	Y
RS485 Port	N	N	N	Y
Event Logging	N	50 Events	100 Events	250 Events
PC Config	Y	Y	Y	Y
Front Config	Full	Full	Partial	Partial
Dimensions (mm)	180 x 116 x 42	140 x 113 x 43	216 x 158 x 42	240 x 181 x 42
Panel Cut Out (mm)	154 x 98	118 x 92	182 x 137	220 x 160
Supply	8- 35VDC	8 - 35VDC	8 - 35VDC	8 - 35VDC



DSE890

Accessories

Code	Description
DSE890	Gateway for remote monitoring & control connects to DSE data server by Ethernet, GPRS, RS232 or RS485. Includes GPS functionality. Suitable for use with controllers with USB Port.
DSE-GSMANT	GSM Antenna
DSE-GPSANT	GPS Antenna

EMKO

	Standalone Genset Controllers		Automatic Transfer Switch	Manual Key Start & Engine Protection
				NEW 
Model	**EAOM-36**	**EAOM-71**	**ATS-10**	**TRANS-CRANK**
Automatic engine Start/Stop	N	Y	**Controls** Generator remote start, Load transfer to mains, mains and generator contactor **Monitors** 3 Phase mains voltage Alternator voltage Program parameters	**Controls** Engine fuel or stop solenoid, Starter motor, Alarm output, Configurable output **Monitors** Engine running hour Oil pressure, Engine temperature Over / Under voltage (generator application) Under / Over speed (all applications) Under / Over frequency (generator application) Low Battery Voltage, Charging alternator, Config.input - 1 & 2 **Outputs** Start output, Fuel / Stop relay output, Alarm relay output, configurable transistor output
Automatic Shutdown on fault condition	Y	Y		
Alternator voltage and frequency measurement	Frequency Measurement	Generator Voltage/ Power Measurement		
Load current measurement	N	3 x 1 Phase		
Remote Start/Stop input	Y	Y		
3 resistive sender units	N	Y		
User configurable inputs	2	3		
User configurable outputs	1	2		
Speed sensing off Alternator	Y	Y		
Speed sensing off magnetic Pickup	N	Y		
RS-232 Serial Comms	Y	Y		
Remote use from PC	Y	Y		
Standard Modem Comms	N	Y		
Display	LED	LED		
Size (mm)	72 x 72	96 x 96	72 x 72	72 x 72

©ACDC Dynamics



CAPACITORS & PFC

12

Optimize your electrical efficiency with our Power Factor Correction and Capacitor solutions. Discover how our advanced technologies enhance energy utilization and reduce operational costs. From industrial applications to commercial environments, our comprehensive range ensures reliable performance and significant energy savings.

POWER FACTOR CONTROLLERS

For remote monitoring equipment & software see page 11.5


RG-8


RG-12T


RGI-12W


RG3-12CS


RGP-9/12

Features	RG-8T	RG-8B	RG-8BS	RG-12T	RGI-12W	RG3-12CS	RGP-9	RGP-12S
Type	Basic	Basic + Alarm	Comms + Alarm	Basic	Comms + Visual Satus Indication	Comms + Alarm	Basic + Visual Status Indicatiuon	Basic + Visual Status Indicatiuon
Capacitor Steps	8	8	8	12	12	12	9	12
Size (mm)	144 x 144	96 x 96	96 x 96	144 x 144	144 x 144	144 x 144	144 x 144	144 x 144
Smart Switching		✔	✔		✔	✔	✔	✔
Phases Monitored	1 Phase, 1 Current Transformer					3 Phase, 3 Current Transformer		
Capacitor Type	3 Phase Capacitor					1 or 3 Phase Capacitor		
THD Protection		✔	✔		✔	✔	✔	✔
Dual Target Cosϕ		✔	✔		✔	✔	✔	✔
Auto Setup		✔	✔		✔	✔	✔	✔
RS-485 Communication			✔			✔		✔
Thermal Control		✔(Int.)	✔(Int.)					✔(Ext.)
Compensation of Individual Phases						✔	✔	✔
Visual Alarm Indication	✔	✔	✔	✔	✔	✔	✔	✔
Measured Values								
Phase - Neutral Voltages (V_{LN})	✔	✔	✔	✔	✔	✔	✔	✔
Phase Current (I)	✔	✔	✔	✔	✔	✔	✔	✔
Cosϕ	✔	✔	✔	✔	✔	✔	✔	✔
Active Power (P)(Q)(S)	✔	✔	✔	✔	✔	✔	✔	✔
Individual Harmonics		✔ (19th)	✔ (19th)		✔ (31st)	✔ (19th)	✔ (31st)	✔ (31st)
Total Harmonic Distortion (THD V)/(THD I)		✔	✔		✔	✔	✔	✔
3-Phase Currents (I)					✔	✔	✔	✔
Total Power (ΣP)(ΣS)(ΣQ)					✔	✔	✔	✔
Active Energy - Import/Export (kWh)					✔	✔	✔	✔
Capacitive Reactive Energy (kVArh C)					✔	✔	✔	✔
Inductive Reactive Energy (kVArh L)					✔	✔	✔	✔



- True RMS measurements: The controller measures the reactive power in the facility and will connect or disconnect available capacitors according to the setup data
- LED display with three digits
- Single phase or three phase configurable control
- Alarms for current harmonic distortion and for improper power factor correction

8 Step Basic Power Factor Controller

Features	ED8-96
Type	Basic
Capacitor Steps	8
Size (mm)	96 x 96
Smart Switching	✘
Phases Monitored	1 Ph, 1 CT
Capacitor Type	3 Phase Capacitor
Compensation of Individual Phases	✘
Visual Alarm Indication	✔
Measured Values	
Phase - Neutral Voltages (V_{LN})	✔
Phase Current (I)	✔
Cosϕ	✔

©ACDC Dynamics

POWER FACTOR CORRECTION SYSTEMS

Active PFC Systems - 25-180 kVAr

- Fan cooled, thermostatically controlled
- Capacitors mounted within cabinet.
- Electric Orange cabinet supplied as standard.
- External CT to be ordered separately.





Wall Mount



Floor Standing

Code			Nominal kVAr @ 400V	Steps @ 400V	Size (mm) H x W x D
With Isolator	With MCCB	No Isolator*			
Wall Mount					
VM-025*	VM-025CB*	VM-025X*	25	2x10.5 + 1x4	750 x 550 x 320
VM-040*	VM-040CB*	VM-040X*	40	1x20.5 + 1x10.5 + 1x8.5	750 x 550 x 320
VM-050*	VM-050CB*	VM-050X*	50	2x20.5 + 1x8.5	1000 x 800 x 320
VM-060*	VM-060CB*	VM-060X*	60	2x24.5 + 1x10.5	1000 x 800 x 320
VM-070*	VM-070CB*	VM-070X*	70	1x29 + 1x24.5 + 1x16.5	1000 x 800 x 320
VM-090*	VM-090CB*	VM-090X*	90	2x29 + 1x20.5 + 1x10.5	1200 x 800 x 320
VM-100*	VM-100CB*	VM-100X*	100	2x33 + 1x20.5 + 1x12.5	1200 x 800 x 320
VM-120*	VM-120CB*	VM-120X*	120	3x33 + 1x20.5	1200 x 800 x 320
VMW-150*	VMW-150CB*	VMW-150X*	150	2x50 + 2x25	1200 x 800 x 320
VMW-180*	VMW-180CB*	VMW-180X*	180	2x41 + 3x33	1200 x 800 x 320
Floor Standing					
VM-210*	VM-210CB*	VM-210X*	210	3x58 + 1x33	1900 x 800 x 600
VM-240*	VM-240CB*	VM-240X*	240	3x58 + 1x41 + 1x24.5	1900 x 800 x 600
VM-270*	VM-270CB*	VM-270X*	270	4x58 + 1x41	2100 x 800 x 800
VM-300*	VM-300CB*	VM-300X*	300	4x58 + 1x41 + 1x29	2100 x 800 x 800
VM-330*	VM-330CB*	VM-330X*	330	5x58 + 1x41	2100 x 800 x 800
VM-360*	VM-360CB*	VM-360X*	360	5x58 + 1x41 + 1x29	2100 x 800 x 800
VM-420*	VM-420CB*	VM-420X*	420	6x58 + 1x41 + 1x33	2300 x 800 x 800
VM-480*	VM-480CB*	VM-480X*	480	8x58 + 1x16.5	2300 x 800 x 800
VM-540*	VM-540CB*	VM-540X*	540	9x58 + 1 20.5	2100 x 1600 x 800
VM-600*	VM-600CB*	VM-600X*	600	10x58 + 1x20.5	2100 x 1600 x 800
VM-660*	VM-660CB*	VM-660X*	660	11x58 + 24.6	2100 x 1600 x 800

* Add **-C** to code for remote monitoring services using EDMI Smart Meter. See page 303 for more information on remote monitoring packages & costs.
Enclosures size to be confimed on order.

* "No isolator" panels only allowed for direct connection as an addition to existing distribution boards which already include a dedicated MCCB / MCB for isolation of the PFC Panel. Panel must be labelled to indicate the location of isolating MCCB / MCB

Other Services - Available on Request

Dynamic PFC Systems

Systems in 50kVAr steps designed and manufactured for your solution, with or without anti-harmonic filtration. Each step is thryristor controlled and capacitors can be switched on and off within 20ms. This is ideal for fast changing loads such as spot welding machines, cranes and arc furnaces.

Site Surveys

Site surveys can be undertaken which will provide an accurate solution with firm cost savings. This applicable to all installations where either the electricity is being billed in kVA or where overloading is causing overheating of cables and nuisance tripping of the incoming circuit breaker. Please contact the industrial sales team for further details.

©ACDC Dynamics

NEW DESIGN

ACTIVE ANTI-HARMONIC PFC



Active Anti-Harmonic PFC Systems

Code			kVAr @ 400V	Steps	Step Values		Size (mm) H x W x D
Isolator	MCCB	No Isolator*			@25kVAr	@50kVAr	
VMH-150*	VMH-150CB*	VMH-150X*	150	4	2	2	1700 x 1200 x 600
VMH-175*	VMH-175CB*	VMH-175X*	175	4	1	3	1700 x 1200 x 600
VMH-200*	VMH-200CB*	VMH-200X*	200	5	2	3	1700 x 1200 x 600
VMH-225*	VMH-225CB*	VMH-225X*	225	5	1	4	1700 x 1200 x 600
VMH-250*	VMH-250CB*	VMH-250X*	250	6	2	4	1900 x 1200 x 600
VMH-300*	VMH-300CB*	VMH-300X*	300	7	2	5	2100 x 1600 x 600
VMH-350*	VMH-350CB*	VMH-350X*	350	8	2	6	2100 x 1600 x 600
VMH-400*	VMH-400CB*	VMH-400X*	400	9	2	7	2100 x 1600 x 800
VMH-450*	VMH-450CB*	VMH-450X*	450	10	2	8	2300 x 2000 x 800
VMH-500*	VMH-500CB*	VMH-500X*	500	11	2	9	2300 x 2200 x 800
VMH-600*	VMH-600CB*	VMH-600X*	600	12	0	12	2300 x 2200 x 800

Connect ready Active Power Factor Correction Systems where harmful harmonics exist as caused by UPS, VSDs and other similar devices. It is always recommended that a detailed site analysis be undertaken before ordering.

- Robust design for systems subjected to VTHD <7% and ITHD <20%. VTHD<14% on application.
- Thermostatically controlled forced cooling
- Class 2 Surge Protection Included

* Add **-C** to code for remote monitoring services using EDMI Smart Meter. See page 303 for more information on remote monitoring packages & costs. Enclosures size to be confimed on order.

* "No isolator" panels only allowed for direct connection as an addition to existing distribution boards which already include a dedicated MCCB / MCB for isolation of the PFC Panel. Panel must be labelled to indicate the location of isolating MCCB / MCB

ANTI-HARMONIC PFC COMPONENTS



Cylindrical 3-Phase Capacitors for Harmonic Filter Applications

Code	Rated Voltage	kVAr at 440V	kVAr at 400V	Current A	Wire Size	Ø x H mm
C440-330-RC	440V	30	25	46A	25mm^2	136 x 300

As per standard units except for the following

- VTHD Max 7%
- ITHD Max 30%
- Patented over pressure disconnection



De-Tuned Anti-Harmonic Reactors 400V

Code	400V Cap	Rated Voltage	Application Voltage	µH	Dimensions (mm)	Weight
AHR-17	25kVAr	440V	380-415V	1711	230H x 250W x 165D	25kg
AHR-08	50kVAr	440V	380-415V	855	230H x 250W x 156D	23kg

When used in conjunction with the above RTR capactitors, these provide the most efficient reactive compensation in harmonic conditions.VTHD <7% and ITHD <20%.

- De-tuning factor 7%
- Tuning frequency 189Hz
- Thermal protection - Built-in Thermistor to be wired into contactor control circuit.

©ACDC Dynamics

WARNING - All PFC systems require protection against harmonics, generated by such devices as variable speed drives and UPS's, and transient surges including lightning.

POWER FACTOR CORRECTION CAPACITORS

Technical Characteristics

- Standards: IEC 30831-1/2, EN60831-1/2
- Capacitance Tolerance: -5 +10%
- Frequency: 50Hz (60Hz on request)
- Temperature Range Operating: -25°c + 55°c
- Total Losses: ≤ 0.45 W/kVAr
- Maximum over voltage: 1.1 x Un
- Maximum over current: 1.5 x In
- Maximum THD Voltage: 2%
- Maximum THD Current: 25%
- Discharge Resistance: Incorporated
- Dielectric: Metallized polypropylene film
- Protection: IP20, Indoor Mounting
- Humidity: Max 95%
- Expected Life: 120 000 Hrs (Temp. level C)
- Altitude: Max. 2000 above Sea Level



Connected

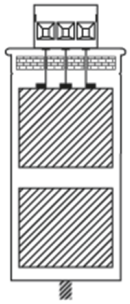

Disconnected

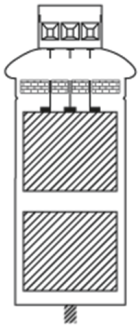

Ideal for use with harmonic filters

- Terminals – clamp type
- Mounting via stud
- Overpressure disconnection
- Discharge resistors fitted

Manufactured to EN60831-1/2

Cylindrical 3 Phase Power Factor Capacitors - 400V

Code	Rated Voltage	kVAr at 440V	kVAr at 400V	Current per phase	Backup Fuse	Wire Size	Size (mm) Ø x H
C440-010	440V	1	0.8	1.2A	2A	2.5mm²	70 x 260
C440-015	440V	1.5	1.2	1.7A	4A	2.5mm²	70 x 260
C440-020	440V	2	1.4	2.0A	4A	2.5mm²	70 x 260
C440-025	440V	2.5	2	2.9A	4A	2.5mm²	70 x 260
C440-030	440V	3	2.5	3.6A	6A	2.5mm²	70 x 260
C440-040	440V	4	3.3	4.8A	8A	2.5mm²	70 x 260
C440-050	440V	5	4.2	6A	8A	2.5mm²	70 x 260
C440-075	440V	7.5	6.2	9A	16A	6mm²	85 x 260
C440-100	440V	10	8.2	12A	16A	6mm²	70 x 260
C440-125	440V	12.5	10.3	15A	20A	6mm²	85 x 260
C440-150	440V	15	12.3	18A	25A	6mm²	85 x 260
C440-200	440V	20	16.4	24A	32A	10mm²	100 x 260
C440-250	440V	25	20.5	30A	40A	16mm²	120 x 260
C440-300	440V	30	24.6	36A	50A	16mm²	120 x 260
C440-350	440V	35	29	42A	63A	25mm²	136 x 260
C440-400	440V	40	33	48A	63A	25mm²	136 x 260
C440-500	440V	50	41	60A	80A	50mm²	136 x 300

Cylindrical 3 Phase Power Factor Capacitors - 525V

Code	Rated Voltage	kVAr at 550V	kVAr at 400V	Current per Phase	Backup Fuse	Wire Size	Size (mm) Ø x H
D2800	525V	5	2.6	3.7A	6A	4mm²	70 x 215
C550-75	525V	7.5	4	5.6A	10A	4mm²	85 x 260
C550-100	525V	10	5.3	7.5A	16A	4mm²	85 x 260
C550-125	525V	12.5	6.6	9.3A	16A	4mm²	100 x 260
C550-150	525V	15	7.9	11.2A	20A	6mm²	100 x 260
C550-200	525V	20	10.6	14.9A	25A	6mm²	100 x 345
C550-250	525V	25	13.2	18.6A	30A	10mm²	120 x 345
C550-300	525V	30	15.9	22.4A	40A	10mm²	120 x 345
C550-400	525V	40	21.1	29.8A	50A	16mm²	136 x 345
C550-500	525V	50	26.4	37.30A	60A	25mm²	136 x 345

Cylindrical 3 Phase Power Factor Capacitors - 690V

Code	Rated Voltage	kVAr at 690V	kVAr at 400V	Current per Phase	Backup Fuse	Wire Size	Size (mm) Ø x H
C690-075	690V	7.5	2.5	6.3A	10A	2.5mm²	70 x 260
C690-100	690V	10	3.4	8.4A	16A	4mm²	85 x 260
C690-125	690V	12.5	4.2	10.5A	20A	4mm²	100 x 260
C690-150	690V	15	5.1	12.6A	25A	6mm²	100 x 260
C690-200	690V	20	6.8	16.7A	32A	10mm²	120 x 260
C690-250	690V	25	8.4	20.9A	40A	10mm²	120 x 265
C690-300	690V	30	10.1	25.1A	40A	10mm²	136 x 265

©ACDC Dynamics

POWER FACTOR CORRECTION CAPACITORS



- Terminals – stud type
- Discharge resistors fitted
- Manufactured to EN60831-1/2

3 Phase Capacitors – Steel Enclosed Type

Code	Rated Voltage	kVAr at 440V	kVAr at 400V	Current per Phase	Backup Fuse	Wire Size	Dimensions mm H x A x P
R0440-050	440V	5	4.1	6A	10A	2.5mm^2	300 x 115 x 115
R0440-075	440V	7.5	6.2	9A	16A	4mm^2	300 x 115 x 115
R0440-100	440V	10	8.2	12A	20A	4mm^2	300 x 115 x 115
R0440-125	440V	12.5	10.3	15A	25A	6mm^2	300 x 115 x 115
R0440-150	440V	15	12.3	18A	32A	10mm^2	300 x 115 x 115
R0440-200	440V	20	16.4	24A	40A	10mm^2	425 x 165 x 150
R0440-250	440V	25	20.5	30A	50A	10mm^2	425 x 165 x 150
R0440-300	440V	30	24.6	36A	63A	16mm^2	425 x 165 x 150
R0440-350	440V	35	28.7	42A	80A	16mm^2	425 x 165 x 150
R0440-400	440V	40	32.8	48A	80A	25mm^2	425 x 165 x 150
R0440-450	440V	45	36.9	54A	100A	25mm^2	425 x 165 x 150
R0440-500	440V	50	41.0	60A	100A	50mm^2	425 x 165 x 150
R0440-600	440V	60	49.2	72A	125A	70mm^2	425 x 320 x 150
R0440-700	440V	70	57.4	83A	160A	70mm^2	425 x 320 x 150
R0440-800	440V	80	65.6	95A	160A	95mm^2	425 x 320 x 150

MOTOR STARTING & LIGHTING CAPACITORS



Lighting Capacitors – 250VAC. Supplied with 150mm flying leads and M8 mounting stud

Code	Capacitance (µF)	Size Ø x H mm	Code	Capacitance (µF)	Size Ø x H mm	Code	Capacitance (µF)	Size Ø x H mm
CA-02MF	2	25 x 53	CA-08MF	8	30 x 73	CA-18MF	18	35 x 73
CA-02.5MF	2.5	25 x 53	CA-09MF	9	30 x 73	CA-20MF	20	35 x 96
CA-03MF	3	25 x 53	CA-10MF	10	30 x 73	CA-25MF	25	35 x 96
CA-03.5MF	3.5	25 x 53	CA-11MF	11	30 x 73	CA-30MF	30	40 x 95
CA-04MF	4	25 x 53	CA-12MF	12	35 x 73	CA-32MF	32	40 x 95
CA-04.5MF	4.5	25 x 53	CA-13MF	13	35 x 73	CA-35MF	35	40 x 95
CA-05MF	5	25 x 69	CA-13.5MF	13.5	35 x 73	CA-40MF	40	50 x 100
CA-06MF	6	25 x 69	CA-14MF	14	35 x 73	CA-45MF	45	50 x 100
CA-06.3MF	6.3	25 x 69	CA-15MF	15	35 x 73	CA-50MF	50	50 x 100
CA-07MF	7	25 x 69	CA-16MF	16	35 x 73	CA-55MF	55	50 x 100
CA-07.5MF	7.5	30 x 73	CA-17.5MF	17.5	35 x 73	CA-60MF	60	50 x 100

Specifications

- Dielectric material: Metalised polypropylene, low loss non-inductive winding.
- Case and cover: self-extinguishing thermoplastic resin.
- Lead: 2 x 0.75mm^2. PVC 90°C.
- Reference standards: CEI 33-3; VDE 560-8; ASE 1029; VDE EN60252.
- Climatic category: 25/85/21.
- Standard tolerance: ±5%; -2+8%.
- Rated frequency: 50 – 60Hz.
- Voltage: 1.1 Un at 50Hz.
- Dissipation factor at 20°C, V = Un, 50Hz: ≤15:10-4

Motor Run Capacitors – 480VAC



With mounting stud M8

Code	Capacitance (µF)	Size Ø x H mm
CAR-01.5MF	1.5	25 x 55
CAR-02MF	2	25 x 55
CAR-03MF	3	30 x 63
CAR-04MF	4	32 x 73
CAR-05MF	5	32 x 73
CAR-06MF	6	32 x 73
CAR-08MF	8	32 x 73
CAR-10MF	10	32 x 73
CAR-12MF	12	35 x 75
CAR-14MF	14	35 x 75
CAR-16MF	16	35 x 75
CAR-18MF	18	35 x 98
CAR-20MF	20	35 x 98
CAR-25MF	25	35 x 98
CAR-30MF	30	40 x 94
CAR-40MF	40	50 x 100
CAR-50MF	50	50 x 100
CAR-60MF	60	55 x 120

Motor Start Capacitors – 275VAC



Code	Capacitance (µF)	Size Ø x H mm
CAS-030MF	30 - 36	50 x 85
CAS-050MF	53 - 64	50 x 85
CAS-080MF	65 - 80	50 x 85
CAS-100MF	88 - 106	50 x 85
CAS-125MF	124 - 149	50 x 85
CAS-130MF	130 - 156	50 x 85
CAS-160MF	145 - 174	50 x 85
CAS-300MF	270 - 324	50 x 110
CAS-328MF	328 - 454	60 x 110

Motor Run Capacitors with Flylead – 440VAC



Code	Capacitance (µF)	Size Ø x H mm
CAR-20MF-FL	20	41 x 75
CAR-25MF-FL	25	41 x 75
CAR-30MF-FL	30	44 x 93

©ACDC Dynamics



TEMPERATURE CONTROLS

13

Discover precision and reliability with our Temperature Control solutions, designed to meet the diverse needs of modern industries. From advanced thermostats to cutting-edge climate management systems, ensure optimal operational conditions effortlessly.

NEW

PID TEMPERATURE CONTROLLERS

Autonics

Universal 4 Digit Temperature Controller







	TK4S	TK4M	TK4L	TK4H	TK4W
Control Relay + Alarm Relay	TK4S-14RN	TK4M-14RN	TK4L-14RN	TK4H-14RN	TK4W-14RN
4-20mA / SSR Output + Alarm Relay	TK4S-14CN	TK4M-14CN	TK4L-14CN	TK4H-14CN	TK4W-14CN
Control Relay + 2 Alarm Relay	TK4S-24RN	TK4M-24RN	–	–	TK4W-24RN
Size (H x W x D)	48 x 48 x 64.5mm	72 x 72 x 64.5mm	96 x 96 x 64.5mm	48 x 96 x 64.5mm	96 x 48 x 64.5mm

Features

- Simultaneous heating and cooling control function
- 4 digit 7 segment LED displays:
  PV (Process Value) Red
  SV_1 (Set Point Value) Green
- SV_1 - SV_4 preset function using digital input terminals
- Indication accuracy of ±0.3% (F - S)
- **TK4*-14CN** : Switch between current output and SSR drive output
- Input types : TC (J, K, R, S, T, N, C, L, U, E, G, Platinel II)
  RTD (PT50Ω/100Ω, Cu50Ω/100Ω, Nikel 120Ω)
  0-10V, 1- 5V, 4-20mA
- Control : ON/OFF, P,PI,PD & PID control

Specifications

- Multi-volt Supply : 100 to 240VAC
- Consumption : ≤ 8VA
- Control Relay output : C/O 3A @ 250VAC
- Sample Rate : 50ms

NEW

COMPACT PID TEMPERATURE CONTROLLER

Autonics



	TX4S
Control Relay + Alarm Relay	TX4S-14R
4-20mA / SSR Output + Alarm Relay	TX4S-14C
Control Relay + 2 Alarm Relay	TX4S-24R
Size (H x W x D)	48 x 48 x 45mm

Features

- 4 digit 11 segment LCD displays:
  PV (Process Value) White
  SV (Set Point Value) Green
- SV using digital input
- **TX4S-14C**: Switch between current output and SSR drive output
- Compact space saving design
- Indication accuracy of ±0.3% (F - S)
- Input types:
  TC (J, K, R, S, T, L)
  RTD (PT100Ω, Cu50Ω)
  DC 4-20mA or 0 - 20mA
- Control : ON/OFF, P, PI, PD, PID control

Specifications

- Multi-volt Supply : 100 to 240VAC
- Consumption : ≤ 8VA
- Control Relay output : C/O 3A @ 250VAC
- Sampling Rate : 50ms

Ø22MM OR 45X45MM PANEL MOUNT TEMP. CONTROLLER

Stand Alone Panel Mount Controller




An innovative patented design using Ø22mm hole or existing 45x45mm cutout for panel mount temperature controllers.

Modular DIN Mount Controller with Remote Display



Display



Controller



Up to 16 **ELK22MS** can be coupled using **FT6-20** connectors and controlled by a single **ELK22DKP** display.

Code	ELK22S-*-R-2R	ELK22DKP	ELK22MS-*-R-2R
Supply Voltage	24VAC/DC, 100-240VAC	16VDC/20mA (from **ELK22MS**)	24VAC/DC, 100-240VAC
Control Mode	On/Off, PID Auto Tune	–	On/Off, PID Auto Tune
Process Display	4 Digit 12mm (Red)	4 Digit 12mm Red	–
Set Point Display	4 Digit 7mm (Green)	4 Digit 7mm Green	–
Sensor/Process input	J, K, PT100, PTC NTC, mA, mV, V	–	J, K, S, PT100, PTC, NTC, mA, mV, V
Output 1 (R)	SPDT C/O (6A@250VAC)	–	SPDT C/O (6A@250VAC)
Output 2 (2R)	SPST N/O (6A@250VAC)	–	SPDT C/O (6A@250VAC)
Size	49.5 x 49.5 x 108mm	49.5 x 49.5 x 110mm	98 x 35 x 64mm (2M DIN)
Comms Port	–	ModBus RS485	ModBus RS485

* Add Supply Voltage to code:
24 (24VAC/DC), **240** (100-240VAC)



Accessories

Code	Description
FT6-20	Inter-connecting coupling cable length 20mm

* Add Supply Voltage to code: **24** (24VAC/DC), **240** (100-240VAC)

©ACDC Dynamics

DIGITAL TEMPERATURE CONTROLLERS

Accuracy ±0.25%
IP65 (Front), IP22 (Rear)











Code	ECOLITE-4-*-2R	ECOPID-4-*-2R-S**	ESM4430-**	ESM7730-**	ESM4435-**
Voltage	230VAC, 10-30VDC, 115VAC	230VAC, 10-30VDC, 115VAC	100-240VAC 24VAC/DC	100-240VAC 24VAC/DC	100-240VAC 24VAC/DC
Control Method	On/Off	On/Off, P, PI, PD, PID	On/Off, P, PI, PD, PID	On/Off, P, PI, PD, PID	On/Off, P, PI, PD, PID
PID Tuning	–	Auto / Manual	Auto / Manual	Auto / Manual	Auto / Manual
Process Display	3 Digit 16mm Red	3 Digit 16mm Red	4 digit 10mm (red)	4 digit 10mm (red)	4 digit 10mm (red)
Set Value Display	4 Digit 9mm Orange	4 Digit 9mm Orange	4 digit 8mm (Green)	4 digit 8mm (Green)	4 digit 8mm (Green)
Sensor Input	J, K, R, S, T, PT100	J, K, R, S, T, PT100	J,K,R,S,T,B,E,N,PT100	J,K,R,S,T,B,E,N,PT100	J,K,R,S,T,B,E,N, PT100
Process Inputs	N/A	N/A	N/A	N/A	0-50mV/5V/10V, 0/4-20mA
Process Supply	–	–	0-50mV/5V/10V,0/4-20mA	0-50mV/5V/10V,0/4-20mA	0-50mV/5V/10V, 0/4-20mA
Heating/Cooling	√	√	√	√	√
Output 1	N/O Relay 5A@250VAC	N/O Relay 5A@250VAC	N/O Relay 5A@250VAC	N/O Relay 5A@250VAC	N/O Relay 5A@250VAC
Output 2	N/O Relay 5A@250VAC	N/O Relay 5A@250VAC	N/O Relay 5A@250VAC	N/O Relay 5A@250VAC	N/O Relay 5A@250VAC
Output 3	–	SSR (10mA@12VDC)	SSR (20mA@12VDC)	SSR (20mA@12VDC)	0/4-20mA / 0/2-10V
Output 4	–	RS485 (If option ordered)	–	–	–
Size	48 x 48 x 86.5mm	49 x 48 x 86.5mm	48 x 48 x 116mm	72 x 72 x 87.5mm	48 x 48 x 116mm

* Add Supply Voltage to code: **5** (230VAC), **6** (10-30VDC), **3** (115VAC)
** Add to code: **-485** (RS485 Comms) for **ECOPID** only

Features

- User friendly installation and operation
- Selectable Heating / Cooling functions
- Adjustment of temperature offset value
- Password Protection
- Adjustment of PID parameters (**ECOPID**)
- Selectable alarm functions (**ECOPID**)
- RS485 (Selectable at ordering (**ECOPID**)

** Add Supply Voltage to code: **240** (100-240VAC), **24** (24VAC/DC)

Features

- User friendly installation and operation.
- Universal Input TC, RTD + Analogue for **ESM4435**
- Automatic or manual PID tuning for greater control
- Adjustable PID cycle time for greater control
- Adjustable hysteresis for greater flexibility
- Text based Function menu for ease of set-up
- Dual Display of process temperature and set value
- Adjustable On and Off delay on alarms



Features

- Adjustable Process Offset Value
- Programmable ON/OFF, P, PI, PD, PID and PID Auto tune control types
- Programmable outputs - control or alarm functions can be selected for Outputs

Analogue control - Digital display temperature controller

Code	EDS9950-N-*
Supply voltage	24VAC/DC, 115VAC, 230VAC
Control Method	ON/OFF, PID
PID Tuning	Auto / Manual
Display	4 Digit 10mm (Red)
Sensor Input	J, K, R, S, PT100(2 or 3 Wire)
Process/Alarm Output1	1x C/O (7A @ 250VAC)
Process Output2	SSR driver (10mA/12V)
Size	96 x 96 x 96mm
Panel Cut-Out	92 x 92mm

* Add supply voltage to code: **24** (24VAC/DC), **115** (115VAC), **230** (230VAC)

- If Process Output Type is chosen as Relay (Output 1) , SSR (Output 2) will be passive and Output Control Type will be ON/OFF Control.
- If Process Output Type is chosen as SSR (Output 2), Relay Output will be set as Alarm Output and any one of the Output Control Types can be chosen.

©ACDC Dynamics

TEMPERATURE CONTROLLERS

ON/OFF Control	Analogue Setting	Analogue Setting & Deviation Display	Analog Setting & Full Scale Display		Thumbwheel Setting & Digital Display	
						
Size 96 x 48	–	–	–	–	–	KE-861*
Size 72 x 72	KE-714*	KE-724*	–	KE-742*	KE-771*	–
Size 96 x 96	KE-612*	KE-622*	KE-632*	KE-642*	KE-671*	–
c/w Alarm Contact	–	–	–	–	KE-771/A*/KE-671/A*	KE-861/A*
Range & Probe	*Add temperature **100**, **200**, **400** or **600**°C and Probe type PT100., J or K e.g. **KE-724 200K**					
Higher Range 'K'	–	–	800 & 1200°C		–	–

Technical Specifications

Supply: 110/220VAC
Input: Thermocouple K, J and PT100
Accuracy: 1% of full scale
Control: On/Off action
Output: Relay 1C/O 5A@250V
Hysteresis: 2,5% full scale
Alarm: 10% of full scale

Connection Diagram

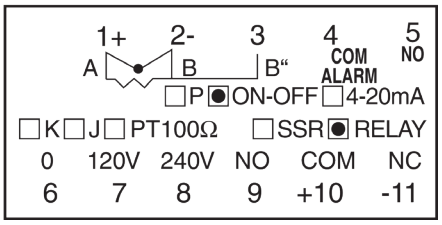

	Digital DIP Switch Setting	Digital Dial Switch Setting		Thumbwheel 1 Set Point	Analogue 1 Set Point	Digital
			ON/OFF Control		On/Off or PID (Auto) 	
			Size	48 x 48mm	48 x 48mm	34 x 76mm
Size 72 x 72mm	TCD-M-1-*	TCR-M-1-*	Probe PT100	TP-48*P	TR-48*P	MTR11-150PTC*
Size 96 x 96mm	TCD-L-1-*	TCR-L-1-*	Probe J & K	TP-48*J	TR-48*J	–
Range & Probe	*Add temperature **100, 200, 400, 1200** (K-Type only) and Probe type PT100, J or K e.g. **TCD-M-1-200K**			TP-48*K	TR-48*K	–

Technical Specifications

Supply : 230VAC
Power consumption: under 5VA
Input:
Thermocouple: K, E, J
RTD PT100 and Cu50Ω
Accuracy: ±5%
Control: ON/OFF (Heating)
Output : Relay 1N/O & 1 N/C, 5A @250VAC
Hysteresis:
Sampling Rate: 100ms

Connection Diagram

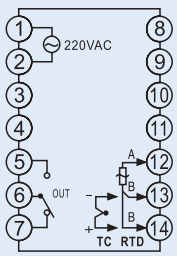

*Add temperature **100**, **200**, **400**°C
*Add temperature **200**, **400**°C

All supplied complete with **Y-50** mounting bracket

Specifications:
Supply voltage: 110-240VAC
Hysteresis: 2,5% full scale
Relay output: 1 C/O 2A@250VAC

Reversed 8 pin **P3G-08**



Panel-mount or 8 pin plug-in.

Connection Diagram

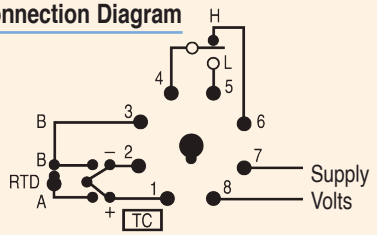

• Supply: 230VAC
* C/W Probe
Range: 50-150°C
Spare Probe: **PTC150**

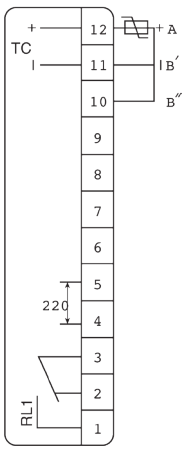

©ACDC Dynamics

TEMPERATURE INDICATORS

	Indicator	Indicator	5 Sensor Input Indicator	Indicator	Indicator	
						
Code: PT100	**T3NI-400P**	**T4YI-400P**	**T4WM-400P**	**MTR10-599P**	**SG-781*P**	**SG-681*P**
Code: J	–	**T4YI-500J**	**T4WM-500J**	**MTR10-999J**	**SG-781*J**	**SG-681*J**
Code: K	–	**T4YI-1200K**	**T4WM-1200K**	**MTR10-999K**	**SG-781*K**	**SG-681*K**
Size	24 x 48mm	36 x 72mm	48 x 96mm	34 x 76mm	72 x 72mm	96 x 96mm
Supply Volts	12-24VDC	100-240VAC	110-240VAC	230VAC	110-230VAC	
Temperature Range	–	–	–	–	*Add Temp Range to code: **100**, **200**, **400**°C	

	Temperature Indicators		Large Display	Glass Thermometer
				
Code	**TKTZ**	**DT-101S**	**TH-922**	**CS-120**
Range	-50 to +99°C	-40 to +70°C	0-100°C	0-120°C / 20-180˚F
Supply	230VAC or 115VAC	Battery included	85-265VAC	-
Probe	PTC20 (included)	1.1m cable (included)	**TC-P 100D**	-
Size (mm)	62(W) x 29(H)	48(W) x 28(H)	200(H) x 395(W) x 100(D)	1/2" BSP - 150mm (L)

SCR HEATER ELEMENT REGULATORS





Voltage Control for Heaters Single Phase (230V)

Code	Current	KW	Ultra fast Fuse	Code	Current	KW	Ultra fast Fuse
SG-027	27A	6	30A	**SG-100**	100A	22	100A
SG-057	57A	12.5	60A	**SG-132**	132A	29.3	160A
				SG-162	162A	36	160A

Three Phase (400V)

Code	Load Current	KW	Ultra fast Fuse	Code	Load Current	KW	Ultra fast Fuse
SG-325	25A	16.5	25A	**SG-3100**	100A	66	100A
SG-350	50A	33	50A	**SG-3130**	130A	86	160A
SG-375	75A	49	75A	**SG-3160**	160A	105	160A

Benefits

- Small size, saving space
- High accuracy and fast response
- Eliminates contactor noise
- Extends heater life
- High efficiency, no maintenance
- Maintains stable process temperature

Specifications

Input Signal: 4-20mA, 0-20mA, 1-5VDC. 0-5VDC
Control System: Phase control
Insulation Resistance: 500VDC (10g ohms)

Output Voltage: 0-100%
Constant- Voltage Characteristics: Output accuracy 1%
Ambient Temperature: -10/50°C Humidity 90% RH below
VR1: Min V output Ads.
VR2: Max V output Ads.

Connection Diagram

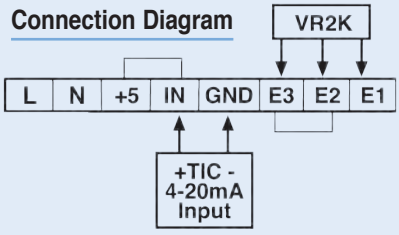

THREE PHASE

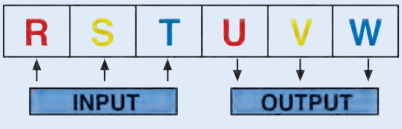

©ACDC Dynamics

DIGITAL DEFROSTING & TEMPERATURE CONTROLS

Temperature Controllers for Walk-in Freezers and Cooling Displays

Size: 71 x 28 x 71mm
Cut Out: 71 x 29mm
Display: 3 Digit/Sign






Code	TC-900RI-CL	TC-900RI-P	TC-920RI	TC-940RI-P
Range	-50 to 75˚C	-50 to 75˚C	-50 to 75˚C	-50 to 75˚C
Supply	115 or 230VAC ±10%	90-264VAC	115 or 230VAC ±10%	115 or 230VAC ±10%
Probe	2 x **SB19** NTC Sensor (Inc.)	2 x **SB19** NTC Sensor (Inc.)	3 x **SB19** NTC Sensor (2 Inc.)	2 x **SB19** NTC Sensor (Inc.)
Relay Output	N/O 5A Refr N/O 5A Fans N/O 5A Defrost	N/O 16A Comp N/O 5A Fans N/O 8A Defrost	N/O 5A Refr N/O 5A Fans N/O 3A Defrost	N/O 16A Comp 3A N/O Alrm N/O 5A Defrost N/O 5A Fans
Coms / Software Req.	Yes / SITRAD	No / -	No / -	Yes / SITRAD
Application	Refrigeration	Refrigeration	Refrigeration / Frozen Food	Refrigeration
Features	• Dual sensor • Real time clock • Up to 8 defrost / day • Internal battery • Serial communication	• Dual Sensor • Large compressor switching capacity	• Three Sensors • Digital input for door monitor or defrost control • Power saving function	• Energy saving through intelligent defrost control • Alarm output • Digital input • Sensor response time control • Serial Communication

Refrigeration / Temperature Controllers

Timer / Temp Control

Size: 71 x 28 x 71mm
Cut Out: 71 x 28mm
Display: 3 Digit/Sign




Display: 2 Digit/Sign

Size: 105 x 50 x 52mm
Cut Out: 44 x 90mm



Code	TC-900E-2HP	MT-512E-LOG	TC-900RG2	RT607E-PLUS
Range	-50 to 105˚C	-50 to 105˚C	-50 to 75˚C	-50 to 105˚C
Supply	115 or 230VAC ±10%	115 or 230VAC ±10%	115 or 230VAC ±10%	115 or 230VAC +10%
Probe	2 x **SB19** NTC Sensor (Inc)	1 x **SB19** NTC Sensor (Inc)	2 x **SB19** NTC Sensor (Inc)	1 x **SB19** NTC Sensor (Inc)
Relay Output	C/O 12(8)A Comp N/O 10A Defrost, N/O 5A Fans	N/O 16A (12A) (2HP) N/C 2A (0,1HP)	N/O 16A Comp N/O 5A Fans, N/O 8A Defrost	NO 16A (12A) Temp Control C/O 10A (0,25Hp) Event
Coms / Software Req.	Yes / SITRAD	Yes / SITRAD	No / -	Yes / SITRAD
Application	Refrigeration	Refrigeration / Heating	Beverage Freezers	Air Conditioning / Water Heaters / Defrost Control
Features	• Fast freezing • Economic Setpoint	• Serial communication • Datalogging • Sensor response time control • Digital input • **IP65** Front panel • Function lock	• Easy set-up using supplied preset selector - 9 preset configurations • Dual Sensor	• Temperature Controller combined with time sheduler • Parameters for recirculation & protection of water heaters • Up to 8 daily events • Manual load activation

Temperature Controls

Temperature & Humidity

Size: 71 x 28 x 71mm
Cut Out: 71 x 28mm
Display: 3 Digit/Sign





Code	MT-516EVT-PLUS	MT519E	MT-530SUPER*
Range	-50 to 200˚C	-50 to 200˚C	-10 to 70˚C
Supply	115 or 230VAC ±10%	100-240VAC	115 or 230VAC / ***12-24V** AC/DC
Probe	1 x **SB19** NTC Sensor (Inc)	2 x **SB19** NTC Sensor (Inc)	1 x **SB56** NTC Temperature and Humidity Sensor (Inc)
Relay Output	N/O 16A (8A) Load 1 N/O 16A (8A) Timed	C/O 16A (8A) Out1 C/O 16A (8A) Out2	3 x N/O 5A Temp/Humidity/Aux
Coms / Software Req.	Yes / SITRAD	Yes / SITRAD	Yes / SITRAD
Application	Milk Cooling / Heatpumps	Boilers / Air conditioning / Heaters	Data Centres / Air Conditioning / Grain Drying
Features	• Cyclical timer: 1-999 sec/min • True RMS voltage monitoring with over/under voltage protection • Serial communication • Timed output can also be configured as an alarm output or second stage of cooling or heating	• 2 Independant thermostats • Alarm contact • Buzzer • Cyclical timer • Function lock • Serial communication • **IP65** Front panel	• Convenient integrated sensor • Serial Communication

©ACDC Dynamics

POWER MONITORS

Instrument for measuring and monitoring the major parameters regarding energy quality on three-phase electrical installations



Code	PHASE LOG PLUS
Supply	85 - 265VAC
Control Range	90-500VAC
Current	5A/ 250VAC 1/8hp
Dimensions	71 x 28 x 71mm
Communication	RS-485
Application	Electrical panels and multi-phase equipment
Features	• TRMS Over/ Under voltage Protection (Adjustable) • Phase Failure & Phase Sequence & Assymetry Protection • Data Logger Per Phase • Real Time Clock

TEMPERATURE DISPLAY

Defrost function through compressor stop and permanent ventilation.
Long distance visualization.



MT-512G
115 or 230VAC ±10%
-55 to 90˚C
N/O 16A (8A)
105 x 50 x 44mm
No
For walk-in and display coolers, can be set up for display only.

Remote Management Software

Code	SITRAD

More than just automation, sitrad innovates in the management of cooling, heating, air conditioning, and solar heating systems by means of its most distinguishing feature: connectivity. The user can continuously evaluate, configure and store data on temperature, humidity and pressure, among others

- ***Local**: must be installed in the computer to which the instruments are connected via interface
- ***Remote**: must be installed in the computer that will remotely manage the installation, via Internet
- ***Mobile**: manages facilities via cell phone, communicating with the local module

With mobile, the user has another option for remote management. Without using a computer, it provides even easier remote installation management. It is the connectivity allowing to take over the control, anytime, anywhere.

SITRAD Software is free to download (www.sitrad.com). Also see test/trial on the same website.



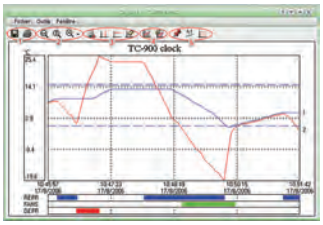

CONTROLLERS FOR SOLAR SYSTEMS

Differential Temperature Controllers for Pumped Solar Heating Systems







Code	ANASOL	MICROSOL RI* V6	MICROSOL II *PLUS
Features	Economical differential temperature controller used to control the pump of solar water heating applications. • Anti-Freeze or Overheating protection • Manual pump control function	Differential thermostat for automation of pumped solar heating systems. • Anti-Freeze and Overheating protection	Differential temperature controller for automation of pumped solar heating systems. • Anti-Freeze, Overheating protection and solar back-up functions. • Built in time switch allows for up to 4 daily events (c/w Battery Back-up)
Supply	115 or 230VAC ±10%	115 or 230VAC or * Add "**L**" for 12-24VAC/DC	115 or 230VAC or * Add "**L**" for 12-24VAC/DC
Control Range	-50 to 105°C	-50 to 105°C	-50 to 105°C
Load Current	C/O 16A (8A)	C/O 16A (8A)	3 x N/O 5A (3A)
No. of Sensors IP's	2 x **SB59** Colour Coded	3 x **SB59** Colour Coded	3 x **SB59** Colour Coded
Dimensions	100 x 72.8 x 36.8mm	71 x 28 x 71mm	71 x 28 x 71mm
Connection Diagram	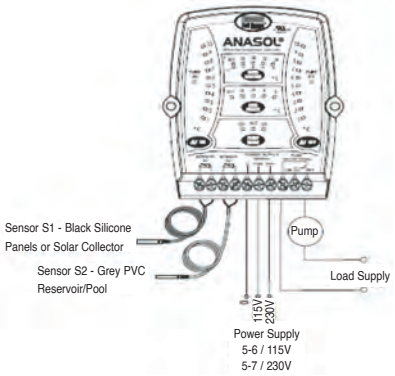	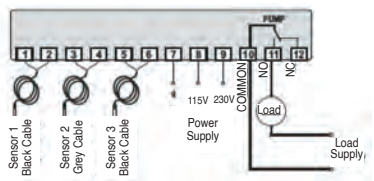	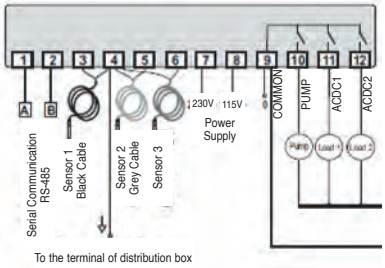 Coms = RS485 Software = SITRAD

©ACDC Dynamics

TEMPERATURE CONTROLLERS IP64

Size: 76 x 36mm
Cutout: 71 x 29mm
Display: 3 Digit + Sign









Code	KLT11BB-J (J Probe) KLT11BB-K (K Probe)	KLT11D	KLT11D2	KLT12D	KLT22D	KLT32
Range	J = 0 to 700°C K = 0 to 999°C	-50 to 150°C				
Supply	230VAC, 110VAC	230VAC, 110VAC, 24VAC/DC or 12VAC/DC to be specified				
Probe (excluded)	J or K Probe Program Selectable	PTC or NTC Program Selectable		PTC or NTC Program Selectable		PTC20±2°C / PTC05±0.5°C
Output relay	1 Relay C/O 16A	C/O 16A	N/O 20A	N/O	16A N/O Control 8A C/O Defrost	N/O 16A Control, C/O 5A Defrost, N/O 8A Fan
Function	Control	Control		Control	Control & Defrost	Control for compressor, fan & defrost
Alarm	2 Alarm set points	–		–	–	–
Communication Card Output (KL-KEY)	Yes	Yes	Yes	Yes		Yes
Connection Diagram	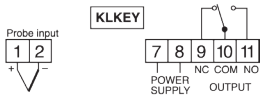	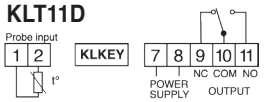		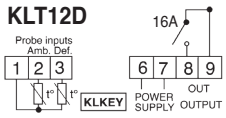		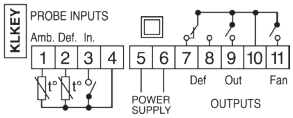
		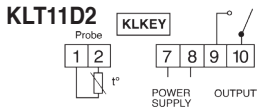		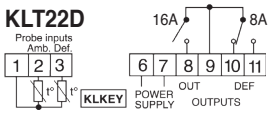		
Specifications	• Cooling or heating • Inside alarm buzzer • Accuracy 1%	• Cooling or heating • High & low value set point		• 1 or 2 Probe selectable • Designed for refrigeration • Able to program 23 different parameters, i.e. hysteresis, defrost time		• 1 or 2 Probe selectable • Designed for refrigeration • Able to program 52 different parameters, i.e. hysteresis, defrost time



Accessories (Probes c/w 1.5m cable)

Code	Description
PTC20	PVC Cable. Accuracy ± 2°. Range -50°C / 105°C
PTC05	PVC Cable. Accuracy ± 0.5°. Range -50°C / 105°C
NTC20	PVC Cable. Accuracy ± 1°. Range -50°C / 105°C

HUMIDITY CONTROLLERS



IP65



Code	DPM-RH-*	KLH11RH
Size	72 x 72 mm	76 x 36 x 60D mm
Supply	110VAC or 230VAC	110VAC or 230VAC
Input*	**4-20MA (VN8736) / 1-3V**	0-1V, 1-3V **KLSH03**
Range	0-100% RH	0-100% RH
Settings	Hysteresis Adj.	Differential or Hysteresis
Output	Relay C/O 8A	Relay C/O 8A

TEMPERATURE & HUMIDITY CONTROLLER



Code	KLTH43
Size	134 x 105mm
Cutout Size	130.5 x 100.5mm
Supply	230VAC
Temp. Range	-50°C to 150°C (0.5%)
Hum. Range	0-100% RH (5%)
Probes (excluded)	Temp 2 x **PTC05** ±0.5% or **PTC20** ±2% Humidity 1 x (0-1V) / (0-3V) 4-20mA probe
Outputs	4 SPDT Relays 8A @ 250VAC
Display	Red for temperature; Green for humidity

Features

- Red display for temperature and green display for humidity
- Temperature control can be ON/OFF, neutral zone or refrigeration
- Second temperature probe can be used for defrosting control
- Humidity control can be ON/OFF or neutral zone.
- Humidity probe (0-1V) / (0-3V) / (4-20mA) selectable by programme
- Resolution:
  Temp: 0.1°C
  Humidity: 1%

©ACDC Dynamics

HUMIDITY & TEMPERATURE SENSORS

Humidity Sensors

	IP30	1.5m cable length
		
Code	**VN8736**	**KLSH03**
Supply Voltage	9-30VDC / 12-24VAC	5VDC
Range	20-90% RH	10-90% RH
Output	4-20mA or 0.1-1V	1 to 3VDC

Combined Humidity & Temperature Sensors

			1.5m cable length
			
Code	**TH-102W**	**TH-101D**	**TH-103S**
Supply Voltage	12/24VDC	12/24VDC	12/24VDC
Range	0-100°C / 0-100%RH	0-100°C / 0-100%RH	0-100°C / 0-100%RH
Output	4-20mA (2-wire)	4-20mA (2-wire)	4-20mA (2-wire)

Combined Humidity & Temperature Sensors

EMKO

	Small Size: 40 x 79 x 16mm	Duct Mount c/w 59mm Probe		Wall Mount	
					
Code	**PMI-P-H0/T0**	**PMD-D-H0/T0-101**	**PMD-D-0/0-111**	**PMD-W-H0/T0-100**	**PMD-W-0/0-110**
Supply Voltage	16-32VDC	16-32VDC		16-32VDC	
Range	-20 to +80°C / 0-100%RH	-20 to +80°C / 0-100%RH		-20 to +80°C / 0-100%RH	
Output	4-20mA (2-wire)	4-20mA	RS485 comm.	4-20mA	RS485 comm.

TEMPERATURE & HUMIDITY INDICATORS



Wireless Weather Centre

Code	WS1170

- Display: in °C or °F
- Temperature Ranges:
  Indoor: 0°C to 60°C (built in)
  Outdoor: -40°C to 65°C
  (wireless x1)
- Humidity Range: 1%RH-99%RH
- Accuracy: ±1°C
  Battery:3 x 1.5V AA (excluded)
  Sensor:2 x 1.5V AAA (excluded)



Size mm: 360H x 395W x 100D

Temp. & Humidity Indicator

Code	TH-920

- 0-100°C Temp
- 0-100% Humidity
- Supply 85-265VAC
- Sensor **TH-101/2/3**
  or **VN8736** (see above)
- Input: 4-20mA
- Digit size mm: 100H x 60W

Indoor Thermometer



CTH-608

Wall or Table mount (back stand built-in)

Memory store and recall of max/min temp. and humidity

Clock: 12/24hr Format, Alarm, Calendar Function

Battery: 1 x AAA size (included)

LCD Size 80 x 70mm

Temperature Display in "C" or "F" selectable

Range: -50°C to 70°C ±1°C
-58°F to 158°F±1.8°F

-

Humidity: 10% to 99%RH±1%

In/Outdoor Thermometer



CTH-609

Range In: -10°C to 50°C ±1°C
-14°F to 122°F±1.8°F
Outdoor: -50°C to 70°C ±1°C
-58°F to 158°F±1.8°F

Frost Warning: -1 to 4°C

Humidity: 20% to 99%RH±1%

©ACDC Dynamics

THERMOSTATS



Clima – Series 6-30˚C (Surface mount)

Code	Contact Rating	Control
CLIMA ML	16A	Heating / Cooling
CLIMA MLI	10A	Heating / Cooling + on/off switch
CLIMA MLW	10A	Heating / Cooling + Manual Heating / Cooling Switch
CLIMA FC	10A	Heating / Cooling + Manual Heating / Cooling Switch + Fan Speed Switch



Rio – Series 6-30˚C (Surface mount)

VN650800	15A	Heating only
VN652400	10A	Heating/Cooling + on/off switch
VN653200	10A	Heating/Cooling + on/off switch + on lamp



Digital Room Thermostats 5-35°C (Surface Mount)

NEO-ML	5A	Heating only - Battery Powered (2 x AAA not included) Connection for underfloor heating probe **OB320055** (order probe Separately)
THALOS	5A	Heating only - Battery Powered (2 x AAA not included) Large, Blacklit Touch Screen for Easy Reading & Control. Terminal for time switch input to decrease temperature at night.



Thermostats - c/w Timing Functions

LYRA	5A	Heating and cooling with comfort & saving settings. Daily timing (minimum 15min interval). Surface Mount. Temperature range 10 - 40°C
DECO-CRONO	8A	Heating and cooling with 2 temperature settings and anti-ice setting. Weekly timing with 8 programs. Mounts into 75 x 75mm box. Temperature range 2 - 55˚C.



Underfloor Heating Thermostat - (Flush Mounting in 3x3 Wall Box)

RTS-01	16A	Heating only - Analogue controller -5ºC to 40ºC. c/w NTC Probe & Air Temp. Sensor
RTP-01	16A	Digital controller Temperature Range: 5ºC to 45ºC. c/w NTC probe & Air Temp. Sensor. Program up to 4 Temperature/Time Settings per day



Room Thermostats 10-30°C

A7700	16A	Heating only 10 - 30˚C with on/off 20A isolator mounting into standard 4 x 2 box. Max switching 3600W
BEL4118-A2	16A	Heating only 10-30°C with on/off switch mounting into 75 x 75mm box
BEL4118-B1	16A	Heating only with on/off switch mounting into 75 x 75mm box c/w remote sensor with 3m cable, adj between 10 - 50˚C.
BEL4118-E1	16A	LCD Electronic Thermostat. heating only 10-30˚C with 7 day timer programmable. 6 times, 6 temperature settings per day. Remote sensor with 3m cable
BEL-B1	–	75 x 75 x 32(D)mm Flush Mount Wall Box
BEL-B2	–	86 x 86 x 32(D)mm Surface Mount Box



Thermostats for Air Conditioning Systems (Surface Mount)

Temperature Control 10-30˚C

BEL-3538/03A	5A	3 Speed Fan Switch with 10-30°C Temp. Control and on/off switch
BEL-3538/03LA	5A	As BEL-3538/03A with Digital Temp. Display

©ACDC Dynamics

TEMPERATURE PROBES

Thermocouples

NOTE: Wire Colours - J: Red & Blue, K: Red & Green, PT100: 2 x White, 1 x Red



Probe size 100mm x 5.0 Ø
Cable: 1.5m



Thread size 1/4" or 1/2"
Cable: 1.5m



Steel Braided Cable PVC Coated



Probe:
1/2" Thread
150mm x 5.0 Ø



Probe Type	Thermo-couple Type	Temp Range	Cable Type	Screw Type Code	Temp Range	Code	Description	Head Type Code	Large Head Code	Com-pression Clamp
PT100	**TC-P 100D** Std 1/4" thread	100°C	PVC	**TC-P/S***	400°C	**TC-P2 CABLE**	200°C PVC coated Grey	**KSE-P**	**KEN-P**	1/2" Brass **CC-02B**
						TC-P4 CABLE	400°C Steel braided			
PT100	**TC-P 200D***	200°C	PVC							1/4" Brass **CC-04B**
PT100	**TC-P STEEL** Std ¼" thread	400°C	Steel							1/2" S/Steel **CC-02S**
Type J	**TC-J***	400°C	Steel	**TC-J/S***	400°C	**TC-J CABLE**	400°C Steel braided	**KSE-J**	**KEN-J**	
Type K	**TC-K***	400°C	Steel	**TC-K/S***	400°C	**TC-K CABLE**	400°C Steel braided	**KSE-K**	**KEN-K**	1/4" S/Steel **CC-04S**
*Specify **1/4"** or **1/2"**				*Specify **1/4"** or **1/2"**						

RHOMBERG





Installation example

Temperature Transmitter (2 wire) - Fits into Head Type KEN-P/J/K

Code	Temperature Range
TRT-PT100*	**50, 100,150, 200, 400°C**
TRT-J*	**100,150, 200, 400, 600°C**
TRT-K*	**100,150, 200, 400, 600, 1000, 1200°C**

*Add Temperature range to code

Specifications

Output Signal: 4 - 20mA DC
Power Supply: 10 - 36VDC
Accuracy: ±0.15% F.S. (PT100)
±0.5% F.S. (J & K)v

Thermocouple Connectors



Female	Male
FPL-PT100	**MPL-PT100**
FPL-J	**MPL-J**
FPL-K	**MPL-K**

NEW

SMART WiFi THERMOSTAT IP20

tuya

Designed To control Electric underfloor heating in commercial / industrial / civil and domestic property



Smart WiFi Thermostat

Code	BHT-002-GBLW
Power Supply	95 ~ 240 VAC, 50 Hz
Current Load	16A
Sensor Type	NTC (Temp. sensor)
Dimensions	86 x 86mm
Set Temp. Range	0-35°C

Features

- Unlimited options to add rooms and support scenes
- Devices can be grouped with centralized control
- ±0.5°C Accuracy keeps temperature within the level you set.
- Keeps memory of program even when power is off
- Floor Sensor (Included)
- User friendly and easy to program
- Separate schedules may be set for weekdays (Mon – Fri) and for weekends (Sat or Sun) with 6 time slots daily.



App Home



Programmable Mode



Schedule

ACDC SMART SWITCH

WiFi Control
App Control
Remote Switching
Set Timers & Schedules

WORKS WITH amazon alexa

works with the Google Assistant

©ACDC Dynamics

OVER TEMPERATURE SWITCHES



Thermal Cut-Offs - AC Voltage: 250VAC

Code 2A	Code 3A	Rated Functioning Temp. Tf (°C)	Fusing-Off Temp (°C)	Holding Tc (°C)	Max Temp Limit Tm (°C)
RH01D2-100	RH01D3-100	100	97+2/-3	70	150
RH01D2-110	RH01D3-110	110	105±3	75	180
RH01D2-120	RH01D3-120	120	115±3	80	180
RH01D2-125	RH01D3-125	125	120±3	95	180
RH01D2-135	RH01D3-135	135	132+3/-5	105	180
RH01D2-142	RH01D3-142	142	138±3	110	180
RH01D2-150	RH01D3-150	150	145±3	115	180

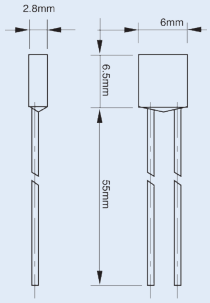



Code 15A	Rated Functioning Temp. Tf (°C)	Fusing-Off Temp (°C)	Holding Tc (°C)	Max Temp Limit Tm (°C)
TH-84	84	80±2	55	150
TH-105	105	101±3	70	150
TH-121	121	119+2/-3	90	180
TH-133	133	130±3	100	180
TH-152	152	149±3	115	200
TH-172	172	170±2	140	200
TH-192	192	190+2/-5	165	220

OVER TEMPERATURE SWITCHES (THERMOSTATS)

Voltage: 250VAC

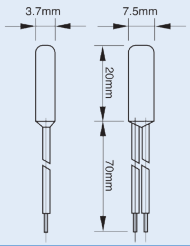



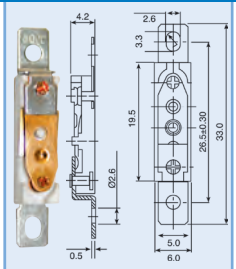

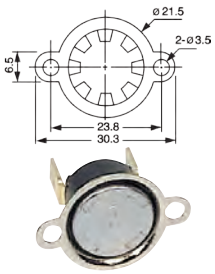

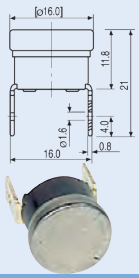

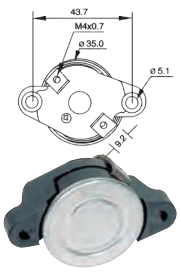

Code	N/C	KSD-9700-*	CK1-*	B-1002B *	B-1002N *	B-2002 *
	N/O	–	–	B-1002B 80/NO	–	–
Contact Amps @ 250V		5A	5A	10A	10A	30A
Reset Differential		30°C	25°C - 55°C	10°C - 40°C	10°C - 40°C	10°C -40°C
Reset		Auto	Auto	Auto	Auto	Auto
*Temperature		60, 80, 100, 120, 140°C	60, 80, 100, 120, 140°C	60, 80, 100, 120, 160°C	80, 100, 120°C	80, 100, 120°C

*Add temperature required to code

Auto Reset



Manual Reset



Motor Protection Cut-Outs – • Voltage Rating: 250VAC • UL Approval

Code Auto Reset	Code Manual Reset	KW/HP	Full Load Current	Locked Rotor	
				Current	Trip Time
M95-025-A	M95-025-M	0.25/0.5	4.9A	26A	5-15sec
M95-05-A	M95-05-M	0.5/0.75	6.9A	39A	5-15sec
M95-75-A	M95-75-M	0.75/1	8.0A	52A	5-15sec
M95-11-A	M95-11-M	1.1/1.5	10.0A	65A	5-15sec
M95-15-A	M95-15-M	1.5/2.0	12.0A	78A	5-15sec



Circuit Breaker for Equipment

Code	TR40

- Current Rating in (Amp): 16A @ 240V
- Overload Switching Capacity: 3x In~
- Operating Temperature: Max. 55°C Ambient

Operation

The Circuit Breaker uses a bimetal snap disc for operating a contact mechanism which opens the circuit in case of overload with inverse-time characteristics

©ACDC Dynamics



CRANE & VEHICLE CONTROLS

14

Explore precision and reliability with our advanced Crane and Vehicle Controls, engineered to enhance safety and efficiency in every operation. From intuitive interfaces to cutting-edge technology, our crane and vehicle controls redefine industry standards, ensuring seamless performance and peace of mind.

HOIST PENDANT STATIONS IP65







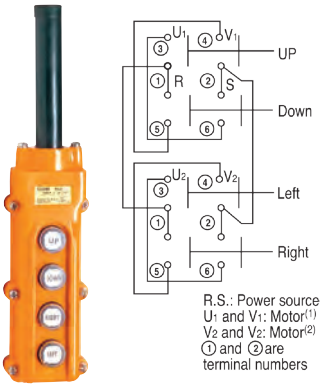

Code	COB61	COB62	COB21	COB22
	2 way up/down @ 5A 250VAC	4 way up/down & left/right @ 5A 250VAC	2 way up/down direct operation @ 5A 250VAC	4 way up/down & left/right U_1 direct operation @ 2.2kW 500V





COB802
COB802-N80D

COB803

Features

- High quality ABS Housing
- Water-proof enclosure IP65
- Direct switching 5A @ 250VAC



N80D



COB-LEG



COB-COV

Code	Description
COB802	2 Button Up/Down Single Depression
COB802-N80D	2 Button Double Depression 4 N/O contacts @ 5A with mechanical interlock
COB803	2 Button Up/Down and Emergency Stop

The above supplied standard with Up/Down Labels.

Accessories for COB802/3 only

N80D	Momentary Buttons 2 speed with mechanical interlocking

Legends

COB-LEG	Legend Card c/w All Legends (2-Speed, Raise, Lower, FWD, REV, LEFT, RIGHT etc) 28 Legends
COB-COV	Pendant Switch Button Cover

TELECRANE™ RADIO REMOTE CONTROL SYSTEMS IP65

2 Button 1 x motion	**4 Button** 2 x motion	**6 Button** 3 x motion	**6 Button** 3 x motion	**12 Button** 6 x motion
				
F21-2S	**F21-4S**	**F21-E1B**	**F24-6S**	**F24-12S**
Single Speed with Start button	Single Speed c/w Emerg. Stop & on/off selector	Single Speed with Start/Stop button	Single Speed c/w Emerg. Stop & on/off selector	Single Speed c/w Emerg. Stop & on/off selector
F21-2D	**F21-4D**		**F24-6D**	**F24-12D**
2-speed with Start button	2-speed c/w Emerg. Stop & on/off selector		2-Speed c/w Emerg. Stop & on/off selector	2-Speed c/w Emerg. Stop & on/off selector



Receiver

Extras

Code	Description
OPT08	USB Interface Cable for programming of button functions
F21-*-TX	Spare Transmitters

*Add **2S, 2D, 4S, 4D or E1B**

Specifications

- Very low power consumption design using only 2 AA size Alkaline batteries with 4 months average battery life
- Integrates Hamming Code, Self-diagnosis & 4.3 billion ID Codes • Easy programming via downloadable software
- Operating distance: 50-100 metres (dep. on model)



Receiver

Extras

Code	Description
OPT08	USB Interface Cable for programming of button functions
F24-*-TX	Spare Transmitters

*Add **6S, 6D, 12S or 12D**

Specification

- Operating frequency: 415-483MHz
- Frequency Control: Phase Lock Loop (PLL)
- Power: 2 x 1.5V Alkaline or rechargeable AA batteries
- RF Power: Less or equal to 10mW
- Harmonic: More or equal to 65dB

©ACDC Dynamics

CRANE CONTROLS

Accessories		LAP
Contact Blocks 6A AC11 @ 250V		
Single depression	1 N/O	DMK-10
Single depression	1 N/O + 1 N/C	DMK-11
Single depression	2 N/O	DMK-20
Double depression	2 N/O	DMK-20PR
	2-Way Bridge	DLACC2SQ
	4-Way Bridge	DLACC4
Operators		
E-Stop, twist to release		DLAE-M
Lamp holder		DLAP-L
Key-switch on/off		DLAK-S
Blanking plug		DLAS-39
Mechanical Interlock		DPK-64
Buttons - *Can be installed in any 90° Position*	Red – Stop	DLAS-34
	Green – Start	DLAS-30
	Yellow – Alarm	DLAS-32
	Green – Alarm	DLAS-31
	Black	DLAS-16
	Black	DLAS-07
	Black	DLAS-08
	Black	DLAS-02
	Black	DLAS-12
	Black	DLAS-06
	Black	DLAS-22
	Black	DLAS-26
	Rubber Gasket	DLAGUA2





Single Row Pendant Stations LAP IP65

No. Ways	Single Row	Double Dep
2	LAP-2	–
3	LAP-3	–
4	LAP-4	–
4	LAP-4D	4
6	LAP-6	–
8	LAP-8	2
8	LAP-8D	6
10	LAP-10	4
12	LAP-12	4

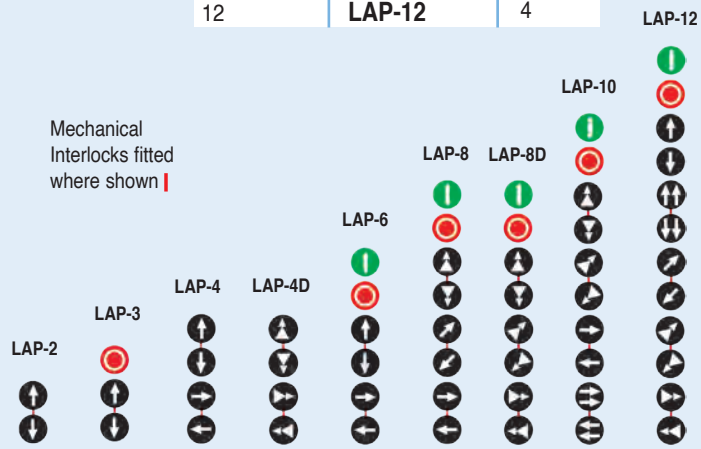

Accessories		PKP
Contact Blocks 6A AC11 @ 250V		
Single depression	1 N/O	DMK-10
Single depression	1 N/O + 1 N/C	DMK-11
Single depression	2 N/O	DMK-20
Double depression	2 N/O	DMK-20PR
Operators		
E-Stop, twist to release		DPK-60
Lamp holder		DPK-61
Key-switch on/off		DPK-62
Blanking plug		DPK-63
Mechanical Interlock		DPK-64

Buttons - *Can be fitted in any 90° Position*

Black	DPK-72	Red – Stop	DPK-74
Black	DPK-75	Green – Start	DPK-73
Black	DPK-76	Yellow – Alarm	DPK-68
Black	DPK-77	Green – Alarm	DPK-69
Black	DPK-44	Black	DPK-70
Black	DPK-56	Black	DPK-71



Double Row Pendant Stations PKP IP65

No. Ways	Single Row	Double Dep
4	PKP-4	–
6	PKP-6	–
8	PKP-8	–
10	PKP-10	2
12	PKP-12	4
14	PKP-14	6

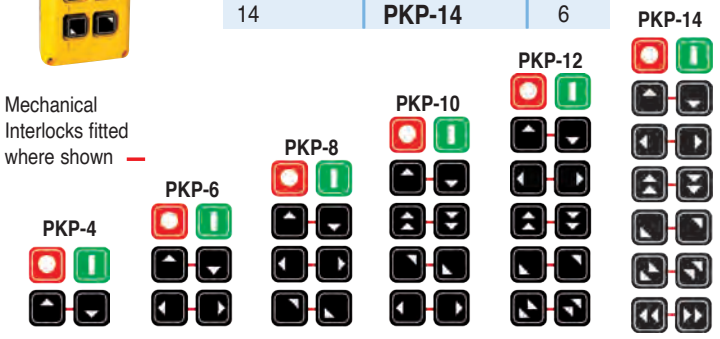

CRANE & VEHICLE CONTROLS



Joystick Controllers

Code	Description
MW2-33	4 direction, 3 position open joystick (4 way, 3 step)
MW2-44	4 direction, 4 position open joystick (4 way, 4 step)
MW33-33*	4 direction, 3 position mobile control station (4 way, 3 step)
MW44-44*	4 direction, 4 position mobile control station (4 way, 4 step)

* Comprising two joysticks in box, 3 pushbuttons and shoulder belt

Accessories for MW2

Code	Description	Code	Description
MW-70	Knob and shaft	MW-72	Contact block 6A
MW-71	Rubber boot for shaft	MW-80	No. 1 CAM
MW-73	Legend - Hoist	MW-75	Legend - Cross Travel
MW-74	Legend - Long Travel	MW-76	Legend - Rotation

©ACDC Dynamics

DC CONNECTORS



50A / 175A



160A 12V | 160A 24V | 320A 36V | 320A 120V



Handle



Cable Clamp

DC Connectors - In accordance with standard EN1175-1

Volts	Colour	50-70A	175A	160A	320A
12V	Yellow	–	E78232-00	E78065	–
18V	Orange	–	E78228-00	–	–
24V	Red	E78184-00	E78236-00	E78070	E78341
36V	Grey	E78180-00	E78220-00	E78050	E78331
80V	Blue	–	E78224-00	E78055	E78336
80V	Black	E78181-00	G944BK	E78082	E78350
120V	Purple	–	–	–	E78359

Accessories

Spare Main Contacts	E78265-00	E78270-00	E78280	E78285
Hook Form Handle	E78295-05	–	–	–
Cable Clamp	–	E78010-00	E78000	E78000
Grey Handle	–	E78290-02	E78290	E78297
Red Handle	E78295-00	E78291-02	E78291	E78298
Pilot contact – Male	–	–	E78078	E78078
Pilot contact – Female	–	–	E78277	E78277

- 50A Cable Size 13.3mm²
- 175A Cable Size 53.3mm²
- 160A Cable Size 50mm²
- 320A Cable Size 70mm²

NB: Two of the same type make a set



High Current DC Plugs & Sockets IP23

Current	Cable size	Plug Code	Socket Code	Handle Code
80A	16 or 25mm	SBC80B	PBC80B	MAN80S
160A	16-25-35-50mm	SBC160	PBC160	M160320S
320A	35-50-70mm	SBC320	PBC320	M160320S

- Fitted with an operating voltage codifier
- DC V 12-36-48-72-80-96

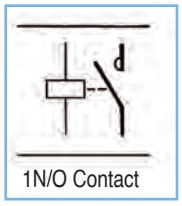

1N/O Contact





* On request - coils for 36-48-72-80VDC

TL20MP

DC Contactors - 1 N/O contacts

Code	T-106A*	T-206A*	100% Duty 1N/O TL20MP
Nominal operating current at 50% duty current ± 300 op/h	120A	180A	150A
Nominal thermal current at 100% duty (continuous)	80A	150A	100A
Operating Voltage	12/24/36V	12/24V	24/48/72V
Breaking Capacity with 15ms time	480A	720A	675A
Coil Consumption 100% duty	11W	20W	20W
*Add Voltage to code: 12VDC, 24VDC, 36VDC			24V,48V,72V

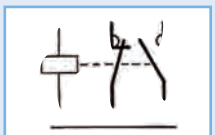

1N/O + 1N/C Contact

Standard with voltages 12 or 24VDC



TL22MP



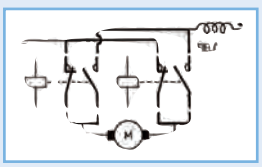

DC Changeover Contactors - 1 N/O + 1 N/C contacts

Code		T-106C*	T-206C*	100% Duty 2N/O TL22MP
Nominal operating Current at 50% duty Current ± 300 op/h	N/O	120A	180A	150A
	N/C	80A		
Nominal thermal continuous current at 100% duty	N/O	80A	150A	100A
	N/C	60A		
Operating Voltage		12/24V	12/24V	24/48/72V
Breaking Capacity with 15ms time		480A	720A	675A
Coil Consumption 100% duty		11W	20W	20W
Reversing Contactor Code		T-106CC*	T-206CC*	–
*Add Voltage to code: 12VDC, 24VDC				24V,48V,72V

©ACDC Dynamics

SLIP RINGS (RING COLLECTORS)

- 42mm Through hole passage I Vertical Axis
- Copper-Graphite Brushes
- Cable entry through PG21
- Conforms to EN60947-5-1, EN60529



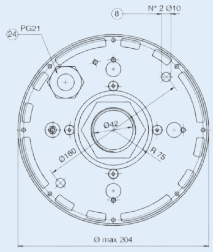

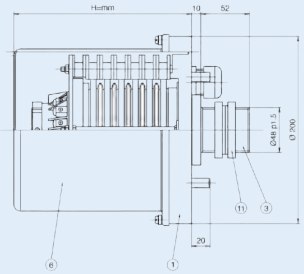

PRS Series IP55 - Standard Type - Aluminium Housing

Code	No Rings - 20A	No Rings - 30A	Size - (Ø x H)mm
GPRSC4	-	4	180 x 192
GPRSC6	-	6	180 x 192
GPRSC8	-	8	180 x 252
GPRSC10	-	10	180 x 252
GPRSC12	-	12	180 x 312

PRS Series IP55 - Mixed Ring Type - Aluminium Housing

Code	No Rings - 20A	No Rings - 30A	Size - (Ø x H)mm
GPRSC4/B7	7	4	180 x 282
GPRSC4/B8	8	4	180 x 312
GPRSC4/B9	9	4	180 x 342

- Nominal Voltage: 660VAC/DC
- Nominal Current (Ith): 20A - 30A (See Code)
- Max Rotating Speed: 30RPM
- Test Voltage: 2.5kV
- Operating Temperature: -20°C to 60°C

- 42mm Through hole passage I Vertical Axis
- Copper-Graphite Brushes
- Cable entry through PG21
- Cable entry on both flanges
- Conforms to EN60947-5-1, EN60529



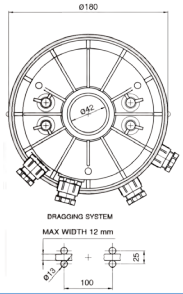

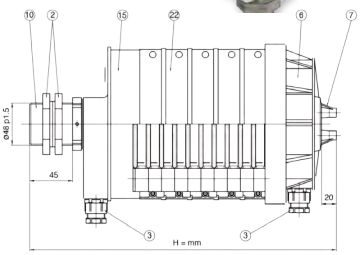

PRP Series IP51 - Standard Type - Thermoplastic Insulated Housing

Code	No Rings - 20A	No Rings - 30A	Size - (Ø x H)mm
GPRPC4	-	4	180 x 260
GPRPC6	-	6	180 x 290
GPRPC8	-	8	180 x 320
GPRPC10	-	10	180 x 350
GPRPC12	-	12	180 x 380

PRP Series IP51 - Mixed Ring Type - Thermoplastic Insulated Housing

Code	No Rings - 20A	No Rings - 30A	Size - (Ø x H)mm
GPRPC4/B2	2	4	180 x 290
GPRPC4/B4	4	4	180 x 320
GPRSC4/B6	6	4	180 x 350

- Nominal Voltage: 660VAC/DC
- Nominal Current (Ith): 20A - 30A (See Code)
- Max Rotating Speed: 30RPM
- Test Voltage: 2.5kV
- Operating Temperature: -20°C to 60°C

WORM DRIVE LIMIT SWITCHES IP65



BFRS Type



BFCN-TYPE

CAM TYPES

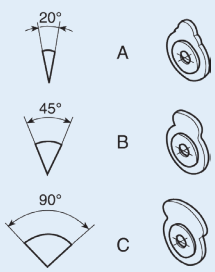

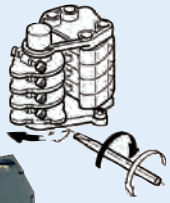



FCN-APINT

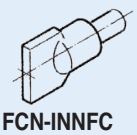

FCN-INNFC

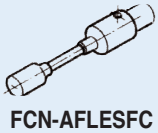

FCN-AFLESFC



FCN-POT

FRS/FCN Type - with failsafe positive opening microswitches

Ratio	Code 2 Contacts	Code 4 Contacts
1:25	BFRS25R2	BFRS25R4
1:50	BFRS50R2	BFRS50R4
1:100	BFRS100R2	BFRS100R4
1:150	BFRS150R2	BFRS150R4
1:175	BFRS175R2	BFRS175R4
1:200	BFCN200P2	BFCN200P4
1:400	BFCN400P2	BFCN400P4

Accessories

For BFCN	For BFRS	Description
–	FRS-R	Microswitch N/C 230V 10A (Standard for BFRS)
FCN-APINT	–	Microswitch N/C 230V 10A (Standard for BFCN)
FCN-DINT	–	Microswitch with deviation contacts 230V 10A
FCN-LEVA	FRS-LEVA	20° Tripping angle cam Type A
FCN-LEVB	FRS-LEVB	45° Tripping angle cam Type B
FCN-LEVC	FRS-LEVC	90° Tripping angle cam Type C
FCN-INNFC	FCN-INNFC	Male connection
FCN-AFLESFC	FCN-AFLESFC	Flexible shaft
FCN-POT	FRS-POT*	10kΩ pot & mounting kit

*BFRS Type switches can accommodate either the contacts or potentiometer, not both.

©ACDC Dynamics

NEW

CONTROL SWITCHES IP54

Code	XDL75-JB181P	XDL75-JB261P	XDL75-JB364P	XDL75-JB424P
				
Description	1 Way Control Station	2 Way Control Station	3 Way Control Station	4 Way Control Station
	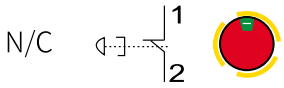	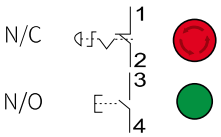	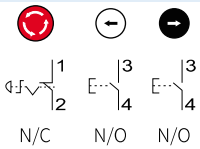	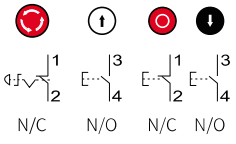

Code	XDL75-JB625P	XDL75-JB702P	XDL75-JB381P	XDL75-JB534P
				
Description	6 Way Control Station	7 Way Control Station	3 Way Control Station	5 Way Control Station
	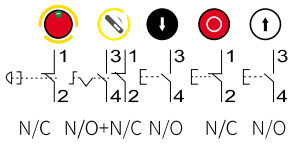	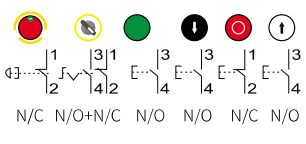	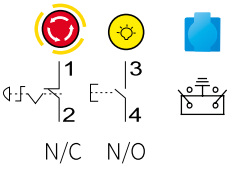	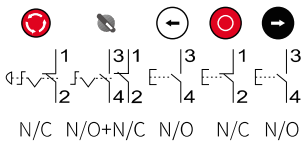

NEW

RADIO REMOTE CONTROL SYSTEMS IP65

	3 Button	4 Button	6 Button	8 Button
				
	XDL19-XCD-DC	XDL19-F21-4*	XDL19-F21-6*	XDL19-F21-8*
Type	Single Speed with Emergency Stop	Single Speed with Emergency Stop	Single Speed with Emergency Stop	Single Speed with Emergency Stop
Spare Transmitter	XDL19-XCD-3TX/G	XDL19-F21-4TX/G	XDL19-F21-6TX/G	XDL19-F21-8TX/G
Indication	For Truck Tail Board	For Industrial Cranes		



Transmitter

Extras

Code	Description
OPT10	USB Interface Cable for programming of button functions



Receiver

Specifications

- Control Distance: ≤ 200m
- Controller Power: 3.7V (1200mAh Battery)
- Frequency Range: 415~435MHz
- Power Consumption: <5W
- Receiver Voltage **XDL19-F21**: 230VAC
- Receiver Voltage **XDL19-XCD**: 12-24VDC

* For DC (-12-36VDC) power supply, add to code: **-DC**

©ACDC Dynamics



LIMIT & PRESSURE SWITCHES & SENSORS

15

Experience unparalleled accuracy and reliability with our extensive range, engineered to deliver precise monitoring and control in a variety of industrial applications. Whether you're managing fluid levels, pressure thresholds, or mechanical positions, our sensors and switches offer the robustness and precision required to maintain optimal operation and safety.

NEW

PNEUMATIC EQUIPMENT - AIR PREPARATION

With its large product range, highly functional components and a wide choice of services, the MS Series from Festo offers a complete concept for compressed Air Preparation. All the functions required for modern compressed air are combined in this one product series.


Filter / Regulator Lubricator


MS Modular System


LRP Regulator


Filter/ Regulator


Electrical On/Off Valve


Manual On/Off Valve


Pneumatic Soft Start


Branching Module


Water Separator


Fine Filter


Filter


526069


526075


532798


159503


532799


532195 / 532184


532196 / 532185

MS Series Modular - Air Preparation Filters & Regulators

Code	Description	Pneumatic Connection (Inch)	Pressure Range (Bar)	Filter (Micron)	Con-densate	Gauge (Y/N)	Bowl (std)
531117	MS4 Filter/Reg/lubricator	1/4	0.5-12	40µm	Manual	Y	Plastic
530244	MS4 Filter/Reg/lubricator	1/2	0.5-12	40µm	Manual	Y	Plastic
529152	MS4 LFR Filter/Regulator	1/4	0.5-12	5µm	Manual	Y	Plastic
529154	MS4 LFR Filter/Regulator	1/4	0.5-12	5µm	Automatic	Y	Plastic
529156	MS4 LFR Filter/Regulator	1/4	0.5-12	40µm	Manual	Y	Plastic
529158	MS4 LFR Filter/Regulator	1/4	0.5-12	40µm	Automatic	Y	Plastic
529176	MS6 LFR Filter/Regulator	1/2	0.3-7	5µm	Manual	Y	Plastic
529184	MS6 LFR Filter/Regulator	1/2	0.5-12	5µm	Manual	Y	Plastic
529186	MS6 LFR Filter/Regulator	1/2	0.5-12	5µm	Automatic	Y	Plastic
529188	MS6 LFR Filter/Regulator	1/2	0.5-12	40µm	Manual	Y	Plastic
529190	MS6 LFR Filter/Regulator	1/2	0.5-12	40µm	Automatic	Y	Plastic
529415	MS4 Pressure Reg+Gauge	1/4	0.3-4	-	-	Y	-
529417	MS4 Pressure Reg+Gauge	1/4	0.3-7	-	-	Y	-
529419	MS4 Pressure Reg+Gauge	1/4	0.5-12	-	-	Y	-
529993	MS6 Pressure Reg+Gauge	1/2	0.5-12	-	-	Y	-
159500	LRP Precision Regulator	1/4	0.05-7	-	-	N	-
162834	LRP Precision Regulator	1/4	0.05-2.5	-	-	N	-
159501	LRP Precision Regulator	1/4	0.05-4	-	-	N	-

MS Series - Configurable Modular Units

Code	Description	Pneumatic Connection (Inch)	Pressure Range (Bar)	Filter (Micron)	Coil Voltage	Additional Information
542578	MS4 Electrical on/off Valve	1/4	4-10	-	24VDC	No Silencer
542582	MS6 Electrical on/off Valve	1/2	4-10	-	24VDC	No Silencer
541258	MS4 Manual on/off Valve	1/4	0-14	-	-	No Silencer
541267	MS6 Manual on/off Valve	1/2	0-18	-	-	No Silencer
541268	MS6 Manual on/off Valve	1/2	0-18	-	-	Silencer
529817	MS6 Pneumatic Soft-Start	1/2	4-18	-	-	-
529607	MS6 Standard Filter	1/2	0-20	5µm	-	Manual Drain
529609	MS6 Standard Filter	1/2	2-12	5µm	-	Auto Drain
529617	MS6 Standard Filter	1/2	2-12	40µm	-	Auto Drain
530506	MS6 Fine Filter	1/2	2-12	1µm	-	Auto Drain
529853	MS6 Branching Module	1/2	0-20	-	-	-
564870	MS6 Water Separator	1/2	2-12	No Filter	-	Auto Drain

Accessories

Code	Description
532798	MS4 module Connector
532185	MS4 Wall Mounting Bracket Clip-on
532184	MS4 Wall Mounting Bracket
532799	MS6 module Connector
526069	MS4 Sub Base mounting set
532195	MS6 Wall Mounting Bracket
526075	MS6 Ring Mounting Bracket
159503	Precision regulator wall mounting ring
161127	Precision pressure gauge 1/8" 40mm 6bar
532196	MS6 Wall Mounting Bracket Clip On

©ACDC Dynamics

NEW

PNEUMATIC EQUIPMENT - SOLENOID VALVES

Range Characteristics

- Valve Functions include: 5/2, 2 x 3/2 way
- Coil Voltage: 24VDC
- Options include Manual overide, internal pilot



Compact Solenoid Valve Type VUVG - Flow Rate from 90 to 1380 l/min

Code	Function		Pneumatic Connection (Inch)	Reset Method
Type H2 Horizontal Plug Connector				
8042562	2x3/2-way,N/C	Single-solenoid	1/8	Pneumatic spring
8042564	5/2-way	Double-solenoid	1/8	None
8042563	5/2-way	Single-solenoid	1/8	Pneumatic spring
R8 Electrical Connection Box				
8042566	2x3/2-way,N/C	Single-solenoid	1/8	Pneumatic spring
8042568	5/2-way	Double-solenoid	1/8	None
8042567	5/2-way	Single-solenoid	1/8	Pneumatic spring

Accessories

Code	Description
566714	Horizontal plug connection, without cable for valve without connector (P3)
573919	M8/3-pin plug connection, without cable for valve without connector (P3)
566656	Plug socket with 2.5m flying leads, not sheathed (suits type code H2)
566660	Plug socket with 2.5m individual cable, sheathed (suits type code H2)
541338	3-pin open end cable with 2.5m lead (suits type code R8)
8043720	Seal

Features

- Valve functions include 5/2, 3/2 way
- Coil Voltage: 24VDC
- Options include internal pilot: without fitting



Robust Solenoid Valve Type VUVS - Flow Rate from 600 to 2400 l/min

Code	Function		Pneumatic Connection (Inch)	Reset Method
For use with Connection pattern Type C				
8043213	3/2-Way,N/C	Single-solenoid	1/8	Pneumatic spring
8043214	5/2-Way	Single-solenoid	1/8	Pneumatic spring
8043215	5/2-Way	Double-solenoid	1/8	None
For use with connection pattern Type B * Coming Soon!				
8043217*	3/2-Way,N/C	Single-solenoid	1/4	Pneumatic spring
8043218*	5/2-Way	Single-solenoid	1/4	Pneumatic spring
8043219*	5/2-Way	Double-solenoid	1/4	None

Accessories

Code	Description
30935	Type B: Plug Socket 2-pin/24vdc with 2.5m cable c/with LED
34431	Type B: Angled Plug Socket 3-pin/24vdc/kit Self assembly/without cable.PG9 c/gland
151687	Type C: Angled Plug Socket 3-pin/250vdc without cable PG7 c/gland

NEW

PNEUMATIC EQUIPMENT - ACCESSORIES/SPARES



Shut-off Valves

Code	Function	Pneumatic Port 1	Pneumatic Port 2	Product Type
153296	3/2 Way	R1/8	R1/8	Shut-off Valve
153297	3/2 Way	R1/4	R1/4	Shut-off Valve
153298	3/2 Way	R3/8	R3/8	Shut-off Valve
153471	2/2 Way	R1/8	QS-6	Shut-off Valve
153472	2/2 Way	R1/4	QS-8	Shut-off Valve
9541	2/2 Way	G1/4	G1/4	Shut-off Valve
9543	2/2 Way	G1/2	G1/2	Shut-off Valve
9544	2/2 Way	G3/4	G3/4	Shut-off Valve
9545	2/2 Way	G1	G1	Shut-off Valve



Pressure Gauges

Code	Size (mm)	Display	Pressure Range (Bar)	Thread Type
359874	40	Bar	0-10	G1/8
183900	40	Bar	0-10	G1/4
345395	40	Bar	0-16	G1/8
183901	40	Bar	0-16	G1/4
359873	50	Bar	0-10	G1/4
356759	50	Bar	0-16	G1/4

©ACDC Dynamics

NEW

PNEUMATIC EQUIPMENT - STANDARD CYLINDERS



Standard Cylinder - Type DSBC

Code	Bore (mm)	Stroke (mm)	Pneumatic Connection (Inch)	Piston Rod Thread (mm)	Force @ 6Bar (Newton)
1376467	32	25	1/8	M10X1.25	483N
1376469	32	50	1/8	M10X1.25	483N
1376471	32	100	1/8	M10X1.25	483N
1376905	40	50	1/4	M12X1.25	754N
1376907	40	100	1/4	M12X1.25	754N
1376908	40	125	1/4	M12X1.25	754N
1376910	40	200	1/4	M12X1.25	754N
1376305	50	50	1/4	M16x1.5	1178N
1376307	50	100	1/4	M16x1.5	1178N
1376310	50	200	1/4	M16x1.5	1178N

- Double-acting operation
- Integrated Magnet for position sensing
- Cushioning options: Self-Adjusting (PPS)
- Standard based on ISO 15552
- Compatible with other brands

Mounting Accessories

		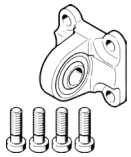				
Code Ø32mm Bore	174383	174397	174404	174390	9256 M10	2674 M10
Code Ø40mm Bore	174384	174398	174405	174391	9257 M12	2675 M12
Code Ø50mm Bore	174385	174399	174406	174392	9258 M16	2676 M16
	Swivel Flange For End Caps Type SNC	Swivel Flange Spherical Bearing Type SNCS	Swivel Flange Type SNCL	Swivel Flange Type SNCB	Rod Eye Spherical Bearing Type SGS	Rod Clevis Swivel Motion Type SG



Standard Cylinder - Type DSNU

Code	Bore (mm)	Stroke (mm)	Pneumatic Connection (mm/inch)	Piston Rod Thread (mm)	Force @ 6Bar (Newton)
19190	12	25	M5	M5	65N
19199	16	25	M5	M5	120N
19200	16	40	M5	M5	120N
19201	16	50	M5	M5	120N
19210	20	50	1/8	1/8	188N
19221	25	50	1/8	1/8	295N
19222	25	80	1/8	1/8	295N
19223	25	100	1/8	1/8	295N

- Double-acting operation
- Integrated magnet for position sensing
- Cushioning: Fixed Elastic Pads (P)
- Standard based on ISO 6432
- Compatible with other brands

Mounting Accessories

						
Code Ø32mm Bore	6058 LBN-12/16	539927 SNB 20/25	5126 HBN-12/16	F5130 FBN-12/16	9254 M6	3110 M6
Code Ø40mm Bore	6059 LBN-20/25	–	5128 HBN-20/25	F5131 FBN-20/25	9255 M8	3111 M8
Code Ø50mm Bore	–	–	–	–	9261 M10	6144 M10
	Clevis Foot Type LBN	Swivel Mounting Type SBN	Foot Mounting Type HBN	Flange mounting Type FBN	Rod Eye Type SGS	Rod Clevis Type SG

©ACDC Dynamics

NEW

PNEUMATIC EQUIPMENT - FITTINGS & CONNECTORS

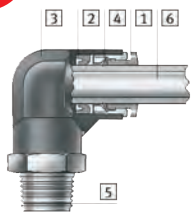

1) Release Ring
2) Seal
3) Body
4) Tube Retaining Claw
5) Threaded Coupling
6) Plastice Tubing with a Standard O.D.



Simply Plug & Work
The stainless steel retaining claw within the Fitting holds the tubing securely without damage to surface



Orientable
Can align after fitting



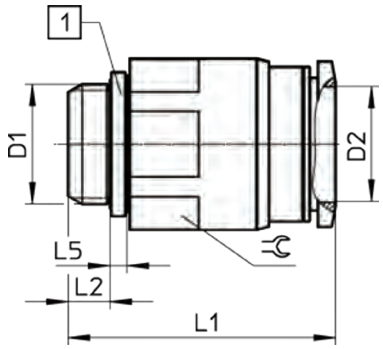

Push-in Fitting QS - Male thread with External Hex

Code	D1 Thread	D2 Tubing O.D. (mm)	L1 (mm)	L2 (mm)	L5 (mm)	
186095	G 1/8"	4	19.5	4.2	1.9	13
186096		6	20.6			13
186098		8	25.8			14
186097	G 1/4"	6	21.2	4.8	1.9	17
186099		8	21.9			17
186101		10	28.9			17
186350		12	34.1			21
186100	G 3/8"	8	21.7	5.8	2.4	19
186102		10	25.4			19
186103		12	31.5			21
186347		16	37.3			22
186104	G 1/2"	12	28	6.8	2.4	24
186105		16	35.3			24



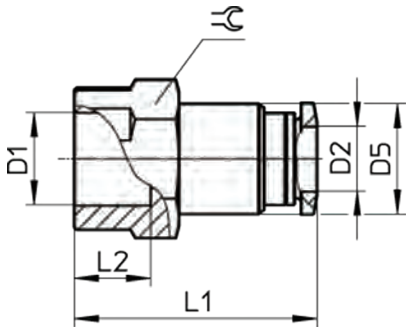

Push-in Fitting QSF - Female thread with External Hex

Code	D1 Thread	D2 Tubing O.D. (mm)	D5 Ø (mm)	L1 (mm)	L2 (mm)	
153022	G 1/8"	4	9.7	23.9	7	14
153023		6	11.8	26		14
153025		8	13.7	27.2		14
190650	G 1/4"	4	9.7	26.9	9.5	17
153024		6	11.8	29		17
153026		8	13.7	30.2		17
153028		10	17.5	32.7		17
190651		12	20.8	34.8		21
190652	G 3/8"	6	11.8	30.5	11	21
153027		8	13.7	31.7		21
153029		10	17.5	34.2		21
153030		12	20.8	36.8		21
190653	G 1/2"	12	20.8	40.1	14	24
190654		16	25	41.6		25

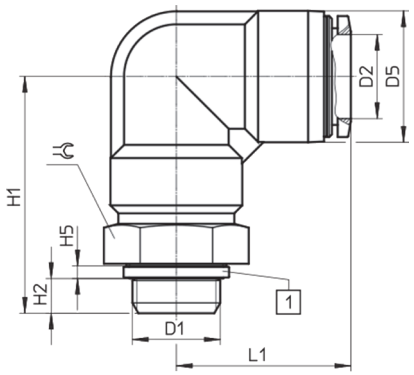

Push-in L Fitting QSL - Orientable, Male thread with External Hex

Code	D1 Thread	D2 Tubing O.D. (mm)	D5 Ø(mm)	H1 (mm)	H2 (mm)	H5 (mm)	L1 (mm)	
186116	G 1/8"	4	10	21.1	4.2	1.9	18.7	13
186117		6	12.5	21.6			20.3	13
186119		8	14.5	21.1			22.7	13
186118	G 1/4"	6	12.5	24.7	4.8	1.9	21.8	17
186120		8	14.5	24.7			23.7	17
186122		10	17.5	25.2			26	17
186351		12	21	26.5			29	17
186121	G 3/8"	8	14.5	27.2	5.8	2.4	24.7	19
186123		10	17.5	28.2			27	19
186124		12	21	28.7			29.7	19
186348		16	25	44.2			33.1	24
186125	G 1/2"	12	21	32.2	6.8	2.4	30.7	24
186126		16	25	45.2			33.1	24

©ACDC Dynamics

NEW

PNEUMATIC EQUIPMENT - FITTINGS & CONNECTORS

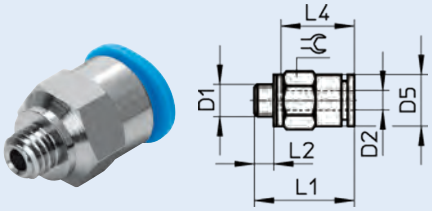

Complimentary Fitting - Brass

Code	D1 Thread	D2 Tubing O.D (mm)	D5 Ø (mm)	L1 (mm)	L2 (mm)	L4 (mm)	
153302	M5	3	9.8	16.2	3	11.5	8
153304	M5	4	9.8	16.2	3	11.5	8
153306	M5	6	11.8	17.3	3	12	10



Nipple Dimensions - Brass

Code	Connection 1	Connection 2	Description
3577	1/8 Female	1/4 Male	Reducing Nipple
3581	1/4 Female	3/8 Male	
197633	1/4 Female	1/2 Male	
3585	3/8 Female	1/2 Male	
3588	1/2 Female	3/4 Male	
15621	1/8 Male	1/8 Male	Double Nipple
15623	1/4 Male	1/4 Male	
15627	1/2 Male	1/2 Male	

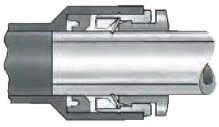

Tube Assembly/Disassembly

1) The Tube must be cut straight and deburred
2) Insert the Tubing into the Inside Seal, ensuring that the Tubing is fitted inside the Seal and not pushed against it.
3) To check that the Tubing is securely held, pull gently on the Tube.

Dismantling

a) The Tubing can be detached easily by pressing down and holding the Release Ring. Remove the Tubing carefully from the Threaded Connector.
b) Cut off the damaged (used) Tube End before re-use.

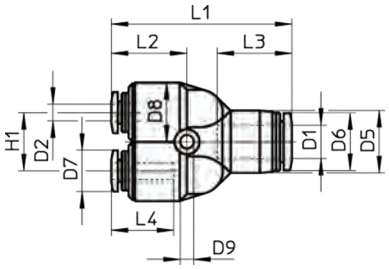

Push-in Y Connector QSY

Code	D1 Tubing O.D (mm)	D2 Tubing O.D (mm)	D5 Ø (mm)	D8 (mm)	D9 (mm)	H1 (mm)	L1 (mm)	L2 (mm)	L3 (mm)
153148	4	4	10	10	3.2	11	32.8	14.1	14.9
153149	6	6	13	12.5	3.4	12	37.7	15.8	17
153150	8	8	15	14.5	3.4	14	42.4	17.2	18.1
153151	10	10	17.5	17.5	4.2	18	48.4	19.5	20.7
153152	12	12	21	21	4.2	20	54.9	22.3	23.4



Push-in T Connector QST

Code	D1 Tubing O.D (mm)	D2 Tubing O.D (mm)	D5 Ø (mm)	D6 Ø (mm)	B1 (mm)	H1 (mm)	H2 (mm)	L1 (mm)	L2 (mm)
153128	4	4	10	3.2	10.4	17.2	6.5	34.4	13
153129	6	6	13	3.2	13.5	20.1	8	40.2	16
153130	8	8	15	3.2	15.6	22.2	9	44.4	18
153131	10	10	17.5	4.2	18.2	25.2	12	50.4	24
153132	12	12	21	4.2	21.7	28.4	14	56.8	28
153133	16	16	25	4.2	25.6	33.1	12	66.2	24
Reducing									
153134	6	4	13	3.2	13	19.5	8	40.1	16
130613	8	4	14.5	3.2	15.1	21.7	9	44.4	18
153135	8	6	14.5	3.2	15.1	22.3	9	44.4	18
130614	10	6	17.5	4.2	18.2	25.0	12	50.4	24
153136	10	8	17.5	4.2	18.2	24.9	12	50.4	24
130615	12	8	21	4.2	21.7	27.7	14	56.8	28
153137	12	10	21	4.2	21.7	28.0	14	56.8	28
130616	16	12	25	4.2	25.7	33.2	12	66.2	24

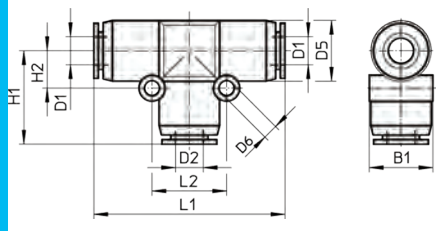

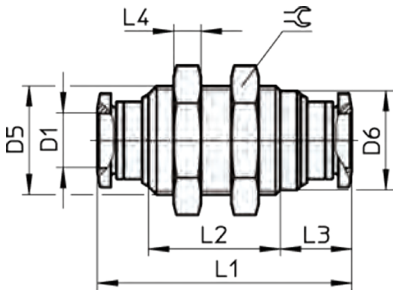

Push-in Bulkhead Connector QSS

Code	D1 Tubing O.D (mm)	D5 Ø (mm)	D6 Ø (mm)	L1 (mm)	L2 (mm)	L3 (mm)	L4 (mm)	
153157	4	M12 x 1	10.8	30.8	14.8	9.5	4	14
153158	6	M14 x 1	12.5	34.9	19	9.5	4	17
153159	8	M16 x 1	14.6	37.4	19.4	10.5	4	19
153160	10	M20 x 1	18.5	42.4	21.6	11.9	5	24
153161	12	M22 x 1	20.4	47.6	24.2	13.2	6	27

©ACDC Dynamics

NEW

PNEUMATIC EQUIPMENT - FITTINGS, CONNECTORS & TUBING



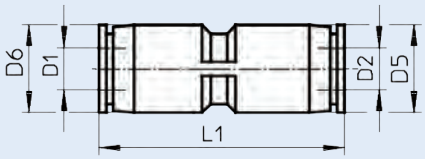

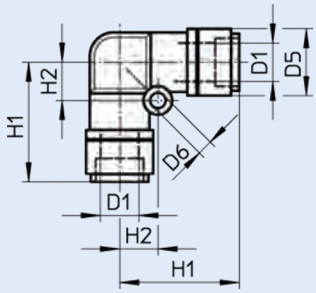

Push-in Connector QS

Code	D1 Tubing O.D (mm)	D2 Tubing O.D (mm)	D5 Ø (mm)	D6 Ø (mm)	L1 (mm)
153031	4	4	10	-	30.8
153032	6	6	12.5	-	34.9
153033	8	8	14.5	-	37.8
153034	10	10	17.5	-	41.4
153035	12	12	21	-	47.8
Reducing					
153037	6	4	12.5	12.5	34.4
130606	8	4	10.7	14.5	36.6
153038	8	6	14.5	14.5	37.9
130607	10	6	13	17.5	39.8
153039	10	8	17.5	17.5	41.1
130608	12	8	14.5	21	44
153040	12	10	21	21	47.6

Push-in L Connector

Code	D1 Tubing O.D (mm)	D5 Ø (mm)	D6 Ø (mm)	H1 (mm)	H2 (mm)
153070	4	10	3.2	16.9	6.5
153071	6	12.5	3.2	20.1	8
153072	8	15	4.2	22.4	10
153073	10	17.5	4.2	26.2	12
153074	12	21	4.2	29.4	14
153075	16	25	4.2	33.1	12

Range Characteristics

- Operating pressure: -0.95...10 Bar
- Ambient temperature: -35…60°C
- Polyurethane
- High resistance to abrasion and Kinks
- Operating Media: Compressed Air, vacuum (PU-13)



Pneumatic Tubing - Type: PUN

Code	Code (50-metre)	Outside Diameter (mm)	Inside Diameter (mm)	Wall Thickness (mm)	Colour
159662	159662/50M	4	2.5	0.75	Blue
159664	159664/50M	6	4	1	Blue
159666	159666/50M	8	5.5	1.25	Blue
159668	159668/50M	10	7	1.5	Blue
159670	159670/50M	12	8	2	Blue
159663	159663/50M	4	2.5	0.75	Black
159665	159665/50M	6	4	1	Black
159667	159667/50M	8	5.5	1.25	Black
159669	159669/50M	10	7	1.5	Black
159671	159671/50M	12	8	2	Black
152584	152584/50M	4	2.5	0.75	Silver
152586	152586/50M	6	4	1	Silver
152587	152587/50M	8	5.5	1.25	Silver
152588	152588/50M	10	7	1.5	Silver
152589	152589/50M	12	8	2	Silver

NEW

PNEUMATIC EQUIPMENT - OTHER ACCESSORIES

Brass Button Silencer



Code	Size (Inch)	Pack Qty
1206622	1/8	20
1206623	1/4	20
1206625	1/2	10

Brass Silencer



Code	Size (Inch/mm)	Pack Qty
1205858	M5	20
1205860	1/8	20
1205861	1/4	20
1205862	3/8	10
1205863	1/2	10
1205865	1	10

Aluminium Silencer



Code	Size (Inch)	Pack Qty
6841	1/8	1
6842	1/4	1
6843	3/8	1
6844	1/2	1

Polymer Silencer



Code	Size (Inch)	Pack Qty
2307	1/8	1
2316	1/4	1
2309	3/8	1
2310	1/2	1

©ACDC Dynamics

AIR LINE FILTERS & REGULATORS

Type	Filter	Regulator	Filter/ Regulator	Oil Sprayer	TC Series Treatment Dual Regulator & Air Lubricator	TC Series Treatment Triplet Filter/Regulator/Lubricator
						
Code 3/4"	TF4000-06	TR4000-06	TW4000-06	TL4000-06	TC4010-06	TC4000-06
Code 1"	TF5000-10	TR5000-10	TW5000-10	TL5000-10	TC5010-10	TC5000-10

Specifications

- Filtration: 5μm
- Applicable Pressure Range: 0-1.0MPa
- Applicable Temperature: 0-60°C
- Gauge Port Size: G1/4
- Material (Body): Aluminium Alloy Die-cast
  (Bowl): Polycarbonate (PC)

Auto Drain Valve

Code 3/8"	TAD402-03
Code 1/2"	TAD402-04


TAD

SOLENOID VALVES


USC


USSC

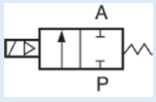


US-10


US-25


UW-15


UW-25

Code	US-10 *	US-15 *	US-20 *	US-25 *	UW-15 *	UW-20 *	UW-25 *
Spare Coil Code	USC *				UWC *		
Spare Solenoid c/w Coil	USSC *				UWSC *		
Material of body	Brass						
Operating method	Plunger Pilot				Film Pilot		
Pipe size	ZG3/8"	ZG1/2"	ZG3/4"	ZG1"	ZG1/2"	ZG3/4"	ZG1"
Nominal diameter (mm)	17	17	17	20	20	20	25
Applicable fluid	Air, Water, Oil (50CST below) & Steam				Air, Water, Oil (50CST below)		
Pressure range	0.05 – 1.5Mpa				0 – 0.8Mpa		
Applicable temperature	-5 to 185°C				-5 to 99°C		
Operating voltage range	± 10%						
Minimum activating time	0.05S						

*Add Voltage to Code: **12VDC, 24VDC, 24VAC, 110VAC, 230VAC**

Pressure Switches


PS-02A


PS-02B

Pressure (Bar) Min.	Pressure (Bar) Max.	Contact Rating	Pipe Thread (NPT)	Code
1.4	2.8	2 Pole 20A N/C	1/4"	PS-02A 2.8
2.1	3.5	2 Pole 20A N/C	1/4"	PS-02A 3.5
2.8	4.3	2 Pole 20A N/C	1/4"	PS-02A 4.3
3.5	5.6	2 Pole 20A N/C	1/4"	PS-02B 5.6
4.9	7.2	2 Pole 20A N/C	1/4"	PS-02B 7.2

©ACDC Dynamics

PROCESS GAUGES

Type	Stainless Steel Case	Robust Liquid Filled	Economic
			
Code	**PBB-* - ** - *** - **** - *******	**PBG-* - ** - *** - **** - *******	**PBN-* - ** - *** - **** - *******
Connection A-Bottom Connection D-Rear Connection	This gauge is ideally suited to most industrial applications where high accuracy and durability is required. Gauges are available with either brass/bronze internals, all stainless steel internals, or Manel Bourdan tube and socket with stainless steel movement.	For heavy duty services where vibration or shock of medium would cause excessive wear on a dry gauge or corrosive ambient conditions prevail. Applications include hydraulic equipment, mining equipment and irrigation.	For non-corrosive liquids and gases on light duty service in more corrosive environments. Applications include coastal application for valve positioner and regulators, swimming pool pumps and stationary irrigation systems.
Case	Brush finish 304 SS, Bayonet Bezel	304 SS, Crimped Bezel	Steel Black, Powder Coated
Internals	Available with either Brass/Bronze, or SS	Brass	Brass
Range (Max)	6000 kPa	6000 kPa	6000 kPa
Temperature	-25°C to 60°C	-25°C to 60°C	-25°C to 60°C
Accuracy	100Ø 1% @ FSD / 63Ø 1.6% @FSD	1.6% @ FSD	1.6% @ FSD
Configuration	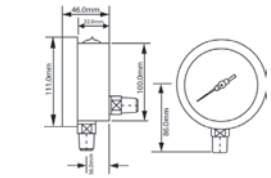 Conn. A + D A + D	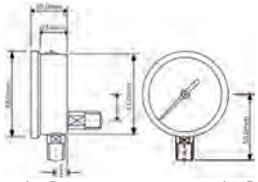 Conn. A + D A + D	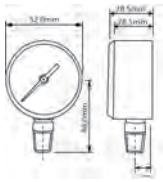 Conn. A
* Connection	**A** (Bottom) & **D** (Rear)	**A** (Bottom) & **D** (Rear)	**A** (Bottom) only
** Add size (mm)	**63** | **100**	**63** only	**54** only
*** System material	**BB&SS**	**BB**	**BB**
**** Thread size	**02**, **12** | **02**, **04**, **12**, **14**	**02**, **12**	**02**, **12**
***** Add pressure	**100kPA**, **160kPA**, **250KPA**, **400kPA**, **600kPA**, **1000kPA**, **1600kPA**, **2500kPA**, **4000kPA**, **6000kPA**. Other ranges available on request.		

Thread	
Code	Fitting
02	1/4 NPT
04	1/2 NPT
12	1/4 BSP
14	1/2 BSP
Add to code	

Process Gauges Accessories

Steam Line Piping	Valve	Dairy Seals	Chemical Seals	Flanged Seals
		 NW40 NW50		
Code **U-TYPE**	**Code** **VG ISOLATE**	**Code** **NW40-*** **NW50-***	**XWD4-***	**NFD01-***
	Isolation valves and gauge cocks to isolate pressure from gauge. Equipped with a facility to vent the gauge. Suitable for use with gases, liquids and vapours. Material - Brass	Material: Grade 316 SS	316 Stainless Steel	Grade 316 SS
Code **PIGTAIL**		Max Pressurer: 40 MPA	150 Mpa	150 Mpa
• Steam line piping should be installed on all live steam applications to protect the gauge from the high temperatures encountered. • Available in either "pigtail" or "U-type" configurations for installation on horizontal or vertical line respectively Material - Steel.		Gauge Port: 1/4", NPT or BSP	1/4" or 1/2", NPT or BSP	1/4" and 1/2", NPT
		Application: Is used in health and dairy application, can be used for pulp/paper. For non-corrosive liquids and gases on light duty service in more corrosive environments.	Is used in applications where the process fluid (medium) is corrosive or viscous (could even contain waste particles) and could clog the instruments internals.	Flanged seals, one for continuous use for safety concerns. Cleanout type for easy cleaning with flushing connections available.
		Thread Size: *Add Thread Type to Code: **02**, **12**	*Add Thread Type to Code: **02**, **04**,**12**,**14**	*Add Thread Type to Code: **02**, **04**

©ACDC Dynamics

ELECTRONIC AIR PRESSURE SENSORS & SWITCHES

Condor

Electronic Air Pressure Controllers

Code Relay Output 1C/O only	Supply	Code 4-20mA Supply Output	Supply	Cut-out-pressure	Cut-in-pressure	Maximum pressure	Repeat Accuracy at 25°C
–	–	EDI-10	12-30VAC	0.5-10 bar	0-50% of cut-out pressure	25 bar	+/-0.1 bar
EDR-16	230VAC	EDI-16	12-30VDC	1-16 bar		25 bar	+/-0.15 bar

Note: 4mA = 0 bar. 20mA = measuring range highest value

- Accurate compressor and process control
- Electronic pressure switch with integrated pressure sensor
- Push-on connector for air tube inlet (Festo PAN 6 x 16mm)
- Adjustable relay set point and hysteresis
- Fail safe
- User friendly menu programming
- Relay output – (All models) 6A @ 250VAC
- 0-10V Analogue output and digital LED display (EDRA only)
- Din rail mounting



EDR & EDI

Autonics

NEW

Electronic Pressure Sensor

Code	NPN N/O	PSA-01	PSA-1
Code	PNP N/O	PSA-01P	PSA-1P
Pressure Range		0-100.0kPa (0-1.000 Bar)	0-1000.0kPa (0-10.00 Bar)



Specifications

- Power Supply: 12V to 24VDC ± 10%. 50mA
- Output Current: Max. 100mA 30VDC
- Analog Output: 1V-5VDC ± 2% F.S.
- Pressure Display: kPa, kfg/cm², bar, psi
- Size: 30x30x38.5(D)mm
- Hysteresis: 1 digit (2 digit/psi) fixed
- Repeat Error: ± 0.2% F.S. ± 1 digit
- Response Time: Selectable 2.5ms, 5ms, 100ms, 500ms, 1000ms

Accessories

Code	Description
PS-01	Bracket for panel mount. Size of cutout 36X36mm
PS-02	Clear protection cover



EDS-16



EDS-ST

2-Wire Electronic Air Pressure Transducer IP65

Code	Description	Pipe Thread	Measuring Range	Output	Repeat Accuracy	Supply
EDS-16	Transducer	External G1/4" DIN3852 Form E	0-16 bar	4-20mA	+/-1%	11-30VDC
EDS-ST	Connection plug					

- Accurate process control
- 2-Wire device installs directly on the machinery
- Ceramic sensor technology
- Service friendly plug-in electrical connection
- Converts measured pressure to 4-20mA

Pressure Switch Diagrams

The co-ordinates of a cut out and cut in pressure must lie within the shaded area for the switch to be suitable for the application.

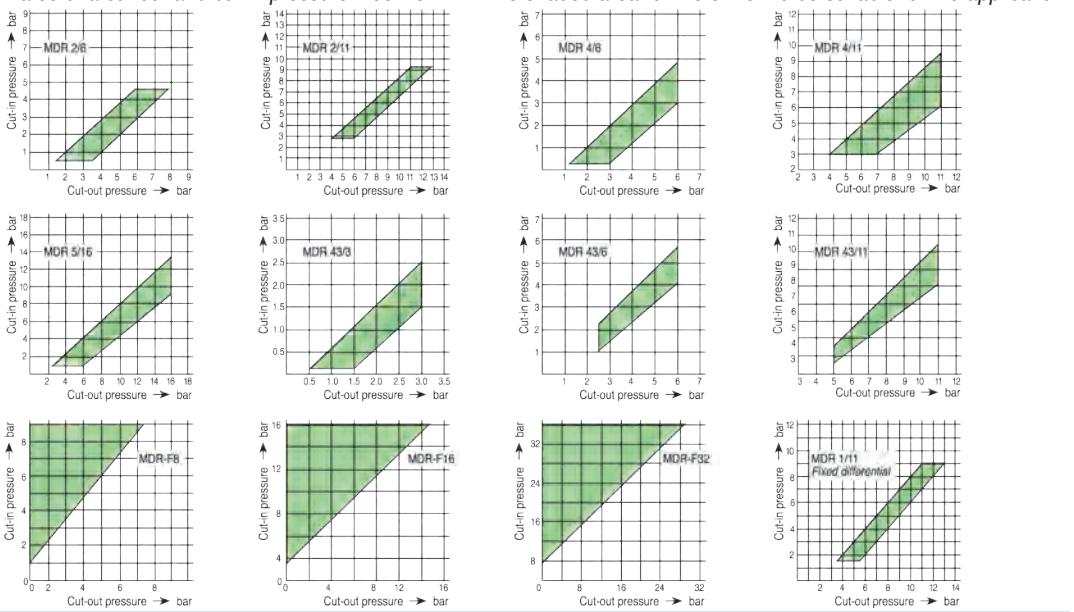

©ACDC Dynamics

PRESSURE SWITCHES



MDR1/11



MDR1/11/EA



MDR2/6 or /11



MDR2 or 4/EA

Direct Motor Switching Ui = 500V

Cut-out Pressure (Bar) Min	Max	Diff	Contacts AC3	Features	Pipe Thread	Code	Code with Auto-Off Switch
MDR1 For use with air, water, mineral oils, sea/salt water, butane, acetylene, carbon dioxide etc. Medium temperature: Air -5 to +80°C. Water +70°C max. **IP44** Contacts 2 N.C. Ith 20Amps, 2,2/4kW @ 240V. Bursting strength P_z >35 Bar.							
2.5	6.0	Adj	1ph 4.0kW	**For Pumps only** Factory set 1.5-3 Bar	1/4" BSP	MDR1/6/DIF	–
2.5	11.0	2 Bar	1ph 2.2kW	**For Compressor only** Factory set 6-8 Bar	1/4" BSP	MDR1/11	MDR1/11/EA
MDR2 For use with air, water. Medium temperature: Water +80°C max. **IP44** Contacts 2 N.C. Ith 20Amps, AC3 2.2kW @ 240V. Bursting strength P_z >35 Bar.							
1.5	7.0	Adj	1ph 2.2kW		1/4" BSP	MDR2/6	–
4.0	12.0	Adj	1ph 2.2kW		1/4" BSP	MDR2/11	MDR2/11/EA
MDR4 For use with air, water. Medium temperature: Water +80°C max. **IP44** Contacts 3 N.C. Ith 20Amps, AC3 5.5kW @ 400V. Bursting strength P_z >35 Bar.							
1.5	6.0	Adj	3ph 5.5kW		1/2" BSP	MDR4/6	MDR4/6/EA4
4.0	11.0	Adj	3ph 5.5kW		1/2" BSP	MDR4/11	MDR4/11/EA4
6.0	16.0	Adj	3ph 5.5kW		1/2" BSP	MDR4/16	MDR4/16/EA4
MDR5 For use with air, water, sea water, petrol, diesel, natural gas, butane, carbon dioxide etc. Medium temperature: Air -5 to +80°C. Water +80°C max. **IP54** Contacts 3 N.C. Ith 25Amps, AC3 5.5kW @ 400V. Bursting strength P_z >40 Bar.							
2.0	8.0	Adj	3ph 5.5kW		1/2" BSP	MDR5/8	
2.5	16.0	Adj	3ph 5.5kW		1/2" BSP	MDR5/16	



MDR5/8 or /16



With Overload

Fitted with Unloader Valve, Overload & Start/Stop Buttons		
Range: 2.4-4.2A	1/2" BSP	MDR5/16/4.2
4.0-7.0A	1/2" BSP	MDR5/16/7
6.1-10.3A	1/2" BSP	MDR5/16/10
9.0-14.0A	1/2" BSP	MDR5/16/14
11.0-18.0A	1/2" BSP	MDR5/16/18

Accessories

Spare Covers for MDR5

Description	Code
Plain	H5-COVER
With On/Off buttons	H5K-COVER



H5-COVER



H5K-COVER





EV1S
EV2
EV4

EV5

Unloader Valve	Code
For MDR1	EV1S
For MDR2	EV2
For MDR4/43	EV4
For MDR5	EV05

Control Circuit Switching IP65 10Amp 250VAC Ui = 400V



MDR43

MDR43 For use with a wide range of mediums including air, water, oils and refrigerants. Medium temperature: Air -25 to +100°C. Water +100°C max. **IP54**

Cut-out Pressure (Bar) Min	Max	Diff	Contacts	Bursting Strength	Pipe Thread	Code
0.5	3.0	Adj	1 NO + 1 NC	P_z >60 Bar	1/4" BSP	MDR43/3
2.5	6.0	Adj	1 NO + 1 NC	P_z >60 Bar	1/4" BSP	MDR43/6
5.0	11.0	Adj	1 NO + 1 NC	P_z >60 Bar	1/4" BSP	MDR43/11
8.0	16	Adj	1 NO + 1 NC	P_z >60 Bar	1/4" BSP	MDR43/16



MDR-F

MDR-F *High pressure range – for use with air, water, sea water, petrol, diesel, natural gas butane, propane, nitrogen etc. Medium temperature: +70°C max.* ***IP54***

0.5	8.0	Adj	1 C/O 10A	P_z >40 Bar	3/8" BSP	MDR-F8H-S
1.0	16.0	Adj	1 C/O 10A	P_z >48 Bar	3/8" BSP	MDR-F16H-S
2.0	32.0	Adj	1 C/O 10A	P_z >64 Bar	3/8" BSP	MDR-F32H-S
8.0	60.0	Adj	1 C/O 10A	P_z >120 Bar	3/8" BSP	MDR-F60HH-S

©ACDC Dynamics

See page 15.9 for pressure diagrams

PRESSURE TRANSMITTERS



Pressure Transmitter IP65

Transducer Range	Code (1/4" NPT Fitting)	Code (1/2" NPT Fitting)	Code (1/4" BSP Fitting)	Code (1/2" BSP Fitting)
1 Bar	PT1X0010P02R01	PT1X0010P04R01	PT1X0010P12R01	PT1X0010P14R01
4 Bar	PT1X0040P02R01	PT1X0040P04R01	PT1X0040P12R01	PT1X0040P14R01
6 Bar	PT1X0060P02R01	PT1X0060P04R01	PT1X0060P12R01	PT1X0060P14R01
10 Bar	PT1X0100P02R01	PT1X0100P04R01	PT1X0100P12R01	PT1X0100P14R01
16 Bar	PT1X0160P02R01	PT1X0160P04R01	PT1X0160P12R01	PT1X0160P14R01
25 Bar	PT1X0250P02R01	PT1X0250P04R01	PT1X0250P12R01	PT1X0250P14R01
40 Bar	PT1X0400P02R01	PT1X0400P04R01	PT1X0400P12R01	PT1X0400P14R01
100 Bar	PT1X1000P02R01	PT1X1000P04R01	PT1X1000P12R01	PT1X1000P14R01
400 Bar	PT1X4000P02R01	PT1X4000P04R01	PT1X4000P12R01	PT1X4000P14R01

Wiring Diagram

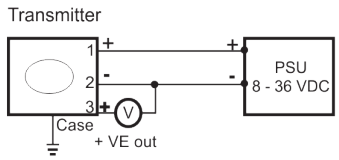

WIRING CONNECTIONS

1 Red: + Us
2 Black: - Vs
3 Yellow: GND

Features

- Accuracy to better than 0.5%FS (including linearity and repeatability)
- Transducer rated at 50 million cycles
- Metalwork made of Type 316 Stainless Steel
- Protected against reverse voltage and overvoltage
- Protected against noise on the supply line
- Wide supply range, 8 to 36VDC - allows a wide range of load resistance
- Transducer is temperature compensated by means of laser-trimmed resistors
- Operating temperature range from 0°C to +85°C
- Internal Trimpots for field calibration

General Specifications

Output: 4 - 20mA
Excitation: 10 - 36V DC
Accuracy (BFSL):< 0.5% FS
Compensated Temp. Range: 0° to 85° C
Temperature error zero: < -0,02% FS / K
Temperature error span: < -0,01% FS / K (0-70°C)
Ingress protection: IP65
Burst pressure: 1.5 x FS (except when indicated)
Wetted Parts/Connection: 316 Stainless steel, ceramic, Nitrile (Specify media where Nitrile is not compatible)

NEW

PRESSURE SWITCHES

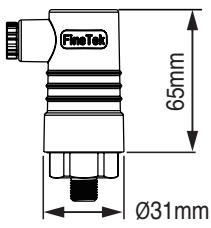

Optional Dust cover for SQ246







Code	SQ246-RL1A-1U-N-W	SQ275-RL1C-2U-N-C	SQ276-RL1C-2U-N-C
Pressure Range	1 - 19 Bar	1 - 19 Bar	1 - 19 Bar
Pressure Regulation	Field Adjustable	Field Adjustable	Field Adjustable
Thread Type	NPT male - 1/8"	NPT male - 1/4"	NPT male - 1/4"
Contact Model	SPST-NO	SPDT	SPDT
Body/Housing Material	SUS 316	Zinc-plated steel	SUS 316
Membrane Material	NBR	NBR	NBR
Connector / Wiring	Screw Terminal	DIN43650A	DIN43650A
Size (Hex size x length)	24 x 46mm	27 x 63mm	27 x 63mm
Optional Dust Cover	**SQXCM1P-PGA**	-	-

©ACDC Dynamics

CONVEYOR SAFETY SWITCHES

	Safety Cable Pull Switch	Belt Alignment Switch	Speed Monitor
	IP67 	IP67 	IP65 
Code	**SRS**	**SRT**	**ED400**
Switching Capacity	SPDT x 2 10A@250VAC	SPDT x 2 10A@250VAC	• Speed: 0~999rpm • Speed output: 4~20mA • 7-seg LED display: 0~999 • Supply: 85~265VAC • Alarm set point: 1~1999rpm • Ambient Temperature: • Rotate direction: CW or CCW -20˚~70˚C • Alarm: Underspeed, • Housing: Die-cast Standstill, Reverse, Power Aluminium Failure
Action Force	49 ± 9.8n (5±1kgf.m)	3.4-5.4N.m(0.35-0.55kgf.m)	
Reset	Manual	Auto	
Ambient Temp	-20-60˚C	-20-60˚C	
Enclosure Material	Die-Cast Aluminium	Die-Cast Aluminium	
Weight Approx.	2.9kg	2.9kg	

Certified for use in Zone 21/22	Standard Conveyor Belt Trip Switch	Slack Rope Conveyor Belt Trip Switch	Ripped/Torn Conveyor Belt Trip Switch
 CHW53201  PT125CW5000			
Code Single End	**CHW53198**	**CHW53198A**	**CHW53198B**
Code Double End	**CHW53197**	**CHW53197A**	**-**
Rated Continuous Current	10A @ 230VAC		
Protection rating	IP66		
Cable Entries	3 x M20		

Conveyor Belt Alignment Switch



Code	CHW93053	CHW93058
Type	1NO/NC	2NO/2NC
Switching Capacity	3A @ 230VAC	10A @ 230VAC
Protection rating	IP65	
Cable Entries	1 x M20	

Accessories for Conveyor Belt Trip Switches

Code	Description
CHW53201	Padlock Attachment
PT125CW5000	Pigtail M10 x 125mm

ROPE PULL SWITCHES



Rope Pull Latching 6A/400VAC

PL-967-7.5kg
PL-967-15kg

Mounting holes for **PL-967**

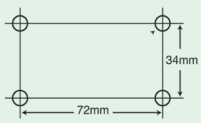



Latching on Rope Pull Break 6A/400VAC

PL-967

Rope Pull Switches IP65

Code	Description	Contacts
PL-967	6kg rope pull/break switch	1NO+1NO (NC when tensioned)
PL-967-7.5KG	7.5kg rope pull switch	1NO+1NC
PL-967-15KG	15kg rope pull switch	1NO+1NC

Rope Accessories

MET

Code	PWR*	SB209331/6	SB209332/6.5	SB209333/M8	SB209333/M10	SB209333/M12	SB209336/8
	 Steel Wire. PVC Sheathed Rope. 100m. Ø5mm Red.	 Thimble 6mm	 Clamp 6.5mm	 M8 Eye Bolt	 M10 Eye Bolt	 M12 Eye Bolt	 Tensioner 8mm

*Add **/1** to code for /meter pricing of cut lengths

©ACDC Dynamics

LIMIT SWITCHES

Steel Type AH8 (28mm) IP65

• Contact: NC & NO 5A • Cable entry: Rubber Grommet

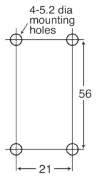

Code	AH8111	AH8112	AH8122	AH8104	AH8107	AH8108	AH8166	AH8101	AH8169
									

Steel Type WL5 (40mm) IP65

• Contact: NC & NO 10A • Cable entry: 20mm

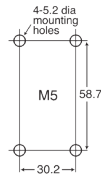

	Pushbutton	Pushroller	Rollerball	180° Tilt	Wobble	180° Tilt	180° Tilt	Maintained
								
Code	WL5101	WL5102	WL5103	WL5104	WL5106	WL5107-2	WL5108-2	WL5105

Compact Enclosed Type AH-7 IP65

				
Code	AH-7100	AH-7110	AH-7310	AH-7311
				
Code	AH-7312	AH-7120	AH-7140	AH-7121
				Mounting holes 2 x 4.2 dia. ☐ mounting holes 25.4
Code	AH-7141	AH-7124	AH-7144	

Specifications

- Contact resistance: 25mΩ max (initial)
- Insulation resistance: 100MΩ min (at 500VDC)
- Dielectric strength: 1 000VAC 50/60Hz for 1 min
- Service life: Mechanically: 1 000 000 operations min; Electrically: 100 000 operations min
- Current rating: 10A @ 250VAC C/O

©ACDC Dynamics

NEW

MODULAR LIMIT SWITCHES IP66

Modular Limit Switches - Provide extremely easy installation & high reliability

The E50 Modular plug-in Limit Switch allows for complete Part Replacement and the convenience of configuring your Switch for your application. Maintenance downtime can be shortened by way of replacing either the Operating Head, the Switch Body, or the Single or Double Pole Receptacle.
E50 Limit Switches offer high precision in terms of accuracy and repeatability. This is primarily due to the fact that they make direct contact with the Target.



Double Pole - Wiring Diagram

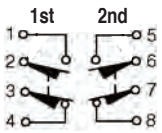

Single Pole - Wiring Diagram



1. Operators for Switches



Code	E50KL200	E50KL355	E50KL204	E50KL201	E50KW4	EK50KW3
Description	Standard Roller Stainless Steel with Nylatron Roller	Standard Roller Stainless Steel with Metal Roller	Fork Lever with Nylatron Roller	Adjustable Roller Stainless Steel with Nylatron Roller	Coil Spring for Wobble Head	Stainless Steel Rod For Wobble Head

2. Operating Heads



Code	E50DR1	E50DT3	E50DS3	E50DS1	E50DT1	E50DS2	E50DT2	E50DW1
Description	Side Rotary Spring Return	Top Push-Roller Spring Return	Side Push-Roller Spring Return	Side Pushbutton Spring Return	Top Pushbutton Spring Return	Side Pushbutton Adj.Spring Return	Top Pushbutton Adj.Spring Return	Wobble Head - Spring Return

3. Receptacles - M20 Gland Entry

4. Switch Body



	Single Pole	Double Pole	Single Pole	Double Pole
Code	E50RA20	E50RB20	E50SA	E50SB
Contact	1 N.O / 1 N.C	2 N.O / 2 N.C	1 N.O / 1 N.C	2 N.O / 2 N.C

Electrical Data - Maximum Contact Ratings (Same Polarity each Pole)

AC Volts	Current (Amps) Make	Break	Cont*	DC Volts	Current (Amps) Make/Break	
120	60	6	10	125	0.22	1.0
240	30	3	-	250	0.11	1.0
480	15	1.5	-			
600	12	1.3	-			
Nema A600 Rating				Nema R300		

Construction Material	Zink Die-Cast
Mechanical Life	
Side Rotary	13 000 000 operations minimum
Side or top Push	10 000 000 operations minimum
Electrical Life	
Single Pole	1 000 000 operations typical at full load
Double Pole	100 000 operations typical at full load
Wire Size	0.5 - 4mm²

*Thermal rating

Dimensions

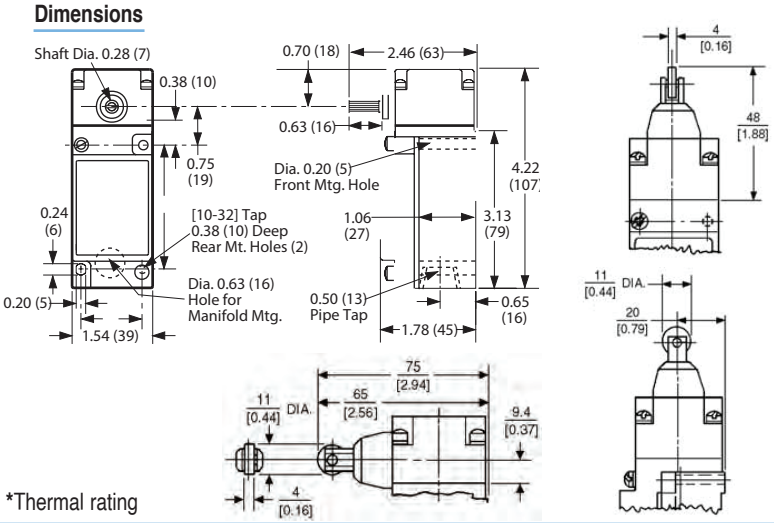

©ACDC Dynamics

LIMIT SWITCHES

Plastic Type AP1 – 30mm Width IP65

- EN50047
- Contact:
  NC & NO
  10A@24VAC
  3A@240VAC
- Cable entry:
  M20x1.5

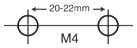



Code	AP5T11	AP5T13	AP5T31	AP5T41	AP5T51	AP5T52	AP5T71	AP5T91	AP5T92	AP5-T98

Plastic Type BP1 – 40mm Width IP65

- EN50041
- Contact:
  NC & NO
  10A@24VAC
  3A@240VAC
- Cable entry:
  M20x1.5

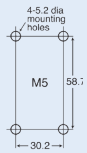



Code	BP5H12	BP5H19	BP5H33	BP5H43	BP5H53	BP5H54	BP5H91	BP5H92	BP5H93

Plastic Type DP1 – 50mm Width IP65

- Contact:
  1N/O & 1NC
  10A@24VAC
  3A@240VAC
- M20x1.5
  Cable entry
- 2 x cable
  entries

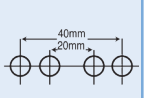



Code	DP5T11	DP5T13	DP5T31	DP5T41	DP5T51	DP5T52	DP5T71	DP5T91	DP5T92



Rated currents:
10A@24VAC
3A@240VAC
6A@24Vdc

Contact Blocks

Code	Description
GZ11	Snap Action Contact Block: 1NO + 1NC
GX11	Non-overlapping Slow Action Contact: 1NO + 1NC
GX12P	Non-overlapping Slow Action Contact: 1NO + 2NC
GW02	Slow Action Contact: 2NC

©ACDC Dynamics

LIMIT SWITCHES

Metal Pre-Wired • Type EM1 30W x 50H (mm) **IP67** • Type EM2 33W x 70H (mm) **IP67**

COMEPI

- IEC 947-1
- EN60947-1
- Contact: 1N/O & 1N/C 5A@24VAC 1A@240VAC
- Cable: 1m

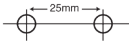

EM2 mounting holes

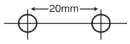

EM1 mounting holes










Code side cable	EM1G11Z	EM1G12Z	EM1G14Z	EM1G21Z	EM1G22Z	EM1G24Z	EM1G41Z	EM1G42Z
Code bottom cable	EM2G11Z	EM2G12Z	EM2G14Z	EM2G21Z	EM2G22Z	EM2G24Z	EM2G41Z	EM2G42Z

FOOT SWITCHES

Footswitch

COMEPI

With locking device in neutral position (Pedal in the up position)



Code 1NO+1NC	FS-PS1211 (SPDT)
Code 2NO+2NC	FS-PS1213 (DPDT)
Contacts	10A 250VAC
Enclosure material	Shock resistant ABS
IP rating	IP65
Cable/Entry	Not supplied (PG16 entry)
Spare contact for 1NO+1NC	Z11

Steel Mounting Frames

Without foot switch



Code	Description	Width
PD-1000	For 2 foot switches	350mm
PD-1002	For 4 foot switches	700mm






Code 1NO + 1NC	FS-1	FS-2	FS-3	FS-4 (SPDT)
Code 2NO + 2NC	–	–	–	FS-4/DP (DPDT)
Contacts	10A 250VAC (SPDT)	10A 250V (SPDT)	10A 250V (SPDT)	15A 250VAC
Enclosure material	Steel cover	Poly-carb	Aluminium	Aluminium
Cable/Entry	PVC 0.75mm x 3 core	PVC 0.75mm x 3 core	PVC 0.75mm x 3 core	Not supplied (16mm entry)
IP rating	IP40	IP40	IP40	IP54
Spare contact 1NO + 1NC	–	–	–	Z15G-1704

©ACDC Dynamics

MICRO SWITCHES

General purpose Z-type

				
Code	**Z15G-1701**	**Z15G-1702**	**Z15G-1703**	**Z15G-1704**
				
Code	**Z15G-1744**	**Z15G-1300**	**Z15G-1305**	**Z15G-1306**
				
Code	**Z15G-1307**	**Z15G-1705**	**Z15G-1308**	**Z15G-1318**

Specifications

- Contact resistance: 15mΩ max (initial)
- Insulation resistance: 100MΩ min (at 500VDC)
- Dielectric strength: 1 000VAC 50/60Hz for 1 min
- Service life: Mechanically: 1 000 000 operations p/min
  Electrically: 100 000 operations p/min
- Current rating: 15A @ 250VAC C/O

Mounting holes

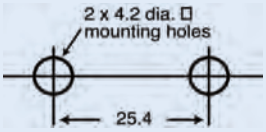



AA8000

Terminal Cover for
Z-type Micro Switches

Type VS Micro switch (High mechanical life)

				
Code	**VS15P01C**	**VS15P02C**	**VS15P03C**	**VS15P04C**
				
Code	**VS15P05C**	**VS15P06C**	**VS15P07C**	**P-CS-71**

Low torque

Specifications

Contact resistance: 15mΩ max (initial)
Insulation resistance: 100MΩ min (at 500VDC)
Dielectric strength: 1 000VAC 50/60Hz for 1 min
Service life: Mechanically: 1 000 000 operations p/min
Electrically: 100 000 operations p/min
Current rating: VS: 1C/O 15A @ 250V
P-CS: 1C/O 5A @ 250V

Mounting holes

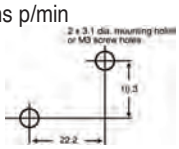

Push Buttons

Fits onto **VS15P01C** Micro Switch Hole Size 10mm



Code	VAQ-5-*	VAQ-4-*	AB6161-*	AB5151-*

Hole Size 12mm
*Add colour of button: ●R, ● Y, ● GN

©ACDC Dynamics

SAFETY LIMIT SWITCHES

Limit Switches IP67

Latching Limit Switch Manual Pull to reset	NEW 			NEW 	NEW 	
Code	**EDR-6-1-21**	**EDR-6-1-22**	**EDR-6-1-27**	**EDR-6-1-31**	**EDR-6-1-32**	**EDR-6-1-62**
Contacts	1NO + 1NC (3A 230VAC)					
Cable/Entry	Cable Entry 20mm					
Enclosure	IP67 Glass-filled polybutylene terephthalate					

Safety Limit Switches

COMEPI



90˚ Adjustable Head



360˚ Fully Turnable Head

NEW 

90˚ Adjustable Head

Keys



K100



K101

Code	**SP5K20**	**SP5K120**	**SBM5K40X12**	**K100**	**K101**
Key (Not Included)	**K101/K100**		**K101/K100**	Key fits on front or top of the limit switches Order key separately	
Contact	1NO + 1NC (3A@240VAC)		*1NO + 1NC (3A@240VAC)		
Enclosure	IP65 Plastic body		IP66 Metal Casing		
Dimensions (mm)	30 x 30 x 90 – M20 entry		40 x 40 x 13 – M20 entry		

*Slow break before make

COMEPI

- Complies to IEC-947-5-1
- 1NO + 1NC Positive Action
- AC-15 = 3A at 230V. ui = 690V
- For cable lengths up to 6 metres
- Contact operates on rope break or rope pull



Not latching



Latching on rope break/pull

Safety Rope Break Switches

With reset	**SM5K98X11**	**SBM5K99X11**
Without reset	**SM5K96X11**	**SBM5K97X11**
Weight	4.7kg	6.7kg
Dimensions	30 x 30 x 143 M20 entry	40 x 44 x 162 M20 entry
IP Rating	IP65	IP66
Enclosure	Die-cast Body	Die-cast Body

Rope Accessories

MET

							
Code	**PWR***	**SB209331/6**	**SB209332/6.5**	**SB209333/M8**	**SB209333/M10**	**SB209333/M12**	**SB209336/8**
	Steel Wire. PVC Sheathed Rope. 100m. Ø5mm Red.	Thimble 6mm	Clamp 6.5mm	M8 Eye Bolt	M10 Eye Bolt	M12 Eye Bolt	Tensioner 8mm

*Add **/1** to code for /meter pricing of cut lengths

©ACDC Dynamics

MAGNETIC PROXIMITY SWITCHES IP54

Reed Contact Magnetic Switches



Nickel Plated Brass Housing

Code	SM03	SM05	SM09	SM13	SM17	SM06	SM08	SM14	SM14
Contact	NO	NO	NO	NO	NO	NO+NC	NO+NC	NO+NC	NO+NC
Max. V	250VAC	250VAC	250VAC/200VDC	250VAC	250VAC	150VAC/VDC	150VAC/VDC	220VAC/VDC	220VAC/VDC
Max. W	10W	10W	50W	100W	100W	5W	5W	60W	60W
Max. A	0.15A	0.15A	0.15A	0.4A	0.4A	0.25A	0.25A	1A	1A
Size O x L	M8x34mm	M10x33mm	M10x33mm	M12x72mm	M18x70mm	M10x40mm	M12x42mm	M12x72mm	M18x70mm



E560



SM02



SM21 / SM22

Plastic Housing

Code	E560-1ADA0147	E560-1BDA0147	E560-1MDA0147	E560-1SDA0147	E560-2PDA0147	E560-2TDA0147	SM02	SM21	SM22
Contact	NO	NO	NC	NO+NC	NO+NO	NC+NC	NO+NC	NO	BISTABLE NO
Max. V	150VAC/100VDC	250VAC/200VDC	150VAC/200VDC	150VAC/VDC	125VAC/100VDC	150VAC/VDC	150VAC/VDC	250VAC/VDC	250VAC/VDC
Max. W	10W	50W	10W	10W	10W	10W	5W	100W	100W
Max. A	0.5A	1A	0.5A	0.5A	0.5A	0.5A	0.25A	3A	3A
Size (mm)	29x19x9	29x19x9	29x19x9	29x19x9	29x19x9	29x19x9	6x38	M12x100	M12x100

Reed Contact Switch/ Magnet Switching Distances (mm)













Code	MG01		MG02		MG03		MG04		MG05		MG06	
	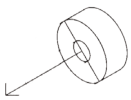		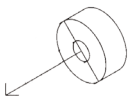		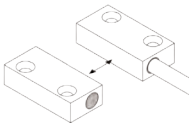		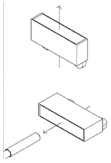		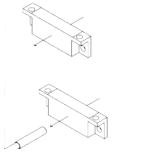		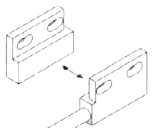	
Sensor	Distance	Hysteresis	Distance	Hysteresis	Distance	Hysteresis	Distance	Hysteresis	Distance	Hysteresis	Distance	Hysteresis
SM02	12	1	17	1	-	-	-	-	-	-	13	1
SM03	13	5	8	5	-	-	-	-	-	-	-	-
SM05	16	3	12	3	-	-	-	-	-	-	-	-
SM06	18	5	13	4	-	-	-	-	-	-	-	-
SM08	18	5	13	4	-	-	-	-	-	-	-	-
SM09	16	3	12	2	-	-	-	-	-	-	-	-
SM13	16	7	4	4	-	-	-	-	-	-	-	-
SM14	10	15	-	-	-	-	-	-	-	-	-	-
SM17	-	-	-	-	-	-	-	-	-	-	-	-
SM18	-	-	-	-	-	-	-	-	-	-	-	-
E560-1ADA0147	14	1	-	-	-	-	-	-	-	-	11	1
E560-1BDA0147	13	2	-	-	-	-	-	-	-	-	10	7
E560-1MDA0147	11	2	-	-	-	-	-	-	-	-	10	2
E560-1SDA0147	10	5	-	-	-	-	-	-	-	-	8	3
E560-1VDA0147	13	-	-	-	-	-	-	-	-	-	10	7
E560-2PDA0147	-	-	-	-	-	-	-	-	-	-	-	-
E560-2TDA0147	-	-	-	-	-	-	-	-	-	-	-	-

©ACDC Dynamics

COMPACT RECTANGULAR/SQUARE INDUCTIVE SENSORS IP67

3 Wire DC Inductive Sensors



NPN NO	PS17-5DN	PS17-8DN	PFI25-8DN	PSN25-5DN	PSN30-10DN	PSN30-15DN	PSN40-20DN	PS50-30DN
PNP NO	PS17-5DP	PS17-8DP	PFI25-8DP	PSN25-5DP	PSN30-10DP	PSN30-15DP	PSN40-20DP	PS50-30DP
NPN NC	PS17-5DN2	PS17-8DN2	PFI25-8DN2	PSN25-5DN2	PSN30-10DN2	PSN30-15DN2	PSN40-20DN2	PS50-30DN2
PNP NC	–	–	PFI25-8DP2	PSN25-5DP2	PSN30-10DP2	PSN30-15DP2	PSN40-20DP2	PS50-30DP2
Switching Distance	5mm ±10%	8mm ±10%		5mm ±10%	10mm ±10%	15mm ±10%	20mm ±10%	30mm ±10%
Hysteresis	Max. 10% of switching distance							
Standard Detecting Target	18 x 18 x 1mm (Iron)	25 x 25 x 1mm (Iron)			30 x 30 x 1mm (Iron)	45 x 45 x 1mm (Iron)	60 x 60 x 1mm (Iron)	90 x 90 x 1mm (Iron)
Response Frequency	700Hz	200Hz		300Hz	250Hz	200Hz	100Hz	50Hz
Dimensions (mm)	17 x 17 x 31		26 x 10 x 49	25 x 25 x 39	30 x 30 x 53		40 x 40 x 53	53 x 53 x 35
Protection Circuit	Surge protection circuit. Reverse polarity protection			Surge protection circuit. Reverse polarity protection Overload & short-circuit protection				
Power Supply (Operation Voltage)	12-24VDC (10-30VDC)							
Leakage Current	Max. 10mA							
Residual Voltage	Max. 1.5V							
Control Output	200mA							
Insulation Resistance	Min. 50MΩ (at 500VDC)							
Indicator	Operation indicator (Red LED)							
Ambient Temperature	-25 – +70°C (at non-freezing status)							

2 Wire AC Inductive Sensors



2 Wire DC



NO Output	PSN25-5AO	PSN30-10AO	PSN30-15AO	PSN40-20AO	PST17-5DO
NC Output	PSN25-5AC	PSN30-10AC	PSN30-15AC	PSN40-20AC	PST17-5DC
Switching Distance	5mm ±10%	10mm ±10%	14mm ±10%	14mm ±10%	5mm ±10%
Hysteresis	Max. 10% of switching distance				Max. 10% of switching distance
Standard Detecting Target	25 x 25 x 1mm (Iron)	30 x 30 x 1mm (Iron)	45 x 45 x 1mm (Iron)	60 x 60 x 1mm (Iron)	18 x 18 x 1mm (Iron)
Dimensions (mm)	25 x 25 x 39	30 x 30 x 53	30 x 30 x 53	40 x 40 x 53	17 x 17 x 31
Power Supply (Operation Voltage)	100-240VAC (85-264VAC)				12-24VDC (10-30VDC)
Leakage Current	Max. 2.5mA				Max. 10mA
Response Frequency	20Hz				700Hz
Residual Voltage	Max. 10V				Max. 4V
Control Output	5-200mA				2-100mA
Insulation Resistance	Min. 50MΩ (at 500VDC)				Min. 50MΩ (at 500VDC)
Indicator	Operation indicator (Red LED)				Red LED
Ambient Temperature	-25 to +70°C				-25 to +70°C
Protection Circuit	Surge protection circuit				-

Features

- Max. Output Current: 200mA
- Operating LED
- Hysteresis: Max 15% of Sensing Distance
- Response Frequency: 30Hz



Square Inductive Switches 4-Wire 80x80mm - Supply Voltage 12 - 48VDC

Code (2m Cable)	Code Plug	Type	Size (mm)	Max. Sensing Distance	Output
AS80-50DN3	-	Shielded	80 x 80 x 45	50mm	NPN NO+NC
AS80-50P3	-	Shielded	80 x 80 x 45	50mm	PNP NO+NC

©ACDC Dynamics

SQUARE INDUCTIVE PROXIMITY SWITCHES IP67

Features

- Max. Output Current: 200mA
- Operating LED



8x8mm



Square 40x40x106mm c/w Terminal Block



Square 40x40x106mm c/w M12 Connectors

Square Inductive Switches DC 3-Wire 8x8mm - Supply Voltage: 10-30VDC

Code (2m Cable)	Code Plug (M8 Connector)	Type	Nominal Sensing Distance	Output
IS-88-Q1-03	IS-88-Q1-S1	-	1.5mm	PNP NO

Square Inductive Switches DC 4-Wire 40x40mm - Supply Voltage: 10-30VDC

Code (Terminal Block)	Code Plug (M12 Connector)	Type	Nominal Sensing Distance	Output
IS-40-W5-03	IS-40-X5-S2	Shielded	15mm	PNP NO+NC
IS-40-W6-03	-	Shielded	15mm	NPN NO+NC
IS-40-Y5-03	-	Non-Shielded	30mm	PNP NO+NC
IS-40-Y6-03	-	Non-Shielded	30mm	NPN NO+NC

Square Inductive Switches Standard Housing AC/DC 2-Wire 40x40mm - Supply Voltage: 20 - 250VAC/DC

Code (Terminal Block)	Code Plug (M12 Connector)	Type	Nominal Sensing Distance	Output
IS-40-W7-03	-	Shielded	15mm	AC/DC NO
IS-40-W8-03	-	Shielded	15mm	AC/DC NC
IS-40-Y7-03	-	Non-Shielded	30mm	AC/DC NO
IS-40-Y8-03	-	Non-Shielded	30mm	AC/DC NC

SPECIAL DC INDUCTIVE PROXIMITY SWITCHES IP67

Features

- Operating Temperature: -25-70°C
- Max. Output Current: 200mA
- Operating LED
- Supply Voltage: 10-30VDC
- Stainless Steel Housing



Weld Immune



Metal Face

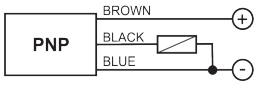

Inductive Proximity Switches DC 3-Wire - Weld Field Immune

Size	Code (2M Cable)	Code Plug (M12 Connector)	Type	Nominal Sensing Distance	Output
M12	-	IS-F12-S1-S2	Shielded	2mm	PNP NO
M12	-	IS-F12-T1-S2	Non-Shielded	4mm	PNP NO
M18	-	IS-F18-S1-S2	Shielded	5mm	PNP NO
M18	-	IS-F18-T1-S2	Non-Shielded	8mm	PNP NO

Inductive Proximity Switches DC 3-Wire - Metal Face

Size	Code (2M Cable)	Code Plug (M12 Connector)	Type	Nominal Sensing Distance	Output
M12	-	IS-12-I1-S2	Shielded	2mm	PNP NO
M12	-	IS-12-L1-S2	Non-Shielded	4mm	PNP NO
M18	-	IS-18-I1-S2	Shielded	5mm	PNP NO
M18	-	IS-18-L1-S2	Non-Shielded	8mm	PNP NO

NAMUR INDUCTIVE PROXIMITY SWITCHES IP67

Features

- Output Current: <1-<3mA
- Operating LED
- Operating Temperature: -25-60°C
- Nominal Voltage: 7.7-9VDC
- Nickel Plated Brass Housing



Namur

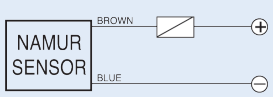

Namur Inductive Proximity Switches DC 2-Wire

Size	Code (2m Cable)	Code Plug (M12 Connector)	Type	Nominal Sensing Distance	Output
M8	IS-08-A20-03	IS-08-A20-S2	Shielded	1mm	Namur
M8	IS-08-C20-03	IS-08-C20-S2	Non-Shielded	2mm	Namur
M12	IS-12-A20-03	IS-12-A20-S2	Shielded	2mm	Namur
M12	IS-12-C20-03	IS-12-C20-S2	Non-Shielded	4mm	Namur
M18	IS-18-A20-03	IS-18-A20-S2	Shielded	5mm	Namur
M18	IS-18-C20-03	IS-18-C20-S2	Non-Shielded	8mm	Namur
M30	IS-30-A20-03	IS-30-A20-S2	Shielded	10mm	Namur
M30	IS-30-C20-03	IS-30-C20-S2	Non-Shielded	15mm	Namur

©ACDC Dynamics

DC 3-WIRE INDUCTIVE PROXIMITY SWITCHES IP67

Features

- Operating LED
- Supply Voltage: 10-30VDC
- M5 Housing Material: Stainless Steel
- M6.5-M30 Housing Material: Nickel Plated Brass



M5 Shielded



M6.5 Shielded M6.5 Non-Shielded



M12 Shielded M12 Non Shielded



M18 Shielded M18-Non Shielded



M30 Shielded M30-Non Shielded

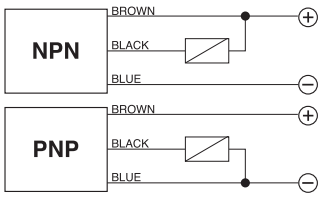

M5 Standard Housing DC 3-Wire - Switching Frequency: 2000Hz

Code (2M Cable)	Code Plug (M8 Connector)	Type	Nominal Sensing Distance	Output
IS-05-A3-03	IS-05-A3-S1	Shielded	0.8mm	PNP NC
IS-05-A1-03	IS-05-A1-S1	Shielded	0.8mm	PNP NO
M6 Standard Housing DC 3-Wire				
IS-65-A1-03	IS-65-A1-S1	Shielded	1.5mm	PNP NO
IS-65-A2-03	IS-65-A2-S1	Shielded	1.5mm	PNP NC
IS-65-A3-03	-	Shielded	1.5mm	NPN NO
IS-65-A4-03	IS-65-A4-S1	Shielded	1.5mm	NPN NC
IS-65-C1-03	IS-65-C1-S1	Non-Shielded	2mm	PNP NO
IS-65-C2-03	IS-65-C2-S1	Non-Shielded	2mm	PNP NC
IS-65-C3-03	IS-65-C3-S1	Non-Shielded	2mm	NPN NO
IS-65-C4-03	IS-65-C4-S1	Non-Shielded	2mm	NPN NC

M8 Standard Housing DC 3-Wire - Switching Frequency: 1000Hz

Code (2m Cable)	Code Plug (M12 Connector)	Type	Nominal Sensing Distance	Output
-	IS-08-A1-S2	Shielded	1.5mm	PNP NO
M12 Standard Housing DC 3-Wire - Switching Frequency: 1000Hz				
IS-12-A1-03	IS-12-A1-S2	Shielded	2mm	PNP NO
IS-12-A2-03	IS-12-A2-S2	Shielded	2mm	PNP NC
IS-12-A3-03	IS-12-A3-S2	Shielded	2mm	NPN NO
IS-12-A4-03	IS-12-A4-S2	Shielded	2mm	NPN NC
IS-12-C1-03	IS-12-C1-S2	Non-Shielded	4mm	PNP NO
IS-12-C2-03	IS-12-C2-S2	Non-Shielded	4mm	PNP NC
IS-12-C3-03	IS-12-C3-S2	Non-Shielded	4mm	NPN NO
IS-12-C4-03	IS-12-C4-S2	Non-Shielded	4mm	NPN NC
M18 Standard Housing DC 3-Wire - Switching Frequency: 1000Hz				
IS-18-A1-03	IS-18-A1-S2	Shielded	5mm	PNP NO
IS-18-A2-03	IS-18-A2-S2	Shielded	5mm	PNP NC
IS-18-A3-03	IS-18-A3-S2	Shielded	5mm	NPN NO
IS-18-A4-03	IS-18-A4-S2	Shielded	5mm	NPN NC
IS-18-C1-03	IS-18-C1-S2	Non-Shielded	8mm	PNP NO
IS-18-C2-03	IS-18-C2-S2	Non-Shielded	8mm	PNP NC
IS-18-C3-03	IS-18-C3-S2	Non-Shielded	8mm	NPN NO
IS-18-C4-03	IS-18-C4-S2	Non-Shielded	8mm	NPN NC
M30 Standard Housing DC 3-Wire - Switching Frequency: 300Hz				
IS-30-A1-03	IS-30-A1-S2	Shielded	10mm	PNP NO
IS-30-A2-03	IS-30-A2-S2	Shielded	10mm	PNP NC
IS-30-A3-03	IS-30-A3-S2	Shielded	10mm	NPN NO
IS-30-A4-03	IS-30-A4-S2	Shielded	10mm	NPN NC
IS-30-C1-03	IS-30-C1-S2	Non-Shielded	15mm	PNP NO
IS-30-C2-03	IS-30-C2-S2	Non-Shielded	15mm	PNP NC
IS-30-C3-03	IS-30-C3-S2	Non-Shielded	15mm	NPN NO
IS-30-C4-03	IS-30-C4-S2	Non-Shielded	15mm	NPN NC

©ACDC Dynamics

DC 3-WIRE INDUCTIVE PROXIMITY SWITCHES IP67

Features

- Operating LED
- Operating Temperature: -25-70°C
- Supply Voltage: 10-30VDC
- **X2**: Longer Sensing Distance
- Nickel Plated Brass Housing



M8 Shielded



M12 Shielded | M12 Non Shielded



M18 Shielded | M18 Non Shielded



M30 Shielded | M30 Non Shielded

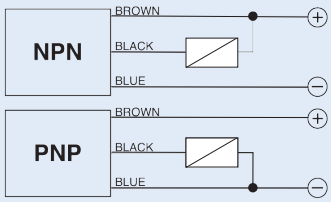

M8 Short Housing DC 3-Wire - Switching Frequency: 500Hz

Code (2m Cable)	Code Plug (M8 Connector)	Code Plug (M12 Connector)	Type	Nominal Sensing Distance	Output
IS-08-G1-03	IS-08-G1-S1	IS-08-G1-S2	Shielded	2mm	PNP NO
IS-08-G2-03	IS-08-G2-S1	IS-08-G2-S2	Shielded	2mm	PNP NC
IS-08-G3-03	IS-08-G3-S1	IS-08-G3-S2	Shielded	2mm	NPN NO
IS-08-G4-03	IS-08-G4-S1	IS-08-G4-S2	Shielded	2mm	NPN NC

M12 Short Housing DC 3-Wire - Switching Frequency: 500Hz

Code (2m Cable)	Code Plug (M12 Connector)	Type	Nominal Sensing Distance	Output
IS-12-G1-03	IS-12-G1-S2	Shielded	4mm	PNP NO
IS-12-G2-03	IS-12-G2-S2	Shielded	4mm	PNP NC
IS-12-G3-03	IS-12-G3-S2	Shielded	4mm	NPN NO
IS-12-G4-03	IS-12-G4-S2	Shielded	4mm	NPN NC
IS-12-H1-03	IS-12-H1-S2	Non-Shielded	8mm	PNP NO
IS-12-H2-03	IS-12-H2-S2	Non-Shielded	8mm	PNP NC
IS-12-H3-03	IS-12-H3-S2	Non-Shielded	8mm	NPN NO
IS-12-H4-03	IS-12-H4-S2	Non-Shielded	8mm	NPN NC

M18 Short Housing DC 3-Wire - Switching Frequency: 400Hz

IS-18-G1-03	IS-18-G1-S2	Shielded	8mm	PNP NO
IS-18-G2-03	IS-18-G2-S2	Shielded	8mm	PNP NC
IS-18-G3-03	IS-18-G3-S2	Shielded	8mm	NPN NO
IS-18-G4-03	IS-18-G4-S2	Shielded	8mm	NPN NC
IS-18-H1-03	IS-18-H1-S2	Non-Shielded	14mm	PNP NO
IS-18-H2-03	IS-18-H2-S2	Non-Shielded	14mm	PNP NC
IS-18-H3-03	IS-18-H3-S2	Non-Shielded	14mm	NPN NO
IS-18-H4-03	IS-18-H4-S2	Non-Shielded	14mm	NPN NC

M30 Housing DC 3-Wire - Switching Frequency: 200Hz

IS-30-H1-03	IS-30-H1-S2	Non-Shielded	15mm	PNP NO
IS-30-H2-03	IS-30-H2-S2	Non-Shielded	15mm	PNP NC
IS-30-H3-03	IS-30-H3-S2	Non-Shielded	15mm	NPN NO
IS-30-H4-03	IS-30-H4-S2	Non-Shielded	15mm	NPN NC
IS-30-G1-03	IS-30-G1-S2	Shielded	20mm	PNP NO
IS-30-G2-03	IS-30-G2-S2	Shielded	20mm	PNP NC
IS-30-G3-03	IS-30-G3-S2	Shielded	20mm	NPN NO
IS-30-G4-03	IS-30-G4-S2	Shielded	20mm	NPN NC

DC 2-WIRE INDUCTIVE PROXIMITY SWITCHES IP67

Features

- Operating LED
- Nickel Plated Brass Housing
- Supply Voltage: 10-30VDC



M12 Shielded



M18 Non Shielded



M30 Shielded

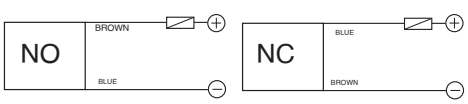

M12 Standard Housing DC 2-Wire - Switching Frequency: 200Hz

Code (2M Cable)	Code Plug (M12 Connector)	Type	Nominal Sensing Distance	Output
IS-12-A9-03	IS-12-A9-S2	Shielded	2mm	NO/NC
IS-12-C9-03	IS-12-C9-S2	Non-Shielded	4mm	NO/NC

M18 Standard Housing DC 2-Wire - Switching Frequency: 200Hz

IS-18-A9-03	IS-18-A9-S2	Shielded	5mm	NO/NC
IS-18-C9-03	IS-18-C9-S2	Non-Shielded	8mm	NO/NC

M30 Standard Housing DC 2-Wire - Switching Frequency: 250Hz

IS-30-A9-03	IS-30-A9-S2	Shielded	10mm	NO/NC
IS-30-C9-03	IS-30-C9-S2	Non-Shielded	15mm	NO/NC

©ACDC Dynamics

DC 4-WIRE INDUCTIVE PROXIMITY SWITCHES IP67

Features

- Operating LED
- Operating Temp.: -25-70°C
- Supply Voltage: 10-30VDC
- Nickel Plated Brass Housing
- **X2** - Longer Sensing Distance



M12 Shielded



M12 Non Shielded



M18 Shielded



M18 Non Shielded



M30 Shielded



M30 Non Shielded

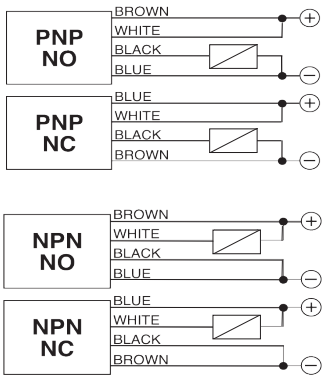

M12 Standard Housing - DC 4-Wire Programmable Output - Switching Freq.: 1000Hz

Code (2m Cable)	Code Plug (M12 Connector)	Type	Nominal Sensing Distance	Output
IS-12-A0-03	IS-12-A0-S2	Shielded	2mm	NPN/PNP - NO/NC
IS-12-C0-03	IS-12-C0-S2	Non-Shielded	4mm	NPN/PNP - NO/NC

M18 Standard Housing - DC 4-Wire Programmable Output - Switching Freq.: 1000Hz

Code (2m Cable)	Code Plug (M12 Connector)	Type	Nominal Sensing Distance	Output
IS-18-A0-03	IS-18-A0-S2	Shielded	5mm	NPN/PNP - NO/NC
IS-18-C0-03	IS-18-C0-S2	Non-Shielded	8mm	NPN/PNP - NO/NC

M30 Standard Housing - DC 4-Wire Programmable Output -Switching Freq.: 300Hz

Code (2m Cable)	Code Plug (M12 Connector)	Type	Nominal Sensing Distance	Output
IS-30-A0-03	IS-30-A0-S2	Shielded	10mm	NPN/PNP - NO/NC
IS-30-C0-03	IS-30-C0-S2	Non-Shielded	15mm	NPN/PNP - NO/NC

X2 M12 Standard Housing - DC 4-Wire Programmable Output - Switching Freq.: 500Hz

Code (2m Cable)	Code Plug (M12 Connector)	Type	Nominal Sensing Distance	Output
IS-12-E0-03	IS-12-E0-S2	Shielded	4mm	NPN/PNP - NO/NC
IS-12-F0-03	IS-12-F0-S2	Non-Shielded	8mm	NPN/PNP - NO/NC

X2 M18 Standard Housing - DC 4-Wire Programmable Output -Switching Freq.: 400Hz

Code (2m Cable)	Code Plug (M12 Connector)	Type	Nominal Sensing Distance	Output
IS-18-E0-03	IS-18-E0-S2	Shielded	8mm	NPN/PNP - NO/NC
IS-18-F0-03	IS-18-F0-S2	Non-Shielded	14mm	NPN/PNP - NO/NC

X2 M30 Standard Housing - DC 4-Wire Programmable Output - Switching Freq.: 200Hz

Code (2m Cable)	Code Plug (M12 Connector)	Type	Nominal Sensing Distance	Output
IS-30-E0-03	IS-30-E0-S2	Shielded	15mm	NPN/PNP - NO/NC
IS-30-F0-03	IS-30-F0-S2	Non-Shielded	20mm	NPN/PNP - NO/NC

AC INDUCTIVE PROXIMITY SWITCHES IP67

Features

- Operating LED
- Switching frequency: 25Hz
- Supply Voltage: 20 - 250VAC
- Nickel Plated Brass Housing

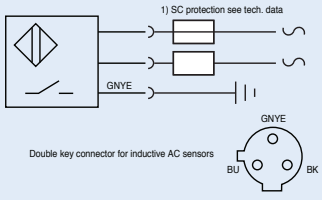

AC Inductive Proximity Switches

Code (2M Cable)	Code Plug (M12 Connector)	Type	Size	Nominal Sensing Distance	Output
IS-12-A15-03	IS-12-A15-S2	Shielded	M12	2mm	NO
IS-18-A15-03	IS-18-A15-S2	Shielded	M18	5mm	NO
IS-30-A15-03	IS-30-A15-S2	Shielded	M30	10mm	NO



M12 Shielded



M18 Shielded



M30 Shielded

©ACDC Dynamics

3-WIRE DC INDUCTIVE PROXIMITY SWITCHES

Features

- Operating Temperature: -20-70°C
- Supply Voltage: 10-30VDC



M12 Shielded



M12 Non-Shielded



M18 Shielded



M18 Non-Shielded



M30 Shielded



M30 Non-Shielded

Wiring Diagram

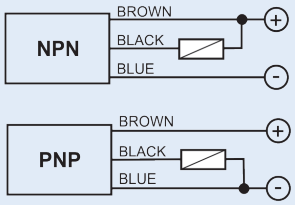

M12 Nickel Plated Brass Housing IP67 - DC 3 Wire - Switching Frequency: 2000Hz

Code (2m Cable)	Code Plug (M12 Connector)	Type	Nominal Sensing Distance	Output
IS4-1202F-NOMTC	IS4-1202F-NOMTP	Shielded	2mm	PNP NO
IS4-1202F-NCMTC	IS4-1202F-NCMTP	Shielded	2mm	PNP NC
IS5-1202F-NOMTC	IS5-1202F-NOMTP	Shielded	2mm	NPN NO
IS5-1202F-NCMTC	IS5-1202F-NCMTP	Shielded	2mm	NPN NC
IS4-1204S-NOMTC	IS4-1204S-NOMTP	Non-Shielded	4mm	PNP NO
IS4-1204S-NCMTC	IS4-1204S-NCMTP	Non-Shielded	4mm	PNP NC
IS5-1204S-NOMTC	IS5-1204S-NOMTP	Non-Shielded	4mm	NPN NO
IS5-1204S-NCMTC	IS5-1204S-NCMTP	Non-Shielded	4mm	NPN NC

M18 Nickel Plated Brass Housing IP67 - DC 3 Wire - Switching Frequency: 1000Hz

IS4-1805F-NOMTC	IS4-1805F-NOMTP	Shielded	5mm	PNP NO
IS4-1805F-NCMTC	IS4-1805F-NCMTP	Shielded	5mm	PNP NC
IS5-1805F-NOMTC	IS5-1805F-NOMTP	Shielded	5mm	NPN NO
IS5-1805F-NCMTC	IS5-1805F-NCMTP	Shielded	5mm	NPN NC
IS4-1808S-NOMTC	IS4-1808S-NOMTP	Non-Shielded	8mm	PNP NO
IS4-1808S-NCMTC	IS4-1808S-NCMTP	Non-Shielded	8mm	PNP NC
IS5-1808S-NOMTC	IS5-1808S-NOMTP	Non-Shielded	8mm	NPN NO
IS5-1808S-NCMTC	IS5-1808S-NCMTP	Non-Shielded	8mm	NPN NC

M30 Aluminium Housing IP68 - DC 3 Wire - Switching Frequency: 500Hz

RI4-3010F-NOMTC	RI4-3010F-NOMTP	Shielded	10mm	PNP NO
RI4-3010F-NCMTC	RI4-3010F-NCMTP	Shielded	10mm	PNP NC
RI5-3010F-NOMTC	RI5-3010F-NOMTP	Shielded	10mm	NPN NO
RI5-3010F-NCMTC	RI5-3010F-NCMTP	Shielded	10mm	NPN NC
RI4-3015S-NOMTC	RI4-3015S-NOMTP	Non-Shielded	15mm	PNP NO
RI4-3015S-NCMTC	RI4-3015S-NCMTP	Non-Shielded	15mm	PNP NC
RI5-3015S-NOMTC	RI5-3015S-NOMTP	Non-Shielded	15mm	NPN NO
RI5-3015S-NCMTC	RI5-3015S-NCMTP	Non-Shielded	15mm	NPN NC

M40 Aluminium Housing IP68 - DC 3 Wire - Switching Frequency: 500Hz

RI4-4020F-NOMTC	-	Shielded	20mm	PNP NO
RI4-4020F-NCMTC	-	Shielded	20mm	PNP NC
RI5-4020F-NOMTC	-	Shielded	20mm	NPN NO
RI5-4020F-NCMTC	-	Shielded	20mm	NPN NC
RI4-4025S-NOMTC	-	Non-Shielded	25mm	PNP NO
RI4-4025S-NCMTC	-	Non-Shielded	25mm	PNP NC
RI5-4025S-NOMTC	-	Non-Shielded	25mm	NPN NO
RI5-4025S-NCMTC	-	Non-Shielded	25mm	NPN NC

NAMUR INDUCTIVE PROXIMITY SWITCHES IP68

Features

- Operating Temperature: -20-70°C
- Supply Voltage 8.2-10VDC
- Sensing Current: <1mA (0.8mA Typical)
- Non-Sensing Current: >2.2mA (4mA Typical)
- Aluminium Housing



M12 Shielded | M18 Non Shielded | M140 Non Shielded

Wiring Diagram

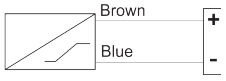

NAMUR sensors require a suitable Slimline Control Module to operate **SC300** or **SC301**

M12 Namur Inductive Sensors

Code (2m Cable)	Code Plug (M12 Connector)	Type	Nominal Sensing Distance	Output
RI0-1202F-NCMTC	-	Shielded	2mm	NC
RI0-1204S-NCMTC	-	Non-Shielded	4mm	NC

M18 Namur Inductive Sensors

RI0-1805F-NCMTC	RI0-1805F-NCMTP	Shielded	5mm	NC
RI0-1808S-NCMTC	RI0-1808S-NCMTP	Non-Shielded	8mm	NC

M30 Namur Inductive Sensors

RI0-3010F-NCMTC	-	Shielded	10mm	NC
RI0-3015S-NCMTC	-	Non-Shielded	15mm	NC

M40 Namur Inductive Sensors

RI0-4020F-NCMTC	-	Shielded	20mm	NC
RI0-4025S-NCMTC	-	Non-Shielded	25mm	NC

©ACDC Dynamics

4-WIRE DC INDUCTIVE PROXIMITY SWITCHES

Features

- Operating Temperature: -20-70°C
- Supply Voltage: 10-60VDC



M12 Shielded



M12 Non-Shielded



M18 Shielded



M18 Non-Shielded



M30 Shielded



M30 Non-Shielded

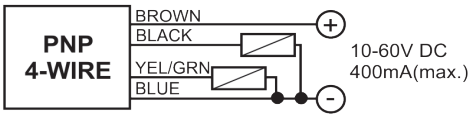

M12 Nickel Plated Brass Housing IP67 - DC 4 Wire - Switching Frequency: 2000Hz

Code (2m Cable)	Code Plug (M12 Connector)	Type	Nominal Sensing Distance	Output
RI4-1202F-NXMTC	RI4-1202F-NXMTP	Shielded	2mm	PNP NO/NC
RI5-1202F-NXMTC	RI5-1202F-NXMTP	Shielded	2mm	NPN NO/NC
RI4-1204S-NXMTC	RI4-1204S-NXMTP	Non-Shielded	4mm	PNP NO/NC
RI5-1204S-NXMTC	RI5-1204S-NXMTP	Non-Shielded	4mm	NPN NO/NC

M18 Nickel Plated Brass Housing IP67 - DC 4 Wire - Switching Frequency: 1000Hz

RI4-1805F-NXMTC	RI4-1805F-NXMTP	Shielded	5mm	PNP NO/NC
RI5-1805F-NXMTC	RI5-1805F-NXMTP	Shielded	5mm	NPN NO/NC
RI4-1808S-NXMTC	RI4-1808S-NXMTP	Non-Shielded	8mm	PNP NO/NC
RI5-1808S-NXMTC	RI5-1808S-NXMTP	Non-Shielded	8mm	NPN NO/NC

M30 Aluminium Housing IP68 - DC 4 Wire - Switching Frequency: 500Hz

RI4-3010F-NXMTC	RI4-3010F-NXMTP	Shielded	10mm	PNP NO/NC
RI5-3010F-NXMTC	RI5-3010F-NXMTP	Shielded	10mm	NPN NO/NC
RI4-3015S-NXMTC	RI4-3015S-NXMTP	Non-Shielded	15mm	PNP NO/NC
RI5-3015S-NXMTC	RI5-3015S-NXMTP	Non-Shielded	15mm	NPN NO/NC

M40 Aluminium Housing IP68 DC 4 Wire - Switching Frequency: 500Hz

RI4-4020F-NXMTC	-	Shielded	20mm	PNP NO/NC
RI5-4020F-NXMTC	-	Shielded	20mm	NPN NO/NC
RI4-4025S-NXMTC	-	Non-Shielded	25mm	PNP NO/NC
RI5-4025S-NXMTC	-	Non-Shielded	25mm	NPN NO/NC

ANALOGUE DC INDUCTIVE PROXIMITY SWITCHES IP67

Features

- Operating Temperature: 0-70°C
- Output: 4-20mA/0-10V Analogue Output
- Supply Voltage: 18-30VDC



M12 Shielded



M12 Non Shielded



M18 Shielded



M18 Non Shielded



M30 Shielded



M30 Non Shielded

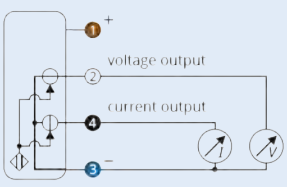

M12 Analogue Inductive Proximity Switches

	Code (2M Cable)	Code Plug (M12 Connector)	Type	Nominal Sensing Distance	Output
NEW	IA12-S6VI420-G2P	-	Shielded	0-6mm	0-10V/4-20mA
NEW	IA12-N10VI420-G2P	-	Non-Shielded	0-10mm	0-10V/4-20mA

M18 Analogue Inductive Proximity Switches

	IA18-S10V010-2NP	-	Shielded	0-10mm	0-10V
NEW	IA18-S10VI420-G2P	-	Shielded	0-10mm	0-10V/4-20mA
NEW	IA18-N20VI420-G2P	-	Non-Shielded	0-20mm	0-10V/4-20mA
	IA18-N20I420-2NP	-	Non-Shielded	0-20mm	4-20mA

M30 Analogue Inductive Proximity Switches

	IA30-S20I420-2NP	-	Shielded	0-20mm	4-20mA
NEW	IA30-S20VI420-G2P	-	Shielded	0-20mm	0-10V/4-20mA
	IA30-N40I420-2NP	-	Non-Shielded	0-40mm	4-20mA
NEW	IA30-N40VI420-G2P	-	Non-Shielded	0-40mm	0-10V/4-20mA

©ACDC Dynamics

2-WIRE AC INDUCTIVE PROXIMITY SWITCHES IP68

Features

- Operating Temperature: -20-70°C
- Supply Voltage: 20-250VAC
- Aluminium Housing



M12 Shielded | M18 Non Shielded



M30 Shielded | M40 Non Shielded

Plug Type

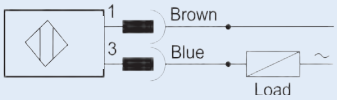

Cable Type

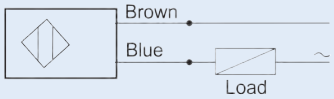

Note: These sensors are not protected against sustained current fault conditions. The fitting of an external inline 0, 4A fuse is therefore advised.

M12 AC Inductive Sensors - Switching Frequency: 10Hz

Code (2m Cable)	Code Plug (M12 Connector)	Type	Nominal Sensing Distance	Output
RI1-1202F-NOMTC	RI1-1202F-NOMTP	Shielded	2mm	NO
RI1-1202F-NCMTC	RI1-1202F-NCMTP	Shielded	2mm	NC
RI1-1204S-NOMTC	RI1-1204S-NOMTP	Non-Shielded	4mm	NO
RI1-1204S-NCMTC	RI1-1204S-NCMTP	Non-Shielded	4mm	NC
M18 AC Inductive Sensors - Switching Frequency: 10Hz				
RI1-1805F-NOMTC	RI1-1805F-NOMTP	Shielded	5mm	NO
RI1-1805F-NCMTC	RI1-1805F-NCMTP	Shielded	5mm	NC
RI1-1808S-NOMTC	RI1-1808S-NOMTP	Non-Shielded	8mm	NO
RI1-1808S-NCMTC	RI1-1808S-NCMTP	Non-Shielded	8mm	NC
M30 AC Inductive Sensors - Switching Frequency: 10Hz				
RI1-3010F-NOMTC	RI1-3010F-NOMTP	Shielded	10mm	NO
RI1-3010F-NCMTC	RI1-3010F-NCMTP	Shielded	10mm	NC
RI1-3015S-NOMTC	RI1-3015S-NOMTP	Non-Shielded	15mm	NO
RI1-3015S-NCMTC	RI1-3015S-NCMTP	Non-Shielded	15mm	NC
M40 AC Inductive Sensors - Switching Frequency: 10Hz				
RI1-4020F-NOMTC	-	Shielded	20mm	NO
RI1-4020F-NCMTC	-	Shielded	20mm	NC
RI1-4025S-NOMTC	-	Non-Shielded	25mm	NO
RI1-4025S-NCMTC	-	Non-Shielded	25mm	NC

UNIVERSAL AC/DC INDUCTIVE PROXIMITY SWITCHES IP67

Features

UNIVERSAL 24-250 VAC/VDC

- Operating Temperature:-25-75°C
- Operating LED
- Supply Voltage: 24 - 250VAC/VDC
- Nickel Plated Brass Housing
- Switching Frequency: 25Hz AC / 35Hz DC



M12 Shielded | M12 Non Shielded | M18 Shielded



M18 Non Shielded | M30 Non Shielded | M30 Non Shielded

VAC

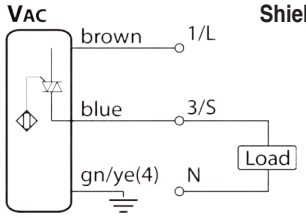

M12 Universal Inductive Proximity Switches

Code (2m Cable)	Code Plug (M12 Connector)	Type	Nominal Sensing Distance	Output
IPS12-S2UO60-A2P	IPS12-S2UO68-A12	Shielded	2mm	NO
IPS12-S2UC60-A2P	IPS12-S2UC68-A12	Shielded	2mm	NC
IPS12-S4UO60-A2P	IPS12-S4UO68-A12	Shielded	4mm	NO
IPS12-S4UC60-A2P	IPS12-S4UC68-A12	Shielded	4mm	NC
IPS12-N4UO60-A2P	IPS12-N4UO68-A12	Non-Shielded	4mm	NO
IPS12-N4UC60-A2P	IPS12-N4UC68-A12	Non-Shielded	4mm	NC
IPS12-N8UO60-A2P	IPS12-N8UO68-A12	Non-Shielded	8mm	NO
IPS12-N8UC60-A2P	IPS12-N8UC68-A12	Non-Shielded	8mm	NC
M18 Universal Inductive Proximity Switches				
IPS18-S5UO55-A2P	IPS18-S5UO79-A12	Shielded	5mm	NO
IPS18-S5UC55-A2P	IPS18-S5UC79-A12	Shielded	5mm	NC
IPS18-S8UO55-A2P	IPS18-S8UO79-A12	Shielded	8mm	NO
IPS18-S8UC55-A2P	IPS18-S8UC79-A12	Shielded	8mm	NC
IPS18-N8UO55-A2P	IPS18-N8UO79-A12	Non-Shielded	8mm	NO
IPS18-N8UC55-A2P	IPS18-N8UC79-A12	Non-Shielded	8mm	NC
IPS18-N16UO55-A2P	IPS18-N16UO79-A12	Non-Shielded	16mm	NO
IPS18-N16UC55-A2P	IPS18-N16UC79-A12	Non-Shielded	16mm	NC
M30 Universal Inductive Proximity Switches				
IPS30-S10UO55-A2P	IPS30-S10UO79-A12	Shielded	10mm	NO
IPS30-S10UC55-A2P	IPS30-S10UC79-A12	Shielded	10mm	NC
IPS30-S16UO55-A2P	IPS30-S16UO79-A12	Shielded	16mm	NO
IPS30-S16UC55-A2P	IPS30-S16UC79-A12	Shielded	16mm	NC
IPS30-N15UO55-A2P	IPS30-N15UO79-A12	Non-Shielded	15mm	NO
IPS30-N15UC55-A2P	IPS30-N15UC79-A12	Non-Shielded	15mm	NC
IPS30-N25UO55-A2P	PS30-N25UO79-A12	Non-Shielded	25mm	NO
IPS30-N25UC55-A2P	IPS30-N25UC79-A12	Non-Shielded	25mm	NC

©ACDC Dynamics

DC INDUCTIVE MICRO PROXIMITY SWITCHES IP67

Features

- Nominal Voltage: 10-30VDC - 3 Wire
- Nominal Voltage: 10-60VDC - 2 Wire
- Max. Load Current: 100mA
- Operation LED
- Temperature : -25° to 70°C
- Polycarbonate Housing
- Cable Length: 2m



LQP2-882.5
Top Sensing



LQP2-882.5
Front Sensing



LQP2-1003
Top Sensing



LQP2-1203
Top Sensing

LQP2-156.4



Front Sensing



Top Sensing

DC 2-Wire

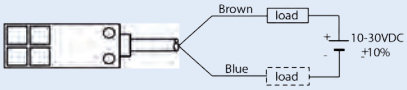

NPN Output

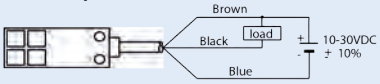

PNP Output

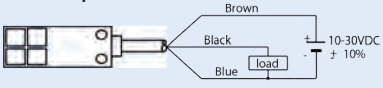

MPS-8 DC Inductive Micro Proximity Switches: 2 Wire (Non-shielded)

Code	Function	Size (mm)	Nominal Sensing Distance	Output
LQP2-882.5C-A2U2F	Front Sensing	8 x 8 x 23	2.5mm	NO
LQP2-882.5C-B2U2F				NC
LQP2-882.5C-A2U2T	Top Sensing	8 x 8 x 20	2.5mm	NO
LQP2-882.5C-B2U2T				NC

MPS-8 DC Inductive Micro Proximity Switches: 3 Wire (Non-shielded)

LQP2-882.5P-A3U2F	Front Sensing	8 x 8 x 23	2.5mm	PNP NO
LQP2-882.5P-B3U2F				PNP NC
LQP2-882.5N-A3U2F				NPN NO
LQP2-882.5N-B3U2F				NPN NC
LQP2-882.5P-A3U2T	Top Sensing	8 x 8 x 20	2.5mm	PNP NO
LQP2-882.5P-B3U2T				PNP NC
LQP2-882.5N-A3U2T				NPN NO
LQP2-882.5N-B3U2T				NPN NC

MPS-10 DC Inductive Micro Proximity Switches: 2 Wire (Non-shielded)

Code	Function	Size (mm)	Nominal Sensing Distance	Output
LQP2-1003C-A2U2T	Top Sensing	10 x 6 x 27	3mm	NO
LQP2-1003C-B2U2T				NC

MPS-10 DC Inductive Micro Proximity Switches: 3 Wire (Non-shielded)

LQP2-1003P-A3U2T	Top Sensing	10 x 6 x 27	3mm	PNP NO
LQP2-1003P-B3U2T				PNP NC
LQP2-1003N-A3U2T				NPN NO
LQP2-1003N-B3U2T				NPN NC

MPS-12 DC Inductive Micro Proximity Switches IP67: 2 Wire (Non-shielded)

Code	Function	Size (mm)	Nominal Sensing Distance	Output
LQP2-1203C-A2U2T	Top Sensing	12 x 7 x 27	3mm	NO
LQP2-1203C-B2U2T				NC

MPS-12 DC Inductive Micro Proximity Switches IP67: 3 Wire (Non-shielded)

LQP2-1203P-A3U2T	Top Sensing	12 x 7 x 27	3mm	PNP NO
LQP2-1203P-B3U2T				PNP NC
LQP2-1203N-A3U2T				NPN NO
LQP2-1203N-B3U2T				NPN NC

MPS-15 DC Inductive Micro Proximity Switches IP67: 2 Wire (Non-shielded)

Code	Function	Size (mm)	Nominal Sensing Distance	Output
LQP2-156.4C-A2U2T	Top Sensing	15 x 8 x 32	6.4mm	NO
LQP2-156.4C-B2U2T				NC
LQP2-156.4C-A2U2F	Front Sensing	15 x 15 x 30	6.4mm	NO
LQP2-156.4C-B2U2F				NC

MPS-15 DC Inductive Micro Proximity Switches IP67: 3 Wire (Non-shielded)

LQP2-156.4P-A3U2T	Top Sensing	15 x 8 x 32	6.4mm	PNP NO
LQP2-156.4P-B3U2T				PNP NC
LQP2-156.4N-A3U2T				NPN NO
LQP2-156.4N-B3U2T				NPN NC
LQP2-156.4P-A3U2F	Front Sensing	15 x 15 x 30	6.4mm	PNP NO
LQP2-156.4P-B3U2F				PNP NC
LQP2-156.4N-A3U2F				NPN NO
LQP2-156.4N-B3U2F				NPN NC

©ACDC Dynamics

DC INDUCTIVE SPEED SENSORS IP67

Features

- Nominal Voltage: 10-30VDC
- Max. Load Current: 200mA
- Operation LED
- Temperature : -25-70°C
- Power Up Delay: 0.5-10sec

SCA



M30 Shielded



M30 Non Shielded



40 x 40 - 5 Way
Rotatable Head

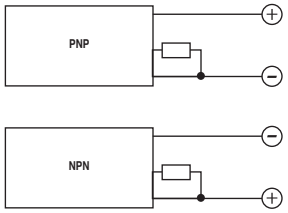

M30 - DC 3-Wire Inductive Speed Sensors - Nickel Plated Brass Housing

Code 60-150rpm	Code 120-3000rpm	Type	Nominal Sensing Distance	Output
FCM1-3010P-A3U2/S	FCM1-3010PA3U2/F	Shielded	10mm	PNP
FCM1-3010P-B3U2/S	FCM1-3010P-B3U2/F	Shielded	10mm	PNP
FCM1-3010N-A3U2/S	FCM1-3010N-A3U2/F	Shielded	10mm	NPN
FCM1-3010N-B3U2/S	FCM1-3010N-B3U2/F	Shielded	10mm	NPN
FCM2-3015P-A3U2/S	FCM2-3015P-A3U2/F	Non-Shielded	15mm	PNP
FCM2-3015P-B3U2/S	FCM2-3015P-B3U2/F	Non-Shielded	15mm	PNP
FCM2-3015N-A3U2/S	FCM2-3015N-A3U2/F	Non-Shielded	15mm	NPN
FCM2-3015N-B3U2/S	FCM2-3015N-B3U2/F	Non-Shielded	15mm	NPN

Square DC 3-Wire Inductive Speed Sensors - PBT Housing

FQP1-Q4020P-A3U/S	FQP1-Q4020P-A3U/F	Shielded	20mm	PNP
FQP1-Q4020P-B3U/S	FQP1-Q4020P-B3U/F	Shielded	20mm	PNP
FQP1-Q4020N-A3U/S	FQP1-Q4020N-A3U/F	Shielded	20mm	NPN
FQP1-Q4020N-B3U/S	FQP1-Q4020N-B3U/F	Shielded	20mm	NPN
FQP2-Q4030P-A3U/S	FQP2-Q4030P-A3U/F	Non-Shielded	30mm	PNP
FQP2-Q4030P-B3U/S	FQP2-Q4030P-B3U/F	Non-Shielded	30mm	PNP
FQP2-Q4030N-A3U/S	FQP2-Q4030N-A3U/F	Non-Shielded	30mm	NPN
FQP2-Q4030N-B3U/S	FQP2-Q4030N-B3U/F	Non-Shielded	30mm	NPN

Intelligent Canline Sensor IP67

RHOMBERG



Code	Description
RI4-9020F-NOPBC	PNP, N.O., c/w Fly Lead
RI4-9020F-NOPBP	PNP, N.O., c/w M.Plug
RI5-9020F-NOPBC	NPN, N.O., c/w Fly Lead
RI5-9020F-NOPBP	NPN, N.O., c/w M.Plug

The Intelligent Can Line Sensor has been specifically designed and developed for detecting the presence and movement of cans and automated can making and can filling lines. When interfaced with Programmable Logic Controller (PLC) the sensor's integrated intelligence released the PLC from time-consuming computing activities.

The Can Line Sensor is versatile enough to be used in a variety of applications.
Some of these are:

- Gap-detection (missing cans)
- Pile-up detection
- Proximity and motion detection
- Built-back control
- Detection of missing tops or crowns on bottling lines

CAN MATERIAL	Sn
Mild Steel	20
Stainless Steel	15
Aluminium	8

NAMUR CAPACITIVE PROXIMITY SWITCHES

Features

- Operating Temperature: -20°C to 70°C
- Supply Voltage 8.2-10VDC
- Sensing Current: <1mA (0.8mA Typical)
- Non-Sensing Current: >2.2mA (4mA Typical)

RHOMBERG



M30 Shielded

M30 Non Shielded

1.5" BSP

M30 Namur Capacitive Sensors IP68 Aluminium Housing

Code (2m Cable)	Code Plug (M12 Connector)	Type	Nominal Sensing Distance	Output
RC0-3010F-NCMTC	RC0-3010F-NCMTP	Shielded	10mm	NC
RC0-3020S-NCMTC	RC0-3020S-NCMTP	Non-Shielded	20mm	NC

1.5" BSP Namur Capacitive Sensors IP67 PVC Housing

Code (2m Cable)	Code Plug (Terminal)	Type	Nominal Sensing Distance	Output
-	RC0-4020S-NCPBT	Non-Shielded	20mm	NC

NAMUR control module



NAMUR sensors require a suitable Slimline Control module to operate **SC300** or **SC301**

©ACDC Dynamics

3-WIRE DC CAPACITIVE PROXIMITY SWITCHES IP67

Features

- Operating Temperature: -25-70°C
- Switching Frequency: 100Hz
- M12-M18 Supply Voltage: 10-30VDC
- 1.5" BSP Supply Voltage: 10-60VDC
- Sensitivity Adjustment: Multiturn Potentiometer



M12 Shielded



M12 Non Shielded



M18 Shielded



M18 Non Shielded



M30 Shielded



M30 Non Shielded



1.5" BSP

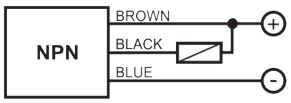

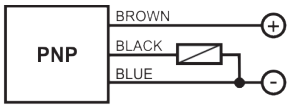

M12 DC 3-Wire Capacitive Sensors Nickel Plated Brass Housing

Code (2m Cable)	Code Plug (M12 Connector)	Type	Nominal Sensing Distance	Output
CS4-1204F-NOMTC	CS4-1204F-NOMTP	Shielded	4mm	PNP NO,Plug
CS4-1204F-NCMTC	CS4-1204F-NCMTP	Shielded	4mm	PNP NC,Plug
CS5-1204F-NOMTC	CS5-1204F-NOMTP	Shielded	4mm	NPN NO,Plug
CS5-1204F-NCMTC	CS5-1204F-NCMTP	Shielded	4mm	NPN NC,Plug
CS4-1208S-NOMTC	CS4-1208S-NOMTP	Non-Shielded	8mm	PNP NO,Plug
CS4-1208S-NCMTC	CS4-1208S-NCMTP	Non-Shielded	8mm	PNP NC,Plug
CS5-1208S-NOMTC	CS5-1208S-NOMTP	Non-Shielded	8mm	NPN NO,Plug
CS5-1208S-NCMTC	CS5-1208S-NCMTP	Non-Shielded	8mm	NPN NC,Plug

M18 DC 3-Wire Capacitive Sensors Nickel Plated Brass Housing

CS4-1808F-NOMTC	CS4-1808F-NOMTP	Shielded	8mm	PNP NO
CS4-1808F-NCMTC	CS4-1808F-NCMTP	Shielded	8mm	PNP NC
CS5-1808F-NOMTC	CS5-1808F-NOMTP	Shielded	8mm	NPN NO
CS5-1808F-NCMTC	CS5-1808F-NCMTP	Shielded	8mm	NPN NC
CS4-1815S-NOMTC	CS4-1815S-NOMTP	Non-Shielded	15mm	PNP NO
CS4-1815S-NCMTC	CS4-1815S-NCMTP	Non-Shielded	15mm	PNP NC
CS5-1815S-NOMTC	CS5-1815S-NOMTP	Non-Shielded	15mm	NPN NO
CS5-1815S-NCMTC	CS5-1815S-NCMTP	Non-Shielded	15mm	NPN NC

M30 DC 3-Wire Capacitive Sensors Nickel Plated Brass Housing

CS4-3020F-NOMTC	CS4-3020F-NOMTP	Shielded	20mm	PNP NO
CS4-3020F-NCMTC	CS4-3020F-NCMTP	Shielded	20mm	PNP NC
CS5-3020F-NOMTC	CS5-3020F-NOMTP	Shielded	20mm	NPN NO
CS5-3020F-NCMTC	CS5-3020F-NCMTP	Shielded	20mm	NPN NC
CS4-3030S-NOMTC	CS4-3030S-NOMTP	Non-Shielded	30mm	PNP NO
CS4-3030S-NCMTC	CS4-3030S-NCMTP	Non-Shielded	30mm	PNP NC
CS5-3030S-NOMTC	CS5-3030S-NOMTP	Non-Shielded	30mm	NPN NO
CS5-3030S-NCMTC	CS5-3030S-NCMTP	Non-Shielded	30mm	NPN NC

1.5" BSP DC 3-Wire Capacitive Sensors PVC Housing

Code (2m Cable)	Code (Terminal)	Type	Nominal Sensing Distance	Output
-	RC4-4020S-NOPBT	Non-Shielded	20mm	PNP NO
-	RC4-4020S-NCPBT	Non-Shielded	20mm	PNP NC
-	RC5-4020S-NOPBT	Non-Shielded	20mm	NPN NO
-	RC5-4020S-NCPBT	Non-Shielded	20mm	NPN NC

AC CAPACITIVE PROXIMITY SWITCHES IP67

Features

- Operating Temperature: -25-70°C
- Switching Frequency: 100Hz
- Supply Voltage: 20-250VAC



M18 Shielded



M18 Non Shielded



M30 Shielded



M30 Non Shielded



1.5" BSP

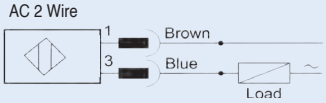

M18 AC Capacitive Sensors - 2 Wire Nickel Plated Brass Housing

Code (2m Cable)	Code Plug (M12 Connector)	Type	Nominal Sensing Distance	Output
CS1-1808F-NOMTC	-	Shielded	8mm	NO
CS1-1808F-NCMTC	-	Shielded	8mm	NC
CS1-1815S-NOMTC	-	Non-Shielded	15mm	NO
CS1-1815S-NCMTC	-	Non-Shielded	15mm	NC

M30 AC Capacitive Sensors - 2 Wire Nickel Plated Brass Housing

CS1-3020F-NOMTC	-	Shielded	20mm	NO
CS1-3020F-NCMTC	-	Shielded	20mm	NC
CS1-3030S-NOMTC	-	Non-Shielded	30mm	NO
CS1-3030S-NCMTC	-	Non-Shielded	30mm	NC

1.5" BSP AC Capacitive Sensors - 2 Wire PVC Housing

Code (2m Cable)	Code Plug (M12 Connector)	Type	Nominal Sensing Distance	Output
-	RC1-4020S-NCPBT	Non-Shielded	20mm	NC
-	RC1-4020S-NOPBT	Non-Shielded	20mm	NO

©ACDC Dynamics

SQUARE CAPACITIVE PROXIMITY SENSORS IP67

Features

- Supply Voltage: 10-30VDC
- Operating Temperature: -25-70°C
- Switching Frequency: 100Hz
- Operation LED
- Sensitivity Adjustable



Square 40x40mm DC 4-Wire

Code (Terminal)	Code Plug (M12 Connector)	Type	Nominal Sensing Distance	Output
CQP2-4030P-54U	-	Non-Shielded	30mm	PNP NO+NC

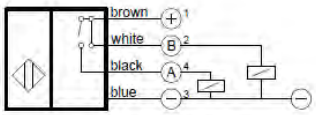

DC 4-WIRE CAPACITIVE PROXIMITY SENSORS IP67

Features

- Operating Temperature: -25-70°C
- Switching Frequency: 10Hz
- Supply Voltage: 12-30VDC
- Adjustable Sensitivity



M18 Shielded — M30 Non Shielded

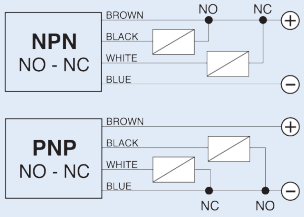

M18 DC Capacitive Proximity Sensors

Code (2m Cable)	Code (M12 Connector)	Type	Nominal Sensing Distance	Output
CS-07 (STANDARD SUPPLY ATEX APPROVED)	-	Shielded	1-5mm	NPN NO-NC
CS-08	-	Shielded	1-5mm	PNP NO-NC
CS-13	-	Non-Shielded	1-10mm	NPN NO-NC
CS-14	-	Non-Shielded	1-10mm	PNP NO-NC

M30 DC Capacitive Proximity Sensors

Code (2m Cable)	Code (M12 Connector)	Type	Nominal Sensing Distance	Output
CS-09 (STANDARD SUPPLY ATEX APPROVED)	-	Shielded	1-20mm	NPN NO-NC
CS-10	-	Shielded	1-20mm	PNP NO-NC
CS-15	-	Non-Shielded	1-25mm	NPN NO-NC
CS-16	-	Non-Shielded	1-25mm	PNP NO-NC

AC/DC CAPACITIVE PROXIMITY SENSORS IP67

Features

- Operating Temperature: -25-70°C
- Switching Frequency: 10Hz
- Supply Voltage: 18-230VAC



M30 Shielded — M30 Non Shielded

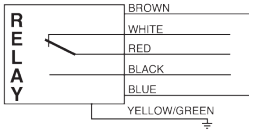

M30 AC/DC Capacitive Proximity Sensors - Relay Output

Code (2m Cable)	Delay On	Type	Nominal Sensing Distance	Output
CS-31	NO	Shielded	1-20mm	1 C/O
CS-31TE	1sec-5min (Adj)	Shielded	1-20mm	1 C/O
CS-32	NO	Non-Shielded	2-30mm	1 C/O
CS-32TE	1sec-5min (Adj)	Non-Shielded	2-30mm	1 C/O

AC CAPACITIVE PROXIMITY SENSORS IP67

Features

- Operating Temperature: -25-70°C
- Switching Frequency: 25Hz
- Supply Voltage: 20-250VAC



M18 Non Shielded — M30 Shielded

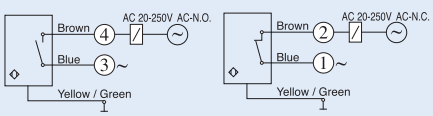

M18 AC 3-Wire Capacitive Proximity Sensors

Code (2m Cable)	Code (M12 Connector)	Type	Nominal Sensing Distance	Output
CCM1-1808A-A3L2	-	Shielded	2-8mm	NO
CCM1-1808A-B3L2	-	Shielded	2-8mm	NC
CCM2-1815A-A3L2	-	Non-Shielded	2-15mm	NO
CCM2-1815A-B3L2	-	Non-Shielded	2-15mm	NC

M30 AC 3-Wire Capacitive Proximity Sensors

CCM1-3020A-A3L2	-	Shielded	2-15mm	NO
CCM1-3020A-B3L2	-	Shielded	2-15mm	NC
CCM2-3030A-A3L2	-	Non-Shielded	2-30mm	NO

©ACDC Dynamics

MICRO PHOTOELECTRIC SENSORS IP50

Features

- Supply Voltage: 5-24VDC
- Output Current: 100mA max
- Switching Frequency: 2000Hz
- Operation LED
- Temperature: -25-70°C
- Housing Material: PBT
- Operation Mode: Light On / Dark On
- Groove-Depth 9 mm

Wiring Diagrams

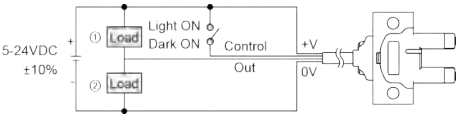

Cable Type

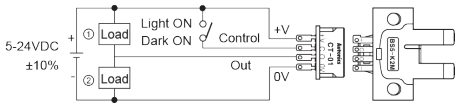

Connector Type



CT-01



CT-02

BS5 Micro Photoelectric Sensors

Code (Cable)	Code (Connector)	Package Type	Sensing Distance	Output
BS5-K1M-P	BS5-K2M-P	K-Type	5mm	PNP
BS5-K1M	BS5-K2M	K-Type	5mm	NPN
BS5-T1M-P	BS5-T2M-P	T-Type	5mm	PNP
BS5-T1M	BS5-T2M	T-Type	5mm	NPN
BS5-L1M-P	BS5-L2M-P	L-Type	5mm	PNP
BS5-L1M	BS5-L2M	L-Type	5mm	NPN
BS5-Y1M-P	BS5-Y2M-P	Y-Type	5mm	PNP
BS5-Y1M	BS5-Y2M	Y-Type	5mm	NPN
BS5-V1M-P	BS5-V2M-P	V-Type	5mm	PNP
BS5-V1M	BS5-V2M	V-Type	5mm	NPN


K-Type


T-Type


L-Type


Y-Type


V-Type

Accessories

Code	Description
CT-01	Solder connector for **BS5** series
CT-02	Connector for **BS5** Micro Photo Sensor with 1 meter cable

Socket: **CT-01** or **CT-02**: Connect the unit using socket. If it is soldered on terminal pin directly without socket, it may cause product damage

FRONT / SIDE MOUNT PHOTOELECTRIC SENSORS IP67

Features

- Supply Voltage: 12-24VDC
- Load Current: ≤100mA
- Operation LED
- Housing Material: Polycarbonate
- Operation Mode: Light On / Dark On - Selectable by Switch

BH-Series M18 Front / Side Mount Photoelectric Sensors

Code (2m Cable)	Function	Size (mm) H x W x D	Sensing Distance	Output
BH300-DDT	Diffuse: Red LED 660nm	35 x 14 x 28	300mm	NPN & PNP
BH1M-DDT	Diffuse: Infrared LED 850nm	35 x 14 x 28	1m	NPN & PNP
BH4M-PDT	Polarized Retro-Reflective: Red LED 660nm	35 x 14 x 28	4m	NPN & PNP
BH20M-TDT	Through Beam: Red LED 660nm	35 x 14 x 28	20m	NPN & PNP



Wiring Diagrams

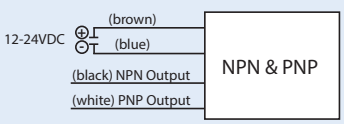

Polarized Retro-reflective

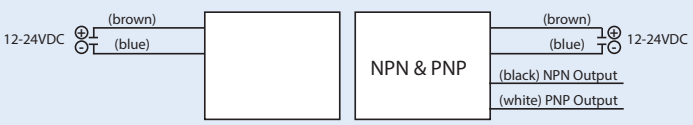

Through Beam

©ACDC Dynamics

ULTRA SLIM PHOTOELECTRIC SENSORS IP67

Features
- Supply Voltage: 12-24VDC
- Load Current: ≤ 50 mA
- Operation LED
- Housing Material: PBT/PMMA
- Cable Length: 2m



BTF-Series Ultra Slim Photoelectric Sensors - 13(W) x 24(H) x 4.6(D)mm

Code (Light On)	Code (Dark On)	Function	Sensing Distance	Output
BTF30-DDTL-P	BTF30-DDTD-P	Diffuse: Red LED 650nm	30mm	PNP
BTF30-DDTL	BTF30-DDTD			NPN
BTF15-BDTL-P	BTF15-BDTD-P	Background Suppression: Red LED 650nm	15mm	PNP
BTF15-BDTL	BTF15-BDTD			NPN
BTF1M-TDTL-P	BTF1M-TDTD-P	Through Beam: Red LED 650nm	1m	PNP
BTF1M-TDTL	BTF1M-TDTD			NPN

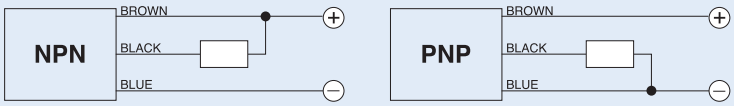

Accessories

Code	Description
SUS304	Fixing Bracket - Stainless Steel
SWCH10A	M2 Fixing Bolt

ULTRA COMPACT PHOTOELECTRIC SENSORS IP67

Features
- Supply Voltage: 12-24VDC
- Load Current: ≤ 50 mA
- Operation LED
- Temperature: -20-50°C
- Housing Material: PBT/PMMA
- Cable Length: 2m



BTS-Series Ultra Compact Photoelectric Sensors - 24.6(W) x 7.2(H) x 10.8(D)mm

Code (Light On)	Code (Dark On)	Function	Sensing Distance	Output
BTS15-LDTL-P	BTS15-LDTD-P	Fixed Focus: Red LED 650nm	15mm	PNP
BTS15-LDTL	BTS15-LDTD			NPN
BTS30-LDTL-P	BTS30-LDTD-P		30mm	PNP
BTS30-LDTL	BTS30-LDTD			NPN
BTS200-MDTL-P	BTS200-MDTD-P	Retro-Reflective: Red LED 650nm	200mm	PNP
BTS200-MDTL	BTS200-MDTD			NPN
BTS1M-TDTL-P	BTS1M-TDTD-P	Through Beam: Red LED 650nm	1m	PNP
BTS1M-TDTL	BTS1M-TDTD			NPN

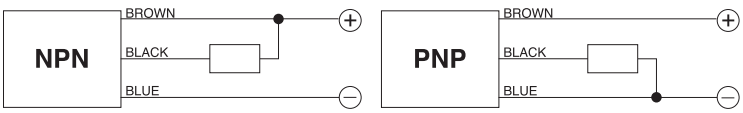

AUTO DOOR SENSOR



Auto Door Sensor

Code	ADS-A
Supply Voltage	24-240VAC
Relay Output	0.1A @ 50VDC
Mounting Height	2-2.7m (max. detecting distance: 3m)
Output Delay Time	2/7/15 sec selectable by dip switch
Detection	Four angles for front detection area, 7.5°, 14.5°, 21.5°, 28.5° Right/Left detection area elimination function

©ACDC Dynamics

MINI BEAM PHOTOELECTRIC SENSORS IP67

Features

- Supply Voltage: 10-30VDC
- Output Current: ≤150mA
- Operation LED
- Temperature : -20-70°C
- Housing Material: PA66
- Operation Mode: Light-ON / Dark-ON selectable with Switch



Wiring Diagrams

NPN/PNP

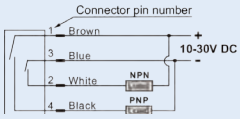

Emitter of Thru-beam Mode

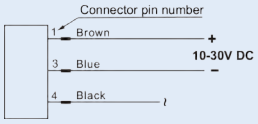

MP-Series M18 Photoelectric Sensors

Code (2m Cable)	Code (M8 Pigtail)	Function	Sensing Distance	Output
MP-D0380D-CX9C4U2	MP-D0380D-CX9P4UP	Diffuse Proximity: Infrared LED 880nm	380mm	NPN & PNP
MP-C0016D-CX9C4U2	MP-C0016D-CX9P4UP	Fixed Focus: Infrared LED 880nm	16mm	NPN & PNP
MP-L5000D-CX6C4U2	MP-L5000D-CX6P4UP	Retro-Reflective: Red LED 650nm	0.1 - 5m	NPN & PNP
MP-L2000D-CX6C4U2-PF	MP-L2000D-CX6P4UP-PF	Polarized Retro-Reflective: Red LED 650nm	2m	NPN & PNP
MP-T3000D-CX9C4U2	MP-T3000D-CX9P4UP	Through Beam Receiver: Infrared LED 880nm	0-3m	NPN & PNP
MP-T030MD-CX9C4U2	MP-T030MD-CX9P4UP		0-30m	NPN & PNP
MP-T3000D-EX9C3L2	MP-T3000D-EX9P4LP	Through Beam: Emitter: Infrared LED 880nm	0-3m	-
MP-T030MD-EX9C3L2	MP-T030MD-EX9P4LP		0-30m	-

M12 DC PHOTOELECTRIC SENSORS PLASTIC & METAL IP67

Features

- Supply Voltage: 10-30VDC
- Output Current: ≤150mA
- Operation LED
- Temperature: -25-55°C
- Nickel Plated Brass Housing (Metal)
- PBT Housing (Plastic)
- Operation Mode: Light-ON / Dark-ON selectable



Plastic Housing



Metal Type

Scan M12 DC Tubular Photoelectric Sensors

Code Plastic Housing	Code Metal Housing	Function	Sensing Distance	Output	Connection
M12P-D0200N-CX9C4U2	M12B-D0200N-CX9C4U2	Diffuse Proximity: Infrared LED 880nm	200mm	NPN	2m Cable
M12P-D0200P-CX9C4U2	M12B-D0200P-CX9C4U2		200mm	PNP	2m Cable
M12P-D0200N-CX9Q4UE	M12B-D0200N-CX9Q4UE		200mm	NPN	M12 Connector
M12P-D0200P-CX9Q4UE	M12B-D0200P-CX9Q4UE		200mm	PNP	M12 Connector
M12P-L2000N-CX9C4U2	M12B-L2000N-CX9C4U2	Retro-Reflective-Non-Polarized: Infrared LED 880nm	2m	NPN	2m Cable
M12P-L2000P-CX9C4U2	M12B-L2000P-CX9C4U2		2m	PNP	2m Cable
M12P-L2000N-CX9Q4UE	M12B-L2000N-CX9Q4UE		2m	NPN	M12 Connector
M12P-L2000P-CX9Q4UE	M12B-L2000P-CX9Q4UE		2m	PNP	M12 Connector
M12P-L1000N-CX6C4U2-PF	M12B-L1000N-CX6C4U2-PF	Polarized Retro-Reflective: Red LED 660nm	1m	NPN	2m Cable
M12P-L1000P-CX6C4U2-PF	M12B-L1000P-CX6C4U2-PF		1m	PNP	2m Cable
M12P-L1000N-CX6Q4UE-PF	M12P-L1000N-CX6Q4UE-PF		1m	NPN	M12 Connector
M12P-L1000P-CX6Q4UE-PF	M12P-L1000P-CX6Q4UE-PF		1m	PNP	M12 Connector
M12P-T5200N-CX9C4U2	M12B-T5200N-CX9C4U2	Through Beam Receiver: Infrared LED 880nm	5.2m	NPN	2m Cable
M12P-T5200P-CX9C4U2	M12B-T5200P-CX9C4U2		5.2m	PNP	2m Cable
M12P-T5200N-CX9Q4UE	M12B-T5200N-CX9Q4UE		5.2m	NPN	M12 Connector
M12P-T5200P-CX9Q4UE	M12B-T5200P-CX9Q4UE		5.2m	PNP	M12 Connector
M12P-T5200D-EX9C3L2	M12B-T5200D-EX9C3L2	Through Beam Emitter: Infrared LED 880nm	5.2m	-	2m Cable
M12P-T5200D-EX9Q4LE	M12B-T5200D-EX9Q4LE		5.2m	-	M12 Connector

Wiring Diagrams

NPN Output Type

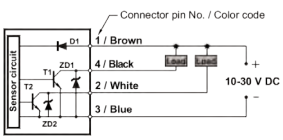

Symbol D1: Reverse polarity protection diode
ZD1, Zd2: Surge absorption zener diode
T1, T2: NPN output transistor

PNP Output Type

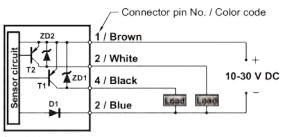

Symbol D1:Reverse polarity protection diode
ZD1:Surge absorption zener diode
T1:PNP output transistor

Emitter of Thru-beam Mode

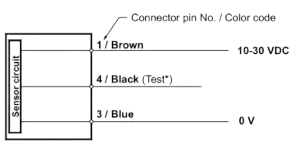

*: Test (black wire) = 0V, Emitter Off.

©ACDC Dynamics

NEW

S5N-SERIES M18 PHOTOELECTRIC SENSORS IP67

Features

- Supply Voltage: 10-30VDC
- Output Current: ≤100mA
- Operation LED
- Temperature : -25-55°C
- Housing Material:
  Plastic: PBT
  Metal: Nickel Plated Brass





Connections

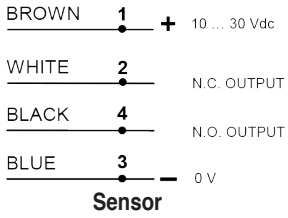

Sensor

Through beam emitter

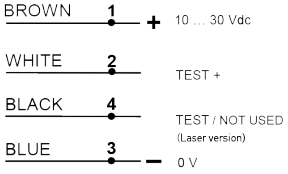

Through Beam Emitter

M12 Connector

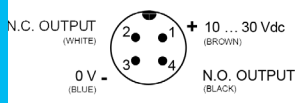

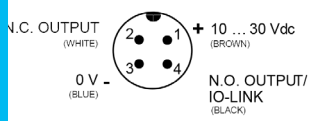

DC Standard Housing - NO/NC Output or IO-Link

Code Plastic Housing	Code Metal Housing	Function	Sensing Distance	Output	Connector Type
S5N-PA-2-A00-NN	S5N-MA-2-A00-NN	Retro-Reflective: IR LED 880nm	5m	NPN NO/NC	2m Cable
S5N-PA-2-A00-PP	S5N-MA-2-A00-PP		4m	PNP NO/NC	2m Cable
S5N-PA-5-A00-NN	S5N-MA-5-A00-NN		4m	NPN NO/NC	M12 Connector
S5N-PA-5-A00-PP	S5N-MA-5-A00-PP		4m	PNP NO/NC	M12 Connector
S5N-PA-2-B01-NN	S5N-MA-2-B01-NN	Polarised Retro-Reflective: Red LED 660nm	4m	NPN NO/NC	2m Cable
S5N-PA-2-B01-PP	S5N-MA-2-B01-PP		4m	PNP NO/NC	2m Cable
S5N-PA-5-B01-NN	S5N-MA-5-B01-NN		4m	NPN NO/NC	M12 Connector
S5N-PA-5-B01-PP	S5N-MA-5-B01-PP		4m	PNP NO/NC	M12 Connector
S5N-PA-5-B01-OZ	-		4m	IO-LINK	M12 Connector
S5N-PA-2-C01-NN	S5N-MA-2-C01-NN	Long Diffuse Proximity: IR LED 880nm	700mm	NPN NO/NC	2m Cable
S5N-PA-2-C01-PP	S5N-MA-2-C01-PP		700mm	PNP NO/NC	2m Cable
S5N-PA-5-C01-NN	S5N-MA-5-C01-NN		700mm	NPN NO/NC	M12 Connector
S5N-PA-5-C01-PP	S5N-MA-5-C01-PP		700mm	PNP NO/NC	M12 Connector
S5N-PA-5-C01-OZ	-		700mm	IO-LINK	M12 Connector
S5N-PA-2-C10-NN	S5N-MA-2-C10-NN	Short Diffuse Proximity: IR LED 880nm	100mm	NPN NO/NC	2m Cable
S5N-PA-2-C10-PP	S5N-MA-2-C10-PP		100mm	PNP NO/NC	2m Cable
S5N-PA-5-C10-NN	S5N-MA-5-C10-NN		100mm	NPN NO/NC	M12 Connector
S5N-PA-5-C10-PP	S5N-MA-5-C10-PP		100mm	PNP NO/NC	M12 Connector
S5N-PA-2-C21-NN	S5N-MA-2-C21-NN	Medium Diffuse Proximity: IR LED 880nm	400mm	NPN NO/NC	2m Cable
S5N-PA-2-C21-PP	S5N-MA-2-C21-PP		400mm	PNP NO/NC	2m Cable
S5N-PA-5-C21-NN	S5N-MA-5-C21-NN		400mm	NPN NO/NC	M12 Connector
S5N-PA-5-C21-PP	S5N-MA-5-C21-PP		400mm	PNP NO/NC	M12 Connector
S5N-PA-2-D00-NN	-	Fixed Focus: Red LED 630nm	100mm	NPN NO/NC	2m Cable
S5N-PA-2-D00-PP	-		100mm	PNP NO/NC	2m Cable
S5N-PA-5-D00-NN	S5N-MA-5-D00-NN		100mm	NPN NO/NC	M12 Connector
S5N-PA-5-D00-PP	S5N-MA-5-D00-PP		100mm	PNP NO/NC	M12 Connector
S5N-PA-2-F01-NN	S5N-MA-2-F01-NN	Through-Beam Receiver	20m	NPN NO/NC	2m Cable
S5N-PA-2-F01-PP	S5N-MA-2-F01-PP		20m	PNP NO/NC	2m Cable
S5N-PA-5-F01-NN	S5N-MA-5-F01-NN		20m	NPN NO/NC	M12 Connector
S5N-PA-5-F01-PP	S5N-MA-5-F01-PP		20m	PNP NO/NC	M12 Connector
S5N-PA-2-G00-XG	S5N-MA-2-G00-XG	Through-Beam Emitter: IR LED 880nm	20m	N/A	2m Cable
S5N-PA-5-G00-XG	S5N-MA-5-G00-XG		20m	N/A	M12 Connector
S5N-PA-2-T01-NN	S5N-MA-2-T01-NN	Retro-Reflective for Transparent: Red LED 660nm	1.3m	NPN NO/NC	2m Cable
S5N-PA-2-T01-PP	S5N-MA-2-T01-PP		1.3m	PNP NO/NC	2m Cable
S5N-PA-5-T01-NN	S5N-MA-5-T01-NN		1.3m	NPN NO/NC	M12 Connector
S5N-PA-5-T01-PP	S5N-MA-5-T01-PP		1.3m	PNP NO/NC	M12 Connector
S5N-PA-5-T01-OZ	-		1.3m	IO-LINK	M12 Connector
S5N-PA-2-W03-NN	-	Contrast: White LED 400-700nm	10mm	NPN NO/NC	2m Cable
S5N-PA-2-W03-PP	S5N-MA-2-W03-PP		10mm	PNP NO/NC	2m Cable
S5N-PA-5-W03-NN	S5N-MA-5-W03-NN		10mm	NPN NO/NC	M12 Connector
S5N-PA-5-W03-PP	S5N-MA-5-W03-PP		10mm	PNP NO/NC	M12 Connector
S5N-PA-5-W03-OZ	-		10mm	IO-LINK	M12 Connector

Operating Mode

- LIGHT mode on N.O. output / DARK mode on N.C. output (mod.**S5N...C01/C10/C21/D00/M03...PP/NN**)
- DARK mode on N.O. output / LIGHT mode on N.C. output (mod.**S5N...A00/B01/F01/T01/W03...PP/NN**)

©ACDC Dynamics

NEW

S5N-SERIES M18 PHOTOELECTRIC SENSORS IP67

Features

- Supply Voltage: 10-30VDC
- Output Current: ≤100mA
- Operation LED
- Temperature : -25-55°C
- Housing Material:
  Plastic - PBT
  Metal Nickel Plated Brass





Standard Housing-L/D Input

Code Plastic Housing	Code Metal Housing	Function	Sensing Distance	Output	Connector Type
S5N-PA-2-A00-NK	-	Retro-Reflective: IR LED 880nm	4m	NPN	2m Cable
S5N-PA-2-A00-PK	-		4m	PNP	2m Cable
S5N-PA-5-A00-NK	S5N-MA-5-A00-NK		4m	NPN	M12 Connector
S5N-PA-5-A00-PK	S5N-MA-5-A00-PK		4m	PNP	M12 Connector
S5N-PA-2-B01-NK	-	Polarised Retro-Reflective: Red LED 660nm	3m	NPN	2m Cable
S5N-PA-2-B01-PK	-		3m	PNP	2m Cable
S5N-PA-5-B01-NK	S5N-MA-5-B01-NK		3m	NPN	M12 Connector
S5N-PA-5-B01-PK	S5N-MA-5-B01-PK		3m	PNP	M12 Connector
S5N-PA-2-C01-NK	S5N-MA-2-C01-NK	Diffuse Proximity: IR LED 880nm	400mm	NPN	2m Cable
S5N-PA-2-C01-PK	S5N-MA-2-C01-PK		400mm	PNP	2m Cable
S5N-PA-5-C01-NK	S5N-MA-5-C01-NK		400mm	NPN	M12 Connector
S5N-PA-5-C01-PK	S5N-MA-5-C01-PK		400mm	PNP	M12 Connector
S5N-PA-2-C10-NK	S5N-MA-2-C10-NK	Short Diffuse Proximity: IR LED 880nm	100mm	NPN	2m Cable
S5N-PA-2-C10-PK	S5N-MA-2-C10-PK		100mm	PNP	2m Cable
S5N-PA-5-C10-NK	S5N-MA-5-C10-NK		100mm	NPN	M12 Connector
S5N-PA-5-C10-PK	S5N-MA-5-C10-PK		100mm	PNP	M12 Connector
S5N-PA-2-F00-NK	-	Through-Beam Receiver	20m	NPN	2m Cable
S5N-PA-5-F00-NK	S5N-MA-5-F00-NK		20m	NPN	M12 Connector
S5N-PA-5-F00-PK	S5N-MA-5-F00-PK		20m	PNP	M12 Connector
S5N-PA-2-G00-XG	S5N-MA-2-G00-XG	Through-Beam Emitter: IR LED 880nm	20m	N/A	2m Cable
S5N-PA-5-G00-XG	S5N-MA-5-G00-XG		20m	N/A	M12 Connector



Radial Optic

Standard Housing with Radial Optic L/D Input

Code Plastic Housing	Code Metal Housing	Function	Sensing Distance	Output	Connector Type
S5N-PR-2-A00-NK	-	Retro-Reflective: IR LED 880nm	4m	NPN	2m Cable
S5N-PR-2-A00-PK	-		4m	PNP	2m Cable
S5N-PR-5-A00-PK	-		4m	NPN	M12 Connector
S5N-PR-2-B01-NK	-	Polarised Retro-Reflective: Red LED 660nm	3m	PNP	2m Cable
S5N-PR-2-B01-PK	-		3m	NPN	2m Cable
S5N-PR-5-B01-PK	-		3m	PNP	M12 Connector
S5N-PR-2-C01-NK	-	Diffuse Proximity: IR LED 880nm	400mm	NPN	2m Cable
S5N-PR-2-C01-PK	-		400mm	PNP	2m Cable
S5N-PR-5-C01-PK	-		400mm	NPN	M12 Connector
S5N-PR-2-C10-NK	-	Short Diffuse Proximity: IR LED 880nm	100mm	PNP	2m Cable
S5N-PR-2-C10-PK	-		100mm	NPN	2m Cable
S5N-PR-5-C10-PK	-		100mm	PNP	M12 Connector
S5N-PR-5-F00-PK	-	Through-Beam Receiver	20m	NPN	M12 Connector
S5N-PR-2-G00-XG	-		20m	PNP	2m Cable
S5N-PR-5-G00-XG	-	Through-Beam Emitter: IR LED 880nm	20m	N/A	M12 Connector

Connections

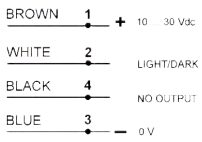

Sensor

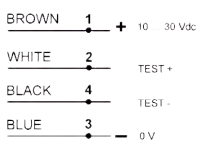

Through Beam Emitter

Operating Mode

- L/D input white wire or pin 2, not connected on **S5N-Px/Mx...PK/NK**:
  LIGHT mode (mod. **S5N-Px/Mx…C/D/M…PK/NK**)
  DARK mode (mod. **S5N-Px/Mx…A/B/T/F…PK/NK**)
- White wire or pin 2 connected to: 0 V DARK mode, +Vcc LIGHT mode

©ACDC Dynamics

NEW

S5N-SERIES M18 PHOTOELECTRIC SENSORS

Features

- Supply Voltage: 10-30VDC
- Output Current: ≤100mA
- Operation LED
- Temperature : -25-55°C
- Housing Material:
  Plastic: ABS
  Metal: AISI316L Stainless Steel



Connections

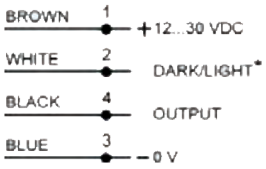

Sensor

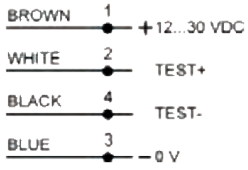

Through Beam Emitter

Short Housing-L/D Input - IP65/67/69K

Code Plastic Housing	Code Metal Housing	Function	Sensing Distance	Output	Connector Type
S5N-SA-2-B00-NK	-	Polarised Retro-Reflective: Red LED 660 nm	4m	NPN	2m Cable
S5N-SA-2-B00-PK	-		4m	PNP	2m Cable
-	S5N-NA-5-B01-NK		4m	NPN	M12 Connector
-	S5N-NA-5-B01-PK		4m	PNP	M12 Connector
S5N-SA-3-B00-PK	-		4m	PNP	Pig Tail M12
S5N-SA-2-C00-NK	-	Diffuse Proximity: IR LED 880nm	350mm	NPN	2m-Cable
S5N-SA-2-C00-PK	-		350mm	PNP	2m Cable
S5N-SA-3-C00-PK	-		350mm	PNP	Pig Tail M12
-	S5N-NA-5-C11-NK		350mm	NPN	M12 Connector
-	S5N-NA-5-C11-PK		350mm	PNP	M12 Connector
S5N-SA-3-C10-PK	-	Short Diffuse Proximity: IR LED 880nm	100mm	PNP	Pig Tail M12
S5N-SA-3-D50-PK	-	Fixed Focus Red LED 660nm	50mm	PNP	Pig Tail M12
S5N-SA-3-F00-PK	-	Through-Beam Receiver	20m	PNP	Pig Tail M12
-	S5N-NA-5-F01-NK		20m	NPN	M12 Connector
-	S5N-NA-5-F01-PK		20m	PNP	M12 Connector
S5N-SA-3-G00-XG	-	Through-Beam Emitter: IR LED 880nm	20m	N/A	Pig Tail M12
-	S5N-NA-5-G01-XG		20m	N/A	M12 Connector
S5N-SA-5-M01-NK	-	Background Suppression: Red LED 660nm	120mm	NPN	M12 Connector
S5N-SA-5-M01-PK	-		120mm	PNP	M12 Connector
S5N-SA-5-T01-NK	S5N-NA-5-T01-NK	Retro-Reflective for Transparent: Red LED 660nm	8m	NPN	M12 Connector
S5N-SA-5-T01-PK	S5N-NA-5-T01-PK		8m	PNP	M12 Connector

Operating Mode

- L/D input white wire or pin 2, if pin not connected on **S5N-Px/Mx...PK/NK**:
  LIGHT mode (mod. **S5N-Px/Mx...C/D/M...PK/NK**)
  DARK mode (mod. **S5N-Px/Mx...A/B/T/F...PK/NK**)
- White wire or pin 2 connected to: 0 V DARK mode, +Vcc LIGHT mode

Laser



Standard Housing - NO/NC Output & IO-Link IP67

Code Plastic Housing	Code Metal Housing	Function	Sensing Distance	Output	Connector Type
S5N-PL-5-B01-NN	-	Polarized Retro-Reflective: Red Laser 650nm	16m	NPN	M12 Connector
S5N-PL-5-B01-PP	-		16m	PNP	M12 Connector
S5N-PL-5-B01-OZ	-		16m	IO-LINK	M12 Connector
S5N-PL-5-C01-NN	-	Long Diffuse Proximity: Red Laser 650nm	350mm	NPN	M12 Connector
S5N-PL-5-C01-PP	-		350mm	PNP	M12 Connector
S5N-PL-5-C01-OZ	-		350mm	IO-LINK	M12 Connector
S5N-PL-5-F01-NN	-	Through-Beam Receiver:	60m	NPN	M12 Connector
S5N-PL-5-F01-PP	-		60m	PNP	M12 Connector
S5N-PL-5-G00-XG	-	Through-Beam Emitter: Red Laser 650nm	60m	N/A	M12 Connector

Operating Mode

- LIGHT mode on N.O. output / DARK mode on N.C. output (mod.**S5N...C01/C10/C21/D00/M03...PP/NN**)
- DARK mode on N.O. output / LIGHT mode on N.C. output (mod.**S5N...A00/B01/F01/T01/W03...PP/NN**)

M12 Connector

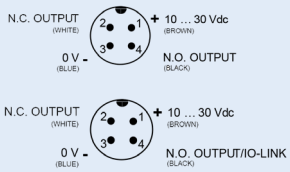

©ACDC Dynamics

WHILE STOCKS LAST

AC PHOTOELECTRIC SENSORS 3-WIRE DARK/LIGHT MODE IP67

Features

- Supply Voltage: 15-264VAC
- Max. Output Current: 100mA
- Operation LED
- Temperature Range: -25-55°C
- Housing Material: ABS
- Operation Mode: Light On / Dark On



S5-Series M18 AC Photoelectric Sensors 3-Wire

Code (Cable)	Code (M12 Connector)	Function	Sensing Distance	Output
S5-1-D15-20	S5-1-D15-10	Fixed Focus Proximity: Infrared LED 880nm	15mm	Light = NO Dark = NC
S5-1-F8-20	S5-1-F8-10	Through Beam Receiver	8m	Light = NO Dark = NC
S5-1-G8-00	-	Through Beam Emitter: Infrared LED 880nm	8m	-

WHILE STOCKS LAST

DC PHOTOELECTRIC SENSORS 4-WIRE DARK/LIGHT MODE IP67

Features

- Supply Voltage: 10-30VDC
- Max. Output Current: 150mA
- Operation LED
- Temperature Range: -25-55°C
- Housing Material: ABS
- Operation Mode: Light/Dark selected by Wiring



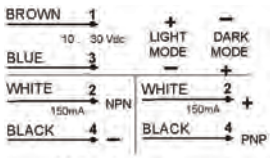

S5-5-x (4 wires)

S5 Series M18 DC Photoelectric Sensors 4 Wire

Code (Cable)	Code (M12 Connector)	Function	Sensing Distance	Output
S5-5-C10-30	S5-5-C10-32	Diffuse Proximity Short Distance: Infrared LED 880nm	100mm	NPN & PNP Dark/Light
S5-5-C35-30	S5-5-C35-32	Diffuse Proximity Medium Distance: Infrared LED 880nm	350mm	NPN & PNP Dark/Light
S5-5-C60-30	S5-5-C60-32	Diffuse Proximity Long Distance: Infrared LED 880nm	600mm	NPN & PNP Dark/Light
S5-5-D15-30	S5-5-D15-32	Diffuse Proximity Fixed Focus: Infrared LED 880nm	15mm	NPN & PNP Dark/Light
S5-5-A4-30	S5-5-A4-32	Retro-Reflective: Infrared LED 880nm	4m (R2 Reflector)*	NPN & PNP Dark/Light
S5-5-B3-30	S5-5-B3-32	Polarized Retro-Reflective: Infrared LED 880nm	3m (R2 Reflector)*	NPN & PNP Dark/Light
S5-5-F12-30	S5-5-F12-32	Through Beam Receiver	12m	NPN & PNP Dark/Light
S5-5-G12-00	S5-5-G12-02	Through Beam Receiver: Red LED 880nm	12m	NPN & PNP Dark/Light

Features

- Supply Voltage: 12-30VDC
- Max. Output Current: 100mA
- Operation LED
- Temp. Range: -25-55°C
- Operation Mode: Light/Dark Selectable





S15 Series M18 DC Photoelectric Sensors Short Housing IP67 & IP69K

Code (Plastic)	Code (Stainless Steel)	Function	Sensing Distance	Output	Connector Type
S15-PA-2-C10-NK	-	Diffuse Proximity Medium Distance: Infrared LED 880nm	1-35cm	NPN	Cable
S15-PA-5-C31-NK	S15-NA-5-C31-NK	Diffuse Proximity Long Distance: Infrared LED 880nm	1-100cm	NPN	M12 Connector
S15-PA-2-A00-NK	-	Retro-Reflective: Infrared LED 880nm	0.1-5m (R2 Reflector)	NPN	Cable
S15-PA-5-A01-NK	S15-NA-5-A01-NK			NPN	M12 Connector
-	S15-NA-5-A01-PK			PNP	M12 Connector
S15-PA-5-B01-NK	-	Polarized Retro-Reflective: Infrared LED 880nm	0.1-5m (R2 Reflector)	NPN	M12 Connector
S15-PA-5-F01-NK	-	Through Beam Receiver	0-20m	NPN	M12 Connector
S15-PA-2-G00-XG	-	Through Beam Emitter: Infrared LED 880nm	0-20m	-	Cable

Cable
S15...A00/B00/C00/C10/F00/D50

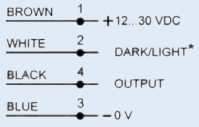

©ACDC Dynamics

WHILE STOCKS LAST

DC PHOTOELECTRIC SENSORS PLASTIC & METAL IP67

Features

- Supply Voltage: 10-30VDC
- Max. Output Current: ≤100mA
- Operation LED
- Temp. Range: -25-55°C
- Housing Material: PBT(Plastic)/Nickel Plated Brass
- Operation Mode: Light/Dark Selectable





Radial Optic

Connections

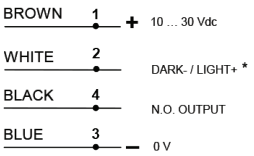

Sensor

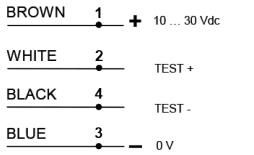

Through Beam Emitter

S51 Series M18 DC Photoelectric Sensors

Code (Plastic)	Code (Metal)	Function	Sensing Distance	Output	Connector Type
-	S51-MA-2-A00-NK	Retro-Reflective: Infrared LED 880nm	0.1-4m	NPN	Cable
-	S51-MA-2-A00-PK			PNP	Cable
-	S51-MA-2-B01-NK	Polarized Retro-Reflective: Red LED 650nm	0.1-3m	NPN	Cable
-	S51-MA-2-B01-PK			PNP	Cable
S51-PA-2-F00-PK	-	Through Beam Receiver: Infrared LED 880nm	20m	PNP	Cable

S51 Series M18 DC Photoelectric Sensors - Radial Optics

Code (Plastic)	Code (Metal)	Function	Sensing Distance	Output	Connector Type
-	S51-MR-2-B01-NK	Polarized Retro-Reflective	0.1-3m	NPN	Cable
-	S51-MR-2-C01-NK	Medium Diffuse Proximity	400mm	NPN	Cable
-	S51-MR-2-C01-PK	Medium Diffuse Proximity	400mm	PNP	Cable
S51-PR-2-F00-NK	-	Through Beam: Receiver: Infrared LED 880nm	20m	NPN	Cable
S51-PR-2-F00-PK	-			PNP	
S51-PR-5-A00-NK	-	Retro-Reflective	0.1-4m	NPN	M12 Connector
S51-PR-5-B01-NK	-	Polarized Retro-Reflective	0.1-3m	NPN	M12 Connector
S51-PR-5-C01-NK	-	Medium Diffuse Proximity	400mm	NPN	M12 Connector
S51-PR-5-C10-NK	-	Short Diffuse Proximity	100mm	NPN	M12 Connector
S51-PR-5-F00-NK	-	Through Beam Receiver: Infrared LED 880nm	20m	NPN	M12 Connector

DC LASER SENSORS - 50X50MM IP67

Features

- Supply Voltage: 10-30VDC
- Output Current: ≤100mA
- Operating Mode: Light Mode on NO (**C01**), Dark Mode on NO (**B01/F01**)
- Operation LED
- Temp. Range: -10-50°C
- Housing Material: ABS
- Size: 50 x 50 x 15mm



Datalogic S60 Series - 50x50mm Laser Photoelectric Sensors

Code (2m Cable)	Code (M12 Connector)	Function	Sensing Distance	Output
-	S60-PL-5-C01-PP	Diffuse Proximity: Red Laser 650nm	0-600mm	PNP NO/NC
-	S60-PL-5-C01-NN			NPN NO/NC
S60-PL-2-B01-PP	S60-PL-5-B01-PP	Polarized Retro-Reflective: Red Laser 650nm	0.1-20m	PNP NO/NC
-	S60-PL-5-B01-NN			NPN NO/NC
-	S60-PL-5-F01-PP	Through Beam Receiver	0-60m	PNP NO/NC
-	S60-PL-5-F01-NN			NPN NO/NC
-	S60-PL-5-G00-XG	Through Beam Emitter: Red Laser 650nm	0-60m	-

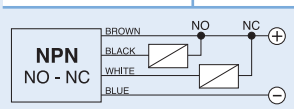

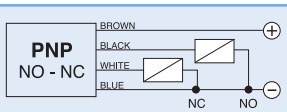

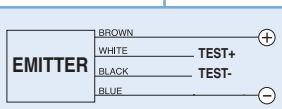

©ACDC Dynamics

DC MINIATURE PHOTOELECTRIC SENSORS IP67

Features

- Supply Voltage: 10-30VDC
- Output Current: ≤100mA
- Operation LED
- Temperature Range: -25-55°C
- Housing Material: PC/PBT
- Operation Mode: Light/Dark
- Size: 32 x 11 x 33mm



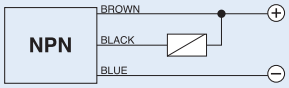

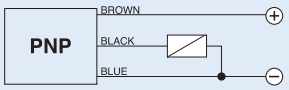

S3Z Series - DC Miniature Photoelectric Sensors

Code (2m Cable)	Code (M8 Connector)	Function	Sensing Distance	Output
S3Z-PR-2-C11-PP	S3Z-PR-5-C11-PP	Long Diffuse Proximity: Infrared LED 850nm	0-700mm	PNP Light/Dark
S3Z-PR-2-C11-NN	S3Z-PR-5-C11-NN			NPN Light/Dark
S3Z-PR-2-C11-PL	S3Z-PR-5-C11-PL			PNP Light
S3Z-PR-2-C11-PD	S3Z-PR-5-C11-PD			PNP Dark
S3Z-PR-2-C11-NL	S3Z-PR-5-C11-NL			NPN Light
S3Z-PR-2-C11-ND	S3Z-PR-5-C11-ND			NPN Dark
S3Z-PR-2-B01-PP	S3Z-PR-5-B01-PP	Polarized Retro-Reflective: Red LED 665nm	0.05-4m (R5 Reflector)*	PNP Light/Dark
S3Z-PR-2-B01-NN	S3Z-PR-5-B01-NN			NPN Light/Dark
S3Z-PR-2-B01-PL	S3Z-PR-5-B01-PL			PNP Light
S3Z-PR-2-B01-PD	S3Z-PR-5-B01-PD			PNP Dark
S3Z-PR-2-B01-NL	S3Z-PR-5-B01-NL			NPN Light
S3Z-PR-2-B01-ND	S3Z-PR-5-B01-ND			NPN Dark
S3Z-PR-2-C01-PP	S3Z-PR-5-C01-PP	Narrow Beam Diffuse Proximity: Red LED 665nm	150mm	PNP Light/Dark
S3Z-PR-2-C01-NN	S3Z-PR-5-C01-NN			NPN Light/Dark
S3Z-PR-2-C01-PL	S3Z-PR-5-C01-PL			PNP Light
S3Z-PR-2-C01-PD	S3Z-PR-5-C01-PD			PNP Dark
S3Z-PR-2-C01-NL	S3Z-PR-5-C01-NL			NPN Light
S3Z-PR-2-C01-ND	S3Z-PR-5-C01-ND			NPN Dark
S3Z-PR-2-FG01-PP	S3Z-PR-5-FG01-PP	Through Beam (Receiver/Emitter): Infrared LED 870nm	15mm	PNP Light/Dark
S3Z-PR-2-FG01-NN	S3Z-PR-5-FG01-NN			NPN Light/Dark
S3Z-PR-2-FG01-PL	S3Z-PR-5-FG01-PL			PNP Light
S3Z-PR-2-FG01-PD	S3Z-PR-5-FG01-PD			PNP Dark
S3Z-PR-2-FG01-NL	S3Z-PR-5-FG01-NL			NPN Light
S3Z-PR-2-FG01-ND	S3Z-PR-5-FG01-ND			NPN Dark

DC SUBMINIATURE SMALL PHOTOELECTRIC SENSORS IP67

Features

- Supply Voltage: 10-30VDC
- Operation LED
- Temperature Range: -20-55°C
- Output Current: ≤50mA
- Housing Material: Polycarbonate
- Dimensions: 8 x 23 x 12mm



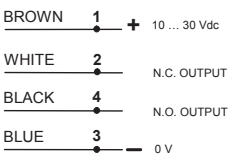

SM-ALL Series DC Subminiature Photoelectric Sensors

Code (2m Cable)	Function	Sensing Distance	Output
SM-PR-2-D00-PP	Fixed Focus Short: Red LED 640nm	15mm	PNP NO/NC
SM-PR-2-D00-NN			NPN NO/NC
SM-PR-2-D10-PP	Fixed Focus: Red LED 640nm	20mm	PNP NO/NC
SM-PR-2-D10-NN			NPN NO/NC
SM-PR-2-D20-PP	Fixed Focus Medium: Red LED 640nm	30mm	PNP NO/NC
SM-PR-2-D20-NN			NPN NO/NC
SM-PR-2-D30-PP	Fixed Focus Long: Red LED 640nm	50mm	PNP NO/NC
SM-PR-2-D30-NN			NPN NO/NC
SM-PR-2-A00-PP	Retro-Reflective: Red LED 640nm	1.5m	PNP NO/NC
SM-PR-2-A00-NN			NPN NO/NC
SM-PR-2-B00-PP	Polarized Retro-Reflective: Red LED 640nm	1m	PNP NO/NC
SM-PR-2-B00-NN			NPN NO/NC
SM-PR-2-F00-PP	Through Beam Receiver	2m	PNP NO/NC
SM-PR-2-F00-NN			NPN NO/NC
SM-PR-2-G00-XG	Through Beam Emitter: Red LED 640nm	2m	-

©ACDC Dynamics

ECONOMY DC MINIATURE SENSORS IP67

Features

- Supply Voltage: 10-30VDC
- Output Current: ≤100mA
- Operation LED
- Temp. Range: -25-55°C
- Housing Material: ABS/PMMA
- Size: 32 x 12 x 20mm
- Operation Mode: Light/Dark Selectable



Wiring Diagrams

S100-A00/Bx0/Cx0/D00/F00

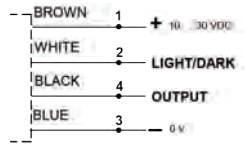

S100-M00

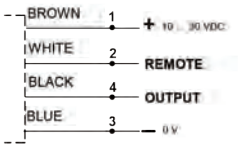

S100 Series Economy DC Miniature Sensors

Code (2m Cable)	Code (M8 Connector)	Function	Sensing Distance	Output
S100-PR-2-C00-PK	S100-PR-5-C00-PK	Short Diffuse Proximity: Red LED 632nm	300mm	PNP
S100-PR-2-C00-NK	S100-PR-5-C00-NK			NPN
S100-PR-2-C10-PK	S100-PR-5-C10-PK	Long Diffuse Proximity: Red LED 632nm	500mm	PNP
S100-PR-2-C10-NK	S100-PR-5-C10-NK			NPN
S100-PR-2-D00-PK	S100-PR-5-D00-PK	Fixed Focus: Red LED 632nm	70mm	PNP
S100-PR-2-D00-NK	S100-PR-5-D00-NK			NPN
S100-PR-2-A00-PK	S100-PR-5-A00-PK	Retro-Reflective: Infrared LED 860nm	7m	PNP
S100-PR-2-A00-NK	S100-PR-5-A00-NK			NPN
S100-PR-2-B10-PK	S100-PR-5-B10-PK	Polarized Retro-Reflective: Red LED 632nm	5m	PNP
S100-PR-2-B10-NK	S100-PR-5-B10-NK			NPN
S100-PR-2-M00-PH	S100-PR-5-M00-PH	Background Suppression: Red LED 632nm with Remote Teach-in	30-100mm	PNP
S100-PR-2-M00-NH	S100-PR-5-M00-NH			NPN
S100-PR-2-FG00-PK	S100-PR-5-FG00-PK	Through Beam: Infrared LED 860nm	12m	PNP
S100-PR-2-FG00-NK	S100-PR-5-FG00-NK			NPN

HIGH PERFORMANCE MINATURE SENSORS ALL-IN ONE IP67

Features

- Operation LED
- Teach-in button
- Operation Mode: Light / Dark
- Nominal Voltage 10-30VDC
- Output Current: ≤100mA
- Housing Material ABS
- Size: 34 x 20 x 12mm



Wiring Diagrams

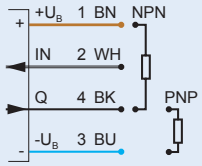

Series S45 High Performance Miniature Sensors

Code (2m Cable)	Code (M8 Connector)	Function	Sensing Distance	Output
S45-PR-2-C03-PH	S45-PR-5-C03-PH	Diffuse Proximity: Red LED 632nm	800mm	PNP
S45-PR-2-C03-NH	S45-PR-5-C03-NH			NPN
S45-PR-2-B03-PH	S45-PR-5-B03-PH	Polarized Retro-Reflective: Red LED 632nm	2m	PNP
S45-PR-2-B03-NH	S45-PR-5-B03-NH			NPN
-	S45-PR-5-B53-PH	Polarized Retro-Reflective: Red LED 632nm	7m	PNP
-	S45-PR-5-B53-NH			NPN
S45-PR-2-T53-PH	S45-PR-5-T53-PH	Polarized Retro-Reflective for Transparent: Red LED 632nm	2m	PNP
S45-PR-2-T53-NH	S45-PR-5-T53-NH			NPN
S45-PR-2-M13-PH	S45-PR-5-M13-PH	Background Suppression: Red LED 632nm	400mm	PNP
S45-PR-2-M13-NH	S45-PR-5-M13-NH			NPN
-	S45-PR-5-W13-OH	Contrast Sensor: RGB LED	12mm	PUSH-PULL
-	S45-PR-5-W43-OH			
-	S45-PR-5-Y13-PV	Distance: Red LED 632nm	200mm	PNP (0-10V)
-	S45-PR-5-Y13-NV			NPN (0-10V)
S45-PR-2-F03-PH	S45-PR-5-F03-PH	Through Beam Receiver	15mm	PNP
S45-PR-2-F03-NH	S45-PR-5-F03-NH			NPN
S45-PR-2-G00-XE	S45-PR-5-G00-XE	Through Beam Emitter: Red LED 632nm	15mm	-

©ACDC Dynamics

WHILE STOCKS LAST

MINIATURE PHOTOELECTRIC SENSORS BASIC LINE IP66

Features

- Supply Voltage: 10-30VDC
- Output Current: ≤100mA
- Operation LED
- Temperature Range: -25-55°C
- Housing Material: PMMA



Wiring Diagrams

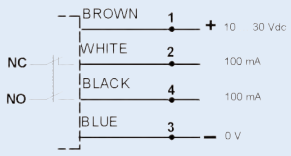

S41 Series Miniature Photoelectric Sensors

Code (Cable)	Code (M8 Connector)	Function	Sensing Distance	Output
-	S41-5-C-P	Diffuse Proximity: Infrared LED 880nm	0.2-350mm	PNP NO/NC
S41-2-C-N	-			NPN NO/NC
-	S41-5-B-P	Polarized Retro-Reflective: Red LED 660nm	0.1-2.5m	PNP NO/NC
S41-2-B-N	S41-5-B-N			NPN NO/NC
S41-2-T-P	S41-5-T-P	Retro-Reflective for Transparents: Red LED 660nm	0.1-0.7m	PNP NO/NC
S41-2-T-N	S41-5-T-N			NPN NO/NC
S41-2-G	S41-5-G	Through Beam Emitter: Infrared LED 880nm	0.1-6m	-
S41-2-F-P	S41-5-F-P	Through Beam Receiver	0.1-6m	PNP NO/NC
S41-2-F-N	S41-5-F-N			NPN NO/NC

WHILE STOCKS LAST

PHOTOELECTRIC SENSORS MICROPROCESSOR-BASED TEACH-IN IP67

Features

- Supply Voltage: 10-30VDC
- Output Current: ≤100mA
- Operation LED
- Housing Material: ABS
- Temperature Range: -20-60°C
- EASYtouch™ microprocessor teach in and Remote setting



Wiring Diagrams

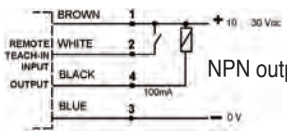

NPN output

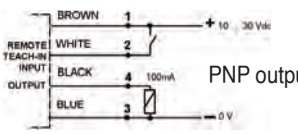

PNP output

S40 Series Photoelectric Sensors

Code (Cable)	Code (M8 Connector)	Function	Sensing Distance	Output
-	S40-PR-5-C03-PH	Diffuse Proximity: Red LED 660nm	0.5-300mm	PNP
S40-PR-2-C03-NH	-			NPN
S40-PR-2-B03-PH	S40-PR-5-B03-PH	Polarized Retro-Reflective: Red LED 660nm	0.1-2.5m	PNP
S40-PR-2-B03-NH	S40-PR-5-B03-NH			NPN
S40-PR-2-T03-PH	S40-PR-5-T03-PH	Retro-Reflective Transparents: Red LED 660nm	0.1-7m	PNP
-	S40-PR-5-T03-NH			NPN
S40-PR-2-M03-PH	-	Background Suppression: Red LED 660nm	15-100mm	PNP
S40-PR-2-M03-NH	S40-PR-5-M03-NH			NPN

©ACDC Dynamics

DC ADVANCED PHOTOELECTRIC SENSORS IP67

Features

- Supply Voltage: 12-30VDC
- Operation LED
- Teach-in button
- Operation Mode : Light / Dark
- Output Current: ≤100mA
- Housing Material: ABS
- Temp. Range: -10-55°C
- Size: 42 x 14 x 25mm



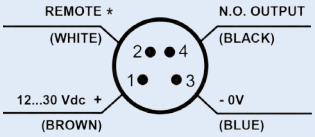

* Remote Input (mod. **W, T53**)
* Light / Dark Input (mod. **M53**)
* Delay (mod. **M** Laser)
* Test Input (mod. **G**),
* Alarm Output (mod. B, **T51**)
* Not Used (mod. **C, M, F**)

S8 Series DC Photoelectric Sensors for Challenging Applications

Code (M8 Connector)	Function	Sensing Distance	Output
S8-PR-5-C01-PP	Diffuse Proximity: Red LED 660nm	500mm	PNP NO
S8-PR-5-C01-NN			NPN NO
S8-PR-5-B01-PP	Polarized Retro-Reflective: Red LED 660nm	5m	PNP NO
S8-PR-5-B01-NN			NPN NO
S8-PR-5-T51-PP	Retro-Reflective for Transparents: Red LED 660nm	0-800mm	PNP NO
S8-PR-5-T51-NN			NPN NO
S8-PR-5-T53-PP	Retro-Reflective for Transparents: Red LED 660nm	2000mm	PNP NO
S8-PR-5-T53-NN			NPN NO
S8-PR-5-F01-PP	Through Beam Receiver: Red LED 660nm	25m	PNP NO
S8-PR-5-F01-NN			NPN NO
S8-PR-5-G00-XG	Through Beam Emitter: Red LED 660nm	25m	-
S8-PR-5-M53-PP	Background Suppression for clear: Red LED 660nm	100-300mm	PNP NO
S8-PR-5-M01-PP	Background Suppression: Red LED 660nm	50-300mm	PNP
S8-PR-5-M01-NN			NPN
S8-PH-5-M01-PP	Background Suppression: Red Laser 645-665mm	20-200mm	PNP
S8-PH-5-M01-NN			NPN
S8-PR-5-W03-PP	Contrast: 10KHz, RGB LED	10mm	PNP
S8-PR-5-W03-NN			NPN
S8-PR-5-W13-PP	Contrast: 25KHz, RGB LED	10mm	PNP

AC/DC UNIVERSAL SENSORS - 50X50MM IP67

Features

- Supply Voltage: 24-240VAC/24-60VDC
- Operation LED
- Operating Mode: Light/Dark set by Trim Pot
- Output Current: ≤2A
- Housing Material: ABS
- Temp. Range: -10-55°C



S62 Series AC/DC Sensors - 50x50mm Housing c/w Relay Output

Code (2m Cable)	Function	Sensing Distance	Output
S62-PA-1-C01-RX	Diffuse Proximity Short: Red LED 640nm	900mm	1 C/O
S62-PA-1-C11-RX	Diffuse Proximity Long: Red LED 640nm	2000mm	1 C/O
S62-PA-1-B01-RX	Polarized Retro-Reflective: Red LED 640nm	8m	1 C/O
S62-PA-1-A01-RX	Retro-Reflective : Red LED 640nm	13m	1 C/O
S62-PA-1-F01-RX	Through Beam Receiver	25m	1 C/O
S62-PA-1-G00-XX	Through Beam Emitter: Red LED 640nm	25m	-

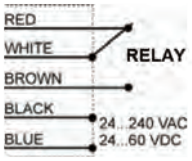

Sensor

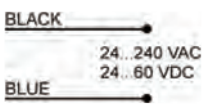

Through Beam Emitter

©ACDC Dynamics

DC UNIVERSAL SENSORS - 50X50MM IP67

Features

- Supply Voltage: 10-30VDC
- Operation LED
- Operating Mode: Light/Dark
- Output Current DC: ≤100mA
- Housing Material ABS
- Temperature Range: -10 to 55°C
- Size: 50 x 50 x 18mm



Wiring Diagrams

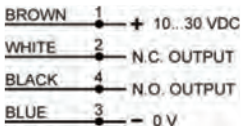

Sensors PP/NN Type

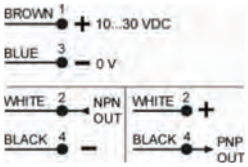

Sensors PN Type



Through Beam Emitter

S62 Series DC Sensors - 50x50mm Housing

Code (Cable)	Code (M12 Connector)	Function	Sensing Distance	Output
S62-PA-2-C01-NN	S62-PA-5-C01-NN	Short Diffuse Proximity: Red LED 640nm	0-900mm	NPN NO/NC
S62-PA-2-C01-PP	S62-PA-5-C01-PP			PNP NO/NC
S62-PA-2-C01-PN	S62-PA-5-C01-PN			NPN/PNP
S62-PA-2-C11-NN	S62-PA-5-C11-NN	Long Diffuse Proximity: Red LED 640nm	0-2000mm	NPN NO/NC
S62-PA-2-C11-PP	S62-PA-5-C11-PP			PNP NO/NC
S62-PA-2-C11-PN	S62-PA-5-C11-PN			NPN/PNP
S62-PA-2-A01-PN	S62-PA-5-A01-PN	Retro-Reflective: Red LED 640nm	0.1-13m	NPN/PNP
-	S62-PA-5-B01-NN	Polarized Retro-Reflective: Red LED 640nm	0.1-8m	NPN NO/NC
S62-PA-2-B01-PP	S62-PA-5-B01-PP			PNP NO/NC
S62-PA-2-B01-PN	S62-PA-5-B01-PN			NPN/PNP
S62-PA-2-F01-NN	S62-PA-5-F01-NN	Through Beam Receiver	0-25m	NPN NO/NC
S62-PA-2-F01-PP	S62-PA-5-F01-PP			PNP NO/NC
S62-PA-2-F01-PN	S62-PA-5-F01-PN			NPN/PNP
S62-PA-2-G00-XG	S62-PA-5-G00-XG	Through Beam Emitter: Red LED 640nm	0-25m	-
-	S62-PA-5-M01-NN	Background Suppression: Red LED 640nm	30-300mm	NPN NO/NC
S62-PA-2-M01-PP	S62-PA-5-M01-PP			PNP NO/NC
-	S62-PA-5-M05-NN	Background Suppression With Timer: Red LED 640nm	30-300mm	NPN NO/NC
-	S62-PA-5-M05-PP			PNP NO/NC
-	S62-PA-5-M11-NN	Background Suppression: Red LED 640nm	60-600mm	NPN NO/NC
S62-PA-2-M11-PP	S62-PA-5-M11-PP			PNP NO/NC
-	S62-PA-5-M15-NN	Background Suppression With Timer: Red LED 640nm	60-1200mm	NPN NO/NC
-	S62-PA-5-M15-PP			PNP NO/NC
-	S62-PA-5-M21-NN	Background Suppression: Infrared 880nm	60-1200mm	NPN NO/NC
S62-PA-2-M21-PP	S62-PA-5-M21-PP			PNP NO/NC
-	S62-PA-5-M25-NN	Background Suppression With Timer: Infrared 880nm	60-1200mm	NPN NO/NC
-	S62-PA-5-M25-PP			PNP NO/NC
-	S62-PA-5-M31-NN	Background Suppression: Infrared 880nm	200-2000mm	NPN NO/NC
S62-PA-2-M31-PP	S62-PA-5-M31-PP			PNP NO/NC
-	S62-PA-5-M35-NN	Background Suppression With Timer: Infrared 880nm	200-2000mm	NPN NO/NC
-	S62-PA-5-M35-PP			PNP NO/NC

©ACDC Dynamics

MAXI SENSORS FOR HARSH ENVIRONMENTS IP67

Features

- Operation LED
- Output Current DC: ≤100mA
- Output Current AC: ≤3A
- Housing Material: PBT (30% Fibre-reinforced Glass)
- Temp. Range: -40-55°C
- Operating Mode: Light/Dark Selectable
- Timing Functions: Delay on / Delay off / One Shot
- DC Connection: M12
- AC Connection: Terminal Block



S300 PR-Series Maxi Sensors - Supply Voltage: 10 - 30VDC

Code (No Timer)	Code (Timer)	Function	Sensing Distance	Output
S300-PR-5-C01-OC	S300-PR-5-C06-OC	Diffuse Proximity: Infrared LED 880nm	0.05-5m	NPN/PNP
S300-PR-5-B01-OC	S300-PR-5-B06-OC	Polarized Retro-Reflective: Red LED 660nm	0.1-22m	NPN/PNP
S300-PR-5-M01-OC	S300-PR-5-M06-OC	Background Suppression: Infrared LED 880nm	0.4-2.5m	NPN/PNP
S300-PR-5-F01-OC	S300-PR-5-F06-OC	Through Beam Receiver	0-60m	NPN/PNP
S300-PR-5-G00-EX	-	Through Beam Emitter: Infrared LED 880nm	0-60m	-

S300 PR Series Maxi Sensors - Supply Voltage: 24-240VAC / 24-60VDC

Code (No Timer)	Code (Timer)	Function	Sensing Distance	Output
S300-PR-1-C01-RX	S300-PR-1-C06-RX	Diffuse Proximity: Infrared LED 880nm	0.05-5m	1 C/O
S300-PR-1-B01-RX	S300-PR-1-B06-RX	Polarized Retro-Reflective: Red LED 660nm	0.1-22m	1 C/O
S300-PR-1-M01-RX	S300-PR-1-M06-RX	Background Suppression: Infrared LED 880nm	0.4-2.5m	1 C/O
S300-PR-1-F01-RX	S300-PR-1-F06-RX	Through Beam Receiver	0-60m	1 C/O
S300-PR-1-G00-EX	-	Through Beam Emitter: Infrared LED 880nm	0-60m	-

S300 PR Series Maxi Sensors - With defogging functions I Supply Voltage: 24-240VAC / 24-60VDC

Code (No Timer)	Code (Timer)	Function	Sensing Distance	Output
-	S300-PR-1-C06-RX-M	Diffuse Proximity: Infrared LED 880nm	0.05-5m	1 C/O
-	S300-PR-1-B06-RX-M	Polarized Retro-Reflective: Red LED 660nm	0.1-22m	1 C/O
-	S300-PR-1-M06-RX-M	Background Suppression: Infrared LED 880nm	0.4-2.5m	1 C/O
-	S300-PR-1-F06-RX-M	Through Beam Receiver	0-60m	1 C/O
S300-PR-1-G00-EX-M	-	Through Beam Emitter: Infrared LED 880nm	0-60m	-

Wiring Diagrams

M12 Connector Through Beam Emitter

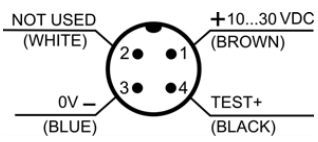

DC Sensor M12 Connector

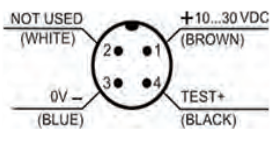

AC Sensor

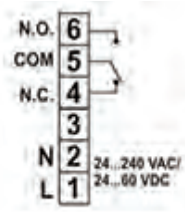

AC Through Beam Emitter



©ACDC Dynamics

ADVANCED COST EFFECTIVE MAXI SENSORS IP67

Features

- Operation LED
- Output Current DC: ≤100mA
- Output Current AC: ≤3A
- Housing Material: PBT (30% Fibre-reinforced Glass)
- Temperature Range: -25-55°C
- Connection: Terminal Block
- Operating Mode: Light/Dark Selectable by Dip Switch
- Size: 100 x 70 x 25mm
- Timing Functions: Delay on, Delay off, One shot



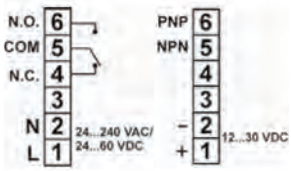

AC Sensor DC Sensor

S300 PA Series Advanced Cost Effective Maxi Sensors - Supply Voltage: 12-30VDC

Code (No Timer)	Code (Timer)	Function	Sensing Distance	Output
S300-PA-2-C01-OC	S300-PA-2-C06-OC	Diffuse Proximity: Infrared LED 940nm	5-200cm	NPN/PNP
S300-PA-2-A01-OC	S300-PA-2-A06-OC	Retro-Reflective: Infrared LED 880nm	01.-15m	NPN/PNP
S300-PA-2-B01-OC	S300-PA-2-B06-OC	Polarized Retro-Reflective: Red LED 660nm	0.1-10m	NPN/PNP
S300-PA-2-M01-OC	S300-PA-2-M06-OC	Background Suppression: Infrared LED 880nm	20-200cm	NPN/PNP
S300-PA-2-F01-OC	S300-PA-2-F06-OC	Through Beam Receiver	0-50m	NPN/PNP
S300-PA-2-G00-EX	-	Through Beam Emitter: Infrared LED 880nm	0-50m	-

S300 PA Series Advanced Cost Effective Maxi Sensors - Supply Voltage: 24-240VAC / 24-60VDC

Code (No Timer)	Code (Timer)	Function	Sensing Distance	Output
S300-PA-1-C01-RX	S300-PA-1-C06-RX	Diffuse Proximity: Infrared LED 940nm	5-200cm	1 C/O
S300-PA-1-A01-RX	S300-PA-1-A06-RX	Retro-Reflective: Infrared LED 880nm	0.1-15m	1 C/O
S300-PA-1-B01-RX	S300-PA-1-B06-RX	Polarized Retro-Reflective: Red LED 660nm	0.1-10m	1 C/O
S300-PA-1-M01-RX	S300-PA-1-M06-RX	Background Suppression: Infrared LED 880nm	20-200cm	1 C/O
S300-PA-1-F01-RX	S300-PA-1-F06-RX	Through Beam Receiver: Infrared LED 880nm	0-50m	1 C/O
S300-PA-1-G00-EX	-	Through Beam Emitter: Infrared LED 880nm	0-50m	-

ADVANCED COLOUR SENSORS IP67

Features

- Operation LED
- Output Current: ≤100mA
- Supply Voltage: 10-30VDC
- Housing Material: ABS
- Temp. Range: -10-55°C
- 3 channel color sensor with 10 tolerance levels
- 2 push button setting with 4 digit display indicator

S65-V Series Colour Sensors

Code (Vertical)	Function	Sensing Distance	Output	Connector Type
S65-PA-5-V09-NNN	Colour Sensor: White LED 400-700nm	5-45mm	3 x NPN	M12 8-Pole Connector
S65-PA-5-V09-PPP	Colour Sensor: White LED 400-700nm	5-45mm	3 x PNP	M12 8-Pole Connector



Wiring Diagrams

M12 Connector

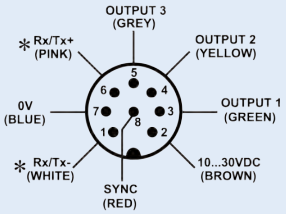

Dimensions

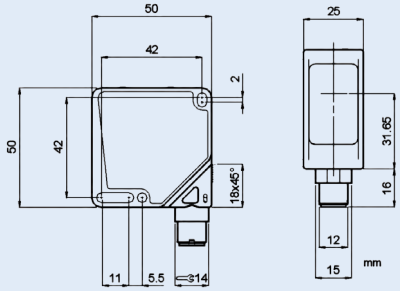

©ACDC Dynamics

CONTRAST & REGISTRATION MARK SENSORS IP67

TLU Series Contrast Sensors

Features

- Operation LED
- Setting: Teach-in with Pushbuttons / Remote
- Output Current : ≤200mA
- Supply Voltage: 10-30VDC
- Housing Material : ZAMA
- Temp. Range: -10-55°C
- Size: 81 x 58 x 31mm
- Operating Mode: Light/Dark, Automatic Sensing
- Analogue Out: 0-5V



Code (Vertical Spot)	Code (Horizontal Spot)	Function	Sensing Distance	Output	Connector Type
TLU-011	TLU-011L	Contrast: LED Red/Green 9mm Optic	6-12mm	NPN + Analogue	3m Cable
TLU-015	TLU-015L	Contrast: LED Red/Green 9mm Optic	6-12mm	NPN + Analogue	M12 Connector
TLU-111	TLU-111L	Contrast: LED Red/Green 9mm Optic	6-12mm	PNP + Analogue	3m Cable
TLU-115	TLU-115L	Contrast: LED Red/Green 9mm Optic	6-12mm	PNP + Analogue	M12 Connector

Wiring Diagrams

Cable Type

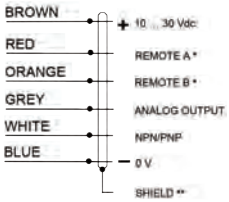

M12 Type

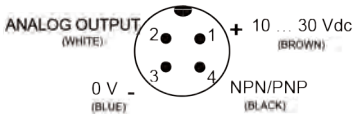

TL46 Series Ultra High Speed Contrast Sensors for Coloured Marks

Features

- Operation LED
- Setting: Pushbuttons (**W**) or Trimmer (**A**)
- Output Current: ≤100mA
- Supply Voltage: 10-30VDC
- Housing Material : Aluminium
- Temp. Range: -10-55°C
- Size: 81 x 58 x 31mm
- Operating mode: Light/Dark, Automatic Setting
- Analogue out: 0-5V



Code (Vertical)	Code (Horizontal)	Function	Sensing Distance	Output	Connector Type
TL46-A-425	-	Contrast: White LED 400-700nm	9±3mm	NPN	M12 5-Pole Connector
TL46-A-415	-			PNP	
TL46-W-815	TL46-W-815L	Contrast: RGB LED	9±3mm	NPN/PNP + Analogue	M12 5-Pole Connector
TL46-WL-815	TL46-WL-815L			NPN/PNP + Analogue	
TL46-WLF-815	TL46-WLF-815L			NPN/PNP	

Wiring Diagrams

TL46-A

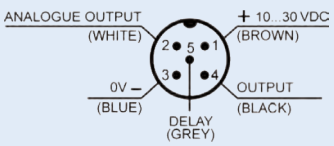

TL46-WL

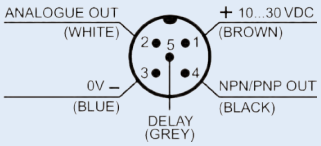

TL46-WLF

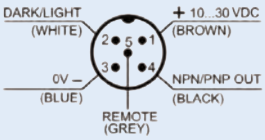

LUMINESCENCE SENSORS IP67

LD46 Series Luminescense Sensors Vertical Spot

Features

- Operation LED
- Output Current : ≤100mA
- Supply Voltage: 15-30VDC
- Housing Material: Aluminium
- Temp. Range: -10-55°C
- High sensitivity on fluorescent marks
- Size: 81 x 58 x 31mm
- Analogue Output: 0-5V



Code (Vertical Spot)	Function	Sensing Distance	Output	Connector Type
LD46-UL-715	Luminescence Sensor: UV HP LED	10 - 20mm	NPN/PNP + Analogue	M12 5-Pole Connector

Wiring Diagram

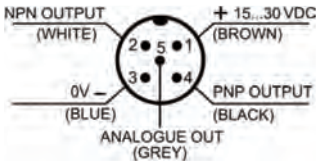

©ACDC Dynamics

DC FIBRE OPTIC AMPLIFIER SENSORS IP65

Features

- Supply Voltage: 12-24VDC ±10%
- Output Current: ≤100mA
- Housing Material: ABS
- Temperature Range: -10 to 50°C
- For Small Object Detection in Limited Spaces



Fibre Optic Amplifier DIN Rail Mounting

Code	Function	Max. Measuring Distance	Output	Connector Type
S7-6-E-P	Through Beam / Proximity: Red LED 670nm c/w Pushbuttons	Normal Mode Through Beam: 300mm Proximity: 100mm	PNP NO	M8 Connector
S7-6-E-N			NPN NO	M8 Connector
S7-5-E-P	Through Beam / Proximity: Red LED 670nm c/w Display & Pushbuttons	Normal Mode Through Beam: 300mm Proximity: 100mm	PNP NO	M8 Connector
S7-5-E-N			NPN NO	M8 Connector
S7-2-E-P		Fast Mode Through Beam: 150mm Proximity: 50mm	PNP NO	2m Cable
S7-2-E-N			NPN NO	2m Cable
S7-1-E-P	Through Beam / Proximity: White LED 400-700nm c/w Display & Pushbuttons	Normal/Fast Mode Through Beam: 75mm Proximity: 25mm	PNP NO	2m Cable
S7-1-E-N			NPN NO	2m Cable

Wiring Diagrams

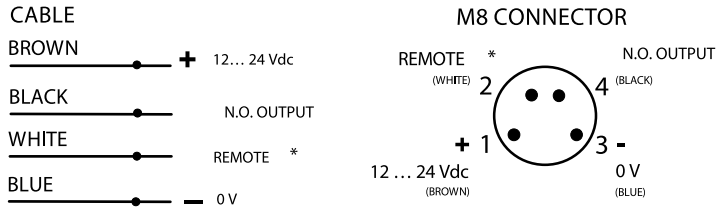

Fibre Optic Cables

Optic Function	Terminal/Tips	Fibre Type	Length	Code
Coaxial Proximity	M6 x 1mm	Standard 1mm	2m	OF-36-ST-20
Proximity	M6 x 1mm	Standard 1mm	1m	OF-18-ST-10
Proximity	M6 x 1mm*	Standard 1mm	2m	OF-22-ST-20
Proximity	M3 x 0.5mm	Thin 0.5mm	1m	OF-26-TN-10
Proximity	M6 x 0.75mm	Standard 1mm	1m	OF-42-ST-20
Proximity	M6 x 0.75mm	High Efficiency 1.5mm	2m	OF-42-HP-20
Through Beam	M4 x 0.7mm	Standard 1mm	1m	OF-19-ST-10
Through Beam	M4 x 0.7mm*	Standard 1mm	2m	OF-23-ST-20
Through Beam	M2 x 0.4mm	Thin 0.5mm	1m	OF-25-TN-10
Through Beam	M4 x 0.7mm	Standard 1mm	1m	OF-43-ST-20
Through Beam	M4 x 0.7mm	High Efficiency 1.5mm	2m	OF-43-HP-20



Special Application Fibre Optics

Optic Function	Terminal/Emission	Fibre Length	Code
Through Beam	Axial, 16 Beam Array	2m	OFA-1-AE-20
Through Beam	Radial, 16 Beam Array	2m	OFA-1-AS-20
Proximity	Axial, 32 Beam Array	2m	OFA-2-AE-20
Proximity	Radial, 32 Beam Array	2m	OFA-2-AS-20



* A bendable stainless steel extension 90mm long protrudes from the threaded optic head

Stainless Steel Protective Metal Sheath 2m

Code	Suitable Fibres
AF-7	M6 x 0.75mm fibres OF-42-xx
AF-9	M4 x 0.7mm fibres OF-43-xx**

** 2 Sheaths have to be ordered for both the emitter-receiver fibres

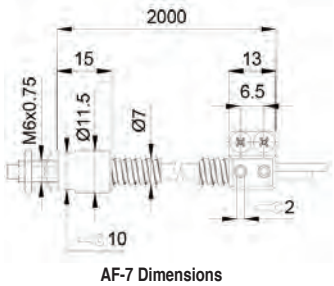

AF-7 Dimensions

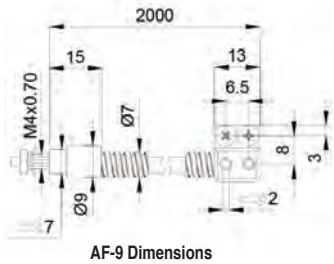

AF-9 Dimensions

©ACDC Dynamics

PHOTOELECTRIC SLOT SENSORS IP65

SR21 Series High Resolution Slot Sensors - For Packaging & Labelling

Features

- Output LED
- Supply Voltage: 10-30VDC
- High 25kHz switching frequency
- Output Current: ≤100mA
- Housing Material: ZAMA
- Temp. Range: -20-60°C
- Operating Mode: Light/Dark configurable

Code	Function	Slot Width	Output	Connector Type
SR21-IR	Slot sensor for Labels: Infrared LED 880nm	2mm	PNP/NPN	M8 4-Pole Connector
SR21-RG	Slot sensor for Transparent Films: Red/Green LED	2mm	PNP/NPN	



Wiring Diagrams

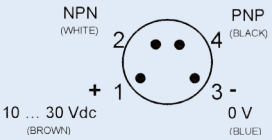

Dimensions

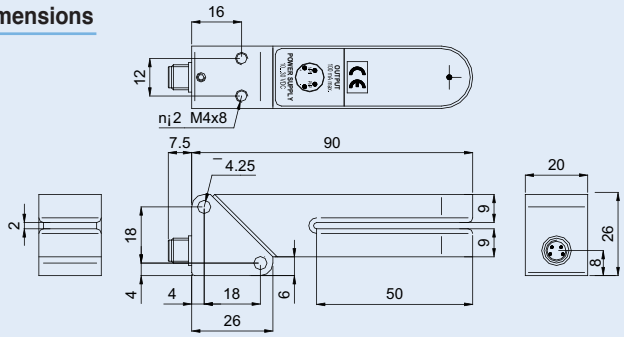

SR22 Series Slot Sensors - Switching Frequency: 10kHz

Features

- Output Current: ≤200mA
- Housing Material: Aluminium
- Temp.Range: -10-60°C

Code (Dark)	Code (Light)	Function	Slot Width	Output	Connector Type
SR22-5-IR-OD	-	Slot sensor: infrared 880nm	1mm	NPN/PNP	M8 4-Pole Connector



Wiring Diagrams

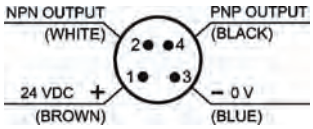

Dimensions

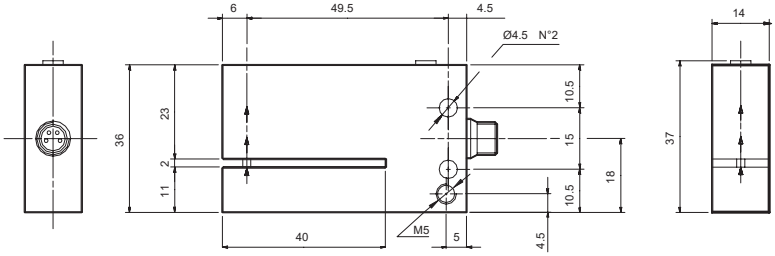

SR23 Series Slot Sensors - Switching Frequency: 12kHz

Features

- Supply Voltage: 10-30VDC
- Output Current: ≤100mA
- Teach-in Button
- Housing Material: Aluminum
- Temp. Range: -20-55°C
- For Booklet or Multilayer labels detection

Code (Cable)	Code (M8)	Function	Slot Width	Output
SR23-2-IR-NH	SR23-5-IR-NH	Slot sensor: Infrared LED 850nm	5mm	NPN
SR23-2-IR-PH	SR23-5-IR-PH	Slot sensor: Infrared LED 850nm	5mm	PNP



Wiring Diagrams

M8 Connector

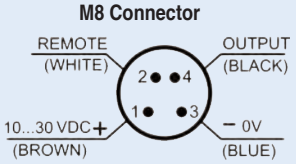

Cable

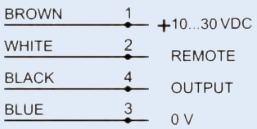

Dimensions

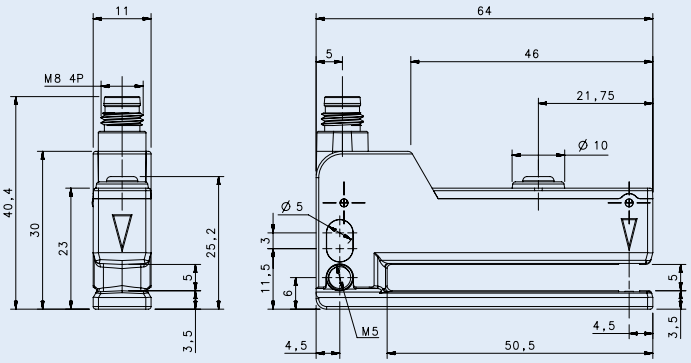

©ACDC Dynamics

PHOTOELECTRIC FORK SENSORS

Features

- Nominal Voltage: 10-30VDC
- Output Current: ≤200mA
- Housing Material: ZAMA/Glass
- Temperature Range: -10-60°C



SR31 Series Fork Sensors IP60 - Switching Frequency: 10kHz max

Code (Cable)	Function	Fork Width	Output
SR31	Fork Sensor: Infrared LED 950nm	30mm	NPN & PNP

Wiring Diagrams

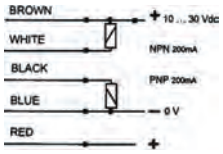

Light Mode

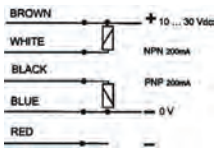

Dark Mode

Features

- Nominal Voltage 10-30VDC
- Output Current: ≤200mA
- Operating Mode: Light/Dark Set by Trimmer
- Housing Material: Gd-Zn Alloy
- Temperature Range: -10-60°C
- Sensitivity adjustment trimmer



30mm 50mm



80mm 120mm

SRF Series Ultimate Precision Fork Sensors IP67 - Switching Frequency: 1.5kHz

Code (M8)	Function	Fork Width	Output
SRF-30-5-P	Fork Sensor: Red LED 640nm	30mm	PNP NO/NC
SRF-30-5-N			NPN NO/NC
SRF-50-5-P	Fork Sensor: Red LED 640nm	50mm	PNP NO/NC
SRF-50-5-N			NPN NO/NC
SRF-80-5-P	Fork Sensor: Red LED 640nm	80mm	PNP NO/NC
SRF-80-5-N			NPN NO/NC
SRF-120-5-P	Fork Sensor: Red LED 640nm	120mm	PNP NO/NC
SRF-120-5-N			NPN NO/NC

M8 Connector

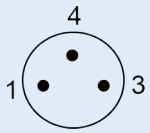

Wiring Diagrams

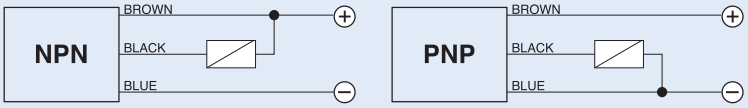

ULTRASONIC FORK SENSORS IP54

Features SRX-3 Series

- Switching speed/frequency:500Hz
- Supply Voltage: 10-30VDC
- Output Current: ≤250mA
- Max Tape Speed: 60m/min
- Detectable size: >2mm
- Tape size: >16mm
- Output LED
- Housing Material: Aluminium



SRX3 Series - Ultrasonic Slot Sensors for Transparent Label Detection

Code	Function	Slot Width	Output	Connector Type
SRX3-5-US-M12-PNH	Dynamic Teach-in with External Teach-in.	3mm	PNP/NPN	M12 Connector - 5Pin
SRX3-5-US-3-M12-PNH	Static Teach-in with External Teach-in.		PNP/NPN	
SRX3-6-US-M8-PH	Dynamic Teach-in with External Teach-in.	3mm	PNP	M8 Connector - 4Pin
SRX3-6-US-3-M8-PH	Static Teach-in with External Teach-in.		PNP	

M12 Connector - 5 Pin

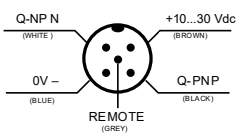

M8 Connector - 8 Pin

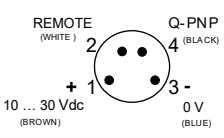

©ACDC Dynamics

WHILE STOCKS LAST

TIME OF FLIGHT LASER MEASUREMENT DISTANCE SENSORS IP67

S80 Series Time Of Flight Analogue Distance Sensors

Features

- Supply Voltage: 15-30VDC
- Serial Interface: RS485
- Output Current: ≤100mA
- Housing Material: Aluminium
- Temperature Range: -10-50°C
- Size: 90 x 73 x 34mm



Code	Function	Sensing Distance	Output	Connector Type
S80-MH-5-Y09-PPIZ	Distance Sensor: Red Laser 658nm	0.3-4m	2 x PNP + 4-20mA analogue	M12 8-Pole Connector
S80-MH-5-Y19-PPIZ	Distance Sensor: Red Laser 658nm	0.3-20.3m	2 x PNP + 4-20mA analogue	M12 8-Pole Connector
S80-MH-5-Y29-PPIZ	Distance Sensor: Red Laser 658nm	0.3-10.3m	2 x PNP + 4-20mA analogue	M12 8-Pole Connector

Wiring Diagrams

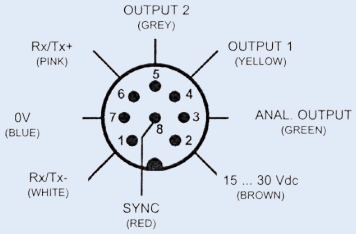

S81 Series Time Of Flight Analogue Distance Sensors

Features

- Supply Voltage: 24VDC+/-20%
- Output Current: ≤100mA
- Housing Material: ABS/PMMA
- Temperature Range: -0-50°C



Code	Function	Sensing Distance	Output	Connector Type
S81-PL-5-M03-PPC	Distance Sensor Background suppression: Red Laser 665nm	0.3-4m	2 x PNP + 1 x PNP Alarm	M12 5-pole connector
S81-PL-5-M03-NNC			2 x NPN + 1 x NPN Alarm	
S81-PL-5-Y03-PPV	Distance Sensor Background suppression: Red Laser 665nm	0.3-4m	2 x PNP + 0-10V Analogue	M12 5-pole connector
S81-PL-5-Y03-NNV			2 x NPN + 0-10V Analogue	
S81-PL-5-Y03-PPVK			2 x PNP + Scalable 0-10V Analogue	

Wiring Diagrams

S81-M

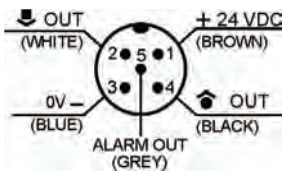

S81-Y

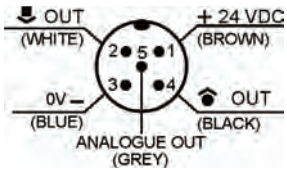

DC SENSOR READER

For M12 Connector, Cable & Terminal DC Sensors



Code	Description
ST-02	• PNP (sourcing) and NPN (sinking) Testing • M12-5-Pin Plug Input • Terminal Inputs • Two Output LED's • Battery Powered

©ACDC Dynamics

RHOMBERG PHOTOELECTRIC SENSORS

- Directly interfaces with **SC410/ SC411** Opto-electronic Control Unit
- Programmable for dark or light response
- Adjustable on and off response delay of 0-5 seconds



Opto - Proximity IP66

Code	Function	Sensing Distance	Output	Connector Type
RO2-5005P-NOMBC	Diffuse Proximity: Front Sensing	2m	PNP NO	Cable
RO2-2005P-NOMBC	Diffuse Proximity: Side Sensing			

Wiring Diagrams

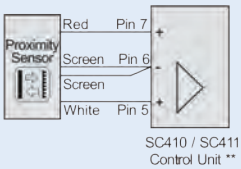

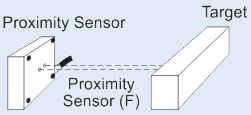

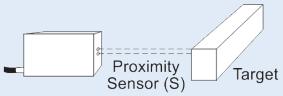

- Directly interfaces with **SC410/ SC411** Opto-electronic Control Unit
- Programmable for dark or light response
- Adjustable on and off response delay of 0-5 seconds
- Signal modulated beam to stop foreign light source interference
- Adjustable light intensity

Opto - Barrier Square IP66: Transmitter/Receiver Pair

Code	Function	Sensing Distance	Output	Connector Type
RO2-5010B-NOMBC	Through beam: Front sensing (Tx / Rx)	10m	PNP NO	Cable
RO2-2010B-NOMBC	Through beam: Side sensing (Tx / Rx)			

Opto - Barrier Square IP66: Components

Code	Function	Sensing Distance	Output	Connector Type
RO2-5010T-NOMBC	Through Beam Transmitter: Front sensing (Tx)	10m	PNP NO	Cable
RO2-5010R-NOMBC	Through Beam Receiver: Front sensing (Rx)			
RO2-2010T-NOMBC	Through Beam Receiver: Side sensing (Tx)	10m	PNP NO	Cable
RO2-2010R-NOMBC	Through Beam Receiver: Side sensing (Rx)			



Square



M12

M12 Opto - Barrier IP67 - Transmitter/Receiver Pair

Code	Function	Sensing Distance	Output	Connector Type
RO2-1210B-NOMTC	Through beam: Front sensing (Tx / Rx)	5m	PNP NO	Cable

Wiring Diagrams

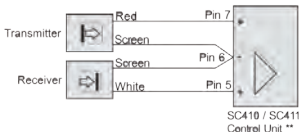

Cylindrical-Separate Parts (i.e. not Tx+Rx): (Compatible with SC410/SC411 Control Relay)

RO2-1210T-NOMTC	Through Beam Transmitter: Front sensing (Tx)	5m	PNP NO	Cable
RO2-1210R-NOMTC	Through Beam Receiver: Front sensing (Rx)			

Features

- Supply Voltage: 10-30VDC
- Output Current: ≤400mA
- Housing Material: ABS
- Temperature Range: 0-70°C
- Operating mode: Dark/Light



Opto - Slot Sensors IP67

Code	Function	Slot Width	Output	Connector Type
RO4-2003B-NOMBC	Slot Sensor: Infrared 910nm	3.5mm	PNP NO	Cable
RO4-2503B-NOMBC	Slot Sensor: Infrared 910nm (with remote sensitivity adjustment)			

Wiring Diagrams

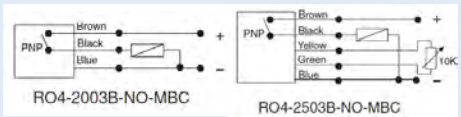

©ACDC Dynamics

ULTRASONIC SENSORS FOR MEASUREMENT AND INSPECTION IP67

M18 Tubular Ultrasonic Sensors - Ultrasonic Frequency: 300kHz

Features

- Supply Voltage: 10-30VDC
- Setting: Teach-in or Remote input
- Output LED
- Housing Material: Thermoplastic Polyester
- Operating Temp.: -25-55°C
- High precision detection of clear and transparent objects

Code	Housing Type	Sensing Distance	Output	Connector Type
US18-PA-5-N03-OH	AXIAL	30 - 300mm	NPN & PNP	M12 Connector - 5 Pole
US18-PA-5-N03-VH			Analogue (0-10VDC)	
US18-PA-5-N03-IH			Analogue (4-20mA)	
US18-PR-5-N03-OH	RADIAL	30 - 300mm	NPN & PNP	
US18-PR-5-N03-VH			Analogue (0-10 VDC)	
US18-PR-5-N03-IH			Analogue (4-20mA)	





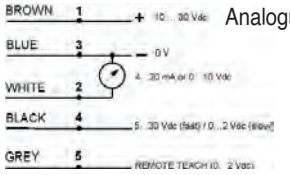



M30 Ultrasonic Sensors - Ultrasonic Frequency: 174/224kHz

Features

- Supply Voltage: 10-30VDC
- Output Current: ≤100mA
- Setting: Mode Push-button
- Output LED
- Housing Material: PBT
- Temperature: -40-70°C
- Colour independence and transparent object detection

Code	Housing Type	Sensing Distance	Output	Connector Type
US30-PR-5-N13-OH	RADIAL	100 - 1000mm	NPN & PNP	M12 Connector - 4 Pole
US30-PR-5-N13-VH			Analogue 0-10VDC)	
US30-PR-5-N13-IH			Analogue (4-20mA)	
US30-PR-5-N23-OH	RADIAL	200 - 2000mm	NPN & PNP	
US30-PR-5-N23-VH			Analogue (0-10 VDC)	
US30-PR-5-N23-IH			Analogue (4-20mA)	



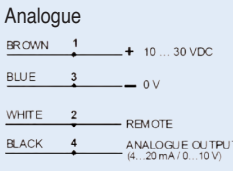

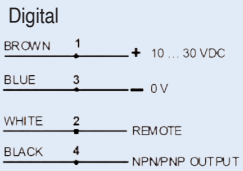

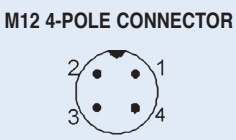

M50 Ultrasonic Sensors - Ultrasonic Frequency: 75kHz

Features

- Supply Voltage: 10-30VDC
- Setting: Teach-in/Analogue Push-button or Remote Teach-in
- Easy Teach-in & 3 Signalling LEDs
- Housing Material: ABS polycarbonate
- Temperature: -20-70 °C
- Ideal for long distance target detection in industrial applications.
- DIP SWITCH selectable Functions

Code	Type	Sensing Distance	Output	Connector Type
US50-PR-5-N43-OH	RADIAL	0.2 - 8.0m	NPN/PNP	M12 Connector - 5 Pole
US50-PR-5-N43-IVH	RADIAL		Analogue (0-10V/4-20mA)	



Digital Version

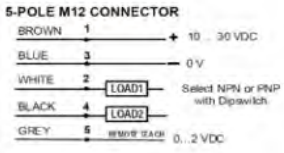

Analogue Version

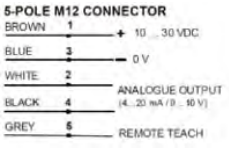

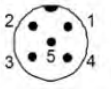

Accessories

Code	Type
ST-30SC	**US50** Mounting Bracket
ST-30MM	**US50** Stainless Steel Bracket

©ACDC Dynamics

DATALOGIC INCREMENTAL & ABSOLUTE OPTICAL ROTARY ENCODERS

Features

- Case Dimension: Ø40.5 x 34mm
- Supply Voltage: 5-30VDC
- Output Current: ≤40mA
- Output Circuit: Smart Push-Pull & Line Driver



Ø41mm Basic Line Incremental Rotary Encoders IP64 - Counting Frequency: 50kHz max

Type	Code	Shaft	Output Signals/ Code	Connection
Fixed Output Pulses	ENC41-H06-*-C15	Hollow shaft Ø6mm	AB0 and /A/B/0	Cable 1.5m
	ENC41-S06-*-C15	Solid shaft Ø6mm		

*Add Pulses/Revolution to code: **0100, 0360, 0500, 1000,1024, 2048, 4096**

Features

- Case Dimension: Ø58 x 54mm
- Supply Voltage: 5-30VDC
- Output Current: ≤70mA
- Output Circuit: Smart Push-Pull & Line Driver



Ø58mm Extended Line Incremental Rotary Encoders - Counting Frequency: 100kHz max

Type	Code	Shaft	Output Signals/ Code	Connection
Fixed Output Pulses	ENC58-H14-*-C15	Hollow shaft Ø14mm	AB0 and /A/B/0	Cable 1.5m
	ENC58-H14-*-M12			M12 connector
	ENC58-H14-*-M23			M23 connector
Programmable Output Pulse	ENC58-H14-PROG-M23			M23 connector
Fixed Output Pulses	ENC58-H15-*-C15	Hollow shaft Ø15mm	AB0 and /A/B/0	Cable 1.5m
	ENC58-H15-*-M12			M12 connector
	ENC58-H15-*-M23			M23 connector
Programmable Output Pulse	ENC58-H15-PROG-M23			M23 connector
Smart Push-Pull & Line Driver	ENC58-S06-*-C15	Solid shaft Ø6mm	AB0 and /A/B/0	Cable 1.5m
	ENC58-S06-*-M23			M23 connector
Fixed Output Pulses	ENC58-S10-*-C15	Solid shaft Ø10mm	AB0 and /A/B/0	Cable 1.5m
	ENC58-S10-*-M12			M12 connector
	ENC58-S10-**-M23			M23 connector
Programmable Output Pulse	ENC58-S10-PROG-M23			M23 connector

** Add Pulses/Revolution to code: **0500, 1000, 1024, 2000, 2048, 5000, 10000**

OUTPUT SIGNALS

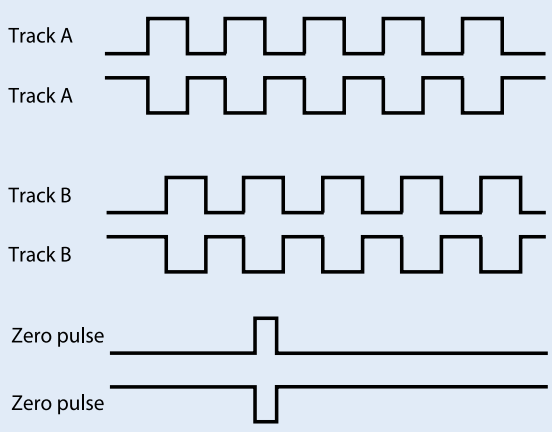

The incremental encoders supply A and B, 90° phase shifted signals, and their related complement outputs.

A single channel can provide the rotation speed only, whereas two phase shifted channels can give also the rotation direction and increase resolution.

The 0 index is used as reference mark for the "home" position.

©ACDC Dynamics

SSI & FIELDBUS ABSOLUTE OPTICAL ROTARY ENCODERS

Features

- Case Dimension: Ø58 x 48mm
- Supply Voltage: 7.5-34VDC
- Input Functions: Counting, Direction & Zero Setting / Preset



Ø58mm SSI Multi-turn Absolute Encoders IP65 - Counting Frequency: ≤220kHz

Output Circuit	Code	Shaft	Output Signals/ Code	Connection
SSI® (RS422) tree format	**AMT58-H15-13X12-C15**	Hollow shaft Ø15mm	Grey	Cable 1.5m
	AMT58-H15-13X12-M12			M12 connector
	AMT58-H15-13X12-M23			M23 connector
SSI® (RS422) tree format	**AMT58-S06-13X12-C15**	Solid shaft Ø06mm	Grey	Cable 1.5m
	AMT58-S06-13X12-M12			M12 connector
	AMT58-S06-13X12-M23			M23 connector
SSI® (RS422) tree format	**AMT58-S10-13X12-C15**	Solid shaft Ø10mm	Grey	Cable 1.5m
	AMT58-S10-13X12-M12			M12 connector
	AMT58-S10-13X12-M23			M23 connector

Resolution: 13 x 12 bit = up to 8192 CPR x 4096 turns

Features

- Case Dimension: Ø58 x 71mm
- Supply Voltage: 10-30VDC
- Input Functions: Counting, Direction & Zero Setting / Preset



Ø58mm Multi-turn with Integrated Fieldbus Absolute Encoders IP65 - Counting Frequency: ≤220kHz

Output Circuit	Code	Shaft	Output Signals/ Code	Connection
Canopen integrated	**AMT58-H15-13X12-CB**	Hollow shaft Ø15mm	-	M12 connector
Devicenet integrated	**AMT58-H15-13X12-DN**		-	
Ethercat integrated	**AMT58-H15-13X14-EC**		-	
Profibus integrate	**AMT58-H15-13X12-PB**		-	
Profinet integrated	**AMT58-H15-13X14-PN**		-	
Canopen integrated	**AMT58-S10-13X12-CB**	Solid shaft Ø10mm	-	M12 connector
Devicenet integrated	**AMT58-S10-13X12-DN**		-	
Ethercat integrated	**AMT58-S10-13X14-EC**		-	
Profibus integrate	**AMT58-S10-13X12-PB**		-	
Profinet integrated	**AMT58-S10-13X14-PN**		-	

Resolution: 16 x 14 Bit = 65536CPR x 16384 Turns

DATALOGIC ABSOLUTE OPTICAL ROTARY ENCODERS

Features

- Case Dimension: Ø58 x 48mm
- Supply Voltage: 7.5-34VDC
- Input Functions: Counting Direction & Zero Setting / Preset



Ø 58mm SSI Single-turn Absolute Rotary Encoders IP65 - Counting Frequency: >150kHz

Output Circuit	Code	Shaft	Output Signals/ Code	Connection
SSI® (RS422) tree format	**AST58-H15-13X01-C15**	Hollow shaft Ø15mm	Grey	Cable 1.5m
	AST58-H15-13X01-M12			M12 connector
	AST58-H15-13X01-M23			M23 connector
SSI® (RS422) tree format	**AST58-S06-13X01-C15**	Solid shaft Ø6mm	Grey	Cable 1.5m
	AST58-S06-13X01-M12			M12 connector
	AST58-S06-13X01-M23			M23 connector
SSI® (RS422) tree format	**AST58-S10-13X01-C15**	Solid shaft Ø10mm	Grey	Cable 1.5m
	AST58-S10-13X01-M12			M12 connector
	AST58-S10-13X01-M23			M23 connector

Resolution: 13 bit = up to 8192 count per revolution (CPR)

©ACDC Dynamics

SSI & FIELDBUS ABSOLUTE OPTICAL ROTARY ENCODERS

Features

- Case Dimension: Ø58 x 71mm depth (encoder+interface module)
- Supply Voltage: 10-30VDC
- Consumption: 2.2W

Note: Base supplied without Interface Module



Ø58mm Multi-Turn with Modular Absolute Encoder Base

Output Circuit	Code - Base	Shaft	Connection
Fieldbus interface module	**AMT58-H15-16x14-FBUS**	Hollow shaft Ø15mm	M12 connector
	AMT58-S06-16x14-FBUS	Solid shaft Ø6mm	
	AMT58-S10-16x14-FBUS	Solid shaft Ø10mm	

Resolution: 16 x 14 bit = up to 65536 CPR x 16384 turns

Accessories for Fieldbus Encoders

Code	Description
CN-M12-CB/DN-KIT	Canopen/ Devicenet 2 connectors kit
CN-M12-5P-5M-CB/DN-O	Canopen/ Devicenet output cable 5m
CN-M12-5P-5M-CB/DN-I	Canopen/ Devicenet input cable 5m
CN-M12-PBUS-KIT	Profibus 3 connectors kit
CN-M12-4P-5M-BUS-PS	Pbus/Ecat/Pnet power supply cable 5m
CN-M12-5P-5M-PBUS-I	Profibus input cable 5m
CN-M12-5P-5M-PBUS-O	Profibus output cable 5m
CN-M12-4P-5M-EC/PN-RJ	Ethercat/Profinet programming cable 5m
CN-M12-4P-5M-EC/PN-IO	Ethercat/Profinet input-output cable 5m
CN-M12-4P-00-EC/PN-IO	Ethercat/Profinet input-output plug

Fieldbus Interface Modules

Description	Code
CANopen interface module*	**AMT58-FBUS-CB**
Devicenet interface module*	**AMT58-FBUS-DN**
Profibus DP interface module*	**AMT58-FBUS-PB**

*The encoder base unit must be ordered with the **FIELDBUS** interface module.

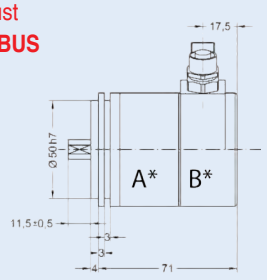

ACCESSORIES FOR ENCODERS

Aluminium and Plastic Couplings Ø6mm & Ø10mm

Code	FAC06-06	FBC06-06	FAC10-10	FBC10-10
Diameter	Ø6mm	Ø6mm	Ø10mm	Ø10mm

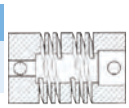

FAC06-06
FAC10-10



FBC06-06
FBC10-10

Encoder Reducing Sleeve

Code	RS15-06*
	* For 8 / 10 / 11 / 12mm use **08**, **10**, **11**, **12**

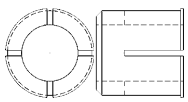

RS15-06*

Encoder Mounting Brackets for Ø58 Encoders

Code	ST-58-KIT	ST-58-BELL	ST-58-BRKT	ST-58-FLNG
Type	Fixing Clamps	Mounting Bell	L-Bracket	Flange

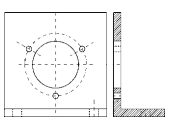

ST-58-BRKT

Cables & Connectors

Code	Description
CS-A1-06-U-05*	M12 8 Pin 5m cable
CN-M23^-12P-05*	M23 12 Pin 5m cable
CS-A1-06-B-NC	M12 8 Pin connector no cable
CN-M23-12P-00	M23 12 Pin connector no cable

^For Absolute Encoder Plug and Cable Add A / *For 10m Cable replace **05** with **10**



CS-A1-06-U-03*

Code	Description
OEK-4	Encoder Kit PNP 250PPR. Bracket, Spring and Wheel
IEP58-PROG-TOOL	Programming tool for **ENC58**
CN-M12-PROG-CABLE	M12 Cable for Programming Tool
CN-M23-PROG-CABLE	M12 Cable for Programming Tool
DWA*-5000	Draw Wire

*For integral encoder replace **A** with **I**



OEK-4



CN-M12



CN-M23



IEP58-PROG-TOOL



DWA*-5000

©ACDC Dynamics

INCREMENTAL ROTARY ENCODERS

Ø20mm Housing Incremental Rotary Encoders IP50



E20S2

Type	Code	Max. Response Frequency	Shaft	Supply Volts	Output Signals/ Phase
Voltage Output	**E20S2-*-3-V-R**	100KHz	Solid shaft Ø2 mm	12VDC	A, B, Z
NPN NO Output	**E20S2-*-3-N-R**	100KHz	Solid shaft Ø2mm	12VDC	A, B, Z
Line Driver Output	**E20S2-*-3-L-R**	100KHz	Solid shaft Ø2 mm	5VDC	A, Ā, B, B̄, Z, Z̄

* Add pulses/ revolution to code: **100, 200, 320, 360**

Ø40mm Housing Incremental Rotary Encoders IP50



E40S6

Type	Code	Max Response Frequency	Shaft	Supply Volts	Output Signals/ Phase
Totem Pole Output	**E40S6-*-3-1**	300kHz	Solid Ø6mm	12 -24VDC	A, B, Z
NPN NO Output	**E40S6-*-3-2**	300kHz	Solid Ø6mm	12 -24VDC	A, B, Z
Line Driver Output	**E40S6-*-6-L**	300kHz	Solid Ø6mm	5VDC	A, Ā, B, B̄, Z, Z̄

* Add pulses/ revolution to code: **100, 360, 500, 1000, 1024**

Ø50mm Housing Incremental Rotary Encoders IP50



E50S8

Type	Code	Max. Response Frequency	Shaft	Supply Volts	Output Signals/ Phase
Totem Pole Output	**E50S8-**-3-1**	300KHz	Solid Ø8mm	12 - 24 VDC	A, B, Z
NPN NO Output	**E50S8-**-3-2**	300KHz	Solid Ø8mm	12 - 24 VDC	A, B, Z
Line Driver Output	**E50S8-**-6-L**	300KHz	Solid Ø8mm	5 VDC	A, Ā, B, B̄, Z, Z̄

Add pulses/ revolution to code: **50, 100, 200, 250, 360, 1000, 1024, 1800, 2500, 3600

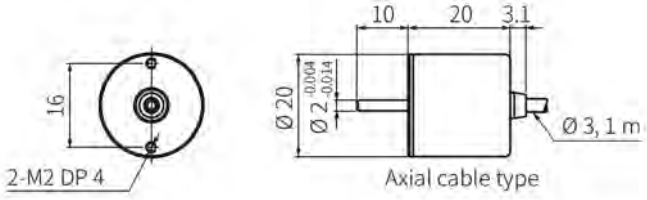

E20S2 Dimensions

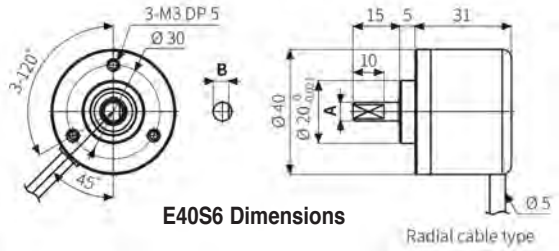

E40S6 Dimensions



Coupling

Coupling for Shaft Type

Code
E4DC-6/6
E5DC-8/8
E5DC-10/10"

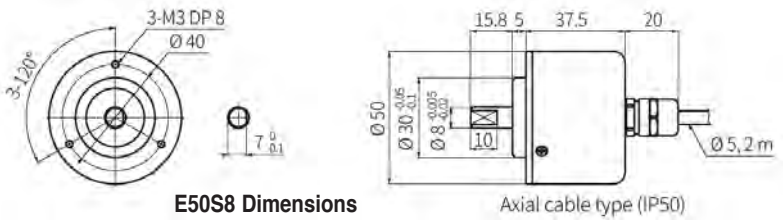

E50S8 Dimensions

©ACDC Dynamics

INCREMENTAL ROTARY ENCODERS

Ø40mm Housing Incremental Rotary Encoders IP50



Type	Code	Max. Response Frequency	Shaft	Supply Voltage	Output Signals/ Phase
Totem Pole Output	**E40H6-*-3-T-24**	300KHz	Hollow Ø6mm	12-24VDC	A, B, Z
NPN NO Output	**E40H6-*-3-N-24**			12-24VDC	A, B, Z
Line Driver Output	**E40H6-*-6-L-5**			5VDC	A, Ā, B, B̄, Z, Z̄
Totem Pole Output	**E40H8-*-3-T-24**	300KHz	Hollow Ø8mm	12-24VDC	A, B, Z
NPN NO Output	**E40H8-*-3-N-24**			12-24VDC	A, B, Z
Line Driver Output	**E40H8-*-6-L-5**			5VDC	A, Ā, B, B̄, Z, Z̄
Totem Pole Output	**E40H10-*-3-T-24**	300KHz	Hollow Ø10mm	12-24VDC	A, B, Z
NPN NO Output	**E40H10-*-3-N-24**			12-24VDC	A, B, Z
Line Driver Output	**E40H10-*-6-L-5**			5VDC	A, Ā, B, B̄, Z, Z̄
Totem Pole Output	**E40H12-*-3-T-24**	300KHz	Hollow Ø12mm	12-24VDC	A, B, Z
NPN NO Output	**E40H12-*-3-N-24**			12-24VDC	A, B, Z
Line Driver Output	**E40H12-*-6-L-5**			5VDC	A, Ā, B, B̄, Z, Z̄

* Add pulses/revolution to code: **20**, **50**, **75**, **100**, **125**, **150**, **200**, **250**, **360**, **500**, **1000**, **1024**, **1800**, **2048**, **2500**, **3600**, **5000**

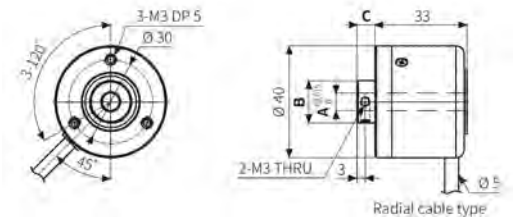

- Used to measure length or speed of continuously moving objects



Wheel Type Encoder

250mm Incremental Wheel Type Encoders IP50

Type	Code	Max. Response Frequency	Unit of Length/Pulse	Supply Volts	Pulse/Revolution
Totem Pole Output	**ENC-1-1-T-24**	180KHz	1mm	12 - 24 VDC	250 Pulses/Revolution
NPN NO Output	**ENC-1-1-N-24**				
Totem Pole Output	**ENC-1-2-T-24**	180KHz	1cm	12 - 24 VDC	25 Pulses/Revolution
NPN NO Output	**ENC-1-2-N-24**				
Totem Pole Output	**ENC-1-3-T-24**	180KHz	1m	12 - 24 VDC	1 Pulses/4 Revolution
NPN NO Output	**ENC-1-3-N-24**				

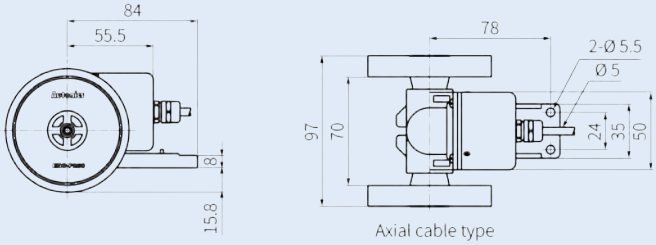

©ACDC Dynamics

SAFETY LIGHT CURTAINS & RELAYS IP65

Type 2 or 4	SG4 Finger and Hand Base		SG2 Hand Base	SG Body Compact Base	SG4 Body Big Reflector Base	SG2-B-50/SG2-B-90 Presence Base
• According to IEC61496-1 and IEC61496-2 • High reliability • Easy installation and alignment • Cost effective solution CE				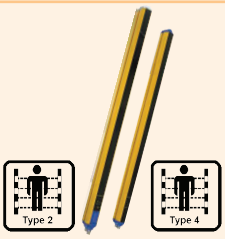	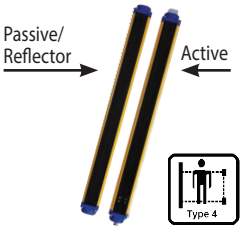	
Sensing Distance	6m	19m	19m	50m	Up to 8m	19m
Power Supply	24VDC		24VDC	24VDC	24VDC	24VDC
Resolution (mm)	14mm	30mm	30mm	500-800-900-1200mm	500-800-900-1200mm	50/90mm
Controlled Height	150-1800mm		150-1800mm			300-1800mm
Response Time	10-51ms	9-28ms	8-24ms	14-16ms	12ms	20-80ms (50 vers)
Output	2 x PNP transistors		2 x PNP transistors	2 x PNP transistors		2 x PNP
Connection	Rx: M12 8-Pole, Tx M12 4-Pole		Rx: M12 5-Pole Tx: M12 4-Pole	Rx: M12 8-Pole Tx: M12 4-Pole	2 x PNP transistors Active units: M12 8-Pole Passive units: non connected	Rx: M12 5-Pole Tx: M12 4-Pole
Profile (mm)	32 x 37		32 x 37	35 x 40	52 x 57	32 x 37
Device Function	Reset Test, Manual/Auto Restart selection, EDM selection			Dip-switches, present on the Receiver Guarantee rapid and safe device settings		Reset/Test/Auto Restart
Plus Functions			Test, Automatic Restart	Test, Manual/Auto Restart selection. EDM	Test, Manual/Auto Restart selection.EDM selection	

Controlled Height/Beams ^ ^Units with even longer controlled heights available on request.

150mm	SG4-14-015-OO-E	SG4-30-015-OO-E	SG2-30-015-OO-X	SG2**-S2-050-PP-E	Active	
300mm	SG4-14-030-OO-E	SG4-30-030-OO-E	SG2-30-030-OO-X	SG2**-S3-080-PP-E	SG4-RB2-050-OO-E	SG2-50*-030-OO-X
450mm	SG4-14-045-OO-E	SG4-30-045-OO-E	SG2-30-045-OO-X	SG2**-S4-090-PP-E	SG4-RB3-080-OO-E	SG2-50*-045-OO-X
600mm	SG4-14-060-OO-E	SG4-30-060-OO-E	SG2-30-060-OO-X	SG2**-S4-120-PP-E	SG4-RB4-090-OO-E	SG2-50*-060-OO-X
750mm	SG4-14-075-OO-E	SG4-30-075-OO-E	SG2-30-075-OO-X		SG4-RB4-120-OO-E	SG2-50*-075-OO-X
900mm	SG4-14-090-OO-E	SG4-30-090-OO-E	SG2-30-090-OO-X		Passive/Reflector	SG2-50*-090-OO-X
1050mm	SG4-14-105-OO-E	SG4-30-105-OO-E	SG2-30-105-OO-X		SG4-RDB2	SG2-50*-105-OO-X
1200mm	SG4-14-120-OO-E	SG4-30-120-OO-E	SG2-30-120-OO-X		SG4-RDB3	SG2-50*-120-OO-X
					SG4-RDB4-090	
					SG4-RDB4-120	

** For units with 90mm resolution replace 50 with 90 e.g.* **SG2-90-030-00-X**
*** For type 4 units replace 2 with 4 e.g* **SG4-S3-050-PP-E** *or* **SG4-L2-050-PP-W**

Safety Relays - Supply Volts 24VDC IP20



SG-BWS-T4 SG-BWS-T4-MT SE-SR2

Code	Compatability	Outputs	Type of Safety System	No. of Curtains
SE-SR2	All Safety Light Curtains	3 x NO, 1 x NC	Type 2 & 4	1
SG-BWS-T4	S5/SL5/S300 Single Beam Photocells	2 x PNP	Type 2 & 4	4 Single Beams
SG-BWS-T4-MT	All Safety Light Curtains S5/SL5/S300 Single Beam Photocells	2 x PNP	Type 2 & 4	2 Light Curtains & 4 Single Beams

Safety Photocells for Safety Relays IP67



S5/SL5

S300

Code	Function	Output	Connections	Distance
S5-5-G8-62-SG-ST2	Emitter Type 2	PNP	M12 4-Pole	0-8m
S5-5-F8-92-SG-ST2	Receiver Type 2	PNP	M12 4-Pole	0-8m
S5-5-G8-62-SG-ST4	Emitter Type 4	PNP	M12 4-Pole	0-8m
S5-5-F8-92-SG-ST4	Receiver Type 4	PNP	M12 4-Pole	0-8m
SL5-5-G-82-SG-ST4	Laser Emitter Type 4	PNP	M12 4-Pole	0-40m
SL5-5-F-92-SG-ST4	Laser Receiver Type 4	PNP	M12 4-Pole	0-40m
S300-PR-5-G00-EX-SG-ST2	Emitter Type 2	PNP NC	Terminal Block	0-50m
S300-PR-5-F00-OC-SG-ST2	Receiver Type 2	PNP NC	Terminal Block	0-50m
S300-PR-5-G00-EX-SG-ST4	Emitter Type 4	PNP NC	Terminal Block	0-40m
S300-PR-5-F00-OC-SG-ST4	Receiver Type 4	PNP NC	Terminal Block	0-40m

Cables

c/w M12 Connector



Axial

Code	Description	Code	Description
CS-A1-02-U-03	4 Pole 3m Cable	CS-A1-03-U-03	5 Pole 3m Cable
CS-A1-02-U-05	4 Pole 5m Cable	CS-A1-03-U-05	5 Pole 5m Cable
CS-A1-06-U-03	8 Pole 3m Cable	For complete range of safety light curtains and accessories, see Industrial Automation SFC	
CS-A1-06-U-05	8 Pole 5m Cable		

CAB-ETH-M01: M12 Ethernet Cable for connecting SG4 Dongle to PC

©ACDC Dynamics

AREA SENSORS / LIGHT GRIDS

Type DC **Areascan TM Series**	**AS1**		**DS1**		**DS2**	
					Serial RS485	**Ethernet**
• Nominal Voltage 24VDC *• Output PNP* *• Output Current 100mA max* *• Current Consumption TX 100mA Max* *• Current Consumption RX 40mA Max* *• Housing Matreial Black electro-painted aluminium*						
Sensing Area (Controlled Height)	100mm		100mm-300mm		150-1650mm	600-1650mm
Sensing Distance	2.1m	3m	2m	4m	0.3 - 10m	0.3 - 5mm
DC Supply Voltage	24VDC		24VDC		24VDC	
Output	PNP		PNP and Analog		PNP, 0-10V & RS485	PNP, 0-10V & Ethernet
Emission	IR LED 880nm		IR LED 880nm		IR LED 880nm	
Response Time	1,75ms. 2,75 - 8ms.		1-2, 75ms		5-90ms	
Resolution	Flat: 0,2 x 75mm. Cylindrical: @6mm		4mm-7mm		6mm(5m)/25mm(10m)	6mm
Output LED	Yellow Output - Green Power		Yellow Output - Green Power		Yellow Output - Green Power	
Connection	Rx: M12 5-Pole Tx: M12 4-Pole		Rx: M12 5-Pole Tx: M12 4-Pole		Rx: M12 8-Pole Tx: M12 4-Pole	
Dimensions (mm)	22 x 43 x 150		22 x 43 x (150-300)		35 x 40 x (256-1726)	

Wiring Diagrams

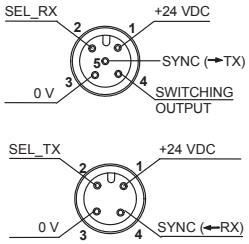

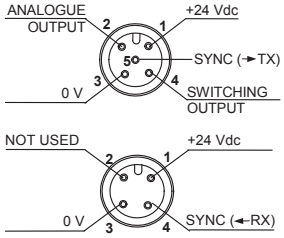

M12 CONNECTOR - SERIAL VERSION

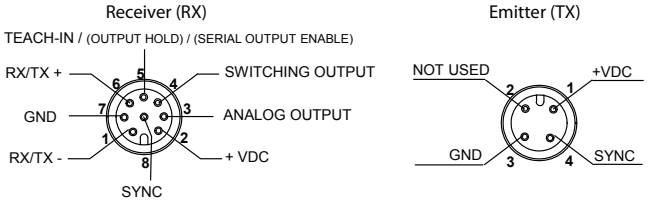

OUTPUT:

PNP High Resolution	**AS1-LD-HR-010-J***	**AS1-HD-HR-010-J**	-	-	-	-
PNP Standard Resolution	**AS1-LD-SR-010-J***	**AS1-HD-SR-010-J**	-	-	-	-
100mm (7mm resolution)	-	-	**DS1-LD-S**R-010-J^V**	**DS1-HD-SR-010-JV**	-	-
150mm (7mm resolution)	-	-	**DS1-LD-S**R-015-J^V**	**DS1-HD-SR-015-JV**	**DS2-05-07-015-JV**	-
300mm (7mm resolution)	-	-	**DS1-LD-SR-030-J^V**	**DS1-HD-SR-030-JV**	**DS2-05-07-030-JV**	-
450mm	-	-	-	-	**DS2-05-07^^-045-JV**	-
600mm	-	-	-	-	**DS2-05-07^^-060-JV**	**DS2-05-07-060-JE**
750mm	-	-	-	-	**DS2-05-07^^-075-JV**	**DS2-05-07-075-JE**
900mm	-	-	-	-	**DS2-05-07^^-090-JV**	**DS2-05-07-090-JE**
1050mm	-	-	-	-	**DS2-05-07-105-JV**	-
1200mm	-	-	-	-	**DS2-05-07-120-JV**	**DS2-05-07-120-JE**

** For units with trimmers replace **J** with **P** e.g. **AS1-LD-HR-010-P***

For units with **4mm** High resolution replace **S** with **H** e.g. **DS1-HR-010-JV

*^For units with adjustment trimmer replace **J** with **P** e.g. **DS1-SR-010-PV** (adjustment timmer only available in 7mm resolution units)*

*^^For units with 25mm resolution change **07** to **25** e.g. **DS2-05-25-045-JV***

DISTRIBUTION BOXES & CABLES



Distribution Boxes

Code	Description
Cable Type - 54 x 127mm	
DSTR8-5/4AZ-1205	5P 4 Wire 250VAC
DSTR8-5/4PA-1205	5P 4 Wire PNP 10-30VDC LED's
DSTR8-5/4NA-1205	5P 4 Wire NPN 10-30VDC LED's
Plug Type	
DLTR8-5/4NA-T12	5P 4 Wire NPN 10-30VDC LED's
DLTR8-5/4PA-T12	5P 4 Wire PNP 10-30VDC LED's
DM8C8-4/4PC-12705	M8 4P PNP 10-30VDC LED's

M23 Female Connectors for Plug Type Distribution Boxes

Code	Description
Z-FS12KAT5005	M23 12P Plug & 5m Cable

M12 Male to Female Cable Connectors

Code	Description
R-MS5TZU822+R-FS5TZU822	M12 5P Male to Female - Straight
R-MS5TZU822+R-FA5TZU822	M12 5P Male to Female - Right Angle

Micro Splitters with Cable - M12 Splitter with 2 x M12 plugs

Code	Description
U2-R4R-FS4KPV062	Male to Female Straight (PNP)
U2-R4R-FS4KZV062	Male to Female Straight
U2-R4R-FA4KPV062	Male to Female Right Angle (PNP)
U2-R4R-FA4KZV062	Male to Female Right Angle

Micro Splitters

Code	Description
U2-R5/4Z-R4	M12 5P Male - M12 4P Female
U2-R5/5Z-R5	M12 5P Male - M12 5P Female

©ACDC Dynamics

SENSOR CABLES & CONNECTORS

M8 Series



Straight



Right Angled

M12 Series



Straight



Right Angled

M8 PIN Assignment

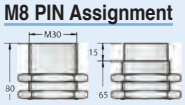

PIN	Wire Colour		
	3-Pole	4-Pole	5-Pole
1	Brown	Brown	Brown
2		White	White
3	Blue	Blue	Blue
4	Black	Black	Black
5			Grey

M12 PIN Assignment

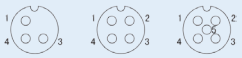

A-code,Female ,3,4,5pole

Poles	Angle	Cable Type	M8 Female Code	M12 Female Code
3-Pole	Straight	Non-Shielded	M8FS-3V*-3**	M12FS-3V*-3**
4-Pole	Straight	Non-Shielded	M8FS-4V*-3**	M12FS-4V*-3**
5-Pole	Straight	Non-Shielded		M12FS-5V*-3**
3-Pole	Straight	Shielded	M8FS-3V*-3**SH	M12FS-3V*-3**SH
4-Pole	Straight	Shielded	M8FS-4V*-3**SH	M12FS-4V*-3**SH
5-Pole	Straight	Shielded		M12FS-5V*-3**SH
3-Pole	Right Angled	Non-Shielded	M8FR-3V*-3**	M12FR-3V*-3**
4-Pole	Right Angled	Non-Shielded	M8FR-4V*-3**	M12FR-4V*-3**
5-Pole	Right Angled	Non-Shielded		M12FR-5V*-3**
3-Pole	Right Angled	Shielded		M12FR-3V*-3**SH
4-Pole	Right Angled	Shielded		M12FR-4V*-3**SH
5-Pole	Right Angled	Shielded		M12FR-5V*-3**SH

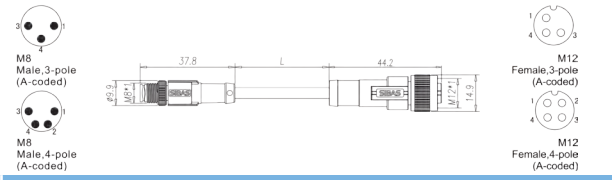

Poles	M8 Male Straight to M12 Female Straight
3-Pole	M8-3MS-3**-M12-3FS-V*
4-Pole	M8-4MS-3**-M12-4FS-V*
5-Pole	-

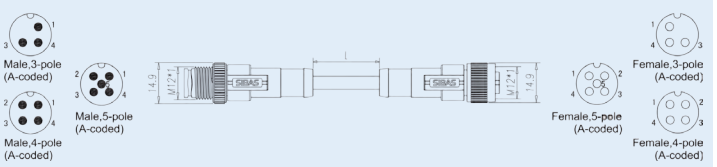

Poles	M12 Male Straight to M12 Female Straight
3-Pole	M12-3MS-3**-M12-3FS-V*
4-Pole	M12-4MS-3**-M12-4FS-V*
5-Pole	M12-5MS-3**-M12-5FS-V*

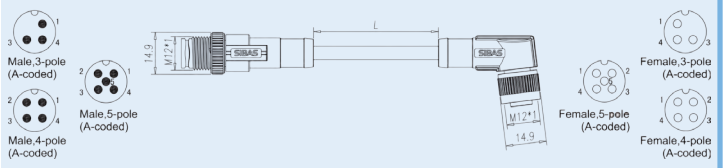

Poles	M12 Male Straight to M12 Female Right Angled
3-Pole	M12-3MS-3**M12-3FR-V*
4-Pole	M12-4MS-3**M12-4FR-V*
5-Pole	M12-5MS-3**M12-5FR-V*

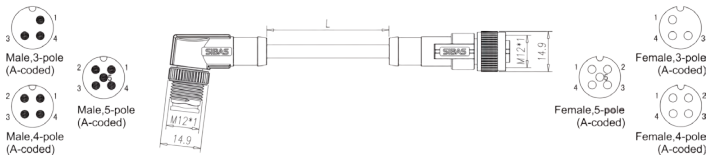

Poles	M12 Female Straight to M12 Male Right Angled
3-Pole	M12-3FS-3**M12-3MR-V*
4-Pole	M12-4FS-3**M12-4MR-V*
5-Pole	M12-5FS-3**M12-5MR-V*



Single Occupancy v Double Occupancy

Single Occupancy: Contains **one** signal 1...+24V, 3...0V, 4...I/O(A), 5...PE

Double Occupancy: Contains **two** signals 1...+24V, 2... I/O(B), 3...0V, 4...I/O(A), 5...PE

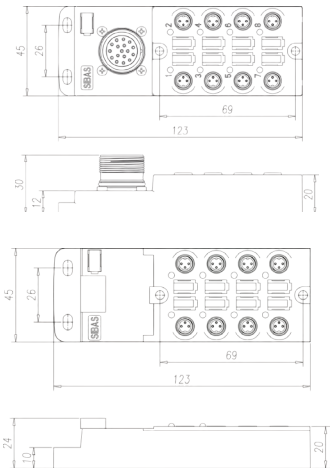

M8 PNP Sensor Actuator Boxes Single or Double Occupancy. Cable or M23 Plug Versions with LED's IP67

Poles	Cable Length	Ports	Code
3/4-Pole	5m	4	M8PSL-3†4P-5U^^
3/4-Pole	10m	4	M8PSL-3†4P-10U
3/4-Pole	5m	6	M8PSL-3†6P-5U^^
3/4-Pole	10m	6	M8PSL-3†6P-10U
3/4-Pole	5m	8	M8PSL-3†8P-5U^^
3/4-Pole	10m	8	M8PSL-3†8P-10U
3/4-Pole	5m	10	M8PSL-3†10P-5U^^
3/4-Pole	10m	10	M8PSL-3†10P-10U

* For PUR version cables replace **V** with **U** e.g. **M8FS-3U-3**
** For 1.5m, 5m or 10m Cable lengths replace **3** with **1.5**, **5** or **10** e.g. **M8F3-3V-5**
^^ For M23 plug types replace **U** with **M23** e.g. **M8PSL-34P-M23**
†For Double Occupancy Boxes, replace **PSL-3** with **PDL-4** e.g. **M8PDL-44P-5U^^**

Note: 4-Pole units are Double Occupancy Boxes



Single Occupancy v Double Occupancy

Single Occupancy: Contains **one** signal 1...+24V, 3...0V, I/O(B), 5...PE

Double Occupancy: Contains **two** signals 1...+24V, 2...I/O(B), 3...0V, 4...I/O(A), 5...PE

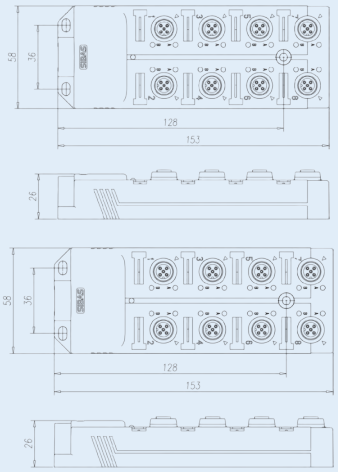

M12 PNP/NPN Sensor Actuator Boxes Single or Double Occupancy. Cable or M23 Plug Versions with LED's IP67

Poles	Cable Length	Ports	Code
5-Pole	5m	4	M12P†SL-54P-5U^^
5-Pole	10m	4	M12P†SL-54P-10U
5-Pole	5m	6	M12P†SL-56P-5U^^
5-Pole	10m	6	M12P†SL-56P-10U
5-Pole	5m	8	M12P†SL-58P-5U^^
5-Pole	10m	8	M12P†SL-58P-10U

^^ For M23 plug types replace **U** with **M23** e.g. **M12PSL-54P-M23**
For Double Occupancy Boxes, replace **S** with **D** e.g. **M12PDL-54P-5U**
† For NPN versions replace **P** with **N** e.g. **M12NSL-54P-M23**

©ACDC Dynamics

SENSOR CABLES & CONNECTORS

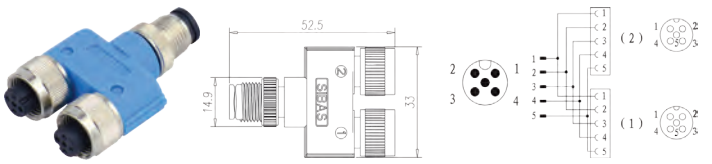

Poles	M12 Y Straight Distributor Connector IP67
3-Pole	M12MS-3M12-Y1
4-Pole	M12MS-4M12-Y1
5-Pole	M12MS-5M12-Y1

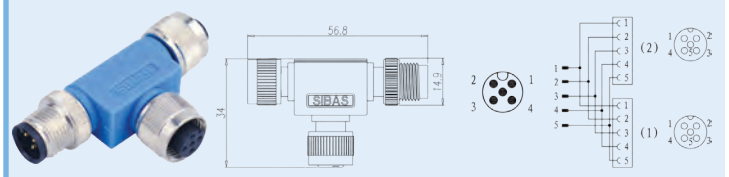

Poles	M12 T Straight Distributor Connector IP67
3-Pole	M12MS-3M12-T1
4-Pole	M12MS-4M12-T1
5-Pole	M12MS-5M12-T1

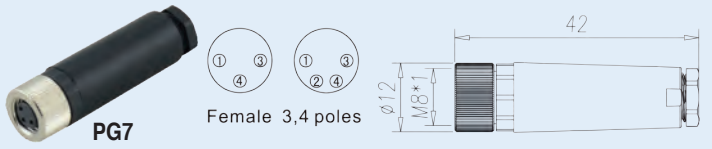

Poles	M8 Female Screw Connection Straight IP67
3-Pole	M8FS-3PG7-M
4-Pole	M8FS-4PG7-M

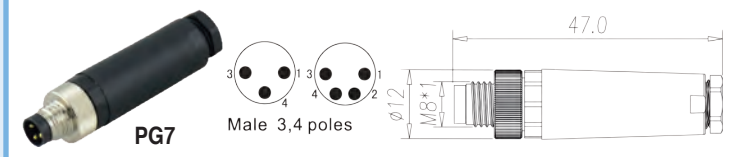

Poles	M8 Male Screw Connection Straight IP67
3-Pole	M8MS-3PG7-M
4-Pole	M8MS-4PG7-M

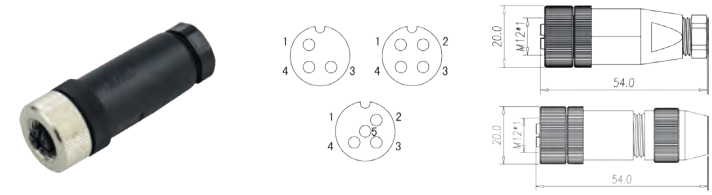

Poles	M12 Female Screw Connection Straight IP67
3-Pole	M12FS-3PG7-M^
4-Pole	M12FS-4PG7-M^
5-Pole	M12FS-5PG7-M^


Shielded

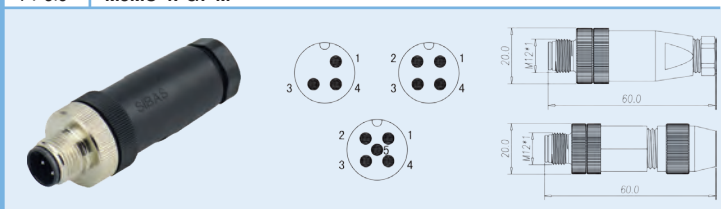

Poles	M12 Male Screw Connection Straight IP67
3-Pole	M12MS-3PG7-M^
4-Pole	M12MS-4PG7-M^
5-Pole	M12MS-5PG7-M^


Shielded

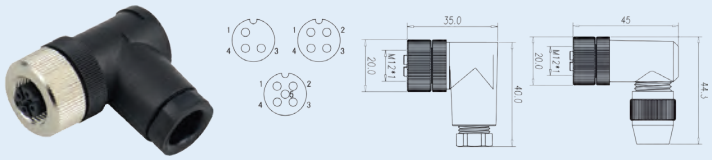

Poles	M12 Female Screw Connection Right Angled IP67
3-Pole	M12FR-3PG7-M^
4-Pole	M12FR-4PG7-M^
5-Pole	M12FR-5PG7-M^


Shielded

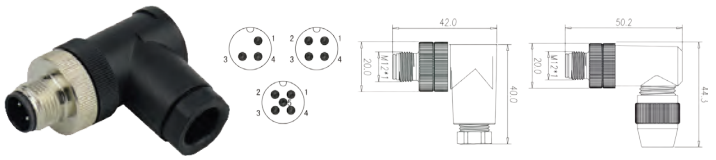

Poles	M12 Male Screw Connection Right Angled IP67
3-Pole	M12MR-3PG7-M^
4-Pole	M12MR-4PG7-M^
5-Pole	M12MR-5PG7-M^


Shielded

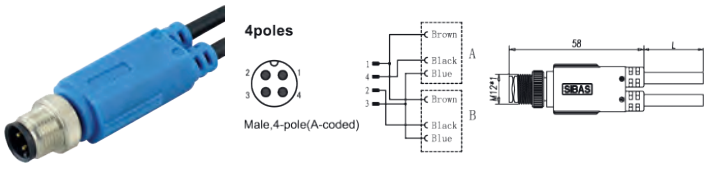

Poles	M12 Male Straight Y Connector IP67
3-Pole	-
4-Pole	M12Y-MS4-V*3**

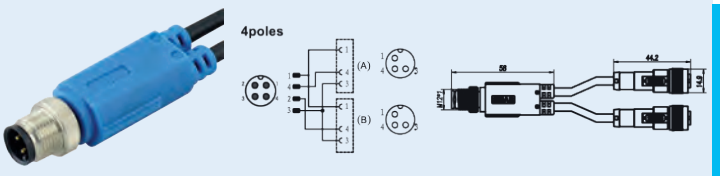

Poles	M12 Male Straight Y Connector IP67
3-Pole	-
4-Pole	M12Y-4MS3**-2M12-3FSV*

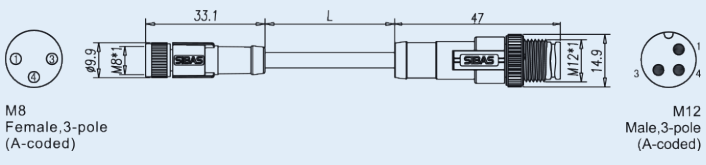

Poles	M8 Female Staright to M12 Male Straight IP67
3-Pole	M83FS-1.5**-M12-3MS-V*
4-Pole	M84FS-3**-M12-4MS-V*

^ For Shielded versions replace **M** with **SH** e.g. **M12FS-3PG7-SH**

Sensor Cable



WIR

Code	Description
WS-3	3 core x 0.34mm² grey cable, core colour ● ● ●
WS-4	4 core x 0.34mm² grey cable, core colour ● ○ ● ●
WS-5	5 core x 0.34mm² grey cable, core colour ● ○ ● ● ●

©ACDC Dynamics

CABLE & ACCESSORIES FOR PROXIMITY SWITCHES & SENSORS

Dimensions	Cable Length*		Code
Female connector and cable M12 Plug			
90° Version 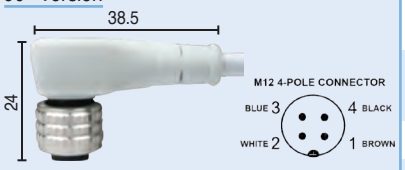	4 Pin 4 Wire	3m	CS-A2-02-G-03
		5m	CS-A2-02-G-05
	3 Pin 3 Wire	5m	CS-A2-11-G-05
	Connector with no cable		CS-A2-02-B-NC
Straight Version 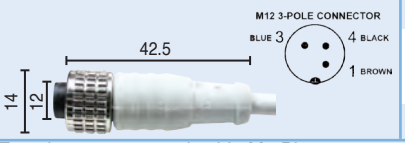	4 Pin 4 Wire	3m	CS-A1-02-G-03
		5m	CS-A1-02-G-05
	3 Pin 3 Wire	5m	CS-A1-01-G-05
	Connector with no cable		CS-A1-02-B-NC
Female connector and cable M8 Plug			
	4 Pin 4 Wire	3m	CS-B1-02-G-03
		5m	CS-B1-02-G-05
	3 Pin 3 Wire	3m	CS-B1-01-G-03
		5m	CS-B1-01-G-05

*10m versions available on request

Accessories for 90° Sensing

Code	DEV90	90° Adaptor

For use with M18 photo electric sensors



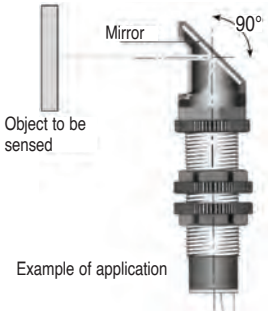

Nuts

M30*-NUTS/2
M18*-NUTS/2
M12*-NUTS/2
M8-NUTS/2
M5-NUTS/2



*For Plastic Type, add **P** to code

Reflectors

Code	R2	R5
	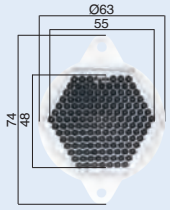	

Code	R4	DAC100
	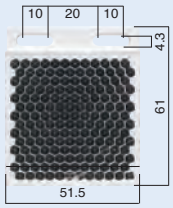	

Shutter for Emitter-Receiver Thru Beam

Accessory to sense small size object with emitter-receiver cylindrical barriers M18.

Code	P180TT	Shutter kit

Note: Each package contains three shutter disks.



Shutting Diam.	Min. Object to be Sensed	Distance Attenuation
⊙ 2mm	≥ 2mm	97%
⊙ 4mm	≥ 4mm	84%
◎ 8mm	≥ 8mm	54%

Note: The datum "Minimum object to be sensed" refers to the condition of shutter mounted on emitter/receiver.

Example of Application

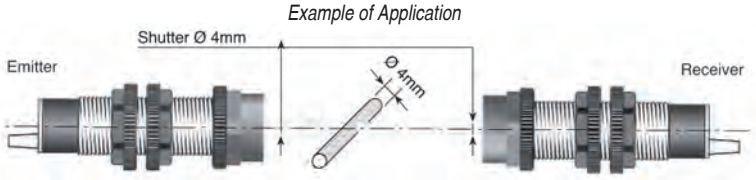

Mounting Brackets for Proximity Switches and Photo Sensors

(Stainless Steel)

						
Code	**ST1218**	**ST1830**	**ST-505**	**ST-5072**	**ST-5100**	**ST-5049**
Description	For M12 & M18	For M18 & M30	**100** and **S3Z** Mounting Bracket	**S8** Mounting Bracket	**S300-PR** Mounting Bracket	**SM-Series** Mounting Bracket
						
Code	**JOINT-62**	**JOINT-18**	**ST-5039**	**ST-504**	**ST-S3Z-M18**	
Description	Adjustable **S62** Mounting Bracket	**S5N** mounting support/ Adjustable **M18** Mounting Bracket	**S100** and **S3Z** Mounting Bracket	**S62** Mounting Bracket	M18 Threaded Adapter Nose for **S100** & **S3Z**	

©ACDC Dynamics



AUDIO & VISUAL ALARMS

16

Ensure prompt and effective alerting with our comprehensive Audio & Visual Alarms. Designed for diverse industrial and commercial environments, our alarm systems provide clear, unmistakable signals for emergencies and operational alerts. With advanced technology and robust construction, our audio and visual alarms guarantee reliability and rapid response, enhancing safety and communication in any setting.

NEW

WIFI / BLUETOOTH BASED AUDIO

Wifi based audio allows for total control of your listening experience, within the whole house or room based zoning. You can create a customised audio environment tailored to suit your requirements. The system is controlled via your smartphone / smart device / Wifi enabled PC using the free app SmartSonix. Supported audio formats: AAC LC/LTP, HE-ACCv1, HE-ACCv2, AMR-NB, AMR-WB, FLAC, MP3, Vorbis, PCM/WAVE

WIFI Connectivity
Each speaker can act as WiFi access point and can be easily configured

Hi-Fi Sound
Link a passive speaker for stereo sound

Multi-Room System
Stream the same or different music to different zones

Mobile Music
Wirelessly play the music stored on mobile phone or tablet

Online Music
Search and listen to free music via the app.

Airplay Function
Choose Airplay function and play music without the app

Internet Radio
Pre-loaded with TuneIn free radio station app

DLNA Function



Multi-Room
Play the same audio in different rooms



Multi-Channel
Play audio in to a single or group speakers together



Multi-User
Control the audio by different users



WiFi Speaker



Code	Cone Woofer	Dome Tweeter	RMS Power	Impedance	Frequency Response	Size (mm) (Ø x H)	Cutout (mm)	Weight (kg)	WiFi
WSP-6	6.5”	0.75”	60W	8Ω	65Hz - 20kHz	225 x 98	210	1,7	802.11b/g/n

The **WSP-6** is a 2-way ceiling speaker that incorporates the latest class D amplifiers and WiFi technology with extreme high quality audio performance. The **WSP-6** can be used as a single source speaker or can used in a Master / Slave configuration (for stereo L/R) by adding a passive speaker type **FLC-6**. Speakers supplied c/w magnetic grill. WiFi range ± 150m.

Bluetooth Speaker



Code	Cone Woofer	Dome Tweeter	RMS Power	Impedance	Frequency Response	Size (mm) (Ø x H)	Cutout (mm)	Weight (kg)	Bluetooth
FLC-6BT	6.5”	0.75”	60W	8Ω	65Hz - 20kHz	225 x 98	210	1,6	4,1

Similar in operation to the **WSP-6** the **FLC-6BT** is a 2-way ceiling speaker that offers Bluetooth streaming with high quality audio performance. The **FLC-6BT** can be used as a single source speaker or can be used in a Master/Slave configuration (for stereo L/R) by employing a passive speaker type **FLC-6**. Speakers supplied c/w magnetic face grill.

Passive Speaker



Code	Cone Woofer	Dome Tweeter	RMS Power	Impedance	Frequency Response	Size (mm) (Ø x H)	Cutout (mm)	Weight (kg)
FLC-6	6.5”	0.75”	60W	8Ω	60Hz - 20kHz	225 x 87	210	1,52

Use with **WSP-6** of **FLC-6BT** or as a standalone speaker

NEW

WIFI RECEIVER

Turn your existing speakers or home theatre system into a WiFi streaming system with excellent sound quality by simply plugging them into the **WSR-2** or WiFi audio stream from your smartphone/ tablet/laptop/PC. Compatible with Android and iOS. (Download the free app “SmartSonix” from the app stores)



Wifi Receiver

Code	WSR-2

- Wifi Connections, Airplay / DLNA / WiFi Direct (Miracast)
- Compatable streaming apps Spotify / Qplay / Deezer / Melon / TuneIn / etc.
- WiFi IEEE802.11b/g/n standard
- Synchronise and customise audio in multiple rooms.
- Multi-Channels play any tune to any single device or group devices
- Multiple users can control the audio source among different devices.
- Up to 12 speakers can be combined to same zone
- MP3 / WMA / AAC / AAC+ / ALAC / FLAC / APE / WAV formats
- Audio input connections 1 x 3.5mm Jack / 1 x RJ45
- Audio output connections 1 x 3.5mm Jack
- Power supply: 5VDC Micro USB
- Size(LxDxH): 116 x 95 x 22mm

©ACDC Dynamics

SPEAKERS



Standard 2-Way Speaker - Ceiling Mount

Frameless design, magnetic grill, Butyl rubber surround for improved bass performance

Code	Cone Woofer	Dome Tweeter	RMS Power (W)	Impedance	Frequency Response	Size (mm) (Ø x H)	Cutout (mm)	Weight (kg)
FLC-5E	5.25”	0.5”	35	8Ω	75Hz - 20kHz	Ø204 x 77	177	0,9
FLC-6E	6.5”	0.5”	40	8Ω	65Hz - 20kHz	Ø227 x 87	210	1,5
FLC-8E	8”	0.5”	50	8Ω	60Hz - 20kHz	Ø284 x 97	257	1,5



2-Way Speaker for PVA Systems - Ceiling Mount

Knob style 70V Transformer (Settings15, 10, 5, 2.5W)

Code	Cone Woofer	Dome Tweeter	RMS Power (W)	Impedance	Frequency Response	Size (mm) (Ø x H)	Cutout (mm)	Weight (kg)
FLC-5E-KT	5,25”	0.5”	35	8Ω	75Hz - 20kHz	Ø204 x 77	177	1,15
FLC-6E-KT	6.5”	0.5”	50	8Ω	65Hz - 20kHz	Ø227 x 87	210	1,4
FLC-8E-KT	8”	0.5”	60	8Ω	60Hz - 20kHz	Ø284 x 97	257	1,7



Hanging Pendant 2-Way Speaker

Knob Style 70V Transformer (Settings 32, 16, 8, 4, 2W) for PA Systems

No cutting, no holes, high ceilings no problem

Code	Cone Woofer	Dome Tweeter	RMS Power (W)	Impedance	Frequency Response	Size (mm) (Ø x H)	Weight (kg)
PS-6	6.5”	0.75”	80	8Ω	45Hz - 20kHz	Ø308 x 365	4,3



Outdoor 2-Way Wall Speaker IP56

170° Swivel Aluminium Grill and Bracket for Longetivity

Code	Cone Woofer	Dome Tweeter	RMS Power (W)	Impedance	Frequency Response	Size (mm) (W x D x H)	Weight (kg)
OWM-5E	5.25”	1”	60	8Ω	60Hz - 20kHz	190 x 256 x 225	2,5



Indoor 2-Way Wall Speaker

180° Swivel adjustment, Direct sound where you want it

Code	Cone Woofer	Dome Tweeter	RMS Power (W)	Impedance	Frequency Response	Size (mm) (W x D x H)	Weight (kg)
HYC-4	4”	0.5”	20	8Ω	90Hz - 18kHz	150 x 130 x 245	3,6
HYC-5	5.25”	0.5”	30	8Ω	75Hz - 18kHz	170 x 155 x 250	4,2
HYC-6	6.5”	1”	40	8Ω	70Hz - 20kHz	205 x 195 x 305	6,8



Garden Speaker 360° Sound IP56

Weather resistant ideal for Garden, Porch, Patio, Poolside.

Code	Cone Woofer	Dome Tweeter	RMS Power (W)	Impedance	Frequency Response	Size (mm) (Ø x H)	Weight (kg)
OGS-6	6.5”	1”	65	8Ω	55Hz - 20kHz	365 x 409	5

SPHERE CEILING SPEAKERS



White Plastic Sphere Ceiling Speakers

Code	Description	Watts RMS	Ohms	Input Line	Watts Adjustable
SPH-20	with 3m cable	20	8Ω	100V	2.5, 5, 10, 20
SPH-20WMT-W	with wall mount bracket	20	8Ω	70/100V	2.5, 5, 10, 20

These robust, yet elegantly attractive speakers are designed to give high quality sound reproduction and can be used in airports, churches, small theatres and other places of entertainment.

MEGAPHONE LOUDSPEAKERS



Megaphones

Code	Description	Watts RMS	Effective Distance	Power Source	Power Duration
GT-1225	Hand Grip / Shoulder Type	20	600m	10 x UM-2 (C) Dry Cell Batteries	± 7hrs
GT-125S	Hand Grip Type with Siren	20	600m	10 x UM-2 (C) Dry Cell Batteries	± 7hrs

©ACDC Dynamics

LOUDSPEAKERS



Horn Speakers

Code	Description	Watts RMS	Imp.	Input Line	Watts Adj.
KPH-200T-8	White ABS Horn Speaker	15W	8 OHM	–	–
KPH-210R	White ABS Horn Speaker	15W	8 OHM	–	–
PH-58	White ABS Horn Speaker	40W	8 OHM	–	–
PH-711	White ABS Horn Speaker	30W	8 OHM	–	–



Ceiling Speakers

Code	Description	Watts RMS	Imp.	Input Line	Watts Adj.
WS-631T	White Wall Flush/Ceiling Speaker with built-in Line Transformer 230Ø x 74mm	10W	5K, 2.5K 1667OHM	100V	2, 4, 6W
YX5-44T	White Ceiling Speaker, Max 10W 70-12KHz I Ø 245mm x 110mm	8W	8OHM	100V	-



Wall-Mount Speakers

Code	Description	Watts RMS	Imp.	Input Line	Watts Adj.
CS-667WT	White Wall Surface/Ceiling mount speaker with built-in line transformer 240 x 240 x 115mm	6W	5k, 2.5k, 1667OHM	100V	2, 4, 6W
G165-3	Wall Mount Box Speaker 275H x 200W x 105Dmm	3W	8 OHM	100V	5, 10, 20W
G165-9	Wall Mount Speaker max 10W	10W	8 OHM	100V	70-12KHz



PA Amplifiers

Code	Description	Watts RMS	Power Supply	Output
BAP-120	8A PA Booster Amplifier (19" Rack/Desk-top Mounting)	120W	115/230VAC 50/60Hz, 24VDC	100V, 70V, 8Ω
BAP-240	15A PA Booster Amplifier (19" Rack/Desk-top Mounting)	240W	115/230VAC 50/60Hz, 24VDC	100V, 70V, 8Ω
MIP-60E	4A PA Multi-zones Amplifier (19" Rack/Desk-top Mounting)	60W	115/230VAC 50/60Hz, 24VDC	100V, 70V, 8Ω
MIP-120E	8A PA Multi-zones Amplifier (19" Rack/Desk-top Mounting) 5 Channel + Master	120W	115/230VAC 50/60Hz, 24VDC	100V, 70V, 8Ω
DV-45PA	PA Amplifier 2 Mic + 1 Aux Input	30W	220VAC/12VDC	4, 8, 16 OHM (Without 100V)
DV-80PA	PA Amplifier 3 Mic + 2 Aux Input	60W	220VAC/1A 12VDC/10A	100V/4, 8, 16 OHM
DV-120PA	PA Amplifier 3 Mic + 2 Aux Input	120W	220VAC/1.5A 12VDC/10A	100V/4, 8, 16 OHM

©ACDC Dynamics

MICROPHONES & ACCESSORIES



VC-5093P / VC-5096P

Wall Mount Autoformer Volume Control

Code	Watts RMS	Power	Specifications
VC-5093P	6	100V	• Designed for Emergency announcements or paging • Mounting depth: 44mm • Works with 4 or 8 OHM Speakers • Material: Plastic front panel with plastic knob
VC-5096P	35	100V	

Communication Microphone

Code	CM-361VC
Polar Pattern	Uni-Directional
Frequency Response	100-10.000Hz
Impedance	600+30%
Sensitivity	-69dB+3dB
Cord Length	1.8m



With Volume Control

Audio Transformers



Code	Volts (V)	Power Rating	Impedance (Ω)
AUT100/5	100	5-2.5-1.25W	2K-4K-8K
AUT100/12	100	10-5-2.5W	1K-2K-4K

• Wide frequency response and low insertion loss

T1



Professional 2-Way Speaker System

Code	PRO-200AMP
Drivers	15" Woofer + 25mm Horn Tweeter
Frequency Range	40-20,000Hz
Power Supply	100-240VAC
Power Output	200W
Includes	MP3, FM, SD Card Input



Microphone

Table Top Stand

Code	MD-13

• Height extends from 41 to 54cm
• 5/8" x 27 thread
• Iron cast base
• Weight: 0.83kg



Microphone Clip

Code	MC0004

Plastic tiltable head Fixed with screw head for microphone stand.

Teller Main Control Unit

Code	MBI-05H (Pair with MBI-03)

Features
• Built-in mute function and headset function
• Priority conversation
• Hands-free communication
• Stainless Steel Casing
• Volume control for teller & customer
• Power Source: DC 12V
• Dimensions: 155(W) x 43(H) x 130(D)mm



Built-in headset and mute functions

Specifications for MBI-05H & MBI-10
• Power: DC12V 230mA
• Type: Condenser Mic
• MIC Hz: 100 - 16 000Hz
• Sensitive: -40 ± 2dB

Code	MBI-10 (Pair with MBI-11)



Features
• Full manual control
• Compact & slim design
• Stainless Steel Casing
• Built-in Aux output for P.A System
• Volume control for teller & customer
• Power Source: DC 12V
• Power light indicator
• OFF and TALK switch
• Dimensions: 75(W) x 40(H) x 96(D)mm

Spare Control Box

Code	MBI-10CBOX

Accessories - Customer Units / Speakers



Code	MBI-03 (Pair with MBI-05H)
3.5mm Stereo Phone Jack to suit MBI-05H	



Code	MBI-11 (Pair with MBI-10)
3.5mm Stereo Phone Jack to suit MBI-10	

DIGITAL UHF WIRELESS MICROPHONE

Dual Channel, True Diversity Wireless Microphone

- 32 channel with LCD display



Code	EW92KIT
Mode	Digital diversity
Sensitivity	<5dB @ S/N ≥ 110dB
Frequency	450-900MHz
Power	90~260VAC/DC 15V @ 400mA
Antenna	Receiver x 2
Display	LCD
Distance	100-180m

Kit Includes: UHF Dual Receiver, 2 x Antennas, 2 x Transmitter Microphones, 1 x AC Adaptor



Spare Microphone

Code	W101
RF Power Output	< 30mW
Volume Control	0~15 steps
Transmitting	Autoscan - PLL synthesized
Battery	9V
Duration	8hrs (continuous)
Modulation	±25KHz

©ACDC Dynamics

SMOKE / GAS / HEAT DETECTORS

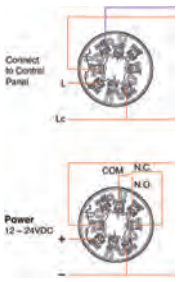

	Resettable Multi Purpose Smoke Detector		Resettable Multi Purpose Smoke & Heat Detector		Resettable Multi Purpose Smoke & Heat Detector		Resettable Fixed – Temp/Heat Detector 58°C		Photoelectric Smoke Detector (Independent Type)	
	(Relay output)		(Relay output)		(Relay output/Buzzer)				Used in Boats, Caravans, Computer Rooms & Homes	
Code – 2 Wire	**AH-0311-2**		**AH-0315-2**		**–**		**AH-0310-2**		**AHSS-871**	
Code – 4 Wire	**AH-0311-4** (Relay output)		**AH-0315-4** (Relay output)		**AH-0315-BPS**		**–**		**–**	
Rated Voltage	12-30VDC		12-30VDC		12VDC		12-30VDC		100-240VAC with 9V Battery or 9V Battery only (included)	
Alarm Current	30mA		30mA		80mA		30mA		Output Buzzer 90dB	
Standby Current	40μA		70μA		15mA		45μA		–	
Relay Current	1C/O:0.8A@30VDC, 0.5A@250VAC						–		–	
Temp. of Detection	–		58° C		58° C		58° C		–	
Building Height	4m	4-20m	4m	4-20m	4m	4-20m	4m	4-20m	4m	4-20m
Area Covered	150m²	75m²	150m²	75m²	150m²	75m²	30m²	75m²	150m²	75m²
Material	Fire-Proof Material									



AH-TEST

Accessories Detector Test Device c/w Gas Canister **AH-TEST**
Replacement Gas Canister **AH-CAN**

Features
- Applicable to testing of heat & smoke detectors.
- Extension pole is very flexible, it is extendable from 1.44m to 5m.
- With the movable function of test vessel, user can easily overcome the difficulty in reaching the detector during testing.
- The enclosed ignitor is generated by gas, it's temperature is adjustable and used for heat detectors.
- The smoke tester can spray about 500 times to test smoke detectors

FIRE DETECTION SYSTEM

Small fire detection system set for limited areas (small shops, houses,etc).
IP20



Kit Includes:
2 x detectors, call point, siren with beacon + battery **SY1270**

State of the art analogue address fire detection control panel, suitable for medium and large installations (hotels, malls, factories, etc). **IP30**





BSR-5036/A



BSR-2143

olympia electronics



BSR-6055/A
BSR-6060/A



BSR-8013/A
BSR-8019/A



BSR-2000



BSR-2142



BSR-5032
BSR-5032/WP



BSR-8018

Code	BS-1619 (kit)	BSR-2104
Description	Fire detection 2-zone	Analogue addressable fire detection 2 loops, 96-zone
Operating Voltage	220-240VAC/50-60Hz	220-240VAC/50-60Hz
Battery	12V/7Ah sealed **SY1270**	2 x 12V/7Ah sealed **SY1270**
Charging Circuit	13.8V/400mA	27.6V/600mA
Loop Circuit	–	24V/200mA
Siren Circuits	–	4 circuits 24V/500mA
Outputs	2 alarm relay output	Voltage (24V), 6 Relay, Fault, Alarm
Dimensions	325 x 240 x 80mm	480 x 410 x 154mm

Fire Alarm Devices/Accessories for BSR-2104

Code	Description	Code	Description
BSR-5036/A	Addressable fire detection call point	**BSR-5032/WP**	Waterproof fire alarm siren with beacon
BSR-6055/A	Addressable analogue optical smoke detector	**BSR-2142**	Thermal printer for **BSR-2104**
BSR-8013/A	Addressable conventional device driving unit	**BSR-8018**	Addressable input/output unit with AUX relay
BSR-8019/A	Addressable unit input with relay	**BSR-6060/A**	Heat of rise detector
BSR-5032	Addressable fire alarm with beacon	**BSR-2000**	Repeat panel
BSR-2143	Programming tool for **BSR-6055/A**	**SY1270**	Battery for panels 12V/7Ah

©ACDC Dynamics

AUDIBLE & VISUAL ALARMS AND DETECTORS

LED Red Flasher	LED Flasher & Alarm	Strobe & Siren	Fire Horn/Strobe
12VDC 100mA	12VDC 250mA 100dB	12VDC 250mA 100dB	24VDC 100mA 112dB
			
HC-901	**HC-902**	**HPE-106A**	**IM-86**



100mmØ



150mmØ
200mmØ

Bells – Red, 10 min duty cycle (not suitable for fire bells)

Voltage	4" 100mm	6" 150mm	8" 200mm
12VDC	**BL101**	**B15012DC**	**B20012DC**
24VDC	**BL102**	**B15024DC**	**B20024DC**
24VAC	**BL105**	**B15024**	**B20024**
115VAC	**BL103**	**B15110**	**B200110**
230VAC	**BL104**	**B15230**	**B200230**
dB @3m	90	95	95



150mmØ
200mmØ



HC-BB*

Fire Alarm Bells – Continuous rated

Voltage	4" 100mm	6" 150mm	8" 200mm
12VDC	**HC-4012**	**HC-6012**	**HC-1012**
24VDC	-	**HC-6024**	**HC-1024**
24VAC	-	–	–
115VAC	-	**HC-6120**	**HC-1120**
230VAC	-	**HC-6220**	**HC-1220**
dB @3m	90	96	96

*Weatherproof Box **IP65** for HC Bells only **HC-BB**

	Break Glass	Manual Call Point - Fire	Manual Call Point - Gas Release	Manual Call Point - Door Release
				
Code	**FD03**	**AH-0217-R**	**AH-0217-Y**	**AH-0217-GR**
Size (mm)	87 x 87 x 52	88 x 88 x 52	88 x 88 x 52	88 x 88 x 52
Spare Glass	**FD03-GLASS**	-	-	-

	Manual Call Point	Gas Detector	Household Gas Detector
			
Code	**AH-9717**	**AHG-982-12B**	**LH-83**
Size (mm)	140 x 45	120 x 70 x 35	120 x 70 x 40
	Power: 24VDC/30mA When button is pressed, the fire alarm signal is activated. Phone-jack and reset buttons behind cover.	**Power Type:** Control Panel, individual (110-230VAC adaptor) **Alarm Sound:** 85dB/m and above **Sensitivity:** 0.05-0.30% **Detection type:** natural gas & propane gas	**Power:** 230VAC 5W **Alarm Mode:** - flash & sound alarm - shut off gas valve - auto reset **Sensitivity:** 15% LEL **Detection Type:** Natural gas & LPG

©ACDC Dynamics

ELECTRONIC SOUNDERS & BEACONS



ASKARI-S*

Compact Electronic Sounders

Code	Operating Voltage Range	Rated Voltage	Max Current (mA)	Min Sound (dB@1mt)	IP Rating	Tone
ASKARI-S*	9-28VDC	28VDC	18mA	97 max	IP21	32 Tone

* Add colour to code: ● **R** *(Red)* or ○ **W** *(White)*



SOLISTA R



SOLISTA MAXI-*



MAINS-PB-*

Eagle LED Beacons IP33 9-60VDC Size: Ø93 x 53(H)mm (83mm high with powered base)

Code	Description
SOLISTA-R	• 2 Output Settings: 0.5cd or 1cd • 0,5Hz or 1Hz Flash Rate • Ultra Low Current: 3mA/5mA
SOLISTA MAXI-*	• 3 Output Settings: 0,5/1/3cd (user selectable) • 3 Modes: Single / Double flash and continuous (user selectable) • Sequence or synchronised flashing • Low current (3-15mA)

*Add colour to code: ● **R** *(Red)*, ● **A** *(Amber)*, ● **GN** *(Green)*, ○ **W** *(White)*

MAINS-PB-*	Powered base to convert beacon for use with 110/230VAC (Red/White)

*Add colour to code: ● **R** *(Red)*, ○ **W** *(White)*

Application





SQUASHNI-S

TOP CAP

Squashni Sounder

Suitable for use as a fixing base for most fire detectors or as a stand-alone sounder.

Code	Operating Voltage	Rated Voltage	Max Current	Min Sound (dB@1mt)	IP rating	Tone
SQUASHNI-S	18-28VDC	24VDC	4-5mA	90db	IP21	8

Accessories

Code	Description
SQUASHNI-C	Top cap (pack of 5) To complete sounder if used alone



FIRECAT

Firecat - Fire Sensor

Code	Description
FIRECAT	Multi function fire alarm sensor 10-16VDC, 0.5-14mA

Sensing options: Optical, Optical-heat, Heat rate rise, Heat fixed temp
Extremely versatile for use with 12VDC fire alarm systems. See page 336



Eagle Strobe Beacon 60 FPM IP54 (IP65 with deep base) Xenon Strobe

Dimensions: 93mm ø x 91(H)mm (121mm H with deep base)

Code	Colour	Volts
FA260R	Red ●	9-60VDC
FA260A	Amber ●	9-60VDC
FA260G	Green ●	9-60VDC
FA260C	Clear ○	9-60VDC

Features

- Light output: 10cd
- Flash frequency: 1Hz
- Current: 185-45mA (depending on voltage) 85mA @ 24VDC

Code	Description
MAINS-PB-*	Powered base to convert beacon for use with 110/230VAC

*Add colour to code: ● **R** *(Red)*, ○ **W** *(White)*



MAINS-PB-*



F107-20



EAGLE-DB-*



F505-20

Accessories for Assembly of Combinations IP65

Code	Description
MAINS-PB-*	Powered base to convert beacon for use with 110/230VAC
EAGLE-DB-*	Deep base
EAGLE-SB-*	Shallow base
F107-20	Nipple for connection of bases
F505-20/10	Locking rings for use with nipple (pack of 10)

* Add colour to code: ● **R** *(Red)* or ○ **W** *(White)*.

Combinations of any **EAGLE** sounders or beacons can be assembled using deep or shallow powered bases and these accessories. Order one nipple & two locking rings for each connection.

©ACDC Dynamics

ELECTRONIC SOUNDERS & BEACONS



MICRO RED



MICRO WHITE

Code		Operating Voltage Range	Rated Voltage	Max Current at Rated Voltage (mA)	Min Sound at Rated Voltage (dB@1mt)	IP Rating	Tone
MICRO RED	●	9-30VDC	12/24VDC	9mA	95	IP42	28 Tone
MICRO WHITE	○	9-30VDC	12/24VDC	9mA	95	IP42	28 Tone

The MICRO has an ultra low current, ideal for use with the limited power available from loop driven systems Ø102mm



AS262

EAGLE S1W

EAGLE S1

EAGLE S2/3
EAGLE S1-D



EAGLE SB1 12VDC

EAGLE SB2

EAGLE SB1/ SB3/ SB4/ SB5

Buzzers and Electronic Sounders

Panel Mounting 30mm Ø • Adjustable Volume • 3-Wire control to select sweeping or steady tone

AS262	●	9-28VDC	24VDC	18mA	102 max	IP65	2 Tone

EAGLE Electronic Sounders

- Adjustable volume
- 32 Tones selectable – 5 DIP switches (only 2 tones for SB1)
- 3-wire control to select 2-tones

Shallow Base 93mm Ø x 63mm H (mainly used for fire alarms)

EAGLE S1	●	9-28VDC	24VDC	18mA	106 max	IP54	32 Tone
EAGLE S1W	○	9-28VDC	24VDC	18mA	106 max	IP54	32 Tone

Deep Base 93mm Ø x 105mm H (for surface conduit entry)

EAGLE S1-D	●	18-28VDC	24VDC	18mA	116 max	IP65	32 Tone
EAGLE S2	●	110-230VAC	230VAC	35mA	116 max	IP65	32 Tone
EAGLE S3	●	110VDC	110VDC	30mA	116 max	IP65	32 Tone

Combination Electronic Sounder and Xenon Beacon (60FPM)

Deep Base 93mm Ø x 105mm H

EAGLE SB1 12VDC	●	9-15VDC	12VDC	111mA	111 max	IP65	32 Tone
EAGLE SB1	●	18-28VDC	24VDC	90mA	116 max	IP65	32 Tone
EAGLE SB2	●	110-230VAC	230VAC	60mA	101 max	IP65	32 Tone
EAGLE SB3	●	110-230VAC	230VAC	68mA		IP65	32 Tone

Combination Electronic Sounder and Red LED Beacon (60FPM)

Deep Base 93mm Ø x 110mm H

EAGLE SB4	●	9-30VDC	24VDC	19mA	101	IP44	2 Tone Beacon
EAGLE SB5	●	110-230VAC	230VAC	19mA	101	IP65	32 Tone



ASSERTA S1/S2

ASSERTA SB1/SB2

ASSERTA SB1-GO

Electronic Sounder - Size: 170mm x 170mm x155mm

ASSERTA S1	●	18-30VDC	24VDC	40mA	120	IP66	42 Tone
ASSERTA S2	●	110-230VAC	230VAC	70mA	120	IP66	42 Tone

Combination Electronic Sounder and Red XENON Beacon (60FPM)

Size: 168mm x 212mm x132mm

ASSERTA SB1	●	18-30VDC	24VDC	650mA	120	IP66	42 Tone Beacon
ASSERTA SB2	●	115-230VAC	230VAC	70mA	120	IP66	42 Tone Beacon
ASSERTA SB1-GO	●	9-28VAC	230VAC	70mA	120	IP66	42 Tone Beacon



MIDI S1/S2

MIDI SB1/SB2/SB3

Electronic Sounder - Size: 136mm x 136mm x132mm

MIDI S1	●	6-60VDC	24VDC	43mA	110	IP66	32 Tone
MIDI S2	●	115-230VAC	230VAC	22mA	110	IP66	32 Tone

Combination Electronic Sounder and Red XENON Beacon

Size: 165mm x 174mm x 132mm

MIDI SB1	●	115VAC	115VAC	40mA	110	IP66	32 Tone
MIDI SB2	●	230VAC	230VAC	35mA	110	IP66	32 Tone
MIDI SB3	●	9-60VDC	24VDC	230mA	100	IP66	32 Tone



SYMPNONI-AV

SYMPNONI-L/H

Symphoni Electronic Sounders

- Adjustable volume
- 2-tone selection by internal link for high output model

Size: Ø110mm x 95mm

SYMPHONI-L	●	12-30VDC	24VDC	5mA	100	IP21	3 Tone
SYMPHONI-H	●	9-28VDC	12/24VDC	240mA	120	IP42	32 Tone

Combination Electronic Sounder and LED Beacon

Size: 147mm x 106mm x 92mm

SYMPHONI-AV	●	9-28VDC	24VDC	30mA	100	IP21	6 Tone Beacon

©ACDC Dynamics

AUDIBLE & VISUAL ALARMS



ABS-80



BSP *30mm Ш mounting*



BANDIT



BF30
30mm Ø mounting

Auer Signal

22mm Ø



WE109



CT-BZ



CT-BZ-N



CT-BZ30



CT-BZ30-N

Auer Signal



WE382



WE118/119



B8S



B3S



B18R3



B19R3

Buzzers & Electronic Sounders

Code	Operating Voltage Range	Rated Voltage	Max Current at Rated Voltage (mA)	Min Sound at Rated Voltage (dB@30cm)	IP Rating	Tone
Signal Devices Fitting 30mm hole						
BSP-24VAC	21-26VAC	24VAC	22mA	80dB	IP55	Pulse
BSP-24VDC	4-29VDC	24VDC	22mA	80dB	IP55	Cont./Pulse
BSP-110AD	30-120VAC	110VAC	20mA	80dB	IP55	Pulse
BSP-220AD	60-250VAC	230VAC	10mA	80dB	IP55	Pulse
ABS-80	210-250VAC	230VAC	37mA	85dB	IP44	Buzzer
BF30 110VAC	100-120VAC	110VAC	37mA	85dB	IP44	Buzzer
BF30 230VAC	210-250VAC	230VAC	37mA	85dB	IP44	Buzzer
BANDIT-F1	10-30VDC	30VDC	25mA	105dB	IP55	Yodel
BANDIT-F2	110-220VAC	220VAC	20mA	105dB	IP55	Yodel
BANDIT-F3	24VAC	24VAC	40mA	105dB	IP55	Yodel
Signal Devices Fitting 22.5mm hole Ø 45mm						
WE109 24V	24VAC/DC	–	20mA	85-105dB	IP65	Cont/ Pulse
WE109 115V	115VAC	–	42mA	85-105dB	IP65	Cont/ Pulse
WE109 230V	230VAC	–	40mA	85-105dB	IP65	Cont/ Pulse
Signal Devices Fitting 22.5mm hole						
CT-BZ 12V	12VAC/DC	–	15mA	70dB	IP30	Buzzer
CT-BZ 24V	24VAC/DC	–	15mA	70dB	IP30	Buzzer
CT-BZ 230VAC	230VAC	–	15mA	70dB	IP30	Buzzer
CT-BZ-* 12V	12VAC/DC	–	20mA	70dB	IP30	LED/Buzzer
CT-BZ-* 24V	24VAC/DC	–	20mA	70dB	IP30	LED/Buzzer
CT-BZ-* 230VAC	230VAC	–	20mA	70dB	IP30	LED/Buzzer
Add colour to code: **N** ● (Red), **A** ● (Amber)						
Signal Devices Fitting 30mm hole x 40 mm depth						
CT-BZ30	24VAC/DC	–	16mA	70dB	IP30	Buzzer
CT-BZ30	230VAC/DC	–	16mA	70dB	IP30	Buzzer
CT-BZ30-N	24VAC/DC	–	16mA	70dB	IP30	LED/ Buzzer
CT-BZ30-N	230VAC/DC	–	16mA	70dB	IP30	LED/ Buzzer
Signal Devices Fitting 28mm hole						
WE118 24V	24VAC/DC	–	20mA	90dB	IP30	Cont
WE118 30-250VAC	30-250VAC	–	20mA	90dB	IP30	Cont
WE119 24V	24VAC/DC	–	20mA	90dB	IP30	Cont/Pulse
WE119 230VAC	230VAC	–	20mA	90dB	IP30	Cont/Pulse
All Purpose Installation Buzzer (fixing M3 thread) Ш 54.5 x 35.5mm depth						
WE382 12VDC	12VDC	–	150mA	90	IP30	Buzzer
WE382 24VDC	24VDC	–	70mA	90	IP30	Buzzer
WE382 115VAC	115VAC	–	15mA	90	IP30	Buzzer
WE382 230VAC	230VAC	–	15mA	90	IP30	Buzzer
B8S1120L	6-16VDC	12VDC	20mA	80	IP44	Buzzer
B3S3240L	1-28VDC	24VDC	20mA	100	IP44	Single
B3S120L	1-13VDC	12VDC	30mA	105	IP44	Single
B18R3120L	6-15VDC	12VDC	100mA	107	IP44	Siren
B18R3240L	16-28VDC	24VDC	100mA	107	IP44	Siren
B19R3120L	6-15VDC	12VDC	120mA	110	IP44	Siren
B19R3240L	16-28VDC	24VDC	120mA	110	IP44	Siren

©ACDC Dynamics

Hooter (Thermoplastic ABS Trumpet) High Power



Code	Voltage Range	Power Consumption	Min Sound at Rated Voltage (dB@1m)	Duty Cycle	IP Rating
HW36 12VAC	10-14VAC	5.3A	105dB	50%	IP45
HW36 24VAC	20-26VAC	2.7A	105dB	50%	IP45
HW36 48VAC	44-52VAC	1.7A	105dB	50%	IP45
HW36 110VAC	94-121VAC	0.5A	105dB	50%	IP45
HW36 230VAC	196-250VAC	0.3A	105dB	50%	IP45

Mini Hooter – ABS Grey

Auer Signal



KLH710 24VAC	24VAC	190mA	92dB	100%	IP43
KLH710 24VDC	24VDC	70mA	92dB	100%	IP43
KLH710 110VAC	110VAC	15mA	92dB	100%	IP43
KLH710 230VAC	230VAC	15mA	92dB	100%	IP43

Marine Horn - very loud

Auer Signal



HW571 24VDC	24VDC	600mA	108dB	100%	IP65
HW571 230VAC	230VAC	110mA	108dB	100%	IP65

Membrane galvanised and epoxy powder coated, screws A4 with isolation, and rubber washers for mounting avoiding galvanic corrosion, additional membrane sealing, aluminium-die cast epoxy-powder coated RAL 7000 / 7015 housing.

Mini Horn

Auer Signal



KDH710 12VDC	12VDC	120mA	92dB	100%	IP43
KDH710 24VDC	24VDC	60mA	92dB	100%	IP43
KDH710 110VAC	110VAC	20mA	92dB	100%	IP43
KDH710 230VAC	230VAC	15mA	92dB	100%	IP43

Mini Horn for Lifts

KDHL-6VDC	6VDC	65mA	83	100%	IP43
KDHL-12VDC	12VDC	33mA	83	100%	IP43

Hooter and Xenon Strobe Combo – ABS Grey

Auer Signal



KLF710-* 110VAC	94-120VAC	0.04A	92	100%	IP43
KLF710-* 230VAC	196-250VAC	0.025A	92	100%	IP43
KLF710-* 12VDC	10-14VDC	0.3A	92	100%	IP43
KLF710-* 24VDC	20-28VDC	0.17A	92	100%	IP43

*Add colour: ● **R** *(Red)*, ● **A** *(Amber)*, ● **G** *(Green)*
Note: Green 12VDC & 110VAC only on order ex-indent and based on MOQ.

Phone Ringer Module

For Standard 2 Wire Analogue Phones Only



HW-SHTR001

Electronic module for external ringer using **KLH710** 230VAC hooter or any other electronic siren

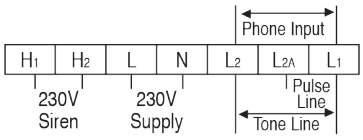

Telephone Electronic Sounder

For Standard 2 Wire Analogue Phones Only



BS-500



BS-505

Code	Type	Supply Voltage	Consum-ption	Dimensions	Sound Output@1m	IP Rating
BS-500	Sounder	230VAC	6W	92Ø x 98mm	80-105dB	IP20
BS-505	Sounder + Beacon	-	6W	205 x 100 x 57mm	80-105dB (Adj)	IP20

- Connected in parallel with the telephone
- No need for additional relays
- Adjustable volume control
- Supplied c/w mounting bracket

©ACDC Dynamics

MOTOR DRIVEN SIRENS


BAN

Code	Operating Voltage Range	Frequency (Hz)	Max Current at Rated Volts	Audible Range *	Min Sound at Rated Voltage (dB@1m)	Duty Cycle	IP Rating
Economy Motor Driven Sirens							
BAN-250 110V	110VAC	1400	0,8A	250m	100	15min	IP44
BAN-250 230V	230VAC	1400	0.4A	250m	100	15min	IP44
Motor Driven Sirens (ABS/ F.V, Nylon)							
MINIWATT/S 12V	12VAC/DC	1000	0.83A	300-500m	98	15min	IP44
MINIWATT/S 24V	24VAC/DC	1000	0.41A	300-500m	98	15min	IP44
MINIWATT 115V	115VAC/DC	1500	0.30A	300-500m	103	15min	IP44
MINIWATT 230V	230VAC/DC	1500	0.45A	300-500m	103	15min	IP44
MS-6-95 12VDC	12VDC	1300	3.35A	500 -1000m	112	15min	IP44
MS-6-95 24V	24VAC/DC	1300	1.6A	500 -1000m	112	15min	IP44
MS-6-95 110V	110VAC/DC	1300	0.48A	500 -1000m	112	15min	IP44
MS-6-95 230V	230VAC/DC	1300	0.26A	500 -1000m	112	15min	IP44
Motor Driven Sirens (Die-cast Aluminium)							
MS1-45 230V	230VAC/DC	1300	0.32	500m	112	15min	IP44
MS1-45 110V	115VAC/DC	1300	0.56	500m	112	15min	IP44
MS1-45 24V	24VAC/DC	1300	1.85	500m	112	15min	IP44
MS1-45 12VDC	12VDC	1300	3.75	500m	112	15min	IP44
MS2-114 230V	230VAC/DC	650	0.9	1000m	114	15min	IP44
MS2-114 110V	115VAC/DC	650	1.6	1000m	114	15min	IP44
MS2-114 24V	24VAC/DC	650	5.9	1000m	114	15min	IP44
MS2-114 12V	12VAC/DC	650	11.7	1000m	114	15min	IP44
For Marine Use (Die-cast aluminium)							
MS2-114C 24V	24VAC/DC	650	5.9	1000m	114	15min	IP44
MS2-114C 12V	12VAC/DC	650	11.7	1000m	114	15min	IP44
With Cap for Outdoor Mounting (Die-cast aluminium with ABS base)							
MS2-115 230V	230VAC/DC	650	0.9	1000m	114	15min	IP44
MS2-115 110V	115VAC/DC	650	1.6	1000m	114	15min	IP44
MS2-115 24V	24VAC/DC	650	5.9	1000m	114	15min	IP44
MS2-115 12V	12VAC/DC	650	11.7	1000m	114	15min	IP44

LA SONORA® s.n.c.


MINIWATT/S


MINIWATT


MS-6-95


MS1-45


MS2-114


MS2-115

* In Still Air on Open Field

SIRENCO AIR HORNS

sirenco





Blaster - A multi-purpose audible signal device, used for personal protection or sporting activities and as a back up alarm for industry, shopping centres and other public places. Supplied with 1 x gas canister.

Code	Noise	No. of Short Blasts	Canister Size	Weight	Spare Canister
BLASTER04	115Db	20	40ml	80g	SSSCN18
BLASTER02	115Db	50	100ml	160g	SSSCN20
BLASTER03	127Db	60	135ml	244g	SSSCN19
BLASTER01	127Db	120	300ml	444g	SSSCN21

Accessories

Code	Description
SSSCN22	Blaster wall mounting box with lid 290H x 150W x 130Dmm


SSAH370


SSAH660

Sirenco Air Horns IP44 Robust aluminium sirens with 100% duty cycle air operated motors. Designed to withstand harsh environments. Meets the warning needs of S.A. Transport, Marine and industrial applications where air pressure of 7bar or between 350-1000Kpa is available.

Code	Motor	Sound	Frequency	Range	Weight	Size (mm)
SSAH370	Air Driven	138dB at 1m	370Hz	3000m	2.8kg	330 x 205 x 180
SSAH660	Air Driven	138dB at 1m	660Hz	3000m	2.4kg	180 x 210 x 150

©ACDC Dynamics

SIRENCO MANUAL & MOTOR DRIVEN SIRENS





Code	Type / Model	Operating Voltage Range	Fre-quency (Hz)	Max Current at Rated Volts	Audible Range *	Min Sound at Rated Voltage (dB@1m)	Duty Cycle	IP Rating
Sirenco Hand Operated Sirens								
H150	H150	–	500	–	1000m	112	100%	IP44
H200	H200	–	500	–	2000m	120	100%	IP44
H200 Two Tone Siren selectable								
Plastic Housing Motor Driven Sirens							**† Duty Cycle 5min On - 15min Off**	
500SA 12V	500SL	12VAC/DC	1400	10.6A	500m	107	†	IP45
500SA 24V	500SL	24VAC/DC	1400	7.5A	500m	107	†	IP45
500SA 115V	500SL	115VAC/DC	1400	1.0A	500m	107	†	IP45
500SA 230V	500SL	230VAC/DC	1400	0.7A	500m	107	†	IP45
1000SA 12V	1000SL	12VAC/DC	1400	10.6A	1000m	114	100%	IP45
1000SA 24V	1000SL	24VAC/DC	1400	7.5A	1000m	114	100%	IP45
1000SA 115V	1000SL	115VAC/DC	1400	1.0A	1000m	114	100%	IP45
1000SA 230V	1000SL	230VAC/DC	1400	0.7A	1000m	114	100%	IP45
Sirenco Long Range Motor Driven Sirens - Aluminium Housing							**Duty Cycle Continuous**	
1500S 110V	1500S	110VAC/DC	660	2.2A	1500m	122	100%	IP65
1500S 230V	1500S	230VAC/DC	660	1.8A	1500m	122	100%	IP65
2000D 110V	2D	110VAC/DC	370/660	2.2A	2000m	121	100%	IP65
2000D 230V	2D	230VAC/DC	370/660	1.8A	2000m	121	100%	IP65
3000S 230V	3LF	230VAC	560	9.0A	3000m	125	100%	IP55
3000S 400V	3LF	400VAC	560	1.1kW	3000m	125	100%	IP55
3000S 525V	3LF	525VAC	560	1.1kW	3000m	125	100%	IP55
5000S 230V	5S	230VAC	560	2.2kW	5000m	130	100%	IP55
5000S 400V	5S	400VAC	560	2.2kW	5000m	130	100%	IP55
5000S 525V	5S	525VAC	560	2.2kW	5000m	130	100%	IP55
10000D 400V	10S	400VAC	560	4kW	10km	140	100%	IP55
10000D 525V	10S	525VAC	560	4kW	10km	140	100%	IP55
15000D 400V	15D	400VAC	480/560	7.5kW	15km	145	100%	IP55
15000D 525V	15D	525VAC	480/560	7.5kW	15km	145	100%	IP55

BANSHEE MOTOR DRIVEN SIRENS



Motor Driven Sirens - Aluminium Housing — **Duty Cycle Continuous**

Code	Type / Model	Operating Voltage Range	Freq. (Hz)	Max Current at Rated Volts	Audible Range	Min Sound at Rated Voltage (dB@1m)	Duty Cycle	IP Rating
MONOS* 12V	Mono S	12VAC/DC	950-1200	15A	1000m	123	100%	IP65
MONOS* 24V	Mono S	24VAC/DC	950-1200	10.6A	1000m	123	100%	IP65
MONOS* 110V	Mono S	110VAC/DC	950-1200	1.5A	1000m	123	100%	IP65
MONOS* 230V	Mono S	230VAC/DC	950-1200	0.8A	1000m	123	100%	IP65
DUPLOS* 110V	Duplo S	110VAC/DC	1600	1.5A	1500m	127	100%	IP65
DUPLOS* 230V	Duplo S	230VAC/DC	1600	0.8A	1500m	127	100%	IP65

***** For combination with either Xenon tube or LED: Add **/L** for LED

Add colour of beacon: ● **/R** *(Red)*, ● **/A** *(Amber)*, ● **/G** *(Green)*, ● **/B** *(Blue)*

* In Still Air on Open Field

©ACDC Dynamics

MARINE ELECTRONIC SOUNDERS & BEACONS



Marine LED Beacons (60FPM) - Deep Base 93mm Ø x 83mm H

Code	Operating Voltage Range	Rated Voltage	Max Current at Rated Voltage (mA)	Min Sound at Rated Voltage (dB@1mt)	IP Rating	Tone
SOLISTA-MB1 ●	10-60VDC	24VDC	3-15mA	-	IP33	-

- 3 Output Settings: 0,5/1/3cd (user selectable)
- 3 Modes: Single / Double flash and continuous (user selectable)
- Sequence or synchronised flashing
- Low current (3-15mA)

VOICE SOUNDERS



SYMPHONI-AV-W



SYMPHONI-AV-R



SYMPHONI-AV-WP-R



SYMPHONI-VOICE-W

Symphoni Voice Sounder & Beacon Combination

Code	Volts	IP Rating	Colour	Flash Colour
SYMPHONI-AV-R	12-28VDC	IP21C	Red	Red
SYMPHONI-AV-W	12-28VDC	IP21C	White	White

Symphoni Voice Weatherproof Sounder & Beacon Combination

Code	Volts	IP Rating	Colour	Flash Colour
SYMPHONI-AV-WP-R	12-28VDC	IP66	Red	Red
SYMPHONI-AV-WP-W	12-28VDC	IP66	White	White

- 15 - 30 mA Current consumption
- Sound Output 87-96dB
- Voice Message: 3 standard
- Flash Rate:1Hz
- Tones: 7 user selectable + No tone option (Tone Dependant)

Symphoni Voice Sounder

Code	Volts	IP	Colour
SYMPHONI-VOICE-R	9-60VDC	IP21	Red
SYMPHONI-VOICE-W	9-60VDC	IP21	White
SYMPHONI-VOICE-WP-R	9-60VDC	IP66	Red

Standard Message

1) *In the interest of safety, please evacuate the building now*
2) *In the interest of safety, please evacuate the building now*
3) *Fire, fire, please leave the building! Fire, fire, please leave the building!*

Features

- Low current consumption: 8mA max
- Tones:7 user selectable + No tone option
- Voice Message: 3 Standard
- Sound Output 87-96dB - Tone dependant

Alarm Pattern

Tone, pause, message, pause, tone, pause, message....

HALF DOME 90 SIGNAL TOWER IP65

Visual-Audible LED signal towers in half-dome design. Slim design for optimal integration in many applications. Suitable for indoor or outdoor use, mounted vertically or horizontally. Lens optics and reflective coating allow optimal signalling and visibillity (180˚ viewing angle).

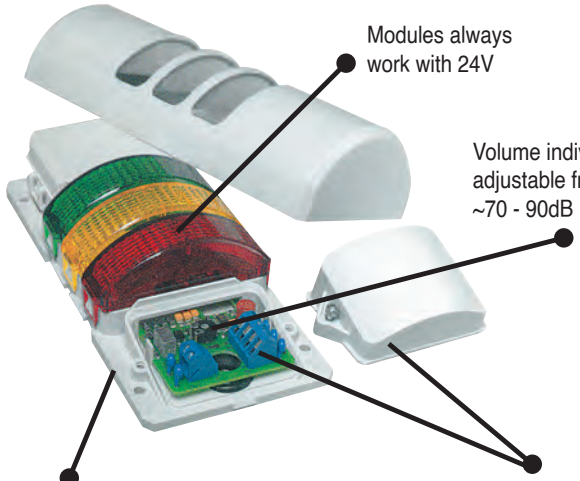



Auer Signal

Note: Available in different configurations (2-5 Module) ex-indent

3-Light Signal Tower - Size: 194 x 90 x 45mm

Code	Description
HD3-90A-*	Red, Yellow, Green Steady On
HD3-90B-*	Red, Yellow, Green Flashing
HD3-90C-*	Red, Yellow, Green Steady On, c/w buzzer module
HD3-90D-*	Red, Yellow, Green Flashing, c/w buzzer module

*Add voltage to code: **24V** (AC/DC), **110VAC, 230VAC**

Buzzer module can produce continuous or pulsing tone.

©ACDC Dynamics

SIGNAL TOWERS IP44



Description Colour	Lamp Type	Code					
		1-Way R	2-Way R-Y	2-Way R-G	3-Way R-Y-G	4-Way R-Y-G-B	5-Way R-Y-G-B-W
Continuous	Filament	LM-1*	LM-2*	LM-2*/R-G	LM-3*	LM-4*	LM-5*
Flashing	Filament	LMF-1*	LMF-2*	LMF-2*/R-G	LMF-3*	LMF-4*	LMF-5*
Continuous	LED	LMD-1*	LMD-2*	LMD-2*/R-G	LMD-3*	LMD-4*	LMD-5*
Flashing	LED	LMFD-1*	LMFD-2*	LMFD-2*/R-G	LMFD-3*	LMFD-4*	LMFD-5*

*Specify Voltage: **12V** AC/DC, **24V** AC/DC, **110VAC & 230VAC**
Synchronised flashing rate: 70FPM.
All units supplied with adjustable pole and angled bracket and Lamps/LED

Accessories & Spares

Code	Description
LM-PS	Vertical Pole Stand
LM-LED*-*/2	Spare LED Lamp for Tower Light (BA15D) *Add colour: **R**, **GN**, **Y**, **BL**, **W** *Add voltage: **12V** AC/DC, **24V** AC/DC, **110VAC**, **230VAC**
ACL61-*	Spare Filament lamp 7W BA 15d *Add voltage to code **12V, 24V, 110V** & **230V**
LM-**	Spare lens **Specify colour: **R** (Red), **Y** (Yellow), **G** (Green), **B** (Blue), **W** (White)

VISUAL ALARMS



Beacon Type 210
Size 82mm x 57mmØ IP65

Colour	Beacon - No Lamp
Red	21010000
Green	21020000
Yellow	21030000
Clear	21040000
Blue	21050000



Accessories

Code	Voltage	Lamp Type
ACL61 24V	24V, 7W	Filament
ACL61 110/130V	115V, 7W	Fliament
LR-0.5W-15D 230VAC/2	230V, 0.5W	LED

- Bulb BA15d
- Total length max. 52mm



LED Bulb BA15d (for Beacon 210) long life 100 000hrs. Size: Ø33mm (length with BA15d end 52mm)

Code	Code	Nominal Voltage	Colour Code for Lens
Continuous Light	Flashing Light		Add colour code C:
LM-LED*-12V/2	893 01C 12V	12VAC/DC	1 = Orange/Amber
LM-LED*-24V/2	893 01C 24V	24VAC/DC	2 = Red
LM-LED*-110V/2	893 01C 110VAC	110/120VAC	4 = O Clear
LM-LED*-230V/2	893 01C 230VAC	230/240VAC	5 = Blue
			6 = Green
			7 = Yellow

*Add colour to code: **R**, **GN**, **Y**, **W**, **BL**

BANSHEE NEW DESIGN



Flashing Beacons IP65 - Size 127mm x 104Ø

Code	Description	Function	Colour
KFL-A*	LED Beacon	Flashing / Rotating / Static	Amber
KFL-R*	LED Beacon	Flashing / Rotating / Static	Blue
KFL-B*	LED Beacon	Flashing / Rotating / Static	Green
KFL-G*	LED Beacon	Flashing / Rotating / Static	Red

*Add Voltage to Code: **12VDC**, **24VDC** (12-24VDC), **230VAC** (190-260VAC)



Rotating Blinking LED Beacon (100 000 hours) 6VDC

Code – Battery Operated	IP Rating	FPM	Colour
LWC-001-SR	IP54	Adjustable	Red
LWC-001-SA	IP54	Adjustable	Amber
LWC-001-SB	IP54	Adjustable	Bue
LWC-001-SG	IP54	Adjustable	Green

Battery Operated Models

- Accepts 4 x 1.5V AA batteries (not supplied) • 2 x mounting magnets • Size 110mm x 125Ø • On/Off switch
- 3.5mm Barrel Plug Socket to accept 6VDC external supply. Code: **MD1006VDC** (to be ordered separately)

©ACDC Dynamics

SIGNAL TOWERS IP66

Light Modules







- Modular design in 40mm and 70mm for universal applications
- Based on latest LED technology
- Excellent cost/ performance ratio
- Easy to operate connection technique (bayonet type)
- Very long life span due to maintenance free LED
- Comprehensive range of mounting options
- Maximum No of modules = 5 (10 with double bracket XZV/ZZV)
- PLC friendly (controlled leakage and inrush currents)
- Multistrobe versions - irregular strobe pattern with no familiarisation effect

Pictures for display only, all items should be ordered separately

Code 70mmØ	XLL-*	XDC-*-**	XDA-*-**	XDF-*-**	-
Code 40mmØ	**ZLL-***	**ZDC-*-****	**ZDA-*-****	**ZDF-*-****	**ZFF-*-****
Description	Incandescent steady on (Order lamp separately)	LED steady on	LED Flashing	LED Strobe	LED Multi-strobe Irregular Strobe Pattern
Flash Freq	-	-	2Hz	1.4Hz	1-2.6Hz

*For Lens colour add to code: ● A (Amber), ● R (Red), ○ C (Clear), ● B (Blue), ● G (Green), ● Y (Yellow)
** Add voltage to code: **24** (24VAC/DC), **110** (110/120VAC), **230** (230/240VAC)


ACL

LWW

Accessories

Code	Description
ACL61-*	Spare filament lamp 6-7W BA15d add voltage to code **24V, 110V** or **230V**
ACL62-*	Spare filament lamp 4W BA15d add voltage to code **24V, 110V** or **230V**
LWW	Lamp replacement tool for use with 40mm modules

Sound Modules


70mmØ Sound Module

40mmØ Sound Module

Bases & Mountings - c/w cap to complete signal tower



Code 70mmØ	XDE-**	XDZ-**	XDM-**	XMW	XMS	XMF	XMV	XZV
Code 40mmØ	**ZDE-****	**-**	**-**	**ZMW**	**ZMS**	**ZMF**	**ZMV**	**ZZV**
Description	Continuous or Pulsing	Continuous and Pulsing	8 Tones selectable	Mounting Base (2 x Internal Holes)	Mounting Base c/w fixed mounting screws	Mounting base flange type	Wall mounting base	Wall mounting base Double-sided
70mm	2.8kHz@100db	2.8kHz@100db	0.5kHz@100db					
40mm	4kHz @ 80db	-	-					

** Add voltage to code: **24**(24VAC/DC), **110**(110/120VAC), **230**(230/240VAC)

Pole Bases & Mountings - c/w cap to complete signal tower







Code 70mmØ	XMR-*	XWR	XSW-*	XSS	XFR-*
Code 40mmØ	**ZMR-***		**ZSW-***		**ZFR-***
Description	Pole mount base with plastic foot	Wall Mount Bracket (Plastic) for use with **XMR/ZMR**	Pole mount base with M20 thread	Wall Mount Bracket (Metal) for use with **XSW/ZSW**	Pole mount base with quick mount foot adaptor

*Add length to code: **2**(100mm) **3**(250mm) **4**(400mm)

©ACDC Dynamics

LED BEACONS

Beacons Type Q
IP66

- Comprehensive range of cubic designed beacons with LED
- LED Steady / Flashing in sizes 1,2 & 3 LED Multi-strobe in sizes 3.
- Multi Strobe patterns (Double, 6 times, multi). Strobe patterns are externally selectable.



Q Beacons joined using **AMK** kit







Code	QDS-*-**	QDM-*-**	QDL-*-**
Function	LED Steady On / Flashing	LED Steady On / Flashing	LED Steady On / Flashing
Flash Frequency	1Hz	1Hz	1Hz
Candela	100cd	120cd	170cd
** Supply Voltage	**24** (24VAC/DC) **48** (48VAC/DC) **110** (110-120VAC) **230** (230-240VAC)	**24** (24-48VAC/DC) **240** (110-240VAC/DC)	**24** (24-48VAC/DC) **240** (110-240VAC/DC)
Size (mm)	**Size 1** 94 x 94 x 97	**Size 2** 132 x 132 x 137	**Size 3** 184 x 184 x 176

*Add Lens colour to code: ● **A** (Amber), ● **R** (Red), ❍ **C** (Clear), ● **B** (Blue), ● **G** (Green), ● **Y** (Yellow) I (For **QBL** only: ● **A** (Amber), ● **R** (Red), ● **Y** (Yellow))



AB*



AMK



AG*

Accessories

Code	Description
AMK	Mounting Kit for combining type Q Beacons
AG*	Flat Gasket for mounting type Q Beacons
AB*	Metal Mounting bracket for type Q Beacons

*Add size to Code: **1,2,3**

Beacons Type N
IP65

- 90Ø x 102 H mm compact design
- Wide voltage range due to switch mode power supply
- **NMS -** 3 colours in one beacon
- Hi-performance units for signalling in daylight
- Shock and vibration resistant, maintenance free
- **NFS-HP** - 3 LED strobe patterns selectable by DIP switches (Double, 6 times,multi-strobe)







Note:
NMS, NMS-HP -
3 colours in 1

Code	NES-*-**	NFS-*-**	NFS-HP*-**	NMS-C-**	NMS-HP-C-**
Description	LED Steady on / Flashing	LED Strobe Double Strobe	LED Strobe Double / 6 Times / Multi	LED Steady / Flashing	LED Multi-Colour, Switch Selectable, Steady On
Flash Freq	2Hz	1.4Hz	1.4Hz/ 6 x 1Hz / Multi	1Hz	1Hz
** Supply Voltage	**12** (12-24VAC/DC) **24** (24-48VAC/DC) **240** (110-240VAC)	**24** (24-48VAC/DC) **110** (110-120VAC) **230** (230-240VAC)	**24** (24-48VAC/DC) **240** (110-240VAC/DC)	**24** (24VAC/DC) **48** (48VAC/DC) **110** (110-120VAC) **230** (230-240VAC)	**24** (24-48VAC/DC) **240** (110-240VAC/DC)

*Add Lens colour to code: ● **A** (Amber), ● **R** (Red), ❍ **C** (Clear), ● **B** (Blue), ● **G** (Green), ● **Y** (Yellow)



WMS



MGS

Accessories

Code	Description
WMS	Metal bracket for wall mounting
MGS	Magnetic mounting

©ACDC Dynamics

LED BEACONS





Hilo Type



Beacon Type
20mm conduit
nipple



ES Type



Combination LED
Rotating/ Flasher

Switch

LED Type (Flasher, Long Life) Beacon Light - 125mm(H) x 75mmØ

Colour	Beacon Flasher IP54		Hilo Flasher IP65	
	12-24VAC/DC	110-230VAC	12-24VAC/DC	110-230VAC
Red ●	LIB011F	LIB001F	LIH021F	LIH011F
Green ●	LIB012F	LIB002F	LIH022F	LIH012F
Amber ●	LIB013F	LIB003F	LIH023F	LIH013F

• For E27 screw type add ES at end of code e.g. LIB011F-ES

LED Steady (Non flashing, Long Life) Beacons - 143(H) x 70mmØ

Red ●	LIB011	LIB001	LIH021	LIH011
Green ●	LIB012	LIB002	LIH022	LIH012
Amber ●	LIB013	LIB003	LIH023	LIH013

Combination LED Flasher or Rotating Beacon - 143(H) x 70mmØ

Rotating / Flasher Code - Selection by switch 230VAC		Steady on only Code 230VAC	
E27-FF120LED-*	120 High Bright LED's	E27-D150LED-*	150 High Bright LEDs

*Add colour to code, ○ **CW** *(Cool White)*, ● **GN** *(Green)*, ● **BL** *(Blue)*, ● **Y** *(Yellow)*

LA SONORA®



Flashing LED Beacons 110 FPM IP53

Description	Colour	LED Beacon
* Specify Voltage: **24V**(12-24VAC/DC), **230V**(48-230VAC/DC)	Red ●	113/LEDR*
	Green ●	113/LEDG*
	Yellow ●	113/LEDY*
	Amber ●	113/LEDA*
	113/FH*LENS	

*Specify Voltage: **24V** (12-24VAC/DC) or **230VAC** (48 - 230VAC/DC)



Wiring

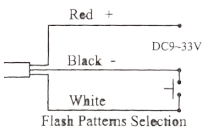

Flashing LED Vehicle Beacon IP67

Code	Type	Supply Voltage	Size
LB-130-*	Base Mount	9 - 33VDC	167Ø x 89mm
LB-130M-*	Magnetic	9 - 33VDC	167Ø x 89mm

*Add colour to code, ○ **W** *(White)*, ● **R** *(Red)*, ● **GR** *(Green)*, ● **B** *(Blue)*, ● **A** *(Amber)*

- 8 Selectable flashing patterns
- Multiple beacons can be connected for synchronous or alternating flashing
- UV Resistant lens & die-cast aluminium base



CS-155-II

CS-155-I

Wiring

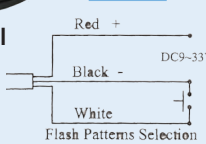

Flashing LED Vehicle Beacon IP67

Code	Type	Supply Voltage	Size
CS-155-I-*	High	9 - 33VDC	182Ø x 182mm
CS-155-II-*	Low	9 - 33VDC	182Ø x 104mm

*Add colour to code, ○ **W** *(White)*, ● **R** *(Red)*, ● **GR** *(Green)*, ● **B** *(Blue)*, ● **A** *(Amber)*

- 8 Selectable flashing patterns including revolving
- Multiple beacons can be connected for synchronous or alternating flashing
- UV Resistant lens & polycarbonate lens & base

©ACDC Dynamics

LED EMERGENCY FLASHING BEACONS IP67







Code	12-55C2*-**	12-60C2*-**	12-709C3*	12-30C2A-M22	SM812-*-**
Voltage	10 - 30VDC	10 - 30VDC	10 - 30VDC	10 - 80VDC	12-24VDC
LED Qty	20 x 0.2W SMD LED	24 x 0.2W SMD LED	36 x 0.5W SMD LED	24 x 0.2W SMD LED	36 Pcs
Flash Pattern	Single / Double / Triple / Quadruple / Rotate		Single / Rotate	Single	Single
Flash per min	150 / 74 / 76 / 75 / 143 Respectively		120 - 150 / 120 - 180	On: 1.3s / Off: 0.27s	120FPM
Mounting	Base / Magnetic	Base / Magnetic	Pipe / Pole	M22 Thread	Base / Magnetic
Size	Ø130 x 60mm	Ø130 x 96mm	Ø145 x 179mm	Ø72.5 x 132mm	Ø114 x 95mm
Colour	White/Amber	White/Amber	White/Amber/Red	Amber	Amber / Red

*Add LED colour to code: ○ **W** *(White)*; ● **A** *(Amber)*, ● **R** *(Red)*. **Add mount type to code: **ST** *(Base Mount)* 3 x screws, **MG** *(Magnetic)* up to 80kph

LED STROBE BEACONS IP56







Code	PL-9578-*	PL-9578M-*	PL-9578S-*	PL-9802-*	PL-9802R-*
Voltage	12 - 80VDC	12 - 80VDC	12 - 80VDC	12 - 80VDC	12 - 80VDC
LED Qty			15x0.5W LED		
Flash Pattern		Strobe 80 quad flash groups per min			Revolving
Mounting	Base	Magnetic	Centre Stud	Magnetic	
Size	Ø148 x 123mm	Ø148 x 123mm	Ø145 x 150mm	204 x 145 x 150mm	204 x 145 x 150mm
Colour	White/Amber/Red/Blue	White/Amber/Red/Blue	White/Amber/Red/Blue	Amber/Red/Blue	Amber/Red/Blue

*Add colour to code: ○ **W** *(White)*; ● **A** *(Amber)*, ● **R** *(Red)*, ● **B** *(Blue)*.



LED Strobe Lights IP65 Size Ø100mm x (H)80mm

Code	Volts	Colour
SL-1301-R	6-14VDC	● Red
SL-1301-A	9-14VDC	● Amber
SL-1301-C	9-14VDC	○ Clear

- 6 Different flash patterns
- Current drain: 60~200mA@12VDC
- Adjustable flashing speed: 30~260 flashes/minute
- Operating life: over 50 000Hrs
- Electrical protection: Reverse polarity protection
- Backup battery life: Steady ON Up to 2 hours
  Strobe/Flashing Up to 4 hours



©ACDC Dynamics

LED BEACONS

Rearguard LED IP65



Drilling for Panel Mounting
(ISO 4148)

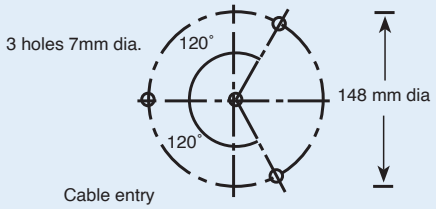

Code	Size (mm)	Colour	Current
PL-9803-A	63 x 148Ø	Amber	140 - 45mA
PL-9803-B	63 x 148Ø	Blue	141 - 45mA
PL-9803-W	63 x 148Ø	White	142 - 45mA
PL-9803-R	63 x 148Ø	Red	143 - 45mA

Features
- 80 Quad flashes per minute
- Base Mounting
- Bright Directional Warning
- Supply Voltage: 12-80VDC

Applications
Suitable for many vehicle applications including utility, refuse trucks, street cleaners, delivery, recovery and large vehicles.

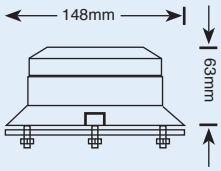

NEW

- Double Flash
- Supply Voltage: 12-24VDC

LED Beacon Diamond Sparkling Dome IP66

Code	Size (mm)	Colour	Mounting
SM825AC-A	210 x 126Ø	Amber	Pole
SM825AC-R	210 x 126Ø	Red	Pole
SM825PC-A	118 x 126Ø	Amber	3 Bolts
SM825PC-R	118 x 126Ø	Red	3 Bolts
SM825HC-A	118 x 126Ø	Amber	Magnetic
SM825HC-R	118 x 126Ø	Red	Magnetic



SM825AC-A/R



SM825PC-A/R



SM825HC-A/R

NEW

LED Flat Top Liner Beacon IP66

- Rotating & Two Pulse/Flash
- Supply Voltage: 12-24VDC

Code	Size (mm)	Colour	Mounting
SM822MF	108 x 115Ø	Amber	Magnetic
SM822EH	108 x 115Ø	Amber	1 Bolt
SM822MF10-110V	108 x 115Ø	Amber	3 Bolts



SM822MF

SM822MF10-110V



SM822EH

NEW

LED Flat Top Liner Beacon IP66

- Revolving Flash/Intermittent Flash
- Supply Voltage: 12-24VDC

Code	Size (mm)	Colour	Mounting
SM818GF	108 x 125Ø	Amber	Magnetic
SM818EF	138 x 125Ø	Amber	1 Bolt
SM818HF	108 x 125Ø	Amber	3 Pole Base



SM818GF



SM818EF



SM818HF

©ACDC Dynamics

LED BEACONS

NEW



SM810AF SM810HF

LED Beacons IP65

Rotating & one Pulse/flash & Two Pulse/Flash 12-24VDC LED

Mounting	Size (mm)	Colour	Code
Magnetic Mount with Car Plug	186 x 126Ø	Amber	SM810HF
Pole Type	260 x 126Ø	Amber	SM810AF

NEW



AL901 AL505

LED Beacons IP65 - 137mm(H) x lens Ø98mm

Code	Volts	Buzzer	Mounting	Colour	Size
AL901-R-31	230VAC	No	3 Bolt	Red	137 x 98 Ømm
AL901-RM-31	230VAC	Yes	3 Bolt	Red	137 x 98 Ømm
AL901-RGB-31	24VDC/AC	No	3 Bolt	Red, Green, Blue	137 x 98 Ømm
AL901-RGBM-31	24VDC/AC	Yes	3 Bolt	Red, Green, Blue	137 x 98 Ømm
AL505-RYG-23	24VDC/AC	No	30mm Ø	Red, Yellow, Green	58 x 50 Ømm
AL505-RYGM-23	24VDC/AC	Yes	30mm Ø	Red, Yellow, Green	58 x 50 Ømm

LED 22mm PANEL MOUNT INDICATORS & ALARMS IP65

Steady/Flashing Beacon or Steady/Flashing Beacon & Buzzer Combo

Beacon: 85 -103dB
Buzzer: 45mm - 2 Tones
Buzzer: 65mm - 3 Tones



80010C405-R 80110C405-C 80210C405-R

Size	Codes		Supply Volts
	Beacon Steady / Flashing	Buzzer & Beacon Combo Steady / Flashing	
30mm	80050C405-* 80050C313-*	– –	24VAC/DC 230VAC
45mm	80150C405-* 80150C313-*	81351C405-* 81351C313-*	24VAC/DC 230VAC
65mm	80250C405-* 80250C313-*	81451C405-* 81451C313-*	24VAC/DC 230VAC

* Add colour to code:
A *(Amber)*, **R** *(Red)*, **C** *(Clear)*, **BL** *(Blue)*, **GN (Green)**, **Y** *(Yellow)*

SIRENCO BEACONS

sirenco



Sirenco Beacon IP65

Robust compact designs with solid state electronics and extremely bright 9W high power LED's.
Provides excellent visibility day or night.

Code	Voltage	FPM	Colour
SBLSR012	12-24VDC	Rotate 120RPM Flash 120FPM Static	Red
SBLSA012			Amber
SBLSB012			Blue
SBLSG012			Green
SBLSR220	90-260VAC	Rotate 120RPM Flash 120FPM Static	Red
SBLSA220			Amber
SBLSB220			Blue
SBLSG220			Green

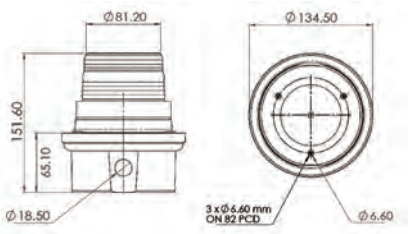

Sirenco Portable Beacon IP65



Code	Voltage	Light Pattern	Colour
SPFR074	7.4VDC	Rotate 120RPM Flash 120FPM Static	Red
SPFA074			Amber
SPFB074			Blue
SPFG074			Green

Magnetic Base, Mains and car charger included

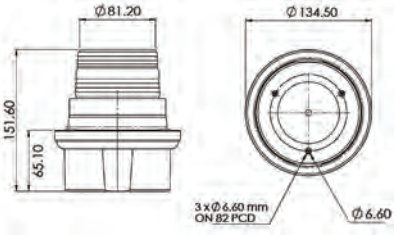

©ACDC Dynamics

VISUAL ALARMS

delta design
ADVANCED WARNING TECHNOLOGY



Vehicle Strobe Flasher (Xenon tube) IP65

±3000 Hours operation (for airport and vehicle use). 115mm(H) x 110mmØ

Colour	Volts	Power	Flash FPM	Code
Amber	10-100VDC	5W	75 ●	RB4XMV/5-A
Amber	10-100VDC	2W	75 ●	RB4XMV/2P-A
Red	10-100VDC	2W	75 ●	RB4XMV/2P-R
Spare Lens. * ● **A** *(Amber)*, ● **R** *(Red)*, ● **G** *(Green)*, ● **B** *(Blue)*				RB4XDV-*LENS
Spare P.C. Board 12/24VAC/DC				RB4XDV-PCB
Single bolt kit M12				FX7

Sentry Warning Lamp (complete with battery)

Amber	24VDC	2W	3H Bat. life	RB412/2
Amber	24VDC	1W (long life)	10H Bat. life	RB412/1L
230V Mains charger				RB4-CHR



Magnetic Strobe Flasher Beacon - 105mm(H) x lensØ 100mm, Base Ø115mm

Colour	Power	Flash FPM	Code
Amber	15W	75 ●	TK-88HP/A-*
Red	15W	75 ●	TK-88HP/R-*
Clear	15W	75 ○	TK-88HP/C-*
†Blue	15W	75 ●	TK-88HP/B-*

*Specify voltage: **12VDC**, **24VDC**, **230VAC** †Available to Police Services only



LED Strobe Beacon 60 FPM (2-3W, 5-10mA) IP53

LED Strobe Beacon Dimensions: 100mm(Ø) x 80mm(h) Spare Lens *R, G, Y, B	Red ●		LEDJBS-100R*
	Green ●		LEDJBS-100G*
	Yellow ●		LEDJBS-100Y*
	Blue ●		LEDJBS-100B*
	Spare Lens		JBS-100*LENS

* Specify Voltage: **12VDC** (6-12VAC/DC), **24VAC/DC** and **230VAC** (110-230VAC)



Strobe Beacon 90 FPM (3W, 150mA) IP53

Dimensions: 77mm Ø x 50mm	Red ●	TK-30/R-*
	Amber ●	TK-30/A-*
	Clear ○	TK-30/C-*
	Blue ●	TK-30/B-*

*Specify Voltage: **12VDC** (6-12VDC), **24VDC**. Power consumption 150mA



Strobe Flashers For Fork Lifts IP65

Volts	Size (mm)	FPM	Colour	Code
12-80VDC	Base 130Ø x 95(H)	75	Amber ●	AP-1070A
12-80VDC	Base 130Ø x 95(H)	75	Red ●	AP-1070R
12-80VDC	Base 105Ø x 120(H)	75	Amber ●	AP-3107A
12-80VDC	Base 105Ø x 120(H)	75	Red ●	AP-3107R

LA SONORA®



Rotating Beacon 110 FPM IP53

Description	Colour	Code
12VDC-45W Incandescent lamp	Red ●	150/NR*
24VDC-45W Incandescent lamp	Green ●	150/NG*
115VAC or 230VAC: 40W	Yellow ●	150/NY*
Incandescent lamp	Amber ●	150/NA*
Dimensions: 150mm Ø x 200mm H	Blue ●	150/NB*
Spare Belt		150/BELT
Spare Lens: *R, G, Y, A, B		150/N*-LENS
Spare Lamps: **ACL51 230V**, **ACL41 24V**, **ACL41 12V**, **ACL51 110VAC**		

©ACDC Dynamics

VISUAL ALARMS

WERMA SIGNALTECHNIK



LED:
Clear signalling even in direct sunlight



Base Mounting

Shown with fixing bows





2 Lamp Beacon



Reflector



Fixing bow kit



Traffic Lights IP65

- Underground car parks
- Car wash
- High Impact ABS
- Entrances
- Base or swivel bracket mounting
- LED 50000Hrs
- Size: Ø150 x 147H

Code 1 Lamp	Lamp	Code 2 Lamp	Lamp	Colour	Voltage
890-120-55*	LED	–	LED	Red	12 or 24VDC
890-220-55*	LED	–	LED	Green	12 or 24VDC
*Add voltage to Code					
890-120-68	LED	890-121-68	LED	Red	230VAC
890-220-68	LED	890-221-68	LED	Green	230VAC
890-10	E27*	890-110	E14*	Red	12-240V
890-20	E27*	890-210	E14*	Green	12-240V
890-30	E27*	890-310	E14*	Yellow	12-240V
890-40	E27*	890-410	E14*	Clear	12-240V
890-50	E27*	–	–	Blue	12-240V

(Excluding Lamps). *15/25 Watt max, golf ball type incandescent lamp.

1 Lamp Beacons supplied without reflector, to be ordered separately

2 Lamp Beacons supplied with reflector

Application



Accessories

Code	Description
975-890-02	Reflector for one Lamp
975-890-33	Fixing bow kit for one beacon
975-890-34	Fixing bow kit for two beacons
975-890-35	Fixing bow kit for three beacons

Stickers

Code	Description
975-890-52	→
975-890-53	Stop
975-890-54	Start



LED E27 Lamps - for 1 Lamp Beacon

Code	HS-E27-10W-DL

- Supply Volts: 85-260VAC
- Wattage: 9W
- Base: E27



LED E14 Lamps - for 2 Lamp Beacon

Code	T-LEDG50R-E14-DL

- Supply Volts: 230VAC
- Wattage: 3W
- Base: E14

LIT

LED BEACONS



SecuriLED IP67

Code Surface	Code Stud	Code Seady On	Volts	Colour	Power 12VDC	Power 24VDC
PL-9805-A	PL-9805T-A	RB497032-ST	12-24VDC	Amber	1A	0.5Amp
PL-9805-R	PL-9805T-R	RB497033-ST	12-24VDC	Red	1A	0.5Amp
PL-9805-B	PL-9805T-B	RB497034-ST	12-24VDC	Blue	1A	0.5Amp
PL-9805-W	PL-9805T-W	RB497031-ST	12-24VDC	White	1A	0.5Amp

Features

- Surface Mount Size 143 x 110 x 46mm
- 3W x 6 Pcs per fitting
- Stud Mount Size: 125 x 97 x 62mm
- 120 Quad flashes / min



SignalLED IP67 - Surface mount. Size: 91(L) x 32(H) x 22(D)mm. Multiflash

Code	Volts	Power	Colour
DAD1001	9 - 30VDC	3W/180mA	Amber
DAD1002	9 - 30VDC	3W/180mA	Red
DAD1003	9 - 30VDC	3W/180mA	Blue
DAD1004	9 - 30VDC	3W/180mA	Clear (White)

Features

- A compact lower consumption maintenance-free LED beacon providing wide-angle light dispersion
- 22 Operating Modules
- 3 wide angled LED optics
- Up to 10 units can be wired for synchronous or asynchronous operation
- Robust die-cast aluminium housing

©ACDC Dynamics

AUDIBLE ALARMS


KPS-1500


ESB-6


KPS-124


KPS-100T
KPS-112


KPS-6000


KPS-104

Loud DC Sirens

Code	Volts	IP	dB	Tone	Rated Current	Colour
ESB-6	8-15VDC	55	100	Warble/Siren	200mA	● Black
KPS-1500	6-15VDC	65	105	Warble/Siren	300mA	● Black
KPS-112	6-14VDC	55	109	6 Tone	750mA	○ White
KPS-124	15-28VDC	55	106	Warble/Siren	90mA	● Black
KPS-100T	6-14VDC	55	115	1 Tone	1300mA	○ White
KPS-104	6-14VDC	55	102	Warble/Siren	750mA	● Black
KPS-6000	5-15VDC	65	105	Sweep	200mA	○ White

BACK-UP ALARMS


TK-428


AP-9805

Back-up Alert for Fork Lift

Code	Voltage	IP	dB	Tone	Rated Current	Colour
AP-9805	10-80VDC	65	97	Back-up	400mA	● Black
TK-428	6-12VDC	65	126	Back-up	650mA	● Black


TK438

Back-up Alert / Flasher Combination - 90 flashes/min

Code	Voltage	IP	dB	Tone	Rated Current	Colour
TK-438/R	6-12VDC	65	126	Back-up	800mA	● Red
TK-438/A	6-12VDC	65	126	Back-up	800mA	● Amber



Surface Mounting Back-up Alarm - IP67

Code	Voltage	Size (mm)	Db (1.2m)	Connector
PL-638	12-24VDC	86 x 100 x 41mm	97	Stud Terminals

- Surface mount alarm
- Offers a wide range of mounting options
- Rugged ABS housing provides durability
- Protected from vibration and moisture ingress



High Output Back-up Alarm - IP67

Code	Voltage	Size (mm)	Db (1.2m)	Connector
PL-8628	12-24VDC	85 x 101 x 49mm	107	Stud Terminals

- High level audio output
- Use for areas of high ambient noise
- Rugged nylon housing for durability
- Protected from vibration and moisture ingress
- Meets SAE J994 standards covering high pressure washing

PL-8668C



PL-628B



Smart Self-Adjusting Back-up Alarms - IP67

Code	Voltage	Size (mm)	Db (1.2m)	Connector
PL-8668C	12-24VDC	78 x 127 x 96mm	97 - 112	Stud Terminals
PL-628B	12-24VDC	78 x 127 x 96mm	77 - 102	Stud Terminals

- Monitors ambient background noise
- Automatically adjusts volume
- Rugged nylon housing for durability
- Protected from vibration and moisture ingress
- Meets SAE J994 standards covering high pressure washing

©ACDC Dynamics



AUTOMOTIVE

17

Discover cutting-edge solutions in our Automotive section, tailored to meet the evolving needs of modern vehicles. From advanced electronic control units to high-performance lighting and sensor systems, our products are designed to enhance vehicle functionality, safety, and efficiency.

DC LED WORK LIGHTS IP65

Body material: Aluminium





Code	LAW1261B	RB-L401A	RB-L409
Size mm	126 x 86 x 70	110 x 130 x 36	84Ø x 65(D)
Voltage VDC	10-30	10-30	10-30
No. of LED	8 x 3W (24W)	5 x 3 W (15W)	4 x 3W (12W)
Beam type	Flood	Flood	Spot






Code	C2-107/P	C2-126/P	C2-139/P	LAW1201B
Size mm	181 x Ø120 x 83	110 x 137 x 84	150 x 145 x 78	Ø120 x 72(D)
Material	Reinforced Plastic	Reinforced Plastic	Reinforced Plastic	Aluminium
Voltage VDC	10-30	10-30	10-30	10-30
No. of LED	4 x 3W (12W)	4 x 3W (12W)	6 x 3W (18W)	5 x 3W (15W)
Beam Type	Flood	Flood	Flood	Flood

HI-POWER LED WORK LIGHTS IP65

Supply Voltage: 9-32VDC
Body material: Aluminium







Code	EA-9840-7P	EA-9840-10P	EA-9800-8F	EA-9840A-9F	EA-9840-11P
Power (Watt)	15W	18W	24W	27W	33W
No. Of LED	5 x 3W (15W)	6 x 3W (18W)	8 x 3W (24W)	9 x 3W (27W)	11 x 3W (33W)
Lumen	1050lm	1260lm	1500lm	1890lm	2310lm
Size	110 x 110 x 30	116 x 128 x 36	Ø110 x 40	Ø116 x 50	158 x 93 x 70
Beam Type	Spot	Spot	Flood	Flood	Spot
Lens	Acrylic Resin	Acrylic Resin	Acrylic Resin	Acrylic Resin	Acrylic Resin
LED Colour Temp	6500K	6500K	6500K	6500K	6500K

Supply Voltage: 9-32VDC
Body material: Aluminium







Code	EA-9840-3P	EA-9830A-4F	EA-9800-1F	EA-9820-5P	EA-9820-6F
Power (Watt)	35W	40W	48W	50W	60W
No. Of LED	7 x 5W (35W)	4 x 10W (40W)	16 x 3W (48W)	10 x 5W (50W)	6 x 10W (60W)
Lumen	2200lm	3200lm	3100lm	4000lm	4800lm
Size	118 x 110 x 68	Ø139 x 92	110 x 110 x 73	112 x 135 x 95	Ø180 x 100
Lens	Acrylic Resin	Acrylic Resin	Acrylic Resin	Acrylic Resin	Acrylic Resin
Beam Type	Spot	Flood	Flood	Spot	Flood
LED Colour Temp	Flood 5000K / Spot 6000K				

Candela Beam Pattern for FLOOD

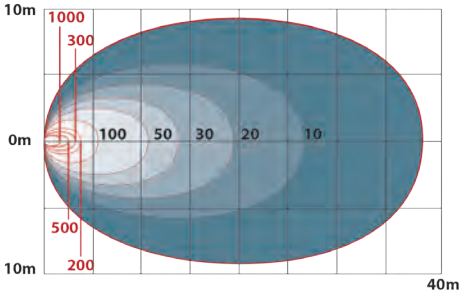

Candela Beam Pattern for SPOT

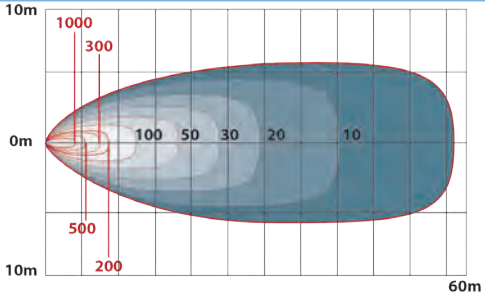

©ACDC Dynamics

LED BAR WORK LIGHTS IP67

Single Row LED

Code	RB-L622S	RB-L623S	RB-L624S	RB-L625S	RB-L626S
Power	40W	60W	100W	120W	180W
No. of LED's	4x10W	6x10W	10x10W	12x10W	18x10W
Lumen	2900lm	4200lm	7000lm	8650lm	12600lm
Size LxHxD (mm)	200 x 115 x 125	280 x 70 x 90	440 x 70 x 90	505 x 115 x 125	760 x 70 x 90
Colour Temp.	6000K				
Voltage	10-30VDC				
Material	Aluminium body with Polycarbonate lens				
Beam Type	Spot Beam				



RB-L625S



RB-L623S

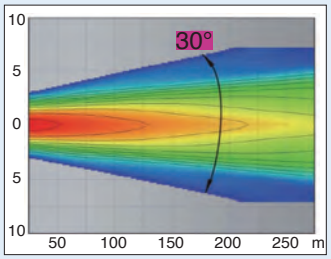

2LX = 2lm/m²

MODEL		2LX
RB-L626	180W	150m
RB-L625	120W	120m
RB-L624	100W	100m
RB-L623	60W	80m
RB-L622	40W	65m

SPOT LIGHT

Double Row LED

Code	RB-L631F	RB-L632F	RB-L633F	RB-L634F	RB-L635F
Power	36W	72W	120W	180W	240W
No. of LED's	12x3W	24x3W	40x3W	60x3W	80x3W
Lumen	2520lm	5040lm	8400lm	12600lm	16800lm
Size LxHxD (mm)	236 x 75 x 90	424 x 113 x 90	592 x 75 x 90	847 x 75 x 90	1056 x 75 x 90
Colour Temp.	6000K				
Voltage	10-30VDC				
Material	Aluminium body with Polycarbonate lens				
Beam Type	Flood Beam				



RB-L635F



RB-L631F

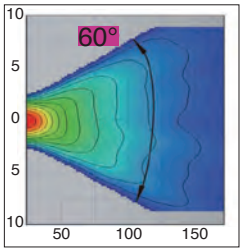

2LX = 2lm/m²

MODEL		2LX
RB-L635	240W	53.8m
RB-L634	180W	51m
RB-L633	120W	44.2m
RB-L632	72W	38.8m
RB-L631	36W	31.6m

FLOOD LIGHT

Quad Row LED

Code	RB-L642S	RB-L643S	RB-L644S	RB-L645S	RB-L646S
Power	72W	108W	144W	180W	216W
No. of LED's	24x3W	36x3W	48x3W	60x3W	72x3W
Lumen	5040lm	7560lm	10080lm	12600lm	15120lm
Size LxHxD (mm)	167x167x93	235x167x93	305x167x93	368x167x93	440x167x93
Colour Temp.	6000K				
Voltage	10-30VDC				
Material	Aluminium body with Polycarbonate lens				
Beam Type	Spot Beam				



RB-L642S



RB-L644S

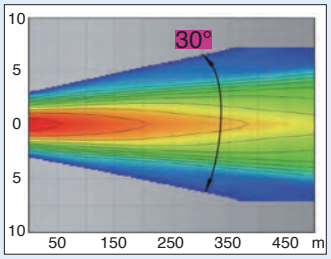

2LX = 2lm/m²

MODEL		2LX
RB-L646	216W	210m
RB-L645	180W	160m
RB-L644	144W	140m
RB-L643	108W	110m
RB-L642	72W	90m
RB-L641	36W	60m

SPOT LIGHT

©ACDC Dynamics

GOLIGHT EXTREME-HIGH INTENSITY DC WORK LIGHTS IP67





Golight GXL

- **Beam Distance 683m**
- Fixed Position
- UV, Water Resistant
- Instant On
- Multi LED
- Shock Proof

Code	Size (mm)	Material	Supply	Control	Beam/Angle
GO-4411-GXL	132 x 122 x 84	Aluminium	9-32VDC/3A	Non motorised	Spot 10°





Golight LED & Radioray LED - with remote controller

- **Beam Distance 894m**
- UV, Water Resistant
- Multi LED
- Wireless Handheld and Dash Mount Remote
- 370° Rotation, 135° Tilt

Code	Size (mm)	Material	Supply	Control	Beam/Angle
GO-20494	190 x 178 x 185	ASA Polymer	12VDC/3A	Motorised	Spot 8°





Peak beam intensity: 200,000 Candela
Maximum beam distance: 894m/2,933ft
Beam angle: 8°

Illuminance (Lux) 320 80 20 5



Golight Stryker HID

- **Beam Distance 1480m**
- UV, Water Resistant
- HID Light Source
- Wireless Handheld (Remote)
- 370° Rotation, 135° Tilt
- Quick Start-up time

Code	Size (mm)	Material	Supply Voltage	Control	Beam
GO-30511	190 x 178 x 185	ASA Polymer	11.5-14VDC	Motorised	Spot





Peak beam intensity: 550,000 Candela
Maximum beam distance: 1483m/4,865ft
Beam angle: 12°

HID Spare Lamp **GO-39100**

Illuminance (Lux) 880 220 55 14



Golight Stryker Halogen - with remote controller

- **Beam Distance 894m**
- UV, Water Resistant
- Halogen Light Source
- Wireless Handheld (Remote)
- 370° Rotation, 135° Tilt
- Quick Start-up time

Code	Size (mm)	Material	Supply Voltage	Control	Beam
GO-3051	190 x 178 x 185	ASA Polymer	12VDC	Motorised	Spot





Peak beam intensity: 200,000 Candela
Maximum beam distance: 894m/2,933ft
Beam angle: 10°

HID Spare Lamp **GO-39000**

Illuminance (Lux) 320 80 20 5

HIGH POWER - WIRELESS REMOTE CONTROLLED WORK LIGHTS



LED

- **Beam Distance 300m**
- Hand Held Wireless Remote Control
- IP66
- 360° Horizontal and 120° Vertical Control
- Light Output 5000lm
- Fitted with Extra Strong Magnets (Secure up to 100kmh)
- Colour Temperature 6000k

Code	Size (mm)	Material	Lens Material	Supply Voltage	Watts	Control	Beam
SM21093	255 x 196 x 176	High Impact Nylon Plastic	Hardened Glass	10-30VDC	50W	Motorised	Spot

©ACDC Dynamics

DC WORK LIGHTS IP65

	Halogen		HID		
					
Code	**E91001**	**E91064**	**RB-H301A**	**RB-H302A**	**RB-H302B**
Size mm	1250Ø x 75(D)	160 x 110 x 110	120 x 120 x 150	105 x 105 x 130	105 x 105 x 130
Material	Rubber PAR36	Reinforced Nylon	ABS Plastic	ABS Plastic	ABS Plastic
Suppply Voltage	12VDC	12VDC	12VDC	12VDC	12VDC
Lamp 12V	**H3-55-12VDC**	**H3-55-12VDC**	**H3HID-35-12VDC**	**D2H-35-12VDC**	**D2H-55-12VDC**
Wattage	55W	2 x 55W	35W	35W	55W
Beam Type	Flood	Flood	Flood	Flood	Spot
Incandescent Work Lights (Halogen) Bulbs must be ordered separately			HID Work Lights - Bulbs must be ordered separately		

LED AVIATION OBSTRUCTION LIGHTS



LS810



LS810D



PJ028



PJ024



PJ030



FR101W



FR151W / FR104

NEW



FR191W



PJ003

Low Intensity Aviation Obstruction Lights - IP67

Used to mark obstacles that are potentially hazardous to air traffic such as cranes, smoke stacks or radio antennae

Code	Supply Voltage	Power	Size
LS810-AC	110 - 240VAC	4W	85Ø x 171mm
LS810-DC	48VDC	4W	85Ø x 171mm
LS810D-AC	110-240VAC	2 x 4W	335 x 85 x 278mm
LS810D-DC	48VDC	2 x 4W	335 x 85 x 278mm

- Compliant to the ICAO (Aerodromes Annex 14) and FAA-L810
- Intensity: ≥ 32.5cd
- LED Colour: Red
- Flash Rate 30/40/60FPM/Steady On (set by dipswitch)
- Mounting: G3/4"
- PC Lens & Aluminium Base
- **LS810D** can be set in 2 Modes (By Dipswitch):
  1. One light on, one light standby. If main light fails second light is switched on automatically
  2. Two lights on

Mounting Brackets

Code	Description
PJ024	Flange Mounting Bracket
PJ028	Pole Mounting Bracket

Controllers - IP65

Code	Description	Size
FR101W-DC	1 Channel Controller + Photocell	188 x 120 x 88mm
FR151W-AC	4 Channel Controller + Photocell	300 x 230 x 125mm
FR191W-*	8 Channel Controller + Photocell	465 x 360 x 125mm
FR104-*	4 Channel Controller	300 x 300 x 125mm
PJ003	Photo-cell for use with controllers	60 x 127 x 44mm

*Add voltage to code: **AC** (240VAC/240VAC), **DC** (48VDC/48VDC), **AC/DC** (240VDC/48VDC)

- Combination with photocell allows daylight switching of obstruction lights
- Multi-channel controllers enable synchronisation of multiple lights
- Fault Alarm Function: When any light fails an alarm output is activated

©ACDC Dynamics

AUTOMOTIVE LED LIGHTS

High Power Day Time Running LED (DRL) 12V

LED Colour:
Pure White
5000K







Code	H3-CM9	H4-CM18	H7-CM18	HB3-CM18	HB4-CM18
Lampholder	H3	H4	H7	HB3	HB4
No of LEDs	9	18	18	18	18
Watts	1.56W	2.55W	2.55W	2.55W	2.55W

Festoon - 12VDC




BA9S - 12VDC





T25mm - 12VDC

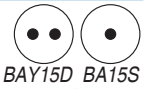




Code	S10-31-6-1210W	S10-41-3-5050W	T9-1-10W-BA9S	T11-5-5050W-E10	T11-9-5050W-BA9S	T25-39-1210W-*	T25-48-1210W-*
Range	10 x 31mm	10 x 41mm	9mm	11mm	11mm	T25mm	T25mm
No.of LEDs	6	3	1	5	9	39	48
Watts	0.65W	0.5W	0.5W	0.85W	1.5W	2.1W	2.64W
View Angle	120˚	120˚	120˚	300˚	300˚	300˚	300˚

*Add required base fitting to code: **BA9S, E10**

*Add required base fitting to code: **BA15S, BAY15D**

W2.1x9.5D 12VDC






T20mm - 12VDC








Code	T9-W-1-8W	T11-W-1-85W	T11-W-9-5050W	T15-W-15-3W	T20-13-5050W-*	T20-18-5050W-*	T20-24-5050W-*
Range	T9mm	T11mm	T11mm	T15mm	T20mm	T20mm	T20mm
No.of LEDs	1	1	9 (3 chips)	9	13	18	24
Watts	0.25W	1W	1.5W	1.2W	2.1W	2.4W	2.8W
View Angle	30˚	120˚	300˚	60˚	300˚	300˚	300˚

*Add base to code: **BA15S, BAY15D**

Panel LEDs








Code	DHY-CE121-* */2	DHY-CE122-* */2
Lampholder	BA15S	BA15D
Colour	*Add colour to code: ●R, ●Y, ○W	
No. of LEDs	19	19
Watts	1.5W	1.5W
Voltage	*Add to Code: **12VDC** or **24VDC**	



CF13JL-02



12VDC Electronic LED Flasher & Load Resistor Kit

Code	Description	Application
CF13GL-02	3 Pin LED Flasher Unit	German/ European
CF13JL-02	3 Pin LED Flasher Unit	Japanese Cars
CF18ALT	8 Pin LED Flasher Unit	Newer Toyota Cars
EP27L-1	5 Pin LED Flasher Unit	SUVs and Trucks
EP29L-1	4 Pin LED Flasher Unit	GM Cars
R-25W25	25W LED load resistor, 25ohm	Universal Type
R-50W24	50W LED load resistor, 24ohm	Universal Type

Note: Use to solve (Non-bulb burnt out warning)

©ACDC Dynamics

For Fuses, see page 164

XENON-HID HEADLAMP CONVERSION KITS

Headlamp Conversion Kits - 12VDC

Kit includes HID Lamps, ballasts & wiring to interface with the vehicle

- Colour Temp 6000K
- ±2800 Lumens
- Working Voltage: 9-16VDC



Code	Bulb Type	Power	Spare Lamp Code	Spare Ballast Code	Canbus Compatible
Single Beam Kits - Xenon HID					
H1KIT-35	H1	35W	**H1HID-35-12VDC**	**B891-35W**	No
H1KIT-55	H1	55W	**H1HID-55-12VDC**	**B891-55W**	No
H3KIT-35	H3	35W	**H3HID-35-12VDC**	**B893-35W**	No
H3KIT-55	H3	55W	**H3HID-55-12VDC**	**B893-55W**	No
H4-1KIT-35	H4-1	35W	**H4-1-35-12VDC**	**BMINI-35W**	No
H7KIT-35	H7	35W	**H7HID-35-12VDC**	**BCAN-35W**	Yes
H11KIT-35	H11	35W	**H11HID-35-12VDC**	**BCANS-35W**	Yes
Double Beam Kits - Xenon HID Low & High Beam					
H6DKIT-35*	H6 H/L	35W	**H6HID-35**	**B891-35W**	No

*H6 Kit is suitable for motorcycles and consists of one lamp, one ballast and the neccessary wiring

HALOGEN LAMPS



Type	H1		H3				H4	H7	HB3	HB4
Watts	**35W**	**55W**	**35W**	**55W**	**70W**	**100W**	**60/55W**	**55W**	**65W**	**55W**
6VDC	–	–	H3-35-6VDC	H3-55-6VDC	–	–	–	–	–	–
12VDC	H1-35-12	H1-55-12	H3-35-12VDC	H3-55-12VDC/2	–	H3-100-12VDC/2	H4-60/55-12	H7-55-12	HB3-65-12	HB4-55-12
24VDC	H1-35-24	H1-55-24	–	H3-55-24VDC/2	H3-70-24VDC	–	H4-60/55-24	H7-55-24	HB3-65-24	HB4-55-24

LED HEADLIGHT REPLACEMENT LAMPS

Box Set containing 2 x LED Headlamps



Code	F2-H1	F2-H3	F2-H7	F2-HB3	F2-HB4
Watts	15 - 20W				
Supply Voltage	12 - 24VDC				
Current	1.6 - 1.2A				
Lumens	2600 - 3200lms				
Colour Temperature	6500K				

©ACDC Dynamics

WARNING / EMERGENCY LIGHTBARS

- Up to 17 user selectable flash patterns.
- Mounting kit and flash controller included.
- High intensity LED's ensures maximum light output.
- Flash rate varies dependant on flash pattern
- Modular system allows custom colour combinations to be created e.g. Red/Blue



TBG-601



TBD-810 Series

LED Configurations



Code	TBG-601-*	TBG-810-1-*	TBD-810-12-*-**	TBD-810-15-*-**
Voltage	10 to 30VDC	10-30VDC	12V or 24VDC	12V or 24VDC
Current	3.5-7A	4.9-9.8A	7.7-15A	9.1-18.5A
LED Modules	8 x (4x1W LED's)	14 x (4x1W LED's)	22 x (4x1W LED's)	26 x (4x1W LED's)
Watts	32Watt	56Watt	88Watt	104Watt
Size LxHxD (mm)	440 x 220 x 80	600 x 310 x 100	1200 x 310 x 130	1500 x 310 x 130
Weight (Kg)	2.8kg	4.5 kgs	8kgs	10.5kgs
Flash	8 Patterns		15 Patterns	
Controller	Cigarette plug+switch (Included)		**58K** (Included)	
Mounting	Magnet feet (Included)		Bracket Mounting Kit (Included)	
Upper lens colour	Clear		Clear	
Bottom Lens	N/A	Clear	Clear	

* Add colour to code: ○ **W** *(White)*, ● **R** *(Red)*, ● **A** *(Amber)*, ● **B** *(Blue)* ** Add voltage to code: **12**(12VDC), **24**(24VDC)

Spares



Code	TBG-2BC	601DZ-*	810LG	58K-**	810DZ-*-**
Description	**TBG** Series Plug + Controller	Spare LED Module for **TBG** Series (0-30VDC)	Spare Mounting Kit for **TBD** Series	Spare Contoller for **TBD** Series	Spare LED Module for **TBD** Series

* Add colour to code: ○ **W** *(White)*, ● **R** *(Red)*, ● **A** *(Amber)*, ● **B** *(Blue)* ** Add to code: **12**(12VDC), **24**(24VDC)

SELF ADHESIVE DIRECTIONAL LED LIGHTS

* Add colour to code:
- ○ **C** *(Clear)*
- ● **R** *(Red)*
- ● **A** *(Amber)*
- ● **B** *(Blue)*







Code	ED0002*	ED0003*	ED0004*
Voltage	12-24VDC	12-24VDC	12 to 24VDC
Flash Rate	75FPM	75FPM	75FPM
Amps	0,45	0,45	0,9
No. Of LED	3 x 1W	3 x 1W	6 x 1W
Size (mm) H x L x D	26 x 60 x 11	49 x 44 x 11	54 x 41 x 11

- Easy installation & Compact Design
- Self adhesive - peel and stick
- High intensity LED's
- Sticks to any flat surface
- Bright visible warning light - Quad Flash
- Tough polycarbonate body and lens
- 1 x 7mm hole required for cable

DAY TIME RUNNING LIGHTS



Shown in Chrome Mounting Bezel

LIT

Day Time Running LEDS - IP66

Code	Size (mm) L x W x H	Mounting	Supply Voltage
C2-98-*	90 x 25 x 15	Flush	12 - 24VDC
C2-104-*	176 x 25 x 15	Flush	12 - 24 VDC

* Add colour ○ **CW** *(Cool White)*, ● **R** *(Red)*, ● **Y** *(Yellow)*, ● **BL** *(Blue)*, ● **GR** *(Green)*

Accessories

Code	Description	Colour
C2-98-B-BK	Surface Mounting Bezel for **C2-98**	● Black
C2-98-B-CH	Surface Mounting Bezel for **C2-98**	● Chrome

©ACDC Dynamics

LED MOTOR VEHICLE LIGHTS IP66

LED Motor Vehicle Lights
Material:
UV Resistant Polycarbonate c/w Lead out Cable








Code	LTL0801ARW	LTL1002ARW	LJL6031AR	LJL6031ARW	LTL1001*	LTL1002*
Size (mm)	343.3L x 120.9H x 28.8D	356L x 134H x 36D	391L x 130H x 40D	603L x 130H x 40D	120.8L x 146H x 28.8D	106L x 134H x 36D
Function	Indicator + Stop + Reverse + Tail	Indicator + Stop + Reverse + Tail	Indicator + Stop + Tail	Indicator + Stop + Reverse + Tail	Indicator or Stop or Reverse	Indicator or Stop or Reverse
Wattage	6W	8W	6.5W	11.5W	2.5W	2.2W
Voltage	10-30VDC	10-30VDC	10-30VDC	10-30VDC	10-30VDC	10-30VDC
No of LED	108	52	48	72	49	16

* Add colour to code: ○ **WH** *(White - Clear)*, ● **R** *(Red)*, ● **A** *(Amber)*








Supplied as a set (Left & Right)

Code	LTL1072*	LTL1000*	LTL0635*	LCL0602*	ZD-168-*-*	ZD-173-*
Size (mm)	138Ø x 43.5	100Ø x 41.2	63.5Ø x 29	60L x 30H x 20D	Ø140 x 80D	30H x 180W x 20D
Function	Indicator or Stop or Reverse	Indicator or Stop or Reverse	Indicator or Stop or Reverse or Tail	Indicator or Tail Light or Side Light	Rear or Brake or Reverse	Rear or Brake / Indicator
Wattage	1.5W	2.5W	2.5W	1.5W	1.1W (30x0.05W)	1.1W (22x0.05W)
Voltage	10-30VDC	10-30VDC	10-30VDC	10-30VDC	12VDC / 24VDC	12VDC / 24VDC
No of LED	12	15	12	4	30	22

* Add colour to code: ○ **WH** *(White - Clear)*, ● **R** *(Red)*, ● **A** *(Amber)*
* Add voltage to code: **12**(12VDC), **24** (24VDC)







Code	LCL1101A	LTL2152*	LTL1061*	LPL0800	LTL3600R
Size (mm)	100L x 43H x 12D	195L x 50H x 32D	106L x 99H x 42D	98L x 40H x 46D	330L x 40H x 22D
Function	Indicator	Indicator + Stop + Tail + Reverse	Indicator + Stop + Tail + (**RNP** + Number Plate)	Number Plate White LED's	LED Brake Light Red
Wattage	0.8W	6W	3W	2W	2W
Voltage	10-30VDC	10-30VDC	12VDC	10-30VDC	10-30VDC
No of LED	4	24	23	6	18
Position	-	*Add to code **L** = Left, **R** = Right	*Add to code **-L** = Left, **RNP** = Right	-	-

REFLECTORS AND COLLAPSABLE TRAFFIC SAFETY




Sold as Pair






2 x AAA Batteries

Code	RF2600R	RF8530*	PP30	PP45	PP70	7595
Size (mm)	171L x 171H x 17D	88.6L x 34.6H x 9D	19L x 19H x 30D	24L x 24H x 45D	32L x 32H x 70D	-
Function	Reflector	Reflector	Collapsible Traffic Safety Cones			LED Cone Light

* Add colour to code: ● **R** *(Red)*, ● **A** *(Amber)*, ○ **W** *(White)*

©ACDC Dynamics

SELF-ADHESIVE TAPES & REFLECTORS

Tapes

Reflective Tape











Code	JT-RT-LR-SA48-50-*	JT-RT-LR-SA48-50-HC-*	465-4K	468K	467-4K
Details	Standard Reflective Tape Double colour available	Honeycomb Reflective Tape - Single colours	White 178mm Red 279.2mm	Red	White
Size	48mm x 50m	48mm x 50m	4 x (50.8mm x 457.2mm)	8 x (36.5mm x 457.2mm)	4 x (50.8mm x 300mm)

*Add colour to code: , ● **A** (*Amber*), ● **R** (*Red*), ● **G** (*Green*), ● **Y** (*Yellow*), ○ **W** (*White*), or ◐ **R/WH** (Red/*White*)

Plastic Rigid











Code	V475-*	V480-*	V483-*	V484-*	V487-*
Size (mm)	Ø81	111 x 48	81 x 36	81 x 42	111 x 29
Unit	1 Per Blister Pack	2 Per Blister Pack	2 Per Blister Pack	Each	2 Per Blister Pack

*Add colour to code: ●**A** (*Amber*), ●**R** (*Red*)

Plastic Flexible











Code	V489-*	V490-*	V491-*	V492-*	V493K-*
Size (mm)	70 x 43	Ø73	110 x 40	110 x 20	Blister Pack contains 2 each: **490**, **491**, **492**
Unit	Each	2 per Blister Pack	Each		

*Add colour to code: ●**A** (*Amber*), ●**R** (*Red*)

REFLECTIVE SAFETY VESTS



QBA-002-Y



QB-LED-002-O

Code	QBA-002-*	QB-LED-002-*
Reflector	5cm Reflective Tape	5cm Reflective Tape & 16 LED's
Description	• 100% Polyester knit material • Velcro Closure	

*Add Colour to Code: **Y** (Fluorescent Yellow), **O** (Fluorescent Orange)

LED EMERGENCY VEHICLE/ROAD FLARE

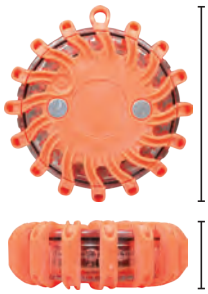





LED Emergency Flare

Code	EMFL-*
Description	The EMFL emergency LED flare comes complete with 12VDC (car cigarette lighter plug) and 230VAC charging adaptors with charge indicators. 8 user selectable flash patterns. The magnetic base allows for vertical or horizontal mounting to any metal surface of a vehicle. Average battery life ± 5 years. Submersible to 5m depth.

*Add code colour to code ○ **W** (*White*), ● **A** (*Amber*), ● **Y** (*Yellow*), ● **G** (*Green*), ● **R** (*Red*) or ● **B** (*Blue*)

Carry Charger Case

Code	EMFL-CASE
Description	Carry case for 6 LED emergency flares to be carried/charged simultaneously. (Charger included)

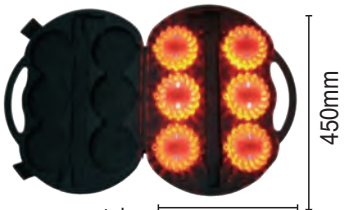

Order flares separately

*Add colour to code: ● **Y** (*Yellow*), ● **R** (*Red*), ● **G** (*Green*)

©ACDC Dynamics

LED POLICE BATONS

Application	No Batteries incl.		Batteries incl.	
				
Code	**RSL-R**	**RSL-RG**	**RSL-R-C**	**RSL-RG-C**
Mode	Red Light Flashing	Red Light Flashing Green Solid	Red Light Flashing	Red Light Flashing Green Solid
Battery Type	3 x 'C'		3.7W 1500mA Lithium Battery	
Material	PC Tube with ABS Handle			

WHEEL CHOCK



9081 9080 9083 Kerb Ramp **9084**

Code	Description	Size (cm) L x W x H	Weight
9080	Wheel Chock	15 x 8.5 x 8.5	0.8Kg
9081	Wheel Chock	22 x 14 x 9.5	1.9Kg
9082	Wheel Chock	27 x 17 x 13	3.1Kg
9083	Wheel Chock	24 x 20 x 18	7.2kg
9084	Kerb Ramp	49 x 32 x 10	10Kg

Wheel Chock designed for maximum traction to grip tire and pavement. Contoured to fit tires, Easy grab handle area. Reinforced rubber resists sun, salt oil and acid.

SPEED HUMP



9012 / 9012-END

9041

Code	Description	Size (cm) L x W x H	Weight
9012	Speed Hump Body	50 x 35 x 5	7Kg (Pair)
9012-END	End	17 x 35 x 5	5Kg (Pair)
9041	Speed Hump Body	122 x 30 x 5	24Kg

TUBING FOR WIRING





Black Convoluted Tubing - Slit Tube

Code	Description
PMCT-7X10-*	7mm ID/10mm OD convoluted tubing
PMCT-10X13-*	10mm ID/13mm OD convoluted tubing
PMCT-13X16-*	13mm ID/16mm OD convoluted tubing
PMCT-17X21-*	17mm ID/21mm OD convoluted tubing
PMCT-22X26-*	22mm ID/26mm OD convoluted tubing
PMCT-29X33-*	29mm ID/33mm OD convoluted tubing

The convoluted polypropolyne tube protects the wiring harness from harsh environments in the vehicle. Thanks to its ribs, it provides high crush resistance while staying very flexible. Made of thermoplastic resin, the convoluted tube has excellent chemical resistance. Tube is slit for easy installation.

* Add to Code: **5M** (5m), **100M** (100m)

* Add to Code: **5M** (5m), **50M** (50m)

P3

GROUND MOUNT REFLECTORS

Ground Tile Series
- Batteries Included
- Battery life: 3yrs











Code	RWSD-012-*	RWSD-006-*	†RWSD-009	RWSD-010	RWSD-011
Size (mm)	100L x 100W x 20H	118L x 115W x 25H	108L x 108W x 18H	140L x 130W x 28H	102L x 82W x 23H
Material	PC	PC	PC	Aluminium	PC
Type	Reflector	4 x LED	4 x LED	4 x LED	4 x LED
Batteries	–	1 x NiMh 700mAh	1 x NiMh 700mAh	1 x NiMh 700mAh	1 x NiMh 700mAh
Flicker Freq.	–	90/min	90/min	90/min	90/min
Duration Time	–	7 day	7 day	7 day	7 day

*Add colour to code: ● **Y** *(Yellow)*, ● **R** *(Red)*, ○ **W** *(White)* ◑ **W/R** *(White Body / Red LED & Refl.)* †LED colour: ● **Y** *(Yellow)*, other colours available on request.

©ACDC Dynamics

200mm LED TRAFFIC SIGNAL LAMPS IP54



- Excludes housing
- 200mm dia.
- Lumen >400mcd
- Vertical or horizontal assembly
- Supply Volts: 230VAC
- Ultra long life 100 000hrs

Code	Colour	Type	Watts	Type of Lens
V8R-400CL	● Red	Full Ball	15W	Cobweb
V8Y-400CL	● Yellow	Full Ball	15W	Cobweb
V8G-400CL	● Green	Full Ball	15W	Cobweb
DX200-01	● Red	Full Ball	8W	Transparent
DX200-02	● Yellow	Full Ball	8W	Transparent
DX200-03	● Green	Full Ball	8W	Transparent
DX200-04	→ Red	Left or right arrow (4000 cd/m²)	7W	Transparent
DX200-06	→ Green	Left or right arrow (4000 cd/m²)	7W	Transparent
DX200-07	● Red	1 x Static red man	7W	Transparent
DX200-08	● Green	1 x Static green man	7W	Transparent
DX200-11	✖ Red	Cross	7W	Transparent
DX200-09	● Red / ● Green	2 Digit count down	7W	Transparent

Accessories

Code	Description
PHB-R	Round ABS Plastic Housing c/w metal visor
AB-PH	Mounting Bracket for **PHB-R**



	Traffic Light Set	Stop/Go Traffic Light Set	Green Arrow/Red Cross Traffic Light	Warning Traffic Light
	With Housing 	With Housing 	with Housing 	with Housing & Solar Panel 
Code	**XHD200-3Z-3-***	**XHD200-12-***	**XHD200-3Z-1-*** (2-in-1)	**RW-TL200-SL/FY**
Power	R (10W) + Y (10W) + G (10W)	R (10W) + G (10W)	R (4W) + G (4W)	Lead Acid 12V/ 8Ah (incl.) 10W Solar panel (incl.)
LED Qty	R (96pcs) + Y (96pcs) + G (96pcs)	R(168pcs) + G (168pcs)	R (96pcs) + G (96pcs)	96pcs
Colour	Red + Yellow + Green	Green + Red	Red + Green	Yellow
Size (mm)	750 x 250 x 160mm	500 x 250 x 160	250 x 250 x 160mm	430 x 340 x 450mm

*Add voltage to code: **230VAC** (86-265VAC), **12VDC**, **24VDC**

300mm LED TRAFFIC SIGNAL LAMPS IP65

	Traffic Light Housing	Traffic Lights	Single Traffic Lights	Traffic Light Set	Solar Traffic Light Set
• High-intensity LED • UV-Stabilised polycarbonate • Clear lens colour • Metal protection cover for lens • Waterproof housing			With Housing 	With Housing 	with Housing & Solar Panel  40W Solar Panel Incl.
Code	**XHD-300-H**	**OPTICA300-01-†-***	**RW-TL300-3/1-***	**XHL-C6006-AC**	**XHL-C6006-DC**
Power	-	13W	13W	230VAC	Lead Acid 12V/35Ah (incl.)
LED Qty	-	168 pcs	R(168pcs)+Y(168pcs) +G(168pcs)	R(96pcs)+Y(96pcs) +G(96pcs)	R(96pcs)+Y(96pcs) +G(96pcs)
Colour	Black	†Add colour to code: ● **R** (Red), ● **Y** (Yellow), ● **GN** (Green)	● **R** (Red), ● **Y** (Yellow), ● **GN** (Green)	● **R** (Red), ● **Y** (Yellow), ● **GN** (Green)	● **R** (Red), ● **Y** (Yellow), ● **GN** (Green)
Size (mm)	430 x 340 x 450mm	300 x 50mm	430 x 430 x 270mm	1210 x 430 x 270mm	1210 x 430 x 270mm

*Add voltage to code: **230VAC** (86-265VAC) or **DC** (24VDC), eg. **XHD-300-019-230VAC**

©ACDC Dynamics

LED ROAD LIGHTING

Solar Powered LED Warning Beacons IP65



Code	SSL-CL9-*-**
Solar Panel	5.5V/55mA Mono Crystalline Silicone
Battery	3.6V/1400mAh
Visibility	±1000m
Effective Light	5 Lumens (2200mcd)
Size	123 x 102mm

*Add colour to code: ● **Y** *(Yellow)*, ● **BL** *(Blue)*, ○ **W** *(White)*
Add operating mode to code: **C=Constant On, **F**=Flash, **R**=Revolve

Solar Powered Road-Side Warning Lights

Pole Mount Ø 26mm



Pole Mount Ø 50mm



Code	RH-4603-Y	H-931-Y
Battery Inc.	1.2V/1800mAh (Ni-Cd)	2V/2.5Ah (Lead-Acid)
LED Qty	6 (10mm)	8 x 1 (5mm)
Flash Rate	150 Flashes/min	120 Flashes/min
Size (mm)	Ø115 x 65 x 166	Ø386 x 100
Colour	Yellow (other colours on request)	

Solar Powered LED Warning Beacons IP65









Code	XHL-C6009-2-*-†	XHL-C6009-1-*-†	XHL-R005	XHL-R007
Battery Inc.	6V/ 10Ah (Lead-Acid)	6V/ 20Ah (lead-Acid)	6V/17Ah (Lead-Acid)	6V/17Ah (Lead-Acid)
LED Qty	33 (5mm)	60 (5mm)	29	46
Flash Rate	60 Flashes/ min	60 Flashes/ min (flowing)	24 Flashes/min	24Flashes/min
Size (mm)	750 x 600 x 60	1600 x 480 x 60	400H x 600W	400H x 600W
Colour	*Add LED colour to code: ● **Y** (Yellow), ● **R** (Red) †Add arrow direction: **L** (Left), **R** (Red)		Black and Amber	Black, Amber and Red

IP68



NEW

IP67



Code	HAN700-*	HAN300-*
Light Intensity	25Candela	25Candela
Controls	On/Off-Intensity-Pattern	On/Off-Pattern
Light Intensity	25 / 50 / 75 / 100%	-
Light Pattern	Flash or Steady	Flash or Steady
Range 360°	Flash 7Km / Steady 4Km	Flash 6.3Km / Steady 3.6Km
Solar Cell	2Wp	1.5Wp
Battery	8AH	5AH
Battery Life	3 - 5 Yrs	Up to 4 Years
Size (mm)	Ø227 x H212	Ø166 x H155

* Add colour to code: ● **R** *(Red)*, ● **G** *(Green)*, ● **B** *(Blue)*, ● **A** *(Amber)*, ○ **W** *(White)*

WHILE STOCKS LAST



Solar Warning Light IP67 - Size: Ø166 x 155H

Code		DWS301-*	DWS302-*
Type		Steady on	Flashing
Night Visibility		4.3km	4.3 - 6.3km
Max Power		1.1 watt	1.1 watt
Effective Light Candela (cd)	Amber	7.5-10.0 cd	12.0-16.0 cd
	Blue	3.0-4.0 cd	5.4-7.2 cd
	White	7.5-10.0 cd	12.0-16.0 cd
Battery (Nickel-Hydrogen)		5.0Ah NiH2	5.0Ah NiH2
Operating Time		120Hrs	300Hrs
Spare Battery		**DWS30-BAT**	**DWS30-BAT**

*Add colour to code: ● **A** (Amber), ● **BL** (Blue)

©ACDC Dynamics

SOLAR ROAD LIGHTS

				
Code	**TEA-1B02-BH**	**TEA-1B03*-BH**	**TEA-1B03C-BH**	**TEA-1E10A-BH**
Solar Cell	5.5V/2250mWp	4V/350mWp	4V/400mWp	4V/500mWp
Battery	3.6V/800mAh NiMh	2.4V/800mAh NiMh	2.4V/1200mAh NiMh	2.4V/1200mAh NiMh
Colour	Amber	White	White	Amber
Lighting Mode	Fast Flash ± 75/min	Steady On	Steady On	Fast Flash ± 60/min
Working Time after full charge	80h	80h	80h	30h
Size	650 x Ø98 x 240H	250L x 78H x 50D	250L x 78H x 50D	Ø103 x 150H
		*Add to code: **A** for right LED display; **B** for left LED display		

LED MARINE NAVIGATION LAMPS

	IP66	IP67	IP67	IP67	IP67
					
Code	**C2-127-***	**C2-128-***	**C2-128GR**	**C2-128M**	**C2-128S**
Function	Port / Starboard / **Masthead** (White)	Port / Starboard	Port / Starboard	**Masthead** (White)	**Masthead** (White)
Output Watts	1.2W	2W	2W	2W	2W
Volts	9-33VDC	9-33VDC	9-33VDC	9-33VDC	9-33VDC
Angle/Distance	360°/±2 Naut. Miles	112.5°/±2 Naut. Miles	112.5° + 112.5°/±2 Naut. Miles	225°/±3 Naut. Miles	135°/±2 Naut. Miles
Size (mm)	83 x 83 x 65	87.5 x 78 x 50	87.5 x 78 x 46.2	87.5 x 78 x 50	87.5 x 78 x 50
Body	Polycarbonate	Polycarbonate	Polycarbonate	Polycarbonate	Polycarbonate
Lens	PMMA	PMMA	Polycarbonate	PMMA	PMMA

*Add colour to code: ●**R** (*Red, Port*), ●**G** (*Green, Starboard*), ○**W** *(White, Masthead)*

	IP67	IP67	IP67	IP68
	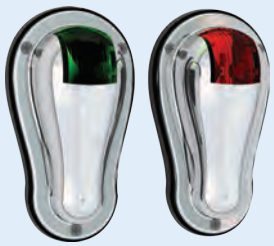			
Code	**C2-503-***	**C2-501**	**C2-504**	**C2-509**
Function	Port / Starboard	Docking Light	Masthead & Decklight	Underwater Light
Output Watts	1W (Red) / 1.5W (Green)	7.5W	6W	12W
Volts	9-33VDC	9-33VDC	9-33VDC	9-33VDC
Angle/Distance	112.5°/±2 Naut. Miles	15°/35m	225°/±3 Naut. Miles	-
Size (mm)	42 x 110 x 61	248 x 150 x 124.1	195 x 140 x 61	Ø126.5 x 32
Body	Stainless Steel 316	Polycarbonate	PA66	Stainless Steel 316
Lens	PMMA	Polycarbonate	Polycarbonate	Polycarbonate

©ACDC Dynamics



HAZARDOUS AREAS & MINING

18

Navigate the complexities of hazardous environments with our specialized products for Hazardous Areas & Mining. Our robust and reliable solutions are designed to withstand extreme conditions, ensuring safety and operational efficiency. From explosion-proof enclosures to heavy-duty sensors, our range addresses the unique challenges of mining and other high-risk industries, providing peace of mind and reliable performance.

EXPLOSION PROOF ANALOGUE ULTRASONIC LEVEL DETECTION

Dinel®

For continuous no-contact level measurement of various liquid and bulk solid materials in closed or open vessels, sumps, reservoirs etc.



Output Type	Sensing Distance			
	0,2 - 2m	0,25 - 6m	0,4 - 10m	0,5 - 20m
Explosionproof Field Adjustable Type - Must be used with **IRU-420** (Below) c/w Connector Socket				
4 - 20mA (2-Wire)	**ULM-53XI-02-I**	**ULM-53XI-06-I**	**ULM-53XI-10-I**	**ULM-53XI-20-I**
EX Rating	Ex II 1/2G Ex ia IIB T5 Ga/Gb	Ex II 1/2G Ex ia IIB T5 Ga/Gb	Ex II 1/2G Ex ia IIA T5 Ga/Gb	Ex II 2G Ex ia IIA T5 Gb
Mounting Type	G1"	G1½"	Polypropylene	Aluminium Alloy Flange
Supply Voltage	18 - 36VDC (18 - 30VDC For **XI** Versions)			
Accuracy	0.20%			
Ambient Temperature	-30° to 70°C		-30° to 60°C	

Dimensions



Wiring Diagram

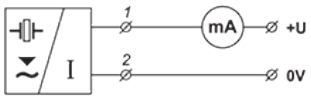



Isolating Repeater - for use with ULM-53XDI

Code	IRU-420-I-*	IRU-420-H-*	IRU-420-U-*
Input Signal	0/4 - 20mA	4 - 20mA	4 - 20mA
Output Signal	0/4 - 20mA	4 - 20mA	0 - 10V
Bi-directional Trans Communication signal HART™	NO	YES	NO

*Add Voltage to Code: **24V** (18-30VAC/18-40VDC) **230V** (60-230VAC/85-230VDC)

Ex II(1)G[EEx ia] IIB /IIC Ex I(M1)G[EEx ia]

TOXIC GAS SENSOR



COMPLETE UNIT

Designed for mounting in any enclosure

Toxic Gas Sensors - *Non-* Ex

c/w gas sensor with gasket, calibrated 4-20mA digital transmitter board and mounting posts.
Gasket sensor diameter: 32.3mm

Code	Type	Colour
CO-BF-*	Carbon Monoxide	Green
H2S-BE-*	Hydrogen Sulphide	Orange
S02-BE-1	Sulphur Dioxide	Red

*Add sensor range to code: **1** (0-500ppm), **2** (0-2000ppm)
Input voltage: 10-30VDC (loop powered)
Connection: 2-Pin Molex (22-27-2021)
CE Approval: BS EN 61326 (Industrial)



CH-A3-BF



440P55

Explosive Gas Sensor Ex

Wheatstone bridge type combustible gas sensor
Sensor diameter: 20.25mm

Code	Type
CH-A3-BF	Explosive Gas Pellistor
440P55	PCB socket for Pellistor

CH-A3-BF detects: Propane, Ethylene, Nonane, Acetylene, Butane, Isobutylene, Hydrogen, n-Pentane and Carbon Monoxide
Order Pellistor and PCB Socket separately
EX II 2G Ex d IIC T4
SIRA 07 ATEX 1088X

EXPLOSION PROOF FANS

O.ERRE Ex

FAN



Fan



Grill

Explosion Proof IP55

CE

Explosion Proof Fans	kW	Supply Voltage	Flow Rate	Size (mm) H x W x Ø	Grill Code
OW354	0.12	230VAC	900m³/h	340 x 340 x 260	**OW595**
OW355	0.14	230VAC	1500m³/h	390 x 390 x 312	**OW596**
OW356	0.16	230VAC	2250m³/h	460 x 460 x 365	**OW597**
OW350	0.18	230VAC	2900m³/h	510 x 510 x 415	**OW598**
OW351	0.21	230VAC	4500m³/h	630 x 630 x 515	**OW599**
OW361	0.18	400VAC	2900m³/h	510 x 510 x 415	**OW598**

Marking: II 2G c T4

- Ex-Atex Approved CESI N.03 Atex 251
- Maximum Operating Temperature 135°C

©ACDC Dynamics

NEW

EXPLOSION PROOF LIMIT SWITCHES IP65

	Single-arm Roller	Dual-arm Roller	Roller Plunger	Push Button	Adjustable-arm Roller	Wobble Head
	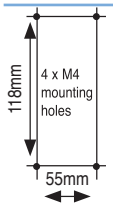					
Code	**BZX85-D**	**BZX85-S**	**BZX85-L**	**BZX85-Z**	**BZX85-K**	**BZX85-N**

Features

- Ex d e IIC T6 Gb, Ex tb IIIC T80°C Db
- Can be used in Zone 1, 2, 21 and 22
- Copper-free Aluminium Alloy enclosure, powder coated surface.
- Gland hole size: M20 x 1.5
- Temperature: -20°C +55°C
- Increased safety enclosure with explosion-proof components.
- 1NO+1NC , 240VAC / 250VDC, 3A AC / 0.27A DC
- Rated Voltage: 240VDC 0.1A, 250VAC 1.5A, 380VAC 0,79A

PULLWIRE CONVEYOR TRIP SWITCH IP45



Code	Description	Amps	Weight	Cable Entries
CTSFLP-D	Double Ended Trip Switch	10A	18kg	1 x Side 20mm



Suitable for: Zone 1 & 2. Group IIA, IIB, IIC class T6. Contacts: 1NO + 1NC. 10A@250VAC per end NOTE: Available for Intrinsically Safe circuits. Also available with flashing light & accessory flashing lights.

Rope Accessories

MET

Code	PWR	SB209331/6	SB209332/6.5	SB209333/M8	SB209336/8
					
Description	Red Steel Wire - PVC sheath rope 100m Ø5mm	Thimble 6mm	Clamp 6.5mm	Eye Bolt M8	Tensioner 8mm

VICTOR PLUGS & SOCKETS 650/1100VAC

Flameproof 250Amp 4 Pin Screw Type Plugs



Code	Description	Cable Size	Cable Type
Z100001/101	Flameproof Plug	4mm²	41
Z100001/102	Flameproof Plug	6mm²	41
Z100001/104	Flameproof Plug	16mm²	41
Z100001/114	Flameproof Plug	16mm²	61A
Z100001/115	Flameproof Plug	25mm²	61A
Z100001/116	Flameproof Plug	35mm²	61A
Z100001/117	Flameproof Plug	50mm²	61A
Z100001/118	Flameproof Plug	70mm²	61A

Non-Flameproof 250Amp 4 Pin Screw Type Plugs



Code	Description	Cable Size	Cable Type
Z7100001/101	Non-Flameproof Plug	4mm²	41
Z7100001/102	Non-Flameproof Plug	6mm²	41
Z7100001/104	Non-Flameproof Plug	16mm²	41
Z7100001/114	Non-Flameproof Plug	16mm²	61A
Z7100001/115	Non-Flameproof Plug	25mm²	61A
Z7100001/116	Non-Flameproof Plug	35mm²	61A
Z7100001/117	Non-Flameproof Plug	50mm²	61A
Z7100001/118	Non-Flameproof Plug	70mm²	61A

Flameproof 250Amp 4 Pin Screw Type Sockets



Code	Description	Cable Size	Cable Type
Z100002/101	Flameproof Socket	4mm²	41
Z100002/102	Flameproof Socket	6mm²	41
Z100002/104	Flameproof Socket	16mm²	41
Z100002/114	Flameproof Socket	16mm²	61A
Z100002/115	Flameproof Socket	25mm²	61A
Z100002/116	Flameproof Socket	35mm²	61A
Z100002/117	Flameproof Socket	50mm²	61A
Z100002/118	Flameproof Socket	70mm²	61A

Non-Flameproof 250Amp 4 Pin Screw Type Sockets



Code	Description	Cable Size	Cable Type
Z710002/101	Non-Flameproof Socket	4mm²	41
Z710002/104	Non-Flameproof Socket	16mm²	41
Z710002/115	Non-Flameproof Socket	25mm²	61A
Z710002/116	Non-Flameproof Socket	35mm²	61A
Z710002/117	Non-Flameproof Socket	50mm²	61A
Z710002/118	Non-Flameproof Socket	70mm²	61A

©ACDC Dynamics

AMPCO SWITCHED SOCKETS



25A/40A



63A



25A



40A



63A

Splashproof Switched Dual Interlocked Socket - Aluminium

Code	Poles	Amperage	Rated Voltage	Size (HxWxD) mm
A1207	3P + E	25A	400/500V	290 x 180 x 155
A1210	3P + N + E	25A	400/500V	290 x 180 x 155
A1213	3P + E	40A	400/500V	290 x 180 x 155
A1216	3P + N + E	40A	400/500V	290 x 180 x 155
A1219	3P + E	63A	400/500V	330 x 200 x 190
A1224	3P + N + E	63A	400/500V	330 x 200 x 190

Splashproof Dual Interlocked Socket - Aluminium with Intergrated Circuit Breaker

Code	Poles	Amperage	Rated Voltage	Size (HxWxD) mm
A1221	3P + E	63A	400/500V	321 x 205 x 140

Plugs Din Flat Oval Splashproof - Aluminium

Code	Poles	Amperage	Rated Voltage	Size (HxWxD) mm
A1206	3P + E	25A	400/500V	125 x 90 x 40
A1209	3P + N + E	25A	400/500V	125 x 90 x 40
A1212	3P + E	40A	400/500V	190 x 110 x 45
A1215	3P + N + E	40A	400/500V	190 x 110 x 45
A1218	3P + E	63A	400/500V	230 x 130 x 55
A1223	3P + N + E	63A	400/500V	230 x 130 x 55

Plugs Din Flat Oval Splashproof - Plastic

Code	Description	Amperage	Rated Voltage	Size (HxWxD) mm
A1230	3P + E	25A	400/500V	115 x 90 x 48
A1231	3P + E	40A	400/500V	183 x 112 x 53

3 PHASE SOCKET OUTLET IP44



A1251



A1250

Switched Industrial Socket Outlet - 380-415VAC

Code	Description	Size (mm)
A1251	16A 3PH+E 6H Neesoc Socket Splash Proof	145 x 107 x 118mm
A1253	25A 3PH+E 6H Neesoc Socket Splash Proof	126 x 120 x 162mm
A1250	16A 3PH+E 6H Plug Top	45 x 60 x 97mm
A1252	25A 3PH+E 6H Plug Top	45 x 60 x 97mm

Material: ABS (Flame Retardant and UV Resistant)
Gland Entry: 2 x M20 (Top and Bottom)

EXPLOSION PROOF PLUGS & SOCKETS IP66

Material: GRP (Glass Fibre Reinforced Polyester Resin)
Suitable for use in: Zone1, 2 ; Zone 21, 22
Explosion Protection: 112 GD EX de IIC T6G6 / EX ED A21 T80°C IP66







Plug & Socket

Rated Current (A)	Rated Voltage (V)	Poles	Plug	Socket	Coupling Set
16A	200 - 250	2P+E	BCZ8060-16/250/3P/T	BCZ8060-16/250/3P/Z	BCZ8060-16/250/3P/L
	380 - 415	3P+N+E	BCZ8060-16/415/5P/T	BCZ8060-16/415/5P/Z	BCZ8060-16/415/5P/L
	480 - 500	3P+E	BCZ8060-16/500/4P/T	BCZ8060-16/500/4P/Z	BCZ8060-16/500/4P/L
32A	380 - 415	3P+N+E	BCZ8060-32/415/5P/T	BCZ8060-32/415/5P/Z	BCZ8060-32/415/5P/L
	480 - 500	3P+E	BCZ8060-32/500/4P/T	BCZ8060-32/500/4P/Z	BCZ8060-32/500/4P/L
63A	380 - 415	3P+N+E	BCZ8060-63/415/5P/T	BCZ8060-63/415/5P/Z	-
	480 - 500	3P+E	BCZ8060-63/500/4P/T	BCZ8060-63/500/4P/Z	-

©ACDC Dynamics

ALUPRES SERIES - DIECAST INTERLOCKED SOCKET OUTLETS

Switched Sockets - In Aluminium Alloy for heavy duty use, with mechanical interlock **IP67**

The system contains versions from 16A up to 125A, with or without fuses, with MCB or with an EN 50022 rail that can be fitted with modular devices. All the sockets can be combined in compositions thanks to the dedicated boxes with blind covers or transparent windows. The casing is treated with eco-friendly anticorrosion passivation using fluoro-zirconium and coated with hot polymerized scratch-resistant non-toxic polyester paint. The interlock system is made of steel and the isolator switch is certified with the AC3-AC23A category at rated current. See Shortform for table of chemical resistance.

Sockets supplied with bottom blind flange. Top flange to be ordered separately.



SF29642



SF29649

Rated Current (A)	Rated Voltage (V)	Poles	h. ref.	AC23A @400V	Terminal Capacity	Flange Type	Mod. 125	Mod. 185
16A	230	2P + ⏚	6	7.5kW	1-10mm²	F1	SF29641	-
	400	3P + ⏚	6	7.5kW	1-10mm²	F1	SF29642	-
		3P + N + ⏚	6	7.5kW	1-10mm²	F1	SF29643	-
	500	3P + ⏚	7	7.5kW	1-10mm²	F1	SF29649	-
32A	230	2P + ⏚	6	15kW	1-10mm²	F1	SF29644	-
	400	3P + ⏚	6	15kW	1-10mm²	F1	SF29645	-
		3P + N + ⏚	6	15kW	1-10mm²	F1	SF29646	-
	500	3P + ⏚	7	15kW	1-10mm²	F1	SF29650	-
63A	400	3P + ⏚	6	34kW	6-35mm²	F1	SF29647	-
		3P + N + ⏚	6	34kW	6-35mm²	F1	SF29648	-
	500	3P + ⏚	7	34kW	6-35mm²	F1	SF29651	-
125A	400	3P + ⏚	6	52kW	6-70mm²	F3	-	SF29652
		3P + N + ⏚	6	52kW	6-70mm²	F3	-	SF29653
	500	3P + ⏚	7	52kW	6-70mm²	F3	-	SF29654

Possible Configurations of Alupres Sockets & Accessories

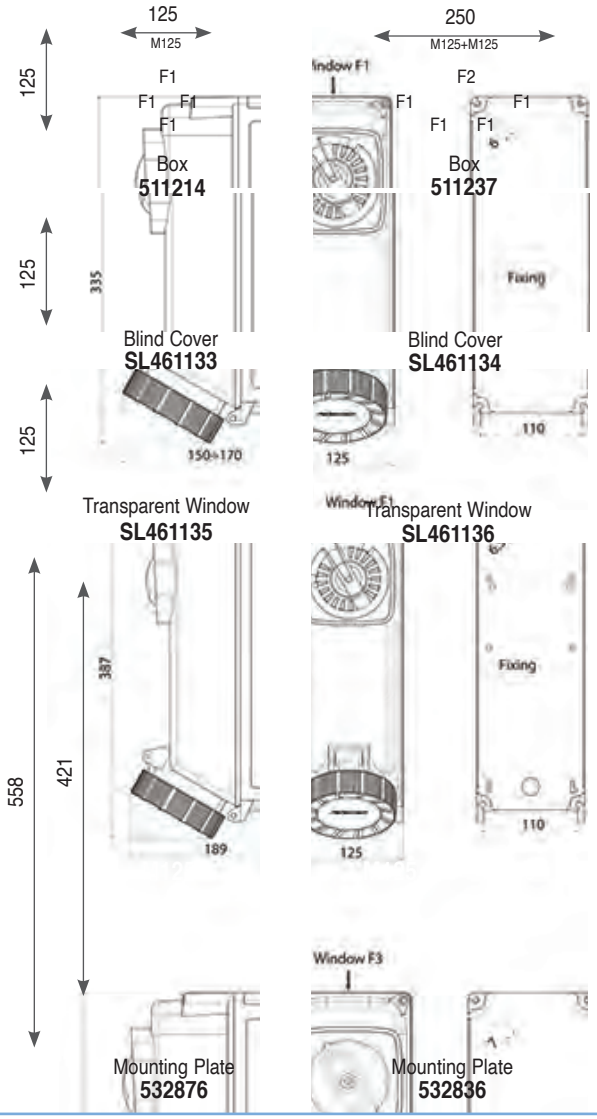



547021



540091



541055



SL461126



511214



SL461133



SL461134



SL131135



532876

Flanges - To be ordered separately

Code	Flange Type
547021	Reduction flange F2 to F1
547031	Reduction flange F3 to F1
547151	Reduction flange F5 to F1
547053	Reduction flange F5 to F3
540091	Blind closing flange F1
540033	Blind closing flange F3
541055	Flat flange F1 / M25
540180	Raised flange F1 / M32
540185	Raised flange F2 / M32
540186	Raised flange F2 / M40
540190	Raised flange F3 / M40
540195	Raised flange F5 / M50
SL461126	2 Entry Threaded Flange F1 / 2x M25
SL461137	2 Entry Threaded Flange F3 / 2x M32
SL461127	2 Entry Threaded Flange F3 / 2x M40

Junction Boxes

Code	Socket Type	Flange Type	Size (mm)
511214	Mod. 125	F1 x 4	125 x 125 x 63
511237	Mod. 125	F1 x 4 + F2 x 1	252 x 125 x 63
511312	Mod. 185	F3 x 4	185 x 185 x 95

Blind Covers for Junction Boxes

Code	Socket Type	DIN Mod QTY	Size (mm)
SL461133	Mod. 125	-	125 x 125 x 10
SL461134	Mod. 125	-	252 x 125 x 50
SL461131	Mod. 185	-	185 x 185 x 50

Transparent Cover

SL461135	Mod. 125	4	125 x 125 x 50
SL461136	Mod. 125	9	252 x 125 x 50
SL461132	Mod. 185	7.5	185 x 185 x 50

Mounting Plates

Code	Socket Type	Sockets QTY	Size (mm)
532876	Mod. 125	1	558 x 125
532836	Mod. 125	2	558 x 250

©ACDC Dynamics

XCEE SERIES - HIGH PERFORMANCE SOCKETS

- Rated Insulation Voltage: 690V
- IP Rating: **IP66/67/69**
- Frequency: 50/60Hz
- Safe disconnection of connections in the field
- Easy to use - Ergonomic Design
- Robust - IK10 Impact Rating
- Heavy Duty Terminals with Cage Clamps

Fully Assembled Rotor Interlocked Sockets





Rated Current (A)	Rated Voltage (V)	h. ref	Poles	Rotoswitch Couplers	Straight Rotoswitch Sockets	20° Angled Rotoswitch Sockets
16A (AC23)	230	6	2P + ⏚	410126	412126	413126
	400	6	3P + ⏚	410136	412136	413136
		6	3P + ⏚ + N	410146	412146	413146
	480-525	7	3P + ⏚	410137	-	-
		7	3P + ⏚ + N	410147	-	-
32A (AC23)	230	6	2P + ⏚	410226	412226	413226
	400	6	3P + ⏚	410236	412236	413236
		6	3P + ⏚ + N	410246	412246	413246
	380-440	3	3P + ⏚	410233		
	480-525	7	3P + ⏚	410237	-	-
		7	3P + ⏚ + N	410247	-	-
63A (AC23) NEW	400	6	3P + ⏚	410336	412336	413336
		6	3P + ⏚ + N	410346	412346	413346
	480-525	7	3P + ⏚	410337	-	-
		7	3P + ⏚ + N	410347	-	-
125A (AC23) NEW	400	6	3P + ⏚	410436	412436	413436
		6	3P + ⏚ + N	410446	412446	413446
	480-525	7	3P + ⏚	410437	-	-
		7	3P + ⏚ + N	410447	-	-

NEW

Fully Assembled XCEE Plugs & Sockets






Rated Current (A)	Rated Voltage (V)	Clock Position	Poles	Plugs	Couplers	65° Angled Wall Mounted Inlets	65° Angled Wall Mounted Sockets
16A	230	6	2P + ⏚	760126	770126	766126	776126
	400	6	3P + ⏚	760136	770136	766136	776136
		6	3P + ⏚ + N	760146	770146	766146	776146
	480-525	7	3P + ⏚	760137	770137	-	-
		7	3P + ⏚ + N	760147	770147	-	-
32A	230	6	2P + ⏚	760226	770226	766226	776226
	400	6	3P + ⏚	760236	770236	766236	776236
		6	3P + ⏚ + N	760246	770246	766246	776246
	380-440	3	3P + ⏚	760233	770233	-	776233
	480-525	7	3P + ⏚	760237	770237	-	-
		7	3P + ⏚ + N	760247	770247	-	-
63A	400	6	3P + ⏚	760336	770336	766336	776336
		6	3P + ⏚ + N	760346	770346	766346	776346
	480-525	7	3P + ⏚	760337	770337	-	-
		7	3P + ⏚ + N	760347	770347	-	-
125A	400	6	3P + ⏚	760436	770436	766436	776436
		6	3P + ⏚ + N	760446	770446	766446	776446
	480-525	7	3P + ⏚	760437	770437	-	-
		7	3P + ⏚ + N	760447	770447	-	-

* Other Combinations available on request

©ACDC Dynamics

XCEE & ROTOR SERIES - COMPONENTS

- Rated Insulation Voltage: 690V
- IP Rating: **IP66/67/68/69**
- Frequency: 50/60 Hz
- Safe disconnection of connections in the field
- Easy to use – Ergonomic Design
- Robust – IK10 Impact Rating
- Heavy Duty Terminals with Cage Clamps
- Rotorswitch Socket - AC23

Plug or Socket Modules





Rated Current (A)	Rated Voltage (V)	Clock Position	Poles	Plug Module	Rotoswitch Socket Module	Unswitched Socket Module
16A	230	6	2P + ⏚	769126	419126	779126
	400	6	3P + ⏚	769136	419136	779136
		6	3P + ⏚ + N	769146	419146	779146
	480-525	7	3P + ⏚	769137	419137	779137
		7	3P + ⏚ + N	769147	419147	779147
32A	230	6	2P + ⏚	769226	419226	779226
	400	6	3P + ⏚	769236	419236	779236
		6	3P + ⏚ + N	769246	419246	779246
	380-440	3	3P + ⏚	769233	419233	779233
	480-525	7	3P + ⏚	769237	419237	779237
		7	3P + ⏚ + N	769247	419247	779247
NEW 63A	400	6	3P + ⏚	769336	419336	779336
		6	3P + ⏚ + N	769346	419346	779346
	480-525	7	3P + ⏚	769337	419337	779337
		7	3P + ⏚ + N	769347	419347	779347
NEW 125A	400	6	3P + ⏚	769436	419436	779436
		6	3P + ⏚ + N	769446	419446	779446
	480-525	7	3P + ⏚	769437	419437	779437
		7	3P + ⏚ + N	769447	419447	779447

Handles - For plug or Coupler



Code	Rated Current	Poles	Entry Cable Ø (mm)
419001	16A	2P + ⏚	6,3 - 18
419002	16A	3P + ⏚	6,3 - 18
419003	16A	3P + N + ⏚	9 - 23
	32A	2P/3P + ⏚	9 - 23
419004	32A	3P + N + ⏚	13 - 27
419005	63A	2/3P + ⏚ / 3P + N + ⏚	14 - 36
419006	125A	2/3P + ⏚ / 3P + N + ⏚	16 - 50

Straight Panel Mounted Flanges



Code	Rated Current	Poles	Flange Sizes (mm)
419021	16A	2P + ⏚	65x83
419022	16A	3P + ⏚	65x83
419023	16A	3P + N + ⏚	65x83
	32A	2P/3P + ⏚	65x83
419024	32A	3P + N + ⏚	100x108
419025	63A	2/3P + ⏚ / 3P + N + ⏚	100x108
419026	125A	2/3P + ⏚ / 3P + N + ⏚	114x114

20° Angled Panel Mounted Flanges



Code	Rated Current	Poles	Flange Sizes (mm)
419031	16A	2P + ⏚	65x83
419032	16A	3P + ⏚	65x83
419033	16A	3P + N + ⏚	65x83
	32A	2P/3P + ⏚	65x83
419034	32A	3P + N + ⏚	100x108
419035	63A	2/3P + ⏚ / 3P + N + ⏚	100x108
419036	125A	2/3P + ⏚ / 3P + N + ⏚	114x114

TAIS Enclosers - Suitable for XCEE - Wall Mounted Boxes & Frames

Adapter Frames



Code	Flange Dimension (mm)	Adapter Frame Dimension (mm)
532841	65x83	100x108
-	-	-
-	-	-

Blind Flanges



Code	Flange Dimension (mm)
532843	65x83
532842	100x108
-	-

65° Angled Boxes



Code	Flange Dimension (mm)	Box Dimension (mm)
532131	65x83	92x125
532132	100x108	92x125
532133	114x114	125x185

Single Gang Boxes



Code	Flange Dimension (mm)	Box Dimension (mm)
532101	65x83	92x125
532102	100x108	92x125
532103	114x114	125x185

Double Gang Boxes



Code	Flange Dimension (mm)	Box Dimension (mm)
532121	2x(65x83)	92x255
532122	2x(100x108)	125x352
-	-	-

©ACDC Dynamics

TAIS SERIES

M125 Interlocked socket-outlets



M125

Amps	Rated Voltage	Poles	h. ref.	Code	AC23A @ 400V	Terminal Capacity	Size (mm) H x W x D	Entry
16A	230V	2P + ⏚	6	467126	8.9kW	1-10mm²	350 x 125 x 160	M25
	400V	3P + ⏚	6	467136	8.9kW	1-10mm²	350 x 125 x 160	M25
		3P + N + ⏚	6	467146	8.9kW	1-10mm²	350 x 125 x 160	M25
32A	230V	2P + ⏚	6	470226	17.7kW	1-10mm²	350 x 125 x 185	M32
	400V	3P + ⏚	6	470236	17.7kW	1-10mm²	350 x 125 x 185	M32
		3P + N + ⏚	6	470246	17.7kW	1-10mm²	350 x 125 x 185	M32
	380/500V	3P + ⏚ Container	3	470233	17.7kW	1-10mm²	350 x 125 x 185	M32
63A	230V	2P + ⏚	6	470326	34.9kW	6-35mm²	385 x 125 x 203	M32
	400V	3P + ⏚	6	470336	34.9kW	6-35mm²	385 x 125 x 203	M32
		3P + N + ⏚	6	470346	34.9kW	6-35mm²	385 x 125 x 203	M32



M250 Direct Power

M250 Interlocked socket-outlets

NEW



M250 DIN Guide

Amps	Rated Voltage	Poles	h. ref.	Direct Power	DIN Guide	AC23A @ 400V	Terminal Capacity	Size (mm) H x W x D	Entry
125A	400V	3P + ⏚	6	480436	483436	55KW	10-70 mm²	594 x 250 x 252	Up to M63 (by the installer)
		3P + N + ⏚	6	480446	483446	55KW	10-70 mm²	595 x 250 x 252	
	480-525V	3P + ⏚	7	480437	-	55KW	10-70 mm²	596 x 250 x 252	
		3P + N + ⏚	7	480447	-	55KW	10-70 mm²	597 x 250 x 252	

Boxes for Socket Outlet Combinations



Blind Cover



Transparent Window

Code	Max no. of M125	Max no. of M250	No. of DIN Mod	Size (mm) L x W x H
Complete Box with Blind Cover				
532200	1	-	-	125x185x125
532202	2	1	-	250x185x125
532204	3	-	-	380x185x125
Complete Box with Transparent Window				
532300	1	-	5	125x185x150
532302	2	1	12	250x185x150
532304	3	-	19	380x185x150



538432

Fitting - for rapid coupling of boxes to sockets

Code	Hole Type	Mounting hole mm	Max Ø for cable passage
538425	M25	25.5	16mm
538432	M32	32.5	20mm



538800

Mounting Plates for M125

Code	Max no. of installable sockets Mod. 125	Size (mm) W x H
538800	1	125 x 630
538802	2	250 x 630
538804	3	380 x 630

NEW



Padlockable Spare Knobs

- For TAIS & ALUPRES Modules

Code	Amps	Socket Type
538225	32/63A	M125

NEW



Auxiliary Contacts

Code	Switch Type	Rated Current	Contact Type
270326	16-125A	10A	NC (Late Break)
270327			NC (Early Break)
270330			NC
270331			NO
270332			NO + NC

HAZARDOUS AREAS & MINING

* Other versions available on request

©ACDC Dynamics

TAIS MIGNON SERIES - SMALL DEVICES



202271
202276
202282
202275



261435



261432



101031

Rocker Switches - in thermosetting (GRP), technopolymer cable gland - **IP67**

Code	202271	202276	202275	202282
Poles	1P (1 Lever)	1CO (1 Lever)	2 x 1P (2 Lever)	2P (1 Lever)
Entry Type	1 x M20 (Top)			
Box Dimensions (mm)	62 x 80 x 48			
Rated Current/Voltage	16A/250VAC, 10A/400VAC			

Push Buttons - in thermosetting (GRP), technopolymer cable gland - **IP67**

Code	261435	261445
Contact Configuration	1NO	1NC
Entry Type	1 x M20 (Top)	
Box Dimensions (mm)	62 x 80 x 51	
Rated Current/Voltage	10A/400VAC	

Start-Stop Push-Button Station - In thermosetting (GRP), technopolymer cable gland - **IP67**

Code	261432
Entry Type	1 x M20 (Top)
Box Dimensions (mm)	62 x 80 x 51
Rated Current/Voltage	10A/400VAC

Junction Boxes - In thermosetting (GRP), technopolymer cable gland - **IP65**

Code	Entry Type	Entry Position	External Size mm
101021	2 x M20	Top / Bottom	62 x 80 x 38
101031	3 x M20	Top / Bottom / Side	62 x 80 x 38
101041	4 x M20	Top / Bottom / Left / Right	62 x 80 x 38
101061	6 x M20	Top / Bottom / 2 x Left / 2 x Right	62 x 80 x 38
101151	6 x M20	Top / Bottom / 2 x Left / 2 x Right	77 x 102 x 48
101161	6 x M25	Top / Bottom / 2 x Left / 2 x Right	77 x 102 x 48



Made of Thermosetting (GRP) to resist high temperatures and chemicals.



IP67 - Resistant to liquids and humidity



Easily assembled and are able to create small combinations



Compact dimensions and can be either flush mounted or wall mounted.
(Flush mounted units only available ex-indent)

CAM SERIES - ENCLOSED ROTARY ISOLATORS IP67



25-63A
292201

100-600A
292503



538130

Isolator Switches - In Thermosetting (GRP) - **IP67**

Code	Poles	Amps	AC23A@400V	Entry Type	Terminal	Size (mm)
292201	2	25A	12kW	2 x M25	1-10mm²	92 x 125 x 122
292202	3	25A	13.9kW	2 x M25	1-10mm²	92 x 125 x 122
292203	4	25A	13.9kW	2 x M25	1-10mm²	92 x 125 x 122
292302	3	40A	17.7kW	2 x M32	4-10mm²	125 x 185 x 165
292303	4	40A	17.7kW	2 x M32	4-10mm²	125 x 185 x 165
292412	3	63A	27.7kW	2 x M32	10-35mm²	125 x 185 x 165
292413	4	63A	27.7kW	2 x M32	10-35mm²	125 x 185 x 165
292503*	4	100A	27.7kW	2 x a	10-25mm²	185 x 250 x 261
292623*	4	200A	110kW	2 x b	16-70mm²	250 x 370 x 261
292703*	4	400A	-	Blind	-	370 x 500 x 261
292733*	4	600A	-	Blind	-	370 x 500 x 261

25-63A Supplied without glands.*100-600A supplied without blind flanges - to be ordered separately.

Blind Flanges - To be ordered separately

Code	Type	Size (mm)	Flange Height
538130	a	110 x 60	45
538230	b	175 x 60	45
538330	c	295 x 60	45

HAZARDOUS AREAS & MINING

©ACDC Dynamics

ALUMINIUM HEAVY DUTY PLUGS & SOCKETS IP66



Switched Sockets - For use from 400V to 1000V. In steel with electrically interlocked circuit breaker **IP65**

ALUMAX series low voltage switched sockets with electrical interlock are a range of products in 15/10 steel sheet, finished with hot polymerized scratch-resistant non-toxic polyester painting, equipped with an aluminium alloy socket for heavy duty uses, from 250A up to 400A. Each connection is equipped with a double pilot contact. The sockets (electrically interlocked) are equipped with an earth leakage MCCB with 36kA breaking capacity. The operator can be padlocked both at 0 and 1 position. See Shortform for table of chemical resistance.

Code	Rated Voltage	Amps	Poles	Pilot Contacts		Size (mm) H x W x D
				Nº of Loads	Size (mm²)	
480530	400V	250A	3P + ⏚	2	10	650 x 400 x 252
480550	400V	250A	3P + N + ⏚	2	6	650 x 400 x 252
480531	500V	250A	3P + ⏚	2	10	650 x 400 x 252
480551	500V	250A	3P + N + ⏚	2	6	650 x 400 x 252
480650	400V	320A	3P + N + ⏚	2	6	660 x 500 x 252
480651	500V	320A	3P + N + ⏚	2	6	660 x 500 x 252
480750	400V	400A	3P + N + ⏚	2	6	660 x 500 x 252
480751	500V	400A	3P + N + ⏚	2	6	660 x 500 x 252



Plugs



Connectors



Panel Inlet



Panel Socket

Plugs - Female - In aluminium alloy with anti-corrosion treatment **IP67**

Code	Rated Voltage	Amps	Poles	Pilot Contacts	
				Nº of Loads	Size (mm²)
750530	1000VAC	250A	3P + ⏚	2	10
750550	1000VAC	250A	3P + N + ⏚	2	6
750650	1000VAC	320A	3P + N + ⏚	2	6
750750	1000VAC	400A	3P + N + ⏚	2	6
Connectors - Male - In aluminium alloy with anticorrosion treatment **IP67**					
760530	1000VAC	250A	3P + ⏚	2	10
760550	1000VAC	250A	3P + N + ⏚	2	6
Panel Inlet - Female - In aluminium alloy with anticorrosion treatment **IP67**					
751530	1000VAC	250A	3P + ⏚	2	10
751550	1000VAC	250A	3P + N + ⏚	2	6
Panel Socket - Male - In aluminium alloy with anticorrosion treatment **IP67**					
761530	1000VAC	250A	3P + ⏚	2	10
761550	1000VAC	250A	3P + N + ⏚	2	6

ALUMINIUM HEAVY DUTY PLUGS & SOCKETS IP66



Socket



Plug

Watertight Plugs & Interlocked Switched Sockets

Plug Code	Socket Code	Poles	Current Rating	Voltage	Entries	Socket Dimensions (mm)
Square Type - 15/30A						
PD230PAMN	PD230SAM	2P + ⏚	15A	230-400VAC	2 x M25	178H x 87L x 94D
PD160/4BPAM	PD998BSAM	3P + ⏚	15A	230-400VAC	2 x M25	178H x 87L x 94D
PD30/4PAMN	PD30/4SAM	3P + ⏚	30A	230-400VAC	2 x M25	181H x 98L x 98D
Round Type - 10A						
PD84/3PAM	PD84/3SAM	2P + ⏚	5A	230-400VAC	2 x M20	95L x 78D
PD84/4PAM	PD84/4SAM	3P + ⏚	5A	230-400VAC	2 x M20	95L x 78D
Round Type - 15A						
PD230PAMN	PD160/3SAM	2P + ⏚	15A	230-400VAC	2 x M25	95L x 70D
PD160/4BPAM	PD160/4BSAM	3P + ⏚	15A	230-400VAC	2 x M25	95L x 70D
PD160/5PAMN	PD160/5SAM	4P + ⏚	15A	230-400VAC	2 x M25	95L x 70D
Round Type - 30A						
PD30/4PAMN	PD930/4SAM	3P + ⏚	30A	230-400VAC	2 x M25	95L x 78D



Socket



Plug



PD145AM

Watertight Metal Clad Switches with Round Body

Code	No. of Ways	Poles	Current Rating	Voltage	Entries	Dimensions (mm)
PD145AM	1 Way	1P	10A	230-400VAC	2 x M25	98H x 85L x 70D
PD145/2AM	2 Way	2P	10A	230-400VAC	2 x M25	98H x 85L x 70D
PD219AM	1 Way	1P	20A	230-400VAC	2 x M25	98H x 85L x 70D
PD219/2AM	2 Way	2P	20A	230-400VAC	2 x M25	98H x 85L x 70D

©ACDC Dynamics

NEW TAIS-EX SERIES- INTERLOCKED SOCKET-OUTLET

Zone: 2,21,22

See item datasheet for model specific EX Ratings



467126EX

Female Switched Sockets - In Thermosetting (GRP) with mechanical interlock, for wall mounting **IP66**

Amps (AC23A)	Rated Voltage	Poles	h. ref.	Code	Terminal Capacity	Entry
16A	230V	2P + ⏚	6	467126EX	1-10mm²	M25
	400V	3P + ⏚	6	467136EX	1-10mm²	M25
		3P + N + ⏚	6	467146EX	1-10mm²	M25
	500V	3P + ⏚	7	467137EX	1-10mm²	M25
32A	230V	2P + ⏚	6	470226EX	1-10mm²	M32
	400V	3P + ⏚	6	470236EX	1-10mm²	M32
		3P + N + ⏚	6	470246EX	1-10mm²	M32
	500V	3P + ⏚	7	467237EX	1-10mm²	M32
63A	400V	3P + ⏚	6	470336EX	6-16mm²	M40
		3P + N + ⏚	6	470346EX	6-16mm²	M40
	500V	3P + ⏚	7	467337EX	6-16mm²	M40

NEW XCEE-EX SERIES - PLUGS

Zone: 2, 21, 22

See item datasheet for specific EX Ratings

The XCEE-EX casing, made of carbon-fibre-reinforced technopolymer, prevents the build-up of electrostatic charges, thus preventing the ignition of explosive gas, vapour or dust atmospheres.



760137EX

Male Plugs - with cable gland **IP66**

Amps	Rated Voltage	Poles	h. ref.	Code	Terminal Capacity
16A	230V	2P + ⏚	6	760126EX	1-10mm²
	400V	3P + ⏚	6	760136EX	1-10mm²
		3P + N + ⏚	6	760146EX	1-10mm²
	500V	3P + ⏚	7	760137EX	1-10mm²
32A	230V	2P + ⏚	6	760226EX	1-10mm²
	400V	3P + ⏚	6	760236EX	1-10mm²
		3P + N + ⏚	6	760246EX	1-10mm²
	500V	3P + ⏚	7	760237EX	1-10mm²
63A	400V	3P + ⏚	6	760336EX	16-25mm²
		3P + N + ⏚	6	760346EX	16-25mm²
	500V	3P + ⏚	7	760337EX	16-25mm²

WHILE STOCKS LAST CEE-EX SERIES - PLUGS

Zone: 2, 21, 22

See item datasheet for specific EX Ratings



16A
32A
63A

Male Plugs - with cable gland **IP66**

Amps	Rated Voltage	Poles	h. ref.	Code	Terminal Capacity
16A	230V	2P + ⏚	6	477303EX	1-4mm²
	400V	3P + ⏚	6	477413EX	1-4mm²
		3P + N + ⏚	6	477423EX	1-4mm²
	500V	3P + ⏚	7	477513EX	1-4mm²
32A	230V	2P + ⏚	6	477306EX	2.5-10mm²
	400V	3P + ⏚	6	477416EX	2.5-10mm²
		3P + N + ⏚	6	477426EX	2.5-10mm²
	500V	3P + ⏚	7	477516EX	2.5-10mm²
63A	400V	3P + ⏚	6	477417EX	4-16mm²
		3P + N + ⏚	6	477427EX	4-16mm²
	500V	3P + ⏚	7	477517EX	4-16mm²

©ACDC Dynamics

TAIS MIGNON-EX SERIES - SMALL DEVICES

Ex nR IIC T6 Gc
Ex tc IIIC T70°C Dc
Zone: 2, 21, 22



202271EX 202282EX 202276EX | 202275EX | 261435EX | 261432EX | 261433EX

Switches - in thermosetting (GRP), for wall mounting, c/w cable glands/blanking plugs **IP66**

Code	202271EX	202282EX	202275EX	202276EX
Electrical Scheme	1P (1 Lever)	2P (1 Lever)	2 x 1P (2 Lever)	1CO (1 Lever)
Entry Type	1 x M20 (Top)	2 x M20 (Top, Bottom)	1 x M20 (Top)	1 x M20 (Top)
Rated Current/Voltage	16A/250VAC, 10A/400VAC			

Pushbuttons - in thermosetting (GRP), for wall mounting, c/w cable glands/blanking plugs **IP66**

Code	261435EX	261445EX
Contact Configuration	1NO	1NC
Entry Type	1 x M20 (Top)	
Rated Voltage	10A/400VAC	

Pushbutton Panel - in thermosetting (GRP), for wall mounting, c/w cable glands/blanking plugs **IP66**

Code	261432EX	261433EX
Function	Start/Stop	On/Off
Entry Type	1 x M20 (Top)	
Rated Voltage	10A/400VAC	

CAM-EX SERIES - ENCLOSED ROTARY SWITCHES

Ex nR IIC T6 Gc
Ex tb IIIC T70°C Db
Zone: 2, 21, 22



Isolator Switch | Selector Switch

* Protection Rating: **IP65**

Isolator Switches - In aluminium alloy for wall mounting, c/w cable glands **IP66/67**

Code	No. of Poles	Rated Current	AC23A @400V	Entry Type	Terminal Capacity	Size (mm) W x H x D
272241EX	2	25A	12kW	2 x M25 (Top/Bottom)	1 - 10m²	92 x 138 x 102
272242EX	3	25A	12kW	2 x M25 (Top/Bottom)	1 - 10m²	92 x 138 x 102
272243EX	4	25A	12kW	2 x M25 (Top/Bottom)	1 - 10m²	92 x 138 x 102
272244EX	6	25A	12kW	2 x M25 / 2 x M25 (Top/Bottom)	1 - 10m²	125 x 185 x 148
272302EX	3	40A	19kW	2 x M32 (Top/Bottom)	4 - 10m²	125 x 232 x 137
272303EX	4	40A	19kW	2 x M32 (Top/Bottom)	4 - 10m²	125 x 232 x 137
272304EX	6	40A	19kW	2 x M32 / 2 x M32 (Top/Bottom)	4 - 10m²	125 x 292 x 148
282402EX	3	63A - Zone 21-22 50A - Zone 2	34kW	2 x M32 (Top/Bottom)	6 - 16m²	125 x 292 x 148
282403EX	4		34kW	2 x M32 (Top/Bottom)	6 - 16m²	125 x 292 x 148
282404EX	6		34kW	2 x M32 / 2 x M32 (Top/Bottom)	6 - 16m²	125 x 292 x 168
Selector Switches - In aluminium alloy for wall mounting, c/w cable glands **IP66/67**						
272246EX	3	25A	12kW	1 x M25 / 2 x M25 (Top/Bottom)	1 - 10m²	125 x 232 x 148
272247EX	4	25A	12kW	1 x M25 / 2 x M25 (Top/Bottom)	1 - 10m²	125 x 232 x 148
282406EX	3	50A	34kW	1 x M32 / 2 x M32 (Top/Bottom)	6 - 16m²	125 x 292 x 168
282407EX*	4	50A	34kW	1 x M32 / 2 x M32 (Top/Bottom)	6 - 16m²	185 x 359 x 190

UNI-EX SERIES ADAPTORS

Ex d IIC
Ex e IIC
Ex tb IIIC
Zone: 1, 2, 21, 22



580361EX

Adaptors - in Galvanised Steel for Conduit/Box Coupling **IP67**

Code	Male Thread	Female Thread
Gas/Metric		
580360EX	3/8" Gas	M16 x 1.5
580361EX	1/2" Gas	M20 x 1.5
580364EX	3/4" Gas	M25 x 1.5
580365EX	1" Gas	M32 x 1.5
PG/Metric		
580394EX	PG21	M25 x 1.5
580395EX	PG29	M32 x 1.5
580396EX	PG36	M40 x 1.5

ALARM-EX SERIES - SIRENS & BELLS



900473EX

Siren - In aluminium alloy, with vibrating membrane c/w cable gland **IP66**

Code	Sound Level	Starting Power	Running Power
900473EX	105dB	60VA	25VA

Accessories

Code	Description
900449EX	Directional Horn - Ø112 x 238mm



900449EX

Ex nA IIC T3 Gc
Ex tb IIIC T65°C Db
Zone: 2, 21, 22



900273EX

Bell - In aluminium alloy, with steel drum c/w cable gland **IP55**

Code	Sound Level	Starting Power	Running Power
900273EX	101dB	13VA	11VA

Ex nA IIC T3 Gc
Ex tc IIIB T65°C Dc
Zone: 2, 22

©ACDC Dynamics

ALUPRES-EX SERIES - INTERLOCKED SOCKET OUTLET

Zone: 2, 21, 22

See item datasheet for specific EX Ratings



465137EX



466126EX

Female Switched Sockets c/w Fuses - in aluminium alloy with mechanical interlock, for wall mounting **IP66**

Amps (AC23A)	Rated Voltage	Poles	h. ref.	Code	Terminal Capacity	Entry	Fuses
16A	500V	3P + ⏚	7	465137EX	1-10m²	M25 (Top)	10.3 x 38
32A	500V	3P + ⏚	7	472546EX	1-10m²	M32 (Top)	14 x 51
63A	500V	3P + ⏚	7	472547EX	6-16m²	M32 (Top)	22 x 58

Female Switched Sockets - in aluminium alloy with mechanical interlock, for wall mounting **IP66**

16A	230V	2P + ⏚	6	466126EX	1-10m²	M25 (Top)	-
	400V	3P + ⏚	6	466136EX	1-10m²	M25 (Top)	-
		3P + N + ⏚	6	466146EX	1-10m²	M25 (Top)	-
32A	230V	2P + ⏚	6	460226EX	1-10m²	M32 (Top)	-
	400V	3P + ⏚	6	460236EX	1-10m²	M32 (Top)	-
		3P + N + ⏚	6	460246EX	1-10m²	M32 (Top)	-
63A	400V	3P + ⏚	6	460336EX	6-16m²	M32 (Top)	-
		3P + N + ⏚	6	460346EX	6-16m²	M32 (Top)	-



511914EX

Boxes - Aluminium alloy with blind cover for composition of socket boards **IP66**

Code	Max. Power Dissipation allowed (W)		Window Type	External Size mm
	Gas	Dust		
511914EX	13	20	2 x F1 (Top / Bottom)	125 x 125
511919EX	25	40	F2 (Top), 2 x F1 (Bottom)	252 x 125



532876

Mounting Plates - Painted Steel

Code	Installable Devices	External Size mm
532876	1	125 x 558
532836	2	250 x 558

Config of Alupres Sockets & Acc.



532876 532836

ALUPRES-EX SERIES - JUNCTION BOXES

Ex eb IIC Gb
Ex tb IIIC Db
Zone: 2, 21, 22



511914EX



511912EX



541055EX

Junction Boxes - in aluminium alloy with blind walls and back plate **IP66**

Code	Max power dissipation allowed (W)	Ext. Size (mm)
511913EX	20	125 x 125 x 113
511920EX	40	185 x 185 x 145
511921EX	42	252 x 185 x 145

Junction Boxes - in aluminium alloy with windowed walls and back plate **IP66**

Code	Max power dissipation allowed (W)	Window Type	Ext. Size (mm)
511911EX	12	2 x F0 (Top/Bottom)	125 x 92 x 77
511912EX	23	2 x F0 (Top/Bottom)	185 x 92 x 77
511917EX	40	2 x F1 (Top/Bottom)	252 x 125 x 113
511922EX	45	4 x F3	220 x 220 x 108
511923EX	65	2 x F5 (Top/Bottom)	252 x 252 x 197

Flange - in aluminium alloy with metric threading for windowed boxes **IP67**

Code	For Windows	Threading Type	Projection
541050EX	F0	M25 x 1.5	18mm
541055EX	F1	M25 x 1.5	18mm
540180EX	F1	M32 x 1.5	51mm
540185EX	F2	M32 x 1.5	51mm
540186EX	F2	M40 x 1.5	51mm
540190EX	F3	M40 x 1.5	51mm
540195EX	F5	M50 x 1.5	51mm

©ACDC Dynamics

RINO-EX SERIES - HEAVY DUTY FITTINGS

Watertight lighting fixtures in stainless steel AISI 304 suitable for applications in areas at risk of explosive atmospheres as defined in ATEX Directive 2014/34/UE. The diffuser is in tempered glass. The fixing hooks are in stainless steel AISI 304. The sealing is guaranteed by a reinforced gasket in non-ageing elastomer. Complete with corrosion resistant non-loosening terminals and non-sparking lampholder. Complete with internal and external earth connection. See Shortform for table of chemical resistance.

RinoLED-EX Series - Zone: 1, 2, 21, 22

Standard On/Off
Stainless Steel-Glass
Wide Beam IP65/66
Colour Temp: 4000K
Ex tb IIIC T85°C Db
Ex eb mb IIC T5 Gb

NEW



821172EX

Code	Wattage	Lumens	Switch Gear	Size (mm)
821172EX	24W	3400lm	Electronic	690 x 200 x 110
821572EX	46W	6831lm	Electronic	1300 x 200 x 110

RinoLED-EX Series - Zone: 2, 21, 22

Standard On/Off
Stainless Steel-Glass
Wide Beam IP65/66
Colour Temp: 4000K
Ex tb IIIC T85°C Db
Ex eb mc IIC T5 Gc

NEW



821192EX

Code	Wattage	Lumens	Switch Gear	Size (mm)
821192EX	26W	3562lm	Electronic	690 x 200 x 110
821392EX	52W	7072lm	Electronic	1300 x 200 x 110

Lighting Fixtures for Fluorescent Lamps - Zone: 2, 21, 22

Stainless Steel/Glass - with symmetrical reflector IP66
Ex nA IIC T4 Gc
Ex tb IIIC T85°C Db



820131EX

Code	Wattage	Switch Gear	Size (mm)
820131EX	1 x 18W	Electronic	690 x 200 x 110
820231EX	1 x 36W	Electronic	1300 x 200 x 110
820331EX	1 x 58W	Electronic	1600 x 200 x 110
820132EX	2 x 18W	Electronic	690 x 200 x 110
820232EX	2 x 36W	Electronic	1300 x 200 x 110
820332EX	2 x 58W	Electronic	1600 x 200 x 110
820111EX	2 x 18W	*Emg. (1 Hour)	690 x 200 x 110
820211EX	2 x 36W	*Emg. (1 Hour)	1300 x 200 x 110
820311EX	2 x 58W	*Emg. (1 Hour)	1600 x 200 x 110

* 1 Lamp Emergency Only

Ex nR IIC T6 Gc
Ex tc IIIC T 70°C Dc

Lighting Fixtures for Fluorescent Lamps - Zone: 1, 2, 21, 22

Stainless Steel/Glass - with symmetrical reflector IP66
Ex e mb IIC T4 Gb
Ex tb IIIC T70°C Db



822281EX

Code	Wattage	Switch Gear	Size (mm)
822181EX	1 x 18W	Electronic	690 x 200 x 110
822281EX	1 x 36W	Electronic	1300 x 200 x 110
822182EX	2 x 18W	Electronic	690 x 200 x 110
822282EX	2 x 36W	Electronic	1300 x 200 x 110

LED Rino EX Series - Zone 2, 22

Stainless Steel/Glass - Extra Wide Beam IP66
Colour Temp: 4000K
Ex nR IIC T6 Gc
Ex tc IIIC T 70°C Dc



822142EX

Code	Wattage	Lumens	Switch Gear	Size (mm)
822142EX	24W	3300lm	Electronic	690 x 200 x 110
822242EX	38W	5600lm	Electronic	1300 x 200 x 110
822342EX	44W	6500lm	Electronic	1600 x 200 x 110
822140EX	19W	2750lm	*Emg. (1 Hour)	690 x 200 x 110

* 1 Lamp Emergency Only



820001 820006 820000

Accessories

Code	Description
820001	Stainless Steel Hooks
820000	Stainless Steel Swiveling Supports
820006	Stainless Steel Pipe Mounting Collars (Ø60mm max.)

RINO-EX SERIES - BULKHEAD FITTINGS



831172EX

Oval Bulkhead Lamps

In aluminium alloy with steel protective cage c/w cable gland IP65

Code	Lamp Power	Lamp Type	Dimensions (mm)
831172EX	28W max.	E27	226(L) x 130(W)

Ex nA IIC T 145/160/190 °C (T3) Gc
Ex tb IIIC T 75/85/90 °C Db
Zone: 2, 21, 22



830072EX

Round Bulkhead Lamps

In aluminium alloy with steel protective cage c/w cable gland IP65

Code	Lamp Power	Lamp Type	Dimensions (mm)
830072EX	28W max.	E27	200(L) x Ø182

Ex nA IIC T 145/160/190 °C (T3) Gc
Ex tb IIIC T75/85/90 °C Db
Zone: 22

©ACDC Dynamics

RINO SERIES - LIGHTING FIXTURES

Heavy Duty Fixtures for Fluorescent Lamps

Stainless Steel/Glass -
c/w White Reflector **IP66**



822331

Code	Lamp Wattage	Switchgear	Size (mm)
822131	1 x 18W	Electronic	690 x 200 x 110
822231	1 x 36W	Electronic	1300 x 200 x 110
822331	1 x 58W	Electronic	1600 x 200 x 110
822132	2 x 18W	Electronic	690 x 200 x 110
822332	2 x 58W	Electronic	1600 x 200 x 110
822211	2 x 36W	*Emg. (1 Hour)	1300 x 200 x 110

* 1 Lamp Emergency Only

Heavy Duty Fixtures for Fluorescent Lamps

Stainless Steel/Polycarbonate -
c/w Aluminium Symmetrical
Reflector **IP66**



825332

Code	Lamp Wattage	Switchgear	Size (mm)
825132	2 x 18W	Electronic	690 x 200 x 110
825232	2 x 36W	Electronic	1300 x 200 x 110
825111	2 x 18W	*Emg. (1 Hour)	690 x 200 x 110
825211	2 x 36W	*Emg. (1 Hour)	1300 x 200 x 110

* 1 Lamp Emergency Only

RINO SERIES - MARINE FLUORESCENT FITTINGS



Lighting Fixtures - Painted Stainless Steel with Opaline Polycarbonate Diffuser **IP66**

Code	Switch Gear	Lamp Wattage
878232	Electronic	2 x 36W
878111	Emergency	(1 + 1) x 18W
878211	Emergency	(1 + 1) x 36W

Equipment Included

- 2 x Terminal Blocks
- 2 x M20 Nickel Plated Brass Cable Glands
- Kit for Ceiling Fixing

NAVE SERIES - MARINE PRODUCTS IP66



Bell UNAV 1384 - In Painted Brass with UNAV 1948 Cable Gland

Code	Rated Voltage	Bell Ø (mm)	1m Sound Level	Power
900375	230VAC	105	101dB	13VA Starting 11VA Running

Duty Cycle: 4 Hours On, 1 Hour Off



Switches UNAV 2162 - In Painted Brass with UNAV 1948 Cable Glands

Code	Rated Current	Poles	Cable Glands
One-Way Switches			
232626	10A	1	2 (Top)
232627	10A	2	2 (Top)
Two-Way Switches			
232628	10A	2	2 (Top)



Sirens UNAV 1382 - In Painted Brass with UNAV 1948 Cable Gland

Code	Rated Voltage	1m Sound Level	Power
900573	230VAC	107/105dB	13VA Starting 11VA Running



Accessories

Code	Description
900548	Directional Horn Ø112 x 238mm



831289



831727

Bulkhead UNAV 2135 - In Painted Brass with Glass Diffuser & UNAV 1948 Cable Gland

Code	Max Power	Lamp Type	Size (mm)
831289	100W	E27	295x170x127

Accessories

Code	Description
831727	Protective Cage in Stainless Steel

HAZARDOUS AREAS & MINING

©ACDC Dynamics

TIGUA LED RANGE IP66

TIGUA LED, the new area lighting solution by Palazzoli, is the best solution for lighting facades, signs, commercial spaces, sport centers, industrial sites and green areas. The body is made of EN44300 die-cast aluminum alloy with a low content of copper and with an anti-corrosion treatment for maximum corrosion resistance even in harsh environments. Application specific optics available on request.



817016

Professional LED Floodlights - Symmetrical Light Distribution, Extra Wide Beam I Rated Voltage: 220-240VAC

Code	Power	Lumens	Colour Temp	Size (mm)
817008	67W	9250lm	4000K	440 x 288 x 65
817012	99W	13875lm	4000K	440 x 288 x 65
817016	132W	18500lm	4000K	440 x 288 x 65
817020	164W	23125lm	4000K	440 x 288 x 65
817024	196W	27750lm	4000K	440 x 288 x 65

NEW



837011

Professional LED Floodlights - With Standard on-off control system and Symmetrical wide comfort 81° optics Rated Voltage: 220-240VAC

Code	Power	Lumens	Colour Temp	Size (mm)
837011	48W	5835lm	4000K	288 x 583 x 65
837012	95W	11670lm	4000K	288 x 583 x 65
837013	130W	16141lm	4000K	288 x 583 x 65
837025	188W	22900lm	4000K	288 x 583 x 65

Features

- Including bracket for wall mounting
- Impact Resistance: IK08
- Flicker Free
- Electrical Supply easily connected via rapid connector
- c/w Built-in Surge Protection
- Corrosion Resistant

NEW



817024EX

Tigua-EX Floodlights ATEX Zones 1,2,21,22 - With DALI control system/Dimming and Symmetrical wide comfort 81° optics I Rated Voltage: 110-277VAC/110-250VDC

Code	Power	Lumens	Colour Temp	Size (mm)
817021EX	47W	5808lm	4000K	288 x 583 x 65
817022EX	73W	8280lm	4000K	288 x 583 x 65
817023EX	89W	11615lm	4000K	288 x 583 x 65
817024EX	141W	16560lm	4000K	288 x 583 x 65

Features

- Including bracket for wall mounting
- Impact Resistance: IK08
- Flicker Free
- c/w Built-in Surge Protection
- Corrosion Resistant
- Supplied with Terminal Block & M20 Cable Gland



811916 811919 811908 811912 C054345

Mounting Brackets - Galvanised Steel

Code	Description
811919	Support Bracket for 0 - 90°C Adjustable Double Chain Suspension
811916	Support Bracket for Ceiling Mounting
811908	Universal Spigot Adaptor for Pole-Head Fixing for Ø60mm and Ø76mm, Powder Coated
811912	Kit Composed of Collar and Plate for Fixing on Ø60mm to Ø80mm Pole
C054345	Anti-Vibration Bracket

NEW



X-Tigua Professional LED Floodlights - With DALI control system/Dimming and Symmetrical wide comfort 81° optics I Rated Voltage: 220-240VAC/DC

Code	Power	Lumens	Colour Temp	Size (mm)
838036DA	236W	31388lm	4000K	497 x 475 x 78 (Size M)
838048DA	309W	41097lm	4000K	497 x 475 x 78 (Size M)
838060DA	368W	48944lm	4000K	814 x 452 x 48 (Size L)
838072DA	442W	59228lm	4000K	814 x 452 x 48 (Size L)

Features

- Including bracket for wall mounting
- Impact Resistance: IK08
- Flicker Free
- c/w Built-in Surge Protection
- Corrosion Resistant
- CRI≥70

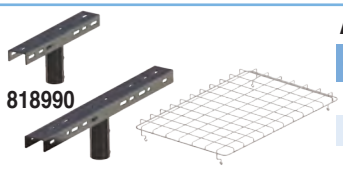

818990 818991 818992/3

Accessories - Galvanised Steel

Code	Description	Light Fixture Size
818990	Cross beam for pole top mounting 1 or 2 X-Tigua Floodlights	M, L
818991	Cross beam for pole top mounting 2 or 4 X-Tigua Floodlights	M, L
818992	Protection grid for X-Tigua Floodlights	M
818993	Protection grid for X-Tigua Floodlights	L

* Other Optics available on request

©ACDC Dynamics

2 Year Warranty

ACDC DYNAMICS

MITO LED RANGE IP66/67

Palazzoli

MITO LED guarantees the lighting performance of installations in industry, food preparation, sport centres and external areas. The die cast aluminium body is treated to prevent corrosion and the 4mm extra clear tempered glass diffuser ensures maximum resistance to chemical substances. Application specific optics available on request.

Ex tc IIIC T100°C Dc
Zone: 22



810050EX

PAL

High Bay LED Lighting Fixtures ATEX Zone 22 - Dimmable

With glass diffuser and symmetrical light distribution extra wide beam (110°)

Code	Power	Lumens	Colour Temp	Dimming Voltage	Supply Voltage	Size (mm)
810090EX	99W	13230lm	4000K	1-10V	200-240VAC	Ø476 x 225
810020EX	133W	17640lm	4000K	1-10V	200-240VAC	Ø476 x 225
810050EX	168W	22050lm	4000K	1-10V	200-240VAC	Ø476 x 225
810080EX	199W	26460lm	4000K	1-10V	200-240VAC	Ø476 x 225

Features

- IK08 Resistance to Impacts
- Electrical Supply easily connected via rapid connector
- c/w Built-in Surge Protection
- 4mm Tempered Glass
- Die cast Aluminium Body treated to prevent corrosion
- Pendant Suspension support incl.



810050

PAL

High Bay LED Lighting Fixtures - Dimmable

With glass diffuser and symmetrical light distribution extra wide beam (110°)

Code	Power	Lumens	Colour Temp	Dimming Voltage	Supply Voltage	Size (mm)
810090	99W	13230lm	4000K	1-10V	200-240VAC	Ø476 x 225
810020	133W	17640lm	4000K	1-10V	200-240VAC	Ø476 x 225
810050	168W	22050lm	4000K	1-10V	200-240VAC	Ø476 x 225
810080	199W	26460lm	4000K	1-10V	200-240VAC	Ø476 x 225

Features

- IK08 Resistance to Impacts
- Electrical Supply easily connected via rapid connector
- c/w Built-in Surge Protection
- Flicker Free
- Die cast Aluminuim Body treated to prevent corrosion.
- Pendant Suspension support incl.



810997 810996 810998 810994

Mounting Brackets - Galvanised Steel

Code	Description
810997	Support brackets for double chain suspension and cable tray suspension
810996	Support bracket for 0-90° adjustable double chain suspension & for cable tray suspension
810998	Support bracket for ceiling mounting
810994	Support for mounting on catenary wire 0 - 90° adjustable

NEW

UNDERGROUND STRIP LIGHTS IP65



Heavy Duty LED Strip Light - For Industrial Applications. Uses the latest patented technology.

Each segment works individually, ensuring lower working temperature, higher reliability.

Code	Voltage	Lumens	Wattage	Min Cutting Length	Power	
					One End	Both Ends
YGH3-A-24V	24VDC	>1500lm	13.6W/m	62.5mm	20M	40M
YGH3-A-48V	48VDC	>1500lm	13.6W/m	125mm	30M	60M
YGH3-A-110V	110VAC	>1500lm	15.6W/m	125mm	50M	-
YGH3-A-230V	230VAC	>1500lm	15.6W/m	166mm	100M	-
YGH3-U-230V	230VAC	>1800lm	18.6W/m	166mm	100M	-

Price per meter I Colour Temperature: 6000K



Industrial Strip Lighting Accessories - Individual Components

















Code	YG01-MC	YG01-EC	YG01-FC	YG01-FCC	YG01-MCC	YG01-TCC	YG01-CS	SP112F
Description	Middle Connector	End Cap	Front Connector	Female Supply Connector Cable	Male Strip Connector Cable	T Connector Cable	Clips Pack of 10	Glue

HAZARDOUS AREAS & MINING

©ACDC Dynamics

UNDERGROUND LIGHTING SOLUTIONS IP68

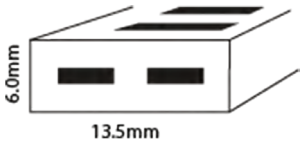





Code 36V	Code 24V	Lumen per meter	LED's per meter	Power per meter	Range fed from both sides	Min. Cutting Length (mm)
HALO-UL-60	HALO-UL-60-24V	1000lm	60	9W	35m	183 (11LED's)
Applications	Its versatility provides daylight conditions underground, ideal for haulages, refuge bays, conveyors and tipping areas					
HALO-UL-36	-	600lm	36	5.5W	55m	306 (11LED's)
Applications	Ideal where high bright conditions are required, commonly used at machine stations of conveyors					
HALO-UL-30	-	500lm	30	4.4W	65m	367 (11LED's)
Applications	Medium to high bright option, ideal for haulages and general tunnel lighting					

Accessories

Code	Description
HALO-UL-CC	Connector Kit: L-connector, T-connector, 5x anti-skid clips, 5x PC cover, 5x heat shrink tube
HALO-UL-RK	Repair Kit: front connector, 3m lead & end cap
HALO-UL-IP68	IP68 Male/Female Connector kit for 24VDC System



HALO-UL-CC



HALO-UL-RK



HALO-UL-ACH



HLG-100H-36A



HALO-MC

Power Supplies - Input 85-265VAC **LIT**

Code 36V	Code 24V	Description
HLG-60H-36A	HLG-60H-24A	60W Power Supply, Aluminium IP67
HLG-100H-36A	-	100W Power Supply, Aluminium IP67
HLG-200H-36A	-	200W Power Supply, Aluminium IP67
HLG-240H-36A	-	240W Power Supply, Aluminium IP67
HLG-320H-36A	-	320W Power Supply, Aluminium IP67

Enclosure

Code	Description
HALO-MC	Lockable vented metal enclosure for power controllers, complete with pre-drilled holes for cable entries

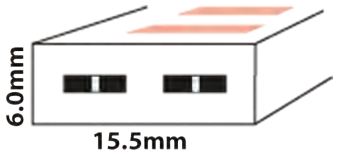





HALO-PS-CR

Halo Series Evacuation Pulse System IP68

Red Code	Green Code	Lumen per meter	LED's per meter	Power per meter	Range fed from both sides 24VDC
HALO-PS	HALO-PG	80lm	14	1W	100m

Applications

- Operating on high sight impact and not sound
- Perfect for machine operators with excellent visibility in smoke filled or low light conditions
- The Halo Series Evacuation Pulse System will:
  - Prevent your work force from entering dangerous environments
  - Bring order
  - Suppress panic and provide comfort in a stressed and dangerous environment.

Accessories

Code	Description
HALO-PS-CR	Pulsating controller & remote
HALO-PS-CC	Front Connector Kit for Pulsating Controller
HLG-60H-24A	24VDC, 60W Power Supply, Aluminium, IP67

©ACDC Dynamics

NEW

CONSTRUCTION JOB SITE LIGHTING IP65





LED Work Light Strings - Colour Temp. 5000K

Code	Description	String Wattage	String Lumens	String Length	Max in Series
STL-R3-5-D*	5 Lamps - 3048mm Spacing	65W	8000LM	15m	6 Strings
STL-R3-10-D*	10 Lamps - 3048mm Spacing	130W	16000LM	30m	3 Strings
STL-F1-5-D*	5 Lamps - 3048mm Spacing	100W	12500LM	15m	6 Strings
STL-F1-10-D*	10 Lamps - 3048mm Spacing	200W	25000LM	30m	3 Strings

* Add Voltage to Code: **110VAC**, **230VAC**

Features

- LED temporary jobsite lights allow you to illuminate large areas such as tunnels, construction sites, parking areas, garages, docks, and other work areas.
- Aluminum and polycarbonate construction
- Yellow power cord for increased visibility and safety
- Aluminum carabiner on each lamp for quick mounting
- Operating temperature of -20°– 45°C

S3-5

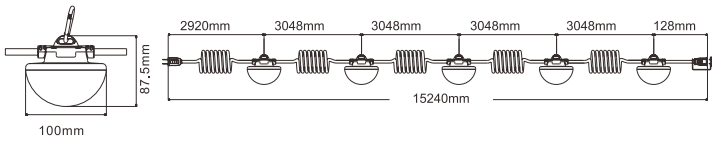

F1-5

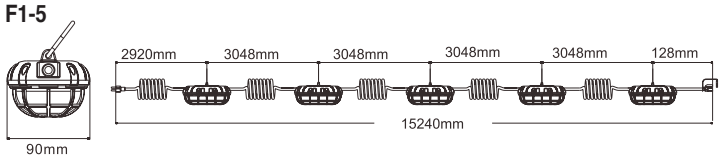

LED T8 WEATHERPROOF FITTING IP65 - MINING

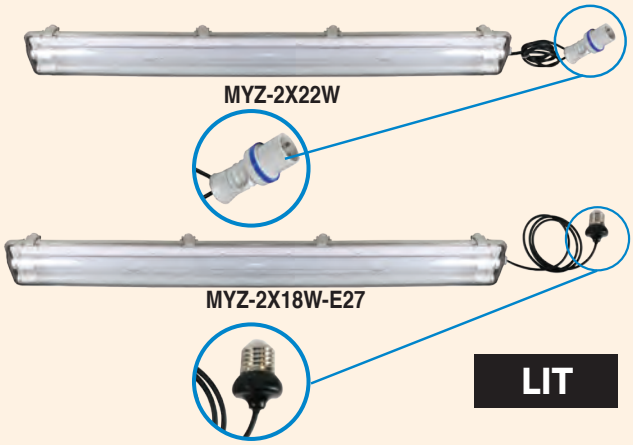

Input Voltage: 85 - 265VAC I c/w LED Tubes 6000K (Daylight) I c/w 2 x Stainless Steel Clips & 2 x Hooks



2 Year Warranty

Codes c/w LED Tube	Wattage	Supplied with	Size (mm)
MYZ-2X22W	2 x 22W	1.5m Cable & 2P + E 16A Industrial Plug 2 x Daylight LED Tubes	1578 x 129 x 90
MYZ-2X18W-E27	2 x 18W	1.5m Cable & E27 Lamp Holder	1278 x 129 x 90

- For LED tubes, see Main Catalogue
- For Emergency, Replace One Tube with Emergency type in Main Catalogue

NEW

ENERGISER ATEX TORCHES IP67

- CE0539(EX Symbol)I M1 II 1G Ex ia op is I/IIC T4
- Ribbed casing for a secure grip
- Antistatic push-button switch
- Shatterproof lens







Code	EL-ATEX-2AA	EL-ATEX-2D	EL-ATEX-HL-3AAA
Lumens	150lm	150lm	130lm
Working Time	Up to 12h	Up to 65h	Up to 6h
Effective Distance	175m	175m	45m
Batteries	2x AA (not incl.)	2x D (not incl.)	3x AAA (not incl.)

Note: FLP Discounts Apply

©ACDC Dynamics

LED EXPLOSION PROOF LIGHTING

Ex eb mb op is IIC T4 Gb
Ex tb IIIC T67°C Db



Extra Ex LED Range IP66, Zone 1,21 - Supply: 110 - 254VAC / 220-250VDC

Code	Description	Power	Size (mm)	Lumen
V055291	EXTRA-Ex-LED-5000-236-4K	55W	1280 x 155 x 105	4650lm
NEW V050610	EXTRA-Ex-LED-OP-4000-218-4K	28W	670 x 155 x 105	3139lm
NEW V050611	EXTRA-Ex-LED-OP-8000-236-4K	53W	1280 x 155 x 105	6561lm

- UV Stabilized Polycarbonate Housing & Diffuser
- IK10 Level of Impact Resistance
- Stainless Steel Clips & Mounting Brackets
- Operating Temp.: -20 to 50°C
- L80-B50 ta50 - 60000h
- c/w 1 x Gland, 3 x Sealing Plugs & Mounting Brackets
- Colour Temperature: 4000K

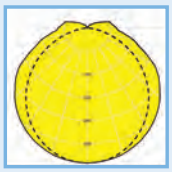

Ex db eb mb op is IIC T4 Gb
Ex tb IIIC T71°C Db



Extend Ex LED Range IP66, Zone 1,21 - Supply: 110 - 254VAC / 220 - 250VDC

Code	Description	Power	Size (mm)	Lumen
V054720	EXTEND-Ex-P-LED-D-2500-218-4K	28W	728 x 244 x 154	2307lm
V054721	EXTEND-Ex-P-LED-D-5000-236-4K	55W	1328 x 244 x 154	4454lm
NEW V053260	EXTEND-Ex-P-LED-D-4000-218-4K	28W	728 x 244 x 156	3158lm
NEW V053261	EXTEND-Ex-P-LED-D-8000-236-4K	53W	1328 x 244 x 156	6138lm

- Housing in Glass Reinforced Polyester (GRP) UV Stabilized
- Diffuser in UV Stabilized Polycarbonate
- IK10 Level of Impact Resistance
- c/w 1 x Gland, 3 x Sealing Plugs
- Operating Temp.: -20 to 50°C
- L80-B50 ta55 - 50000h
- Colour Temp.: 4000K

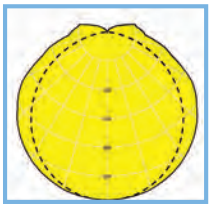

Accessories

Code	Description
V051200	Set of Ceiling Mounting Brackets
V053296	Set of Pole Mounting Brackets - Ø50mm



V051200



V053296

Ex db eb mb op is IIC T4 Gb
Ex tb IIIC T67°C Db



Pitbul Ex LED Range IP65, Zone 1,21 - Supply: 110-254VAC / 220-250VDC

Code	Description	Power	Size (mm)	Lumen
V053660	PITBUL-Ex-LED-D-2500-218-4K	28W	701 x 302 x 130	2200lm
V053662	PITBUL-Ex-LED-D-5000-236-4K	55W	1312 x 302 x 130	4400lm
V053661	PITBUL-Ex-LED-D-5000-418-4K	55W	701 x 362 x 130	4400lm
V053663	PITBUL-Ex-LED-D-2500-436-4K	103W	1312 x 362 x 130	8800lm
NEW V053700	PITBUL-Ex-LED-OP-D-4000-218-4K	30W	703 x 310 x 142	3373lm
NEW V053701	PITBUL-Ex-LED-OP-D-8000-418-4K	51W	703 x 369 x 142	6663lm
NEW V053702	PITBUL-Ex-LED-OP-D-8000-236-4K	53W	1313 x 310 x 142	6742lm
NEW V053703	PITBUL-Ex-LED-OP-D-16000-436-4K	102W	1313 x 369 x 142	13447lm

- White painted steel Housing & Tempered Safety Glass Diffuser
- Operating Temp.: -20 to 55°C
- Fitted with Disconnector
- c/w 1 x Gland, 1 x Sealing Plug
- L80B50 ta55°C - 50000h
- L80B50 ta60°C - 50000h
- Colour Temperature: 4000K

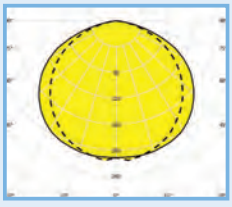

Accessories

Code	Description
V054935	Set of Ceiling Mounting Brackets
V053940	Adjustable Mounting Bracket Set
V004642	Suspension Bracket M8 (1pc)
V051146	Pole Mounting Bracket - Ø50mm (1pc)



V054935



V053940



V004642



V051146

Ex db eb mb op is IIC T4 Gb
Ex tb op is IIIC T62°C Db



Aqua Ex LED Range IP68, Zone 1, 21 - Supply: 110-254VAC / 220-250VDC

Code	Description	Power	Size (mm)	Lumen
V084011	AQUA-70-Ex-LED-D-2500-118-4K	29W	1144 x 425 x 65	2389lm
V084012	AQUA-70-Ex-LED-D-5000-136-4K	52W	1755 x 478 x 65	4421lm
V084200	AQUA-70-Ex-LED-D-4000-118-4K	28W	1312 x 302 x 130	3061lm
V084201	AQUA-70-Ex-LED-D-8000-136-4K	51W	1312 x 362 x 130	5985lm

- Plastic tube with outer diameter of 70mm and wall thickness 4mm
- Housing in UV stabilised polycarbonate
- IK10 Level of Impact Resistance
- Operating Temperature: -20 to 55°C
- L80B10 ta40 - 70000h
- Colour Temperature: 4000K
- c/w 1 x Gland, 1 x Sealing Plug

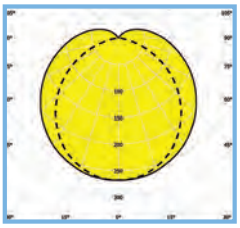

Accessories

Code	Description
V053627	Stainless Steel Mounting Bracket (1pc)



V053627

©ACDC Dynamics

LED EXPLOSION PROOF LIGHTING

Ex db mb op is IIC T4 Gb
Ex tb op is IIIC T59°C Db





V002020

Rambo Ex LED Range IP67, Zone 1, 21 - Supply: 110-254VAC / 220-250VDC

Code	Description	Power	Size (mm)	Lumen
V084013	RAMBO-Ex-LED-D-2500-118-4K	28W	1317 x 113 x 76	2146lm
V084014	RAMBO-Ex-LED-D-5000-136-4K	50W	1927 x 113 x 76	4100lm
V084210	RAMBO-Ex-LED-D-4000-118-4K	28W	1318 x 113 x 76	2835lm
V084211	RAMBO-Ex-LED-D-8000-136-4K	51W	1878 x 113 x 76	5441lm

- IK10 Level of Impact Resistance - Vandal proof
- Housing in White Painted Steel
- Diffuser in UV Stabilized Polycarbonate (4mm Thick)
- Operating Temp.: -20 to 45°C
- Colour Temperature: 4000K
- L80B10 ta30 - 70000h
- L70B10 ta30 - 100000h
- c/w 1 x Gland, 3 x Sealing Plug
- Mounting Bracket

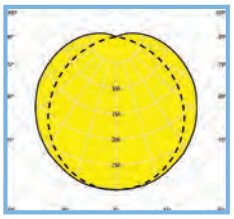

Accessories

Code	Description
V002020	RAMBO Safety Key

Ex nR IIC T6 Gc
Ex tc IIIC T62°C Dc

NEW



Extra N LED Range IP66, Zone 2, 22 - Supply: 220-240VAC/DC

Code	Description	Power	Size (mm)	Lumen
V055664	EXTRA-N-LED-5000-236-G2-4K	29W	1280 x 155 x 105	4503lm
V055665	EXTRA-N-LED-10000-236-G2-4K	58W	1280 x 155 x 105	8715lm
V055667	EXTRA-N-LED-7500-258-G2-4K	44W	1580 x 155 x 105	6754lm
V055668	EXTRA-N-LED-12550-258-G2-4K	74W	1580 x 155 x 105	11172lm

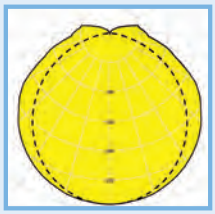

- Housing and Diffuser in UV Stabilised Polycarbonate
- Operating Temp.: -20 to 45°C
- Stainless Steel Clips and Mounting Brackets
- IK10 Level of Impact Resistance
- L80B10 ta30 - 70000h
- L70B10 ta30 - 100000h
- Colour Temperature: 4000K
- c/w 1 x Gland, 3 x Sealing Plugs & Mounting Brackets

Ex nR IIC T6 Gc
Ex tc IIIC T65°C Dc



Saluka N LED Range IP66, Zone 2, 22 - Supply: 220-240VAC/DC

Code	Description	Power	Size (mm)	Lumen
V056356	Saluka-N-LED-3750-258-4K	30W	1605 x 192 x 90	2800lm
NEW V080004	Saluka-N-LED-5000-236-G2-4K	29W	1305 x 192 x 90	4440lm
NEW V080005	Saluka-N-LED-10000-236-G2-4K	58W	1305 x 192 x 90	8819lm
NEW V080007	Saluka-N-LED-7500-258-G2-4K	44W	1605 x 192 x 90	6661lm
NEW V080008	Saluka-N-LED-12550-258-G2-4K	74W	1605 x 192 x 90	11305lm



V051139



V051145

- Housing in White Painted Steel
- Diffuser in Tempered Glass
- IK08 Impact Resistance
- Tempered Safety Glass
- Operating Temp.: -20 to 45°C.
- L80B10 ta40 - 70000h
- L70B10 ta40 - 100000h
- Colour Temperature: 4000K
- c/w 1 x Gland, 1 x Sealing Plug, Suspension Kit

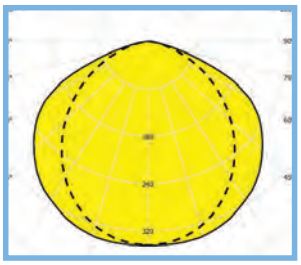

Accessories

Code	Description
V051139	Set of ceiling brackets Stainless Steel
V051145	Pole Bracket Ø50mm (1pc)

Ex nR IIC T6 Gc
Ex tc IIIC T63°C Dc



Nord-N-LED Range IP66, Zone 2, 22 - Supply: 220-240VAC/DC

Code	Description	Power	Size (mm)	Lumen
V055880	NORD-N-LED-5000-218-4K	43W	767 x 386 x 92	4330lm
V055881	NORD-N-LED-10000-236-4K	77W	1367 x 386 x 92	8750lm

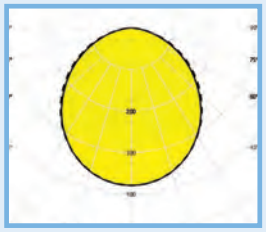

- Built for Paintbays, Paintshops and Automotive Plants
- Housing in White Painted Metal Sheet RAL9003
- IK08 Impact Resistance
- Diffuser in Opal, Tempered Safety Glass
- Operating Temp.: -20 to 50°C
- c/w 1 x Gland, 1 x Sealing Plug
- L80B10 ta40 - 70000h
- L70B10 ta40 - 100000h
- Colour Temperature: 4000K

©ACDC Dynamics

LED EXPLOSION PROOF LIGHTING

Ex nR IIC T6 Gc
Ex tc IIIC T68°C Dc

5 Year Warranty



Pitbul N LED Range IP65 Zone 2, 22 - Supply: 220-240VAC/DC

Code	Description	Power	Size (mm)	Lumen
V053791	PITBUL-N-LED-10000-236-4K	71W	1312 x 302 x 130	8870lm
V053792	PITBUL-N-LED-15000-258-4K	106W	1611 x 302 x 130	13360lm
V053794	PITBUL-N-LED-18300-436-4K	121W	1312 x 302 x 130	15835lm
V053795	PITBUL-N-LED-29000-458-4K	197W	1611 x 302 x 130	24750lm

- White painted steel housing & tempered safety glass diffuser
- IK08 Level of Impact Resistance
- Operating Temp.: -20 to 50°C.
- c/w 1 x Gland, 1 x Sealing Plug
- L80B10 ta35 - 70000h
- L70B10 ta35 - 100000h
- Colour Temperature: 4000K

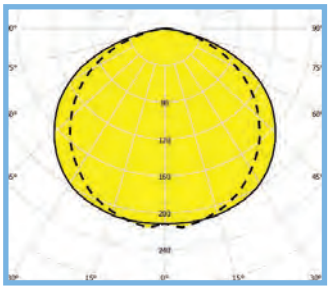



V053940



V004642



V051146



V054935

Accessories

Code	Description
V053940	Adjustable Mounting Bracket Set
V004642	Suspension Bracket M8 (1pc)
V051146	Pole Bracket - Ø50mm (1pc)
V054935	Set of Ceiling Mounting Brackets

FLUORESCENT EXPLOSION PROOF LIGHTING

Ex d e ib mb IIC T4 Gb
Ex t IIIC Db T60°C IP65

5 Year Warranty



Pitbul Ex Fluorescent Range IP65 Zone 1, 21 - Supply: 220-250VAC/DC

Code	Description	Power	Size (mm)
V053804	PITBUL-Ex-136-D - 4ft Single Electronic Ballast	1 x 36W	1312 x 302 x 130
V053805	PITBUL-Ex-236-D - 4ft Double Electronic Ballast	2 x 36W	1312 x 302 x 130
V053808	PITBUL-Ex-158-D - 5ft Single Electronic Ballast	1 x 58W	1611 x 302 x 130
V053809	PITBUL-Ex-258-D - 5ft Double Electronic Ballast	2 x 58W	1611 x 302 x 130

- White painted steel housing & tempered safety glass diffuser
- Fitted with Disconnector
- Operating Temp.: -20 to 40°C.
- c/w 1 x Gland, 1 x Sealing Plug



V053940



V004642



V051146



V054935

Accessories

Code	Description
V004642	Suspension Bracket M8 (1pc)
V054935	Set of Ceiling Mounting Brackets
V053940	Adjustable Mounting Bracket Set
V051146	Pole Mounting Bracket - Ø50mm (1pc)
V000302	Spare Ballast **V053804**
V000303	Spare Ballast **V053805, V053808**
V000305	Spare Ballast **V053809**

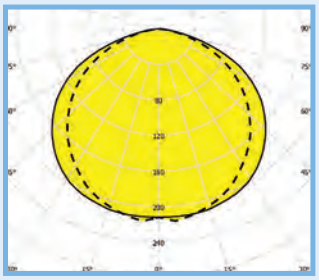

Ex nR IIC T6 Gc
Ex tb IIIC T62°C Dc

5 Year Warranty



Extra Ex Fluorescent Range IP66 Zone 2, 22 - Supply: 220-240VAC/DC

Code	Description	Power	Size (mm)
V055502	EXTRA-N-S-136-EP - 4ft Single Electronic Ballast	1 x 36W	1280 x 155 x 105
V055503	EXTRA-N-S-236-EP - 4ft Double Electronic Ballast	2 x 36W	1280 x 155 x 105
V055505	EXTRA-N-S-258-EP - 5ft Double Electronic Ballast	2 x 58W	1580 x 155 x 105

- UV Stabilized polycarbonate housing & diffuser
- Stainless Steel Clips and Mounting Brackets
- c/w 1 x Gland, 3 x Sealing Plugs & Mounting Brackets
- IK10 Level of Impact Resistance

©ACDC Dynamics

LED INDUSTRIAL BULKHEADS IP65

Glass Diffuser



IBG-LED-30W

PC Diffuser



NEW

IBG-LED-30W-PC

NEW



EMG

Die-cast Aluminium Base I Glass Diffuser with Stainless Steel Clips I CRI > 80 I Colour Temp. 6000K
Emergency version has 1.5hrs Backup at 10W Output

External Driver - 5 Year Warranty

Code	Input Voltage	Wattage	Lumens	Size (mm)
IBG-LED-30W*	85-265V	30W	3000lm	418 x 314 x 203
IBG-LED-60W*	85-265V	60W	6000lm	418 x 314 x 203
IBG-LED-100W*	85-265V	100W	9000lm	418 x 314 x 203
IBG-LED-150W*	85-265V	150W	19500lm	418 x 314 x 203
DOB: Driver on Board - 2 Year Warranty				
IBG-LED-30W-DOB*	220-240V	30W	3000lm	418 x 314 x 203
IBG-LED-60W-DOB*	220-240V	60W	6000lm	418 x 314 x 203
IBG-LED-100W-DOB*	220-240V	100W	9000lm	418 x 314 x 203

* For Polycarbonate Lens, add **-PC** to code
* For Emergency, add **-EMG** to code

LED RETROFIT KIT FOR INDUSTRIAL BULKHEADS



IBG-LEDRRK



IBG-LEDRRK-DOB

IBG & EL-616 Retrofit Kit - CRI>80 I 6000K I Aluminium Tray designed to dissipate heat efficiently

External Driver - 5 Year Warranty

Code	Input Voltage	Wattage	Lumens	Size (mm)
IBG-LEDRRK-30W	85-265V	30W	3000lm	330 x 240
IBG-LEDRRK-60W	85-265V	60W	6000lm	330 x 240
IBG-LEDRRK-100W	85-265V	100W	9000lm	330 x 240
DOB: Driver on Board - 2 Year Warranty				
IBG-LEDRRK-30W-DOB	220-240V	30W	3000lm	418 x 314 x 203
IBG-LEDRRK-60W-DOB	220-240V	60W	6000lm	418 x 314 x 203
IBG-LEDRRK-100W-DOB	220-240V	100W	9000lm	418 x 314 x 203

NEW



B40-LEDRRK-DOB

LASCON B40 Retrofit Kit - CRI>80 I 6000K I Aluminium Tray designed to dissipate heat efficiently

DOB: Driver on Board - 2 Year Warranty

B40-LEDRRK-60W-DOB	220-240V	60W	6000lm	290 x 240
B40-LEDRRK-100W-DOB	220-240V	100W	9000lm	290 x 240

LED LOW PROFILE INDUSTRIAL BULKHEADS IP65

NEW





Low Profile Die Cast Aluminium Base I Glass Diffuser I Stainless Steel Clips I CI > 80 I
Colour Temp 6000K

External Driver - 5 Year Warranty

Code	Input Voltage	Wattage	Lumens	Size (mm)
IBG-LP-LED-60W*	85-265V	60W	7800lm	414 x 303 x 89
IBG-LP-LED-100W*	85-265V	100W	13000lm	414 x 303 x 89
IBG-LP-LED-150W*	85-265V	150W	19500lm	414 x 303 x 89
DOB: Driver on Board - 2 Year Warranty				
IBG-LP-LED-60W-DOB*	220-240V	60W	7800lm	414 x 303 x 89
IBG-LP-LED-100W-DOB*	220-240V	100W	13000lm	414 x 303 x 89
IBG-LP-LED-150W-DOB*	220-240V	150W	19500lm	414 x 303 x 89

©ACDC Dynamics

NEW

EXPLOSION PROOF LIGHTING



CES-J40S



CES-J60



CES-J120

Explosion proof LED Flood Light for Zone 1 Zone 21 - IP66

Code	Supply	Power	Colour Temp.	Lumen	Weight (kg)	Size (mm)
CES-J40S	100-277V	40W	6500K	5200lm	4kg	200x200x147mm
CES-J60	100-277V	60W	6500K	7800lm	7.5kg	300x300 x165mm
CES-J80	100-277V	80W	6500K	10400lm	7.5kg	300x300x165mm
CES-J100	100-277V	100W	6500K	13000lm	7.5kg	300x300x165mm
CES-J120	100-277V	120W	6500K	15600lm	10.5kg	400x400x169mm
CES-J150	100-277V	150W	6500K	19500lm	10.5kg	400x400x169mm
CES-J200	100-277V	200W	6500K	23400lm	10.5kg	400x400x169mm

Features

- Industry-leading efficacy: up to 130lm/W±5
- -40°C to +55°C Ambient operating temperature
- Beam angle: 8°, 15°, 35°, 60°, 90°, 108°, 120°
- LED Driver: Meanwell HLG series
- **EX II 2G Ex eb mb op is IIC T4 Gb**
- **Zone 1, 2, 21 and 22**
- Lens – tempered glass
- Housing –Aluminum alloy
- Entry Size: M25X1.5 or NPT 3/4”-14
- **EX II 2D Ex op is tb IIIC T95°C Db**
- **Certify No: IEP 19ATEX 0714**
- **Explosion Proof net Optional**



CES-EX-GB-02-60

Explosion proof LED Flood Light for Zone 1 Zone 21 - IP66

Code	Supply	Power	Colour Temp.	Lumen	Weight (kg)	Size (mm)
CES-EX-GB-02-40	100-277V	40W	6500K	5200lm	3kg	200x147mm
CES-EX-GB-02-80	100-277V	60W	6500K	10400lm	7kg	300x204mm
CES-EX-GB-02-100	100-277V	80W	6500K	13000lm	14.3kg	460x243mm
CES-EX-GB-02-150	100-277V	100W	6500K	19500lm	14.3kg	460x243mm
CES-EX-GB-02-200	100-277V	200W	6500K	26000lm	14.3kg	460x243mm



CES-EX-GB-02-150

Features

- Industry-leading efficacy: up to 130lm/W±5
- -40°C to +50°C Ambient operating temperature
- LED Driver: Meanwell HLG series
- **Class I, Division 2, Groups A, B, C and D**
- **Certify No: E475887**
- Lens – tempered glass
- Housing –Aluminum alloy
- **Entry Size: M25X1.5 or NPT 3/4”-14**
- **EX II 2D Ex op is tb IIIC T95°C Db**
- **Certify No: IEP 19ATEX 0714**
- **Explosion Proof net Optional**



2FT



4FT

Explosion proof LED Flood Light for Zone 1 Zone 21 - IP66

Code	Supply	Power	Colour Temp.	Lumen	Weight (kg)	Size (mm)
CES-EX-LN-02P-20B	100-277V	20W	6500K	2600lm	3kg	625x125x169mm
CES-EX-LN-02P-40B	100-277V	40W	6500K	5200lm	3kg	625x125x169mm
CES-EX-LN-02P-40D	100-277V	40W	6500K	3900lm	5kg	1229x125x169mm
CES-EX-LN-02P-60D	100-277V	60W	6500K	7800lm	5kg	1229x125x169mm
CES-EX-LN-02P-80D	100-277V	80W	6500K	10400lm	5kg	1229x125x169mm

Features

- Industry-leading efficacy: up to 120lm/W±5
- **-40°C to +45°C Ambient operating temperature**
- LED Driver:High Efficiency Driver
- **Zone 1,2,21 and 22**
- **Certify No: SEV 21 ATEX 0578 X**
- Lens – PC Cover
- Housing –Aluminum alloy
- **Entry Size: M25 x 1.5 or NPT 3/4”-14**
- **II 2G Ex eb mb IIC T5...T6 Gb**
- **Explosion Proof net Optional* Explosion**



Pendant Mount



Suspension Chain



Ceiling Mount



Pole Mount

Extras Available

- Pendant Mounting
- Ceiling Mounting
- Suspension Chain Mounting* Ceiling
- Pole Mounting

HAZARDOUS AREAS & MINING

©ACDC Dynamics

Ex d IIB T5/T6 Gb
Ex d IIIC T95°C T80°C Db

WHILE STOCKS LAST





Mid-Power LED Light IP66

- Osram LED & high efficiency drivers
- Suitable for harsh and corrosive environments -40 to 55°C
- Robust Aluminium enclosure and tempered glass
- Group IIB Zone 1

Code	Supply	Power	Colour Temp.	Lumen	Beam	Weight (kg)	Size (mm)
EX-KF120H4V4CH	180-277VAC	120W	6000-7100K	11500lm	60°	13.5	426x410x187
EX-KF120H6V6CH	180-277VAC	120W	6000-7100K	11500lm	120°	13.5	426x410x187
EX-KF150H4V4CH	180-277VAC	150W	6000-7100K	14400lm	60°	13.5	426x410x187
EX-KF150H6V6CH	180-277VAC	150W	6000-7100K	14400lm	120°	13.5	426x410x187

Accessories


KHJ-03


KHJ-12


SB209333/M12


KHJ-11

Code	Description	Weight (kg)
KHJ-03	Mounting Bracket	0.4
KHJ-12	Stanchion Bracket	2.26
SB209333/M12	Pendant Mount Eye Bolt M12	0.26
KHJ-11	Wire Guard	0.38

Ex d IIB T6 Gb

WHILE STOCKS LAST



Robust Low Bay LED Lights IP66

- Osram LED's and high efficiency drivers
- High impact resistant enclosure, ideal for marine and corrosive environments -40 to 55°C
- For extremely corrosive, wet, dusty, hot and cold conditions
- Group II Zone 1, 2

Rectangular

Code	Supply	Power	Colour Temp.	Lumen	Beam	Weight (kg)	Size (mm)
EX-KAF30CH	100-240VAC	30W	6000-7100K	3000	120°	4.7	480x180x62

Accessories

Code	Description	Weight (kg)
KHJ-09	Mounting Bracket	0.4
KHJ-04	Pipe Clamp	0.27
KHJ-05	Wire Guard	0.1
SB209333/M10	Pendant Mount Eye Bolt M10	0.1

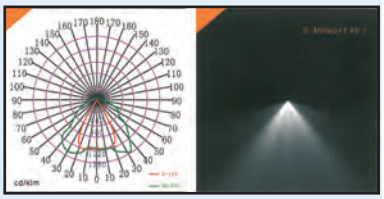


KHJ-09


KHJ-04

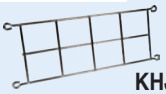
KHJ-05


SB209333/M10

Ex de II BT3

WHILE STOCKS LAST


400W 250W 70W

Flood Light 230V IP66 - Lamps excluded

Watts	Code High Pressure Sodium Lamp	Code Metal Halide Lamp	Code Empty Fitting	Lamp Holder
70W	BAT53-HSE70G	–	–	E27
100W	BAT53-HSE100G	–	–	E27
250W	BAT53-HSE250G	BAT53-HIE250G	–	E40
400W	BAT53-HSE400G	BAT53-HIE400G	BAT53-EMPTY	E40

Description

ATEX: Group II category 2G
Ideal for IIA, IIB locations
Suitable for Zone 1, 2 and 21, 22 locations
Aluminium reflector IP66
Temperature Range: -25°C to +55°C

Material:
Die cast aluminium alloy outer shell
High pressure anti static plastic sprayed
Silicon rubber seal, high grade anodic

Ex d IIB T4



BAJ52 Series 40W LED-Emergency Light IP65 220 - 240VAC

Code	Size
BAJ52-20	340 x 300 x 125mm

Specifications

- 2 x 10W LED
- EMG Time 90min
- 2 x M25 x 1.5 Entries
- 6V, 6Ah NI-MH Battery
- Charge Time 24H
- Zone 1 & 2

©ACDC Dynamics

EXPLOSION PROOF LIGHTING

Ex d II CT4

WHILE STOCKS LAST



BAD-A200X BAD61

Bulkhead IP65 - Supply Voltage: 230VAC - Lamps excluded

Code	Watts	Lamp Type	Lamp Holder
BAD-A200X (empty fitting for use with a variety of lamps)	200W 160W 20W	Incandescent or Mercury Blended or Energy Saving CFL	E27
BAD61-HSE70X	70W	High Pressure Sodium. c/w ballast & ignitor	E27
BAD61-HSE100X	100W	High Pressure Sodium. c/w ballast & ignitor	E27

Description

ATEX: Group II2G
Ideal for IIA, IIB, IIC areas
Suitable for Zone 1 and Zone 2 locations. (Certificate No. PTB 03 ATEX 1077)

Ex d II CT4

WHILE STOCKS LAST



BAD81-42X BAD81-68X

Energy Saving Lighting IP65 - Supply Voltage: 230VAC. Lamps included. Suitable for ceiling mounting.

Code	Watts	Lamp Type	Lamp Holder
BAD81-42X	42W	LED	E27
BAD81-68X	68W	LED	E27

Description

Atex: Group II Category 2G
Ideal for IIA, IIB, IIC areas
Suitable for zone 1, 2 and 21, 22

Ex II2G Ex d I/II B

WHILE STOCKS LAST



LT-0300

ALT-0300-GD

LED Area Lights with Protection Brackets - c/w LED (Size is Body of Lamp)

Code Light	Code Guard	Description	Size (mm) Ø x L	Watts 110/220V	Watts 12/24V
LT-0300*	**ALT-0300-GD**	Area Light 300mm	141.5 x 300	28W	48W
LT-0600*	**ALT-0600-GD**	Area Light 600mm	141.5 x 600	56W	96W
LT-1200*	**ALT-1200-GD**	Area Light 1200mm	141.5 x 1200	112W	192W

* Add Voltage to Code: **12** (12/24VDC), **110** (110VAC), **220** (220VAC)
• Order light & guard separately

Ex d I/IIB T6 Mb

WHILE STOCKS LAST



Compact Fluorescent Fitting - Supply Voltage: 220VAC. For Underground/Surface Areas.

Code	Description	Watts	Lumens	Size (mm) Ø x L
EZEF-1500-220	54W Fluorescent Fitting (5ft)	54W	5200lm	113 x 1971

Ex d IIC T6/T5 Gb
Ex t IIIC T80°C/ T95°C Db



HRD95-160

HRD95 Series Explosion-Proof LED Light Fittings IP66 - 100-277VAC / 6000K

Code	Power	Size (mm)	Mounting	Lumen	Entries
HRD95-90-60X	60W	335 x 278Ø	Ceiling	6730lm	4 x (M25 x 1,5)
HRD95-90-90X	90W	335 x 278Ø	Ceiling	10120lm	4 x (M25 x 1,5)
HRD95-160-160X	160W	340 x 330Ø	Ceiling	17930lm	4 x (M25 x 1,5)

• Toughened glass that can withstand 4J impact.
• Zone 1,2 and Zone 21, 22 For Gas/Oil industry and Hazardous Gas and dust areas.
• Certificates - DNV 12 ATEX 10807X, IECEx CQM 12.0009X

Ex d IIB+H^2 T6/T5 Gb
Ex tb IIIC T80°C/95°C Db



BAT86-160

BAT86 Series Explosion-Proof LED Light Fittings IP66 - 100-277VAC / 6000K

Code	Power	Size (mm)	Mounting	Lumen	Entries
BAT86-90-90Y	90W	423 x 288	Movable Bracket	9200lm	2 x (M25 x 1,5)
BAT86-160-120Y	120W	470 x 355	Movable Bracket	12200lm	2 x (M25 x 1,5)
BAT86-160-160Y	160W	470 x 355	Movable Bracket	14500lm	2 x (M25 x 1,5)

• Toughened glass that can withstand 4J impact.
• Enclosure made of copper free aluminium, Powder coated surface,yellow (RAL1021)
• Power Controller has built in surge protection and overcurrent protection.
• Zone 1,2 and Zone 21, 22 For Gas/Oil industry and Hazardous Gas and dust areas.
• Certificates - LCIE 13 ATEX

©ACDC Dynamics

EXPLOSION PROOF LIGHTING

Fluorescent 230V - IP66 (Certificate No. S-XPL/04547)

ATEX: Group II category 2GD
Ideal for IIA, IIB, IIC locations
Suitable for Zone 1, 2 and 21, 22

Material: Polycarbonate diffuser I Full plastic body
Ex mark: Ex d e q IIC T4 Gb
Ex t IIIC T80°C Db IP66





Ballast for 2 x 36W



Ballast for 2 x 58W



Key

Accessories

*** NB Note: For LED Zone 2,21 & 22 - Led Fitting complete with LED Tubes**

LED Fitting Mark: Ex nA IIC T5 Gc; Ex tb IIIC T80°C Db IP66

Code (CFL) Ceiling Mount	Watts	Size (mm) L x W x D	Code (CFL) Emergency	* Code (LED) Ceiling Mount	Watts
BAY51-Q18X1X	1 x 18W (2FT)	780 x 196 x 128	BAY51-Q18X1X-EMG	BNY81-LED9X1X	1 x 9W (2FT)
BAY51-Q18X2X	2 x 18W (2FT)	780 x 196 x 128	BAY51-Q18X2X-EMG	BNY81-LED9X2X	2 x 9W (2FT)
BAY51-Q36X1X	1 x 36W (4FT)	1380 x 222 x 134	BAY51-Q36X1X-EMG	BNY81-LED18X1X	1 x 18W (4FT)
BAY51-Q36X2X	2 x 36W (4FT)	1380 x 222 x 134	BAY51-Q36X2X-EMG	BNY81-LED18X2X	2 x 18W (4FT)
BAY51-Q56X2X	2 x 58W (5FT)	1672 x 196 x 115	BAY51-Q56X2X-EMG	BNY81-LED28X2X	2 x 28W (4FT)

Code	Description
5118002	Key for 18W **BAY51** Fitting
5118004	Ballast EX. Proof for **BAY51** 18W
5136004	Key for 36W **BAY51** Fitting
5136011	Ballast EX. Proof for **BAY51** 36W

(Lamps excluded.) See Main Catalogue for spare lamps. Emergency duration 90min on one lamp.

Fluorescent 230V IP65 - c/w Lamps





Description

ATEX: Group II category 2G Ideal for IIA, IIB, IIC locations suitable for Zone 1 and 2 Material: Aluminium body, glass lamp housing, stainless steel diffuser, carbon steel reflector
Ex mark: Ex d II C T6

Portable Explosion Proof Light IP65

c/w Battery



Description

Lamps included 6400k daylight
Rechargeable.
c/w wheels & 2 light levels selectable
Ex mark: Ex de II C T6

Code - Ceiling Mount	Watts	Size (mm) L x W x D
BAY51S-18X	1 x 18W	885 x 130 x 130
BAY51S-36X	1 x 36W	1470 x 130 x 130
BAY51D-36X	2 x 18W	865 x 225 x 140
BAY51D-72X	2 x 36W	1470 x 225 x 140

Code	BW3210
Lamp Power	30W
Battery Type	12Ah Sealed Lead acid
Working Time	High: 16hrs/Low: 36hrs
Material - Head/Battery Box	Aluminium Alloy/Aluminium Alloy

Hand Lights & Torches

- Toughened Glass
- Cable not included



c/w Battery Charger



NEW

c/w Battery Charger
Beam Distance: 80m/150lm



c/w Battery Charger



Code	BSX-60	BAD203	EL2003	BAD303
Power Supply	≤100W (E27)	7.2V 2Ah Battery (incl.)	2.4Ah	6V 4.5Ah Battery (incl.)
Battery life	–	≥10hrs	20hrs	High Intensity: 1-2hrs. Working light: ≥10hrs
Charging time	–	4.5-6hrs	8hrs	12-16hrs
Ex Mark	Ex II 2G Ex de II CT4	Ex II 2G Ex ib II CT6	Non-Ex	Ex II 2G Ex de II CT4
Zone	Zones 1 & 2	Zones 1 & 2	-	Zones 1 & 2
IP-Rating	IP65	IP68	IP65	IP68
Size	Ø138 x 433mm	Ø40 x 208mm	75 x 75 x 80mm	105 x 53 x 153 (excl. head)
Spares	Spare Glass: **BSX102**	Battery **203-BAT**	-	Battery **303-BAT**

©ACDC Dynamics

CCG EXPLOSION PROOF GLANDS

A2 Ex - Compression Gland IP65/66/68



Size	Code	Metric Entry Thread
00	053600	M20x1.5
0	0536-0	M20x1.5
1	053601	M20x1.5
2	053602	M25x1.5
3	053603	M32x1.5
4	053604	M40x1.5
5	053605	M50x1.5
6	053606	M63x1.5
7	053607	M75x1.5
8	053608	M80x2.0
9	053609	M90x2.0
10	053610	M100x2.0

Ex db IIC Gb, Class I Zone 1
Ex eb IIC Gb Zone 21
Ex ta IIIC Da, Class I Zone 2
Ex nR IIC Gc, IP66/67/68

Features
- Gland for use in Ordinary and Hazardous Locations
- Inner seal seals on the cable sheath
- Complete with a thread sealing gasket
- Operating Temperature : -60°C to +95°C /100°C

Ex Corrosion Guard - SWA Gland IP68



Size	Code	Metric Entry Thread
00	-	M20x1.5
0	0547-0	M20x1.5
1	054701	M20x1.5
2	054702	M25x1.5
3	054703	M32x1.5
4	054704	M40x1.5
5	054705	M50x1.5
6	054706	M63x1.5
7	054707	M75x1.5
8	054708	M80x2.0
9	054709	M90x2.0
10	054710	M100x2.0

Ex db IIC Gb
Ex eb IIC Gb
Ex nR IIC Gc
Ex ta IIIC Da

Features
- For highly corrosive, wet locations, Group II, III, Zone 1, 2, 20, 21 and 22 hazardous areas
- Precision manufactured from high-quality brass (Marine Grade Electroless Nickel Plated™)
- Operating Temperature : -60°C to +95°C /100°C

Posi Grip - Barrier Gland Compression Gland - IP65/66/68



Size	Code	Metric Entry Thread
00	054500	M20x1.5
0	0545-0	M20x1.5
1	054501	M20x1.5
2	054502	M25x1.5
3	054503	M32x1.5
4	054504	M40x1.5
5	054505	M50x1.5
6	054506	M63x1.5
7	054507	M75x1.5
8	054508	M80x2.0
9	054509	M90x2.0
10	054510	M100x2.0

Ex db IIC Gb
Ex eb IIC Gb
Ex nR IIC Gc
Ex ta IIIC Da

Features
- For highly corrosive Group II, III, Zone 1, 2, 20, 21 and 22 hazardous areas
- Brass parts are encapsulated in and protected by a corrosion-resistant material
- Operating Temperature : -20°C to +95°C

Posi Grip VX - Barrier Gland SWA Gland - IP68



Size	Code	Metric Entry Thread	Pack Size
00	56900-K	M20x1.5	8 Pack
0	0569-0-K	M20x1.5	6 Pack
1	056901-K	M20x1.5	5 Pack
2	056902-K	M25x1.5	2 Pack
3	056903-K	M32x1.5	2 Pack
4	056904	M40x1.5	1 Pack
5	056905	M50x1.5	1 Pack
6	056906	M63x1.5	1 Pack
7	056907	M75x1.5	1 Pack
8	056908	M80x2.0	1 Pack
9	056909	M90x2.0	1 Pack
10	056910	M100x2.0	1 Pack
11	056911	M110x2.0	1 Pack

Ex db IIC Gb
Ex eb IIC Gb
Ex nR IIC Gc
Ex ta IIIC Da

Features
- For highly corrosive Group II, III, Zone 1, 2, 20, 21 and 22 hazardous areas
- Brass parts are encapsulated in and protected by a corrosion-resistant material
- Operating Temperature : -20°C to m110 x2.0+95°C

FLP TR - Comp. Gland IP68



Size	Code	Metric Entry Thread
00	FCG-00	M20x1.5
0	FCG-0	M20x1.5
1	FCG-1	M20x1.5
2	FCG-2	M25x1.5
3	FCG-3	M32x1.5
4	FCG-4	M40x1.5
5	FCG-5	M50x1.5
6	FCG-6	M63x1.5
7	FCG-7	M75x1.5

Ex db I/IIC
Ex eb I/IIC
Ex ta IIIC
Ex nR IIC

Features
- Group I underground mines, Group II, III, Zone 1, 2, 21 and 22 hazardous areas
- Operating Temperature : -60°C to +95°C/100°C

FLP - SWA Gland IP68



Size	Code	Metric Entry Thread
00	FSG-00	M20x1.5
0	FSG-0	M20x1.5
1	FSG-1	M20x1.5
2	FSG-2	M25x1.5
3	FSG-3	M32x1.5
4	FSG-4	M40x1.5
5	FSG-5	M50x1.5
6	FSG-6	M63x1.5
7	FSG-7	M75x1.5

Ex db I/IIC
Ex eb I/IIC
Ex ta IIIC
Ex nR IIC

Features
- Group I underground mines, Group II, III, Zone 1, 2, 21 and 22 hazardous areas
- Operating Temperature : -60°C to +95°C/100°C

©ACDC Dynamics

CCG EXPLOSION PROOF GLAND



Ex db I Mb
Ex eb I Mb
Ex ta IIIC Da
Ex nR IIC

Metric to Metric Reducer - IP65/66/67/68

Code	Description
REDM25M16F	M20 to M16 Reducer
REDM25M20F	M25 to M20 Reducer
REDM32M20F	M32 to M20 Reducer
REDM32M25F	M32 to M25 Reducer
REDM40M32F	M40 to M32 Reducer
REDM50M25F	M50 to M25 Reducer
REDM63M50F	M63 to M50 Reducer

Features

- Precision manufactured from high quality brass (Marine Grade Electroless Nickel PlatedTM)
- Operating Temperature : -60°C to +95°C



Ex eb IIC Gb
Ex tb IIIC Db
Ex nR IIC Gc

Blanking Plug - Non-Metallic - IP65/66/67/68

Code	Dimensions
352720	M20x1.5
352725	M25x1.5
352732	M32x1.5
352740	M40x1.5

Features

- Precision manufactured from Nylon 6
- Used to blank off threaded entry holes
- May be used to blank off an unthreaded entry hole if secured in place with a locknut
- Operating Temperature : -20°C to +95°C



Ex db I Mb
Ex eb I Mb
Ex ta IIIC Da
Ex nR IIC

Thread Adaptor - IP65/66/68

Code	Description
ADA3/4NPTM25F	¾ NPT to M25 Adaptor
ADAM20M25F	M20 to M25 Adaptor
ADAM25M32F	M25 to M32 Adaptor
ADAM32M40F	M32 to M40 Adaptor

Features

- Precision manufactured from high quality brass (Marine Grade Electroless Nickel Plated™)
- Operating Temperature : -60°C to +95°C



Ex db I Mb
Ex eb I Mb
Ex db IIIC Gb
Ex eb IIC Gb

Blanking Stopper Plug - IP65/66/68

Code	Description
BPLGM20F	M20 Blanking Plug
BPLGM25F	M25 Blanking Plug
BPLGM32F	M32 Blanking Plug
BPLGM40F	M40 Blanking Plug
BPLGM50F	M50 Blanking Plug

Features

- Precision manufactured from high quality brass (Marine Grade Electroless Nickel Plated™)
- Operating Temperature : -60°C to +95°C

ARMOURED CABLE CABLE GLAND SIZING CHART

Cable Size	2 Core		3 Core		4 Core		5 Core		6 Core		7 Core		10 Core		12 Core	
	Size	Thread	Size	Thread	Size	Thread	Size	Thread	Size	Thread	Size	Thread	Size	Thread	Size	Thread
1,5mm	0	M20	0	M20	0	M20	0	M20	0	M20	0	M20	1	M20	1	M20
2,5mm	0	M20	0	M20	0	M20	0	M20	1	M20	1	M20	2	M25	2	M25
4mm	0	M20	0	M20	0	M20	1	M20	1	M20	2	M25	2	M25	3	M32
6mm	1	M20	1	M20	1	M20	1	M20	2	M25	2	M25	3	M32	3	M32
10mm	1	M20	2	M25	2	M25	2	M25	2	M25	2	M25	3	M32	3	M32
16mm	2	M25	2	M25	2	M25	2	M25	3	M32	3	M32				
25mm	2	M25	2	M25	2	M32	3	M32	4	M40	4	M40				
35mm	2	M25	3	M32	3	M32	3	M32	4	M40						
50mm	3	M32	3	M32	3	M32	3	M32								
70mm	3	M32	3	M32	3	M32	4	M40								
95mm	3	M32	4	M40	4	M50										
120mm	4	M40	5	M50	5	M50										
150mm	4	M40	5	M50	5	M50										

©ACDC Dynamics

CCG JUNCTION BOXES

Ex eb I Mb
Ex eb IIC T6 Gb
Ex ec IIC T6 Gc
Ex tb IIIC T70°C Db



Empty POSI FIT™ Junction Boxes - 4 Way IP66/68

Code	Size	Entry Thread	Overall Height	Clear Inside Ø
EX100301-*	1	M20x1.5	98mm	92mm
EX100302-*	2	M25x1.5	114mm	108mm

* Add Lid type to Code: **B** (Black Lid), **CL** (Clear)

Features

- IK10 Impact Rating
- For Group I Mining and Group II and III Applications
- Dust and watertight to IP66/68, when fitted with CCG sealed cable glands
- Operating Temperature : -60°C to +110°C
- **Ex Terminals fitted on request**

Ex eb I Mb
Ex eb IIC T6 Gb
Ex ec IIC T6 Gc
Ex tb IIICT70°C Db



Empty Flameproof Bottom Entry Angle Junction Boxes IP66/68

Code	Size	Entry Thread	Overall Height	Clear Inside Ø
100921-BE	1	M20 x 1.5	105mm	101mm
100922-BE	2	M25 x 1.5	105mm	123mm
100923-BE	3	M32 x 1.5	140mm	181mm

Features

- IK10 Impact Rating
  Bottom Entry Angle™ Box for use in Group I mining (low impact areas), Group II and Group III applications
- DIN Rail mounting studs are provided for use with terminal blocks
- Dust and watertight to IP66/68, when fitted with CCG sealed cable glands
- Operating Temperature : -60°C to +100°C
- **Ex Terminals fitted on request**

Ex eb I Mb
Ex eb IIC T6 Gb
Ex ec IIC T6 Gc
Ex tb IIICT70°C Db



Empty Flameproof Angle Box - 4 Way IP66/68

Code	Size	Entry Thread	Overall Height	Clear Inside Ø
100922-M20	1	M20x1.5	102mm	123mm
100922-M25	2	M25x1.5	102mm	123mm

Features

- IK10 Impact Rating
- Bottom Entry AngleTM Box for use in Group I mining (low impact areas), Group II and Group III applications
- DIN Rail mounting studs are provided for use with terminal blocks
- Dust and watertight to IP66/68, when fitted with CCG sealed cable glands
- Operating Temperature : -60°C to +100°C
- **Ex Terminals fitted on request**

Ex eb I
Ex eb IIC
Ex ec IIC
Ex tb IIC

NEW



Empty Flameproof Multi Box IP66/68

Code	Entry Thread	Overall Length	Overall Height	Overall Width
10050B	M16 to M32*	196mm	109mm	132mm
10050C	M16 to M40*	278mm	117mm	200mm

* Entry Thread: Multiple Configurations from M16 to M40

Features

- IK10 Impact Rating
- Multi Box for use in Group I mining (low impact areas), Group II and Group III applications.
- High-temperature resistance, corrosion resistant and anti-static properties.
- Drilling of cable entries to customer requirements. Internal earthing to all entries and rail.
- A lid with captive screws provides ease of installation.
- Operating Temperature: -60°C to +55°C
- **Ex Terminals fitted on request**

Ex d I Mb / IIC Gb T6
Ex tb IIIC T85°C Db



Empty Flameproof Angle Box - 4 Way IP66/68

Code	Size	Entry Thread	Overall Height	Clear Inside Ø
EX100801-M20	1	M20x1.5	87mm	96mm
EX100801-M25	2	M25x1.5	87mm	96mm

Features

- IK10 Impact Rating
- For Group I Mining and Group II and III Surface
- Dust and waterproof IP66/68
- Integrated mounting back plate
- Superior corrosion resistant flame paths
- External earth stud
- Operating Temperature: -20°C to +55°C
- **Ex Terminals fitted on request**

©ACDC Dynamics

NEW

EX CCG JUNCTION BOXES WITH TERMINALS

Ex eb I Mb
Ex eb IIC T6 Gb
Ex ec IIC T6 Gc
Ex tb IIIC T70°C Db











POSI FIT™ - 4 Way Junction Boxes with Terminals IP66/68

Code	Size Reference	Entry Thread	Terminals Included	
100301A04P04P04X	1	M20 x 1.5	- 4 x 4mm Terminals	- 2 x 4mm Earth Terminals
			- 2 x Partitions	- 1 x End Plates
			- 2 x End Stops	- 12 x Markers
			- 1 x Rail	- 2 x Stand offs
100301A04P68S04S	1	M20 x 1.5	- 8 x 4mm Terminals	- 1 x 4mm Earth Terminals
			- 6 x Partitions	- 1 x End Plates
			- 2 x End Stops	- 18 x Markers
			- 1 x Rail	- 2 x Stand offs
100302W06P04P06S	2	M25 x 1.5	- 4 x 6mm Terminals	- 2 x 6mm Earth Terminals
			- 2 x End Stops	- 2 x End Plates
			- 12 x Markers	- 2 x Stand offs
			- 1 x Rail	- 2 x 2 Way Links
100302W10P24P10S	2	M25 x 1.5	- 4 x 10mm Terminals	- 2 x 10mm Earth Terminals
			- 2 x End Stops	- 1 x End Plates
			- 12 x Markers	- 2 x Stand offs
			- 1 x Rail	- 2 x 2 Way Links
100303W16P24P16S	3	M25 x 1.5	- 4 x 16mm Terminals	- 2 x 16mm Earth Terminals
			- 2 x End Stops	- 2 x End Plates
			- 12 x Markers	- 2 x Stand offs
			- 1 x Rail	- 2 x 2 Way Links
100303W35P24P35S	3	M25 x 1.5	- 4 x 35mm Terminals	- 2 x 35mm Earth Terminals
			- 2 x End Stops	- 1 x End Plates
			- 12 x Markers	- 2 x Stand offs
			- 1 x Rail	- 2 x 2 Way Links

Ex eb I Mb
Ex eb IIC T6 Gb
Ex ec IIC T6 Gc
Ex tb IIIC T70°C Db





Bottom Entry Angle - 3 Way Junction Boxes with Terminals IP66/68

Code	Size Reference	Entry Thread	Terminals Included	
100922W04P24P04Z	1	M20 x 1.5	- 4 x 4mm Terminals	- 2 x 4mm Earth Terminals
			- 2 x Partitions	- 1 x End Plates
			- 2 x End Stops	- 12 x Markers
			- 1 x Rail	- 2 x Stand offs
100922W06P24P06Z	2	M25 x 1.5	- 4 x 6mm Terminals	- 2 x 6mm Earth Terminals
			- 2 x End Stops	- 2 x End Plates
			- 12 x Markers	- 2 x Stand offs
			- 1 x Rail	- 2 x 2 Way Links
100923W16P24P16Z	3	M32 x 1.5	- 4 x 16mm Terminals	- 2 x 16mm Earth Terminals
			- 2 x End Stops	- 2 x End Plates
			- 12 x Markers	- 2 x Stand offs
			- 1 x Rail	- 2 x 2 Way Links

Ex d I Mb / IIC Gb T6
Ex tb IIIC T85°C Db



Flameproof - 4 Way Junction Box with Terminals IP66/68

Code	Size Reference	Entry Thread	Terminals Included	
100801A04P24P04S	1	M20 x 1.5	- 4 x 4mm Terminals	- 2 x 4mm Earth Terminals
			- 2 x Partitions	- 1 x End Plates
			- 2 x End Stops	- 12 x Markers
			- 1 x Rail	- 2 x Stand offs

©ACDC Dynamics

EXPLOSION PROOF ACCESSORIES



Cable Glands Explosive Areas IP68

5 Bar, With strain relief Black Polyamide I Group II Category 2GD, ATEX1087X

Code	Size	Cable Size
124M20EX03	M20	Ø6-12mm
124M25EX03	M25	Ø11-17mm
124M32EX03	M32	Ø15-21mm



For Armored Cable Double Seal IP66

Size	Code
20mm	EPG-709002
25mm	EPG-709004
32mm	EPG-709006
40mm	EPG-709008

Ex II 2G Exd IIC



Compression Glands IP65

Size	Code
20mm	EPC-706001
25mm	EPC-706002
32mm	EPC-706003
40mm	EPC-706004

Ex II 2G Exe II

Hole Plugs

Ex db IIC Gb
Ex e IIC Gb
Ex tb IIIC Db IP66





Ex db IIC Gb
Ex e IIC Gb
Ex tb IIIC Db IP66



Ex eb IIC Gb
Ex e IIC Gb
Ex tb IIIC Db IP66





Size	Code Alum. Alloy	Length L (mm)	Code Brass Nickel Plated	Length L (mm)	Code PA66 (Polyamide)	Length L (mm)
20	BA-715001	17	BPT-715011	17	BZ-714002	10
25	BA-715002	17	BPT-715012	17	BZ-714003	12
32	BA-715003	20	BPT-715013	20	BZ-714004	12
40	BA-715004	20	BPT-715014	20	BZ-714005	14.5
50	BA-715005	20	BPT-715015	20	BZ-714006	15

FLAMEPROOF PUSH BUTTONS

Head Size:
25(H) x 30(Ø)mm
Body Size: 80mm









Description	Start	Stop	Test	Reset
Mounting Hole - M20	PBUTM20-ST	PBUTM20-STP	PBUTM20-TEST	PBUTM20-RES
Mounting Hole - M25	PBUTM25-ST	PBUTM25-STP	PBUTM25-TEST	PBUTM25-RES
Contact 10A@240V	1NO	1NC	1NO	1NO

Waterproof Push Buttons

Head Size: 32.5(H) x 40(Ø)mm
Body Size: 80mm









Description	Start	Stop	Test	Reset
M20	PBUTM20-STWP	PBUTM20-STPWP	PBUTM20-TESTWP	PBUTM20-RESWP
M25	PBUTM25-STWP	PBUTM25-STPWP	PBUTM25-TESTWP	PBUTM25-RESWP
Contact 10A@240V	1NO	1NC	1NO	1NO

Emergency Stop Push Buttons

Head Size: 43(H) x 60(Ø)mm
Body Size: 80mm



Push - Pull

Description	E/Stop
M20	PBUTM20-ES
M25	PBUTM25-ES
Contact 10A@250V	1NC

Push - Pull



Push - Pull

Description	E/Stop Lockable
M20	PBUTM20-ESLK
M25	PBUTM25-ESLK
Contact 10A@250V	1NC

For additional contacts refer to Page 8.4

©ACDC Dynamics

EXPLOSION PROOF ACCESSORIES



90° Glands & Keeper Plates

Code	Description	Size Ø
GLND90050.8	90° Compression Glands & Keeper Plates FLP	50.8mm
GLND90063.5	90° Compression Glands & Keeper Plates FLP	63.5mm
GLND90076.2	90° Compression Glands & Keeper Plates FLP	76.2mm



Flameproof Quick Connectors - with or without cable

Code	Description	Wire Length
FQC-PL-*-2M	Quick Connector Plug (Male)	2 meters
FQC-SC-*-3M	Quick Connector Socket (Female)	3 meters
FQC-SC-*-6M	Quick Connector Socket(Female)	6 meters

* Add no. of way to code: **04**, **05**, **19**

Flameproof Bushings


BFLPM32MOT


BFLPM32THR


BFLPM20THR

Code	Description
BFLPM32MOT	M32 Motor Bushing with M12 Studs
BFLPM20THR	M20 through Bushing with 6 x 1.5mm² Wires (1m Total Length)
BFLPM25THR	M25 through Bushing with 12 x 1.5mm² Wires (1m Total Length)
BFLPM32THR	M32 through Bushing with 20 x 1.5mm² Wires (2m Total Length)

High Security Key Switches

Ronnis Key Switches



Code	Description
KEYSW-SR-1	Ronnis Keyswitch (Spring Return) x 2 Keys
KEYSW-SP-2	Ronnis Keyswitch (Stay Put) x 2 Keys

Abloy Key Switch Barrel



Code	Description
KEYSW-AB3K	Abloy key switch barrel only with 3 keys
KEYSW-RB	Roof bolter key switch barrel & 3 keys (RB engraved)
KEYSW-SC	Shuttle car key switch barrel & 3 keys (SC engraved)
KEYSW-CM	Continuous miner key switch barrel & 3 keys (CM engraved)
KEYSW-PDS	PDS key switch barrel & 3 keys (PDS engraved)
Abloy Keys Only	
KEY-AB	Abloy Keys Only - 3 Keys
KEY-ABMAS	Abloy Master Key - 3 Keys

Abloy Key Switch

Brass Body



Code	Description
KEYSW-AB1	Abloy key switch barrel & brass body & 1NO 10A Contact incl 3 keys

FLAMEPROOF INDICATION LIGHTS

Live Line Indicators

- M25 Cable Entry
- Size: Ø60 x 110(L)mm



Code	Description
FLP-EV-1KV	3-LED Live Line Indicator In Brass Body • 1000VAC • RED Light

Indicator Lights

Size: Ø 85mm x 25mm
Thread Size: M25



Code	Description
FLP-EP3-24	3-Row Cluster Light (Red, Green & Amber) • 12/24VDC • c/w Male & Female connectors

LED Indication Lights

Thread Size: M25
Size: Ø38mm



Colour	Code
Red	FLP-EA-R*
Blue	FLP-EA-BL*
Green	FLP-EA-GN*
White	FLP-EA-WH*
Amber	FLP-EA-A*

*Add voltage: **24** (12/24VDC), **110** (110VAC) or **230** (230VAC)

©ACDC Dynamics

ATEX WALL MOUNTING ENCLOSURES IP66

Ex e IIC Gb
Ex tb IIIC Db
LOM 12ATEX 3060U
ATEX94/9/CE



Wall Mounting Enclosures

Mild Steel Grey	Electric Orange	304L Stainless	Size (mm) H x W x D	Locks	Hinges
ATX0302515-G	ATX0302515-O	ATX0302515-INX	300 x 250 x 150	1	2
ATX0403020-G	ATX0403020-O	ATX0403020-INX	400 x 300 x 200	1	2
ATX0404020-G	ATX0404020-O	ATX0404020-INX	400 x 400 x 200	1	2
ATX0504020-G	ATX0504020-O	ATX0504020-INX	500 x 400 x 200	2	2
ATX0604020-G	ATX0604020-O	ATX0604020-INX	600 x 400 x 200	2	2
ATX0606025-G	ATX0606025-O	ATX0606025-INX	600 x 600 x 250	2	2
ATX0705025-G	ATX0705025-O	ATX0705025-INX	700 x 500 x 250	2	2
ATX0806030-G	ATX0806030-O	ATX0806030-INX	800 x 600 x 300	2	2
ATX1008030-G	ATX1008030-O	ATX1008030-INX	1000 x 800 x 300	3	3

- Zone 1 & 2, Zone 21
- -20°C to +60°C
- Grey RAL7035 - Mild Steel
- Electric Orange RAL2000 - Mild Steel
- Polished 304 L Stainless Steel
- Include chassis plate & 4 wall brackets

EXPLOSION PROOF JUNCTION & TERMINAL BOXES

Ex II 2G Ex e II T6



Aluminium Terminal Boxes IP65 - Material: Aluminium Alloy, Yellow Powder coated

Code	Size (mm) L x W x D	No. of Terminals Fitting into box					No. of rows	No. of entries
		2.5mm²	4mm²	6mm²	10mm²	16mm²		
BXJ-E-1	190 x 132 x 127	20	18	15	12	10	1	2 bottom
BXJ-E-2	190 x 190 x 127	20	18	15	12	10	1	2 bottom
BXJ-E-3	250 x 190 x 127	30	28	22	18	15	1	3 bottom
BXJ-E-4	250 x 250 x 127	60	56	44	36	30	2	3 bottom
BXJ-E-5	300 x 200 x 150	80	72	60	48	–	2	4 bottom

- Suitable for use in: Zones 1 & 2, 21 & 22
- Terminals not included
- For use with Atex approved terminals
- Cable Entries: M20 x 1.5

Ex II 2G Ex e II T6



Polyester Terminal Boxes IP65 - Material: Glass fibre reinforced Polyester resin

Code	Size (mm) L x W x D	No. of Terminals Fitting into box					No. of rows	No. of entries	Cable Entry Size
		2.5mm²	4mm²	6mm²	10mm²	16mm²			
BXJ8050-1	160 x 160 x 86	12	11	9	–	–	1	2 bottom	M20 x 1.5
BXJ8050-2	220 x 130 x 109	25	23	18	15	–	1	2 bottom	M40 x 1.5
BXJ8050-3	260 x 179 x 120.5	30	27	22	18	15	1	2 bottom	M25 x 1.5
BXJ8050-4	360 x 220 x 122	44	40	33	26	22	1	4 bottom	M40 x 1.5
BXJ8050-5	360 x 360 x 122	88	80	66	52	44	2	4 bottom	M40 x 1.5

- Suitable for use in: Zones 1 & 2, 21 & 22
- Terminals not included
- For use with Atex approved terminals
- Cable Entries: M20 x 1.5



BXJ8050-20B/6-4



BHD51-F



BHD51

	Plastic 4 Way	Metal-1/2/3/4 Way	Metal - For Light Fittings	Metal - For Light Fittings
Code	**BXJ8050-20B/6-4**	**BHD51-*/M20x1.5**	**BHD51-F/M25X1.5**	**BHD51-G3/4I**
Material	Glass fibre reinforced plastic	Copper-free Aluminium Alloy	Copper-free Aluminium Alloy	Copper-Free Aluminium Alloy
Zone	Zone 1, 2, 21, 22	Zone 1, 2, 21, 22	Zone 1, 2, 21, 22	Zone 1, 2, 21, 22
EX-Mark	Ex e IIC T6 Gb	Ex db IIC T6 Gb, Ex tb IIIC T80 Db	Ex db IIC T6 Gb, Ex tb IIIC T80 Db	Ex db IIC T6 Gb,Ex tb IIIC T80 Db
Certificates	IECEx; AREX; CU-TR	IECEx; AREX; CU-TR	IECEx; ATEX; CU-TR	IECEx; ATEX; CU-TR
Gland Size	M25 x 1.5	M20 x 1.5	M25 x 1.5	G3/4"
Size	120 x 120 x 60mm	122 x 122 x 80mm	134 x 146 x 70mm	Ø110 x 110(H)mm
Temperature Range	-20°C to +55°C	-60°C to +60°C	-60°C to +60°C	-60°C to +60°C

* **A** (1 Gland), **B** (2 Glands), **C** (3 Glands), **D** (4 Glands)

©ACDC Dynamics

ATEX PAINTED ENCLOSURES IP66

2 Year Warranty

GEWISS



Spare Clamps **GW88255**

c/w kit for external earthing

Zone 2(G) Zone 22(D) Aluminium Enclosures

Enclosure Code	Internal Dimensions(mm)	Pack/Carton Qty	Chassis Plates	Box QTY
GW76291	91 x 91 x 54	40	-	-
GW76292	128 x 103 x 57	32	GW76272	10
GW76293	155 x 130 x 58	24	GW76273	10
GW76294	178 x 156 x 75	16	GW76274	10
GW76295	239 x 202 x 85	8	GW76275	5
GW76296	294 x 244 x 114	4	GW76276	5
GW76297	392 x 298 x 149	1	GW76277	5

Atex Class: II 3GD Ex nA IIC Gc Ex tc IIIC Dc -20°C ≤ Ta85 °C U

FLAMEPROOF JUNCTION BOXES



Flameproof Junction Boxes

Code	Description	No of Cable Entries	Size Ø x H
KBE2M20L-2	K-Box - Empty with 2xM20 Hole	2 x M20	145 x 104
KBE2M25L-2	K-Box - Empty with 2xM25 Hole	2 x M25	145 x 104
KBE4M20L-2	K-Box - Empty with 4xM20 Hole	4 x M20	145 x 104
KBE4M25L-2	K-Box - Empty with 4xM25 Hole	4 x M25	145 x 104

FLAMEPROOF CONTROL STATIONS



CT/KMS-93



PBS72



PBS72-3

1 Way Control Stations - Zone 1 Group IIA, IIB, IIC

Code Cast Iron	Description	Enclosure Size (mm) External (H x W x D)
PBS71-START-*	Start Station	140 x 100 x 135
PBS71-1-*	Emergency Stop (spring return)	140 x 100 x 135
PBS71-2-*	Padlockable Stop Station	140 x 100 x 135
PBS71-3-*	Emergency Stop (push/pull)	140 x 100 x 135
PBS71-6-*	Emergency Stop Padlockable	140 x 100 x 135
CT/KMS-93-†	Mining Key Switch	120 x 120 x 90

*Add '**D**' for 1 x Top & 1 x Bottom 20mm entries
'**B**' for 2 x 20mm bottom entries

† Add **SC** = shuttle car key
CM = continuous miner

DV = feeder breaker

2 Way Control Stations

PBS72-*	Start/Stop Station	140 x 100 x 135
PBS72-3-*	Emergency Stop (push/pull)/Start	140 x 100 x 135

*Add '**D**' for 1 x Top & 1 x Bottom 20mm entries, '**B**' for 2 x 20mm bottom entries



RBS-82



RBS-81-2



RBS-84



RBS-86

4 Way Fabricated FLP Control Stations - Material: 350WA - Silver Cadium Plated

Code	Description	Base Size (mm) L x H x Ø	Weight	Cable Entries 20mm
RBS-81	Start Station	125 x 125 x 150	4.5kg	4 Way Entries
RBS-81-2	Start/Stop Station	125 x 125 x 150	4.5kg	4 Way Entries
RBS-82	Emergency Stop (spring return)	125 x 125 x 150	4.5kg	4 Way Entries
RBS-83	Padlockable Stop Station	125 x 125 x 150	4.5kg	4 Way Entries
RBS-84	Emergency Stop (push/pull)	125 x 125 x 150	4.5kg	4 Way Entries
RBS-85	Emergency Stop Padlockable	125 x 125 x 150	4.5kg	4 Way Entries
RBS-86-*	Mining Key Switch	125 x 125 x 150	4.5kg	4 Way Entries

Zone 1 Group IIA, IIB+H^2

* Add **SC** = shuttle car key, **CM** = continuous miner, **FB** = feeder breaker, **RB** = Roofbolter

©ACDC Dynamics

EXPLOSION PROOF CONTROL STATIONS IP65



-A1-E -K1 -A1-R -A1-C



-A2-C -A2-R/G -A1-G



-A3-R/G/E -A3-R/G/L -A3-R/G/S

Code	Description	Gland Size	Enclosure Size H x W x D (mm)
BZA8050-K1	On/Off Selector Switch 1 x N/O (10A)	M25	107 x 85 x 87
BZA8050-A1-G	Start Pushbutton 1N/O	M25	107 x 85 x 87
BZA8050-A1-R	Stop Pushbutton 1 N/C	M25	107 x 85 x 87
BZA8050-A1-C	Emg. Stop Twist to release 1N/C	M25	107 x 85 x 87
BZA8050-A1-E	Emg. Stop Push-Pull 1N/C	M25	107 x 85 x 87
BZA8050-A2-C	Emg. Stop (Twist to release 1N/C) & Start Pushbutton 1N/O	M25	139 x 85 x 87
BZA8050-A2-R/G	Start/Stop 1N/O & 1N/C	M25	139 x 85 x 87
BZA8050-A3-R/G/L	Start/stop and LED pilot light c/w 1N/O + 1N/C per button	M25	185 x 85 x 87
BZA8050-A3-R/G/E	Start/stop and emergency stop (twist to release) c/w 1N/O + 1N/C per button	M25	185 x 85 x 87
BZA8050-A3-R/G/S	Start/stop & selector 2 position stay put switch c/w 1NO + 1NC per button	M25	185 x 85 x 87

Features

- Explosion Protection: Ex de IIC T6 Gb, Ex tb IIIC T80°C Db IP65
- Material: Glass fibre reinforced polyester
- Rated Working Voltage: 220VAC/380VAC
- Rated Working Current: 10A
- ATEX Classification Group II Category 2GD
- Suitable for Zone 1, 2 and 21, 22 locations

EXPLOSION PROOF PUSHBUTTONS & PILOT LIGHTS

Suitable for use in **BZA8050** Control Stations







2-Position stay-put







Colour	Pushbutton Flush	Pilot Light Head	Selector Switch	EMG-Stop Twist Release	EMG-Stop Push/Pull Button	On/Off Key Switch
Red ●	EX8050-R	EX8050-PLR	EX8050-SS	EX8050-EMG	EX8050-40093	EX8050-KS
Green ●	EX8050-G	EX8050-PLG				
Yellow ●	EX8050-Y	EX8050-PLY				
White ○	–	EX8050-PLW				

Contact Blocks



Description	Code
1N/O	EX8050-NO
1N/C	EX8050-NC

LED Lamp Blocks



* Add Colour to Code:
● **G** (Green), ● **R** (Red),
○ **W** (White), ● **Y** (Yellow)

Description	Code
24VAC	EX8050*-24VAC
110VAC	EX8050*-110VAC
230VAC	EX8050*-230VAC

Isolating Switch On/Off



Description	Code
2 Pole 10A	EX8050-2P
4 Pole 10A	EX8050-4P

©ACDC Dynamics

FLAMEPROOF ISOLATORS

Ex d e IICT6 Gb



-16/2 / -16/3 -32/2 / -32/3

Polyester Enclosed Isolators - Padlockable 8mm - Rated working voltage: 220VAC/380VAC

Code	Description	Entry	L x H x W - Size (mm)
BZZ8050-16/2	16A 2-Pole Isolator Padlockable	2 x M25	139 x 110 x 109
BZZ8050-16/3	16A 3-Pole Isolator Padlockable	2 x M25	139 x 110 x 109
BZZ8050-32/2	32A 2-Pole Isolator Padlockable	2 x M25	220 x 130 x 109
BZZ8050-32/3	32A 3-Pole Isolator Padlockable	2 x M25	220 x 130 x 109

- Material: Glass fibre reinforced polyester
- Suitable for Zones 1, 2
- Excluding Lock. For Locks, see ACDC Main Catalogue

Ex d IIB+Hz T6 Gb
Ex d I 150°C Mb
Zone 1, 2
Group I / IIB



ISO160

Steel Enclosed Isolators - Padlockable 8mm

Code	Description	Enclosure Size (mm) External (H x W x D)	Cable Entries
ISO80/1/20	20A 2-Pole Isolator	135 x 85 x 90	1 x Top & 1 x Bottom
ISO80/3/20	20A 3-Pole Isolator	135 x 85 x 90	1 x Top & 1 x Bottom
ISO80/3/40	40A 3-Pole Isolator	135 x 85 x 90	1 x Top & 1 x Bottom
ISO160/3/40	40A 3-Pole Isolator	188 x 145 x 120	2 x Bottom
ISO160/3/63	63A 3-Pole Isolator	188 x 145 x 120	2 x Bottom
ISO160/3/80	80A 3-Pole Isolator	188 x 145 x 120	2 x Bottom

- Excluding Lock. For Locks, see ACDC Main Catalogue • Other Configurations available on request

Note: Other combinations and specifications manufactured to your order.

Ex d I Mb T4
Ex d IIB+Hz Gb T4
Zone 1, 2 Group I



Steel Enclosed Isolators - Padlockable 8mm - Material 350WA - Silver Cadium Plated

Code	Description	Size (mm) Ø x H	Weight	Cable Entries 20mm
RIS25/2P	25A 2-Pole Isolator	100 x 95	4.5kg	1 x Top & 1 x Bottom
RIS25/3P	25A 3-Pole Isolator	100 x 95	4.5kg	1 x Top & 1 x Bottom
RIS40/2P	40A 2-Pole Isolator	150 x 112	8.0kg	1 x Top & 1 x Bottom
RIS40/3P	40A 3-Pole Isolator	150 x 112	8.0kg	1 x Top & 1 x Bottom
RIS63/3P	63A 3-Pole Isolator	150 x 112	8.0kg	1 x Top & 1 x Bottom
RIS80/3P	80A 3-Pole Isolator	150 x 112	8.0kg	1 x Top & 1 x Bottom

- Excluding Lock. For Locks, see ACDC Main Catalogue • Other Configurations available on request

Note: Other combinations and specifications manufactured to your order.

FLAMEPROOF STARTERS

Ex d IIB+Hz T6 Gb
Ex d I 150°C Mb
Zone 1, 2 Group I / IIB



FDL25

Direct On Line Starter – No Terminal Box

AC3 kW 400V	AC3 kW 525V	Overload Range	D.O.L. Code	*With Isolator	Enclosure Size (mm)	*Coil Voltage AC
2.2	3	4 - 6A	FDL06 *	/S	180 x 145 x 120	
4	5.5	7 - 10A	FDL09 *	/S	180 x 145 x 120	
5.5	7.5	9 - 13A	FDL12 *	/S	180 x 145 x 120	U = 240V (170-280V)
7.5	10.5	12 -18A	FDL18 *	/S	180 x 145 x 120	
11	15	17 - 25A	FDL25 *	/S	180 x 145 x 120	N = 415V (291-465V)
15	18.5	23 - 32A	FDL32 *	/S	180 x 145 x 120	
18.5	22	33 - 50A	FDL40 *	/S	180 x 145 x 120	SF = 550V (467-605V)
22	30	33 - 50A	FDL50 *	/S	180 x 145 x 120	
30	37	43 - 65A	FDL65 *	/S	180 x 145 x 120	
37	45	54 -80A	FDL80 *	/S	180 x 145 x 120	
45	55	83 - 90A	FDL95 *	/S	180 x 145 x 120	

- Enclosure Size Codes: H x W x D (External)
- Note: Bigger and smaller starters can be manufactured on request
- 80kW and bigger starter dimensions: 245 x 170 x 150mm

Note: Other combinations and specifications manufactured to your order.

©ACDC Dynamics

NEW

KAMA BANSHEE S3 RANGE - ZONE 1 & 2

Ex db IMb
Ex db IIB + H2 T4 Gb
T4-135°C



Ex Terminal Box S3 Range IP54

Code	Description	Gland Size	Size (mm) H x W x D
BXTB400	Ex Terminal Box	M20x1.5	160 x 160 x 98

• Zone 1 and 2, Gas Group I, IIA, IIB

Ex db I Mb
150°C



BXSA600



BXES800
BXES900



BXES600



BXES700

Ex Control Stations S3 Range IP54

Code	Description	Compact Rating	Duty Cycle	Gland Size	Size (mm) H x W x D
BXSA600	Ex Start Station	10A	Spring Return	M20x1.5	Ø148 x 116
BXES900	Ex Start/Start Station	10A	Spring Return	M20x1.5	160 x 160 x 133
BXES800	Ex Start/Stop Station	10A	Spring Return	M20x1.5	160 x 160 x 133
BXES600	Ex E-Stop Push/Pull Station	10A	Latching	M20x1.5	Ø145 x 134
BXES700	Ex E-Stop/Start Station	10A	Latching	M20x1.5	160 x 160 x 133

Other configurations available on request
• Zone 1 and 2 Gas Group I
• Rated Voltage: 600VAC/DC

Ex db I Mb
Ex db IIB + H2 T4 Gb
T4-135°C



Ex Isolator S3 Range IP54

Code	Description	Compact Rating	Duty Cycle	Gland Size	Size (mm) H x W x D
BXIS400	Banshee Ex Isolator	25A	Latching	M20x1.5	160 x 160 x 145

• Zone 1 and 2, Gas Group I, IIA, IIB
• Rated Voltage: 415V

Ex db [ia] IIB + H2 T4 Gb
Ex db ia I Mb
Ex db [ia] I Mb
T4-135°C



Ex Electronic Sounder S3 Range IP54 - 32 User selectable Tones

Code	Sounder Frequency	Duty Cycle	Sounder Output	Voltage	Size (mm) H x W x D
BXMS012	800 - 2400Hz	Continuous Rated	110dB	12-24VAC/DC	151 x 138 x 220
BXMS220	800 - 2400Hz	Continuous Rated	110dB	90-265VAC	151 x 138 x 220

• Gas Group I, IIA, IIB

Ex db op is I Mb
Ex db I Mb
Ex db IIB + H2 T4 Gb
T4-135°C



Ex LED Beacon S3 Range IP65

Code	LED Power	Functions	Supply Voltage	Size (mm) H x W x D
BXVL*12	9W	Rotating, Flashing, Static	12-24VAC/DC	Ø148 x 124
BXVL*220	9W	Rotating, Flashing, Static	110/220VAC	Ø148 x 124

* Add Colour: ● **R** (Red), ● **A** (Amber), ● **G** (Green), ● **B** (Blue), ○ **C** (Clear)
• Zone 1, 2, 20, 21 and 22. Gas Group I, IIA, IIB, IIC, IIIA, IIIB, IIIC

Ex db op is I Mb
Ex db I Mb
Ex db IIB + H2 T4 Gb
T4-135°C



Ex Vehicle Light S3 Range IP54

Code	LED Power	Functions	Supply Voltage	Size (mm) H x W x D
BXDL124	11W	White - Static Red - Static Amber - Flashing	10-28VDC	123 x 113 x 126
BXDL12A	11W		10-28VAC/DC	123 x 113 x 126

• Zone 1 and 2, Gas Group I, IIA, IIB
• Rated Voltage: 12-24VAC/DC

Ex db I Mb
Ex db IIB + H2 T4 Gb
T4-135°C



Ex Hour Meter S3 Range IP54

Code	Description	Current Consumption	Supply Voltage	Size (mm) H x W x D
BXHM430	Ex Hour Meter	1A	4-30VAC/DC	123 x 113 x 126

• Zone 1 and 2, Gas Group I, IIA, IIB
• Rated Voltage: 4 - 30VAC/DC

©ACDC Dynamics

KAMA BANSHEE S1 RANGE - ZONE 1 & 2



S1 Range Flameproof Lights - IP65

Code	Description	LED Power	Light Output	Power mA	Cable Entry	Size (mm) H x W x L
S1-LFP-12W-* 12VDC	Banshee Ex Floodlight	12W	125 LUX @ 5m	97mA	1 x M20	245 x 171 x 180
S1-LFP-12W-* 230VAC	Banshee Ex Floodlight	12W	190 LUX @ 5m	111mA	1 x M20	245 x 171 x 180

*Add colour: ● **R** (Red), ● **A** (Amber), ● **G** (Green), ○ **C** (Clear)

Features

- Suitable for use in fiery mines, petro chemical plants, underground coal mining machinery and areas where an explosion-protected device is required. The unit consists of a stainless steel body with a M20 cable entry, a stainless steel protective cage and a unique screw on flange for cable connection.
- Gas Group: I, IIA, IIB, IIC, IIIA, IIIB, IIIC
- Ex db I Mb, Ex db IIC T4 Gb, Ex ta IIIC T110°C Da IP65



S1 Range Flameproof Motorised Sirens - IP65

Code	Operating Voltage Range	Frequency (Hz)	Max Current at Rated Voltage (A)	Audible Range	Min Sound at Rated Voltage (dB@1m)
EP500*	110VAC	1200	2A	1000m	113 - Ex Duplo
EP500*	230VAC	1200	1A	1000m	113 - Ex Duplo
EP500†	12VAC/DC	1200	9A	1000m	113 - Ex Mono
EP500†	24VAC/DC	1200	4.8A	1000m	113 - Ex Mono

* Application: Class 1, 2 & 3 all groups. Division 1 & 2 areas
† Duty Cycle 1min on, 8min off I * Duty Cycle - Continuous

EP1500	110VAC	1600	2.6A	1500m	122
EP1500	230VAC	1600	2.1A	1500m	122
EP2000	110VAC	370/660	4.0A	2000m	128
EP2000	230VAC	370/660	3.0A	2000m	128

Duty Cycle 30min on, 10min off



Flameproof Electronic Sounder - IP65

Code	Description	Sound Output @1m
EXS*	Flameproof Multi Sounder	93-113dB

*Add Voltage to Code: **12VDC, 24VDC, 115VAC, 230VAC**

Features

- Maintenance free solid state sounder
- Four sounds from one unit for different applications
- High sound output with volume control
- Application: Class 1, 2 & 3 all groups. Division 1 and 2 areas



Flameproof Beacon - IP65 - Xenon Strobe

Code	Description	Colour	FPM	Light
EXF-A*	Flameproof Beacon	● Amber	110	Xenon Tube
EXF-B*	Flameproof Beacon	● Blue	110	Xenon Tube
EXF-G*	Flameproof Beacon	● Green	110	Xenon Tube
EXF-R*	Flameproof Beacon	● Red	110	Xenon Tube

Flameproof Beacon - IP65 - LED Type

EXFL-A*	Flameproof Beacon	● Amber	110	LED
EXFL-B*	Flameproof Beacon	● Blue	110	LED
EXFL-G*	Flameproof Beacon	● Green	110	LED
EXFL-R*	Flameproof Beacon	● Red	110	LED

*Add Voltage to Code: **24V**(12-24VAC/DC), **110VAC, 230VAC**

Features

- High quality steel casting, precision engineered
- Rugged multipurpose weatherproof device
- Application: Class 1, 2 & 3, all groups. Division 1 and 2 areas

©ACDC Dynamics

KAMA BANSHEE S1 RANGE - ZONE 1 & 2

BANSHEE



EXCL*

Multi Sounder & Beacon

Colours



Flameproof Beacon and Sounder Combination - IP65 - LED Type

Code	Description	Colour	FPM	Light
EXCL-A*	Flameproof Sounder and Beacon	Amber	110	LED
EXCL-G*	Flameproof Sounder and Beacon	Green	110	LED
EXCL-R*	Flameproof Sounder and Beacon	Red	110	LED

*Add Voltage to Code: **12VDC, 24VDC, 115VAC, 230VAC**

Features

- Suitable for use in fiery mines as well as petro chemical plants and areas where an explosion protected device is required. The unit consists of 304 Type Stainless Steel housing.
- Ex db IIC T6 Gb, Ex tb IIIC T85°C Db IP65
- Gas Group: IIA, IIB, IIC, IIIA, IIIB, IIIC

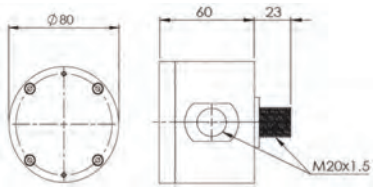



TBOX-S1

EX Terminal Box for S1 Lights - IP65 - Optional for S1 Spotlight

Code	Description
TBOX-S1	Banshee EX Terminal Box

Features

- The EX Terminal box can be used in most ex environments for flameproof wiring terminations. The unit is made of 304 type stainless steel.
- Ex d I 150°C Mb, Ex d IIC T4 Gb
- Gas Group: I, IIA, IIB, IIC

VEHICLE & WARNING LIGHTING

3-in-1 Sirenco Loco Light IP65

sirenco





Standard: Red (Static) White (Static)

Optional: Green (Static) Amber (Flashing)

Code	SLLL-024-*
Supply Voltage	12-24VDC
Light Source	3 High-bright White LED's (Driver Visibility), 3 Red LED's (Rear Indication), 1 Flashing Amber or Static Green. 20° Beam Angle
Power (White)	11 Watt (53 Lux @ 10m)

*Add configuration to code: ● **GR** (Green - Static + Red & White Static) ● **A** (Amber - Flashing + Red & White Static)

Sirenco IS Portable Beacon IP67

sirenco



Code	SF1EF1-*
Battery Voltage	3.7V Li-Ion
Classification	EX ia I 150°C MA
Certification	SAEx M/11-370X
Dimensions (mm)	110 x 110 x 80

*Add colour to code: ● **GR** *(Green)*, ● **A** *(Amber)*, ○ **WH** *(White)*, ● **B** *(Blue)*, ● **R** *(Red)*, ● **Y** *(Yellow)*

Complete with Magnetic Base

Heavy Duty Vehicle Lights

NEW

	6500K 450lm	4500K 680lm		Thread Size: 25mm	4500K
					
Code	EHL-4LED	EHL-6LED	EHL-FEL-*	EHL-STB-*	SVLL124
Description	4 x 3W LED Lamp	6 x 3W LED Loco Lamp	Round LED Marker Lamp	Strobe Light	4 x 3W LED Lamp
Voltage	12 - 36VDC	12 - 36VDC	12 - 36VDC	12 - 36VDC	12 - 36VDC
Power	9W	12W	4.2W	7.6W	12W
Size (mm)	Ø70 x 80H	Ø150 x 60H	Ø70 x 80H	Ø90 x 70H	Ø79 x 80H

*Add colour to code: ● **R** *(Red)*, ● **GR** *(Green)*, ● **B** *(Blue)*, ● **A** *(Amber - For* **EHL-FEL***-Range Only)*

©ACDC Dynamics

EXPLOSION PROOF LIGHTING

Ex d1 T4



S2

Flameproof Area Flasher with Battery Backup - 12VDC

Code	Description	Watts	Cable Entry	Size (mm) Ø x H
S2-FLP-R12VDC	Red Flasher Unit 12VDC c/w Battery Backup	20W	3 x M20	152 x 171

215mm max OD with Foot & Push Button

Ex d1 T4



S3

Flameproof Flasher / Siren Combo - 8 different settings, flashings, 3 speed rotating, 4 strobe settings

Code	Description	Watts	Size (mm) Ø x H
S3-CFLP-R*	Red Flasher/Siren Combo Flameproof	7.5W / 10W	140 x 259.5
S3-CFLP-BL*	Blue Flasher/Siren Combo Flameproof	7.5W / 10W	140 x 259.5
S3-CFLP-GN*	Green Flasher/Siren Combo Flameproof	7.5W / 10W	140 x 259.5
S4-SFLP*	Flameproof Siren Only 95dB		140 x 259.5

*Add voltage to code: **24** for (24/12VDC), **220** for (110/220VAC)

Ex d1 T4



S5

Flameproof Flashers with Keyswitch - c/w keyswitch body, lock & keys

Code	Description	Watts	Size (mm) H x L
S5-KFLP-R*	Flasher Unit with Keyswitch Red	7.5W / 10W	140 x 252
S5-KFLP-GN*	Flasher Unit with Keyswitch Green	7.5W / 10W	140 x 252
S5-KFLP-BL*	Flasher Unit with Keyswitch Blue	7.5W / 10W	140 x 252

*Add voltage to code: **24** for (24/12VDC), **220** for (110/220VAC)

Ex d1 T4



S6



S6



S6



S7

Flameproof Flasher Units - 160mm Max OD with Foot

Code	Description	Watts	Size (mm) Ø x L
S6-FLP-R*	Red Flasher Units	7.5W / 10W	128 x 120
S6-FLP-BL*	Blue Flasher Units	7.5W / 10W	128 x 120
S6-FLP-GN*	Green Flasher Units	7.5W / 10W	128 x 120
S6-FLP-WH*	White Flasher Units	7.5W / 10W	128 x 120

*Add voltage to code: **24** for (24/12VDC), **220** for (110/220VAC)

Flameproof Timer Light - 160mm Max OD with Foot

S7-TFP-R-24	Flameproof resin timer light Red 12/24VDC	7.5W	128 x 120
S7-TFP-A-24	Flameproof resin timer light Amber 12/24VDC	7.5W	128 x 120
S7-TFP-GN-24	Flameproof resin timer light Green 12/24VDC	7.5W	128 x 120

LED EXPLOSION PROOF BEACONS IP65

Beacon / Sounder - ≥80dB

II 2G Exd [ib] ib II CT6



Code	Colour
BBJ-ZG-*	Green
BBJ-ZR-*	Red
BBJ-ZY-*	Yellow
BBJ-ZB-*	Blue

Beacon

II 2G Exd II CT6



Code	Colour
BJD-ZG-*	Green
BJD-ZR-*	Red
BJD-ZY-*	Yellow
BJD-ZB-*	Blue

*Add voltage to code: **110VAC, 230VAC**

- LED lamp, low energy consumption, long service life
- IP-Rating **IP66**
- Flash frequency: 150/min
- Cable entry c/w cable seal-ring and locking device
- Suitable for use in Zones 1, 2, 21 & 22
- Glass cover resistant to temperature changes
- Enclosure in copper-free aluminium alloy, powder coated surface, yellow (RAL1021)
- Operating Temperature: -40 - +55°C

©ACDC Dynamics

EXPLOSION PROOF SIRENS & BEACONS

Fulleon


DB5


XB8


DB7



BG2

Flameproof Sounders and Beacons

• Application: Class 1, 2 & 3 all groups. Division 1 and 2 areas

Code	Operating Voltage Range	Material	Max Current at Rated Voltage (A)	Min Sound at Rated Voltage (dB@1m)	IP Rating	Tone
DB5	24VDC	ABS	14mA	100	IP65	26 Tone
DB7	24VDC	Polyester	34mA	103	IP66	27 Tone
XB8	24VDC	Polyester	55mA	60F/M	IP66	Beacon

Manual Callpoint IP67

Code	Description
BG2	Switch Ratings: 0 to 30VDC – 5A (resistive) or 3A (inductive); 30 to 50VDC – 1A (resistive) or 3A (inductive); 0 to 254VAC – 5A (resistive) or 3A (inductive). Material: UV resistant glass reinforced polyester.

Auer Signal



Explosion Proof Signal Horn

EXH 24VAC	24VAC	PC/ABS	450mA	105	IP55	Horn
EXH 115VAC	115VAC	PC/ABS	205mA	105	IP55	Horn
EXH 230VAC	230VAC	PC/ABS	70mA	105	IP66	Horn

LA SONORA® s.n.c.


GR3T


FHL113

Flameproof Siren

GR3T 24VAC	230VAC	Aluminium	70mA	110	IP55	Siren
GR3T 115VAC	115VAC	Aluminium	150mA	110	IP55	Siren
GR3T 24V	12-24VAC/DC	Aluminium	160mA	109	IP55	Siren

Above Sirens 100% continuous rated

Aluminium Explosion Proof Beacon IP66 Xenon Tube

Code	Colour	FPM	Connection
FHL113-A*	● Amber	110	3/4 inch
FHL113-R*	● Red	110	3/4 inch
FHL113-G*	● Green	110	3/4 inch

*Add Voltage **24V** (12-24VAC/DC), **110VAC**, **230VAC**

Spare PCB c/w Xenon Tube

113/FH-PCB	12/24VAC/DC P.C.B c/w Xenon Tube
113/FH-PCB 110V	110V P.C.B c/w Xenon Tube
113/FH-PCB 230V	230V P.C.B c/w Xenon Tube


113/FH-PCB 230V

e2S 2 Year Warranty


E2SIS


E5YIS


E2BIS


E25BIS

Sounders - Intrinsically safe zone 0, 1 & 2 Gas Group 11C

Code	Operating Voltage Range	Material	Max Current at Rated Voltage (A)	Min Sound at Rated Voltage (dB@1m)	IP Rating	Tone
E2SIS	24VDC	ABS Flame retardant UL94VO	25mA	100	IP65	49 Tone
E5YIS	24VDC	ABS Flame retardant UL94VO	93mA	105	IP66	32 Tone

Beacons

E2BIS-*	24VDC	ABS Flame retardant UL94VO	25mA	–	IP65	Beacon

*Add colour: ● ***R*** *(Red),* ● ***A*** *(Amber),* ● ***G*** *(Green),* ● ***B*** *(Blue)*

Sounder/Beacons

E25BIS-*	24VDC	ABS Flame retardant UL94VO	48mA	100	IP65	49 Tone

*Add colour: ● ***R*** *(Red),* ● ***A*** *(Amber),* ● ***G*** *(Green),* ● ***B*** *(Blue)*

©ACDC Dynamics


ECPG003


ECPP002


ECPT002

E2S Flameproof Manual Call Points

Code	Description	Duty Cycle	Voltage
ECPG003	EX Break Glass Call Point	Continuous Rated	24VDC
ECPG002	Call Point Spare Glass	-	-
ECPP002	EX Push Button Call Point	Continuous Rated	24VDC
ECPT002	EX Tool Reset Call Point	Continuous Rated	24VDC

Housing Material: Marine grade copper free LM6 Aluminium

FLAMEPROOF SIRENS & BEACONS IP67


EXS1012


EXS2012

EX11 Flameproof Sounders

Code	Description	Duty Cycle	Sound Output	Current Consumption	Tone
EXS1012	EX 11 Sounder 12VDC	Continuous Rated	110db	195mA	32 Tone
EXS1024	EX 11 Sounder 24VDC	Continuous Rated	110db	250mA	32 Tone
EXS1110	EX 11 Sounder 110VAC	Continuous Rated	110db	110mA	32 Tone
EXS1220	EX 11 Sounder 220VAC	Continuous Rated	110db	56mA	32 Tone

EX12 Flameproof Sounders

EXS2012	EX 12 Sounder 12VDC	Continuous Rated	120db	850mA	32 Tone
EXS2024	EX 12 Sounder 24VDC	Continuous Rated	120db	800mA	32 Tone
EXS2110	EX 12 Sounder 110VAC	Continuous Rated	120db	180mA	32 Tone
EXS2220	EX 12 Sounder 220VAC	Continuous Rated	120db	90mA	32 Tone


EXB051


EXB101


EXB151

EX 05 Flameproof Beacons

Code	Description	Duty Cycle	Light Source	Light Output
EXB051*	EX 05 Beacon 12VDC	Continuous Rated	Xenon Tube	5 Joule @ 1Hz
EXB052*	EX 05 Beacon 24VDC	Continuous Rated	Xenon Tube	5 Joule @ 1Hz
EXB053*	EX 05 Beacon 110VAC	Continuous Rated	Xenon Tube	5 Joule @ 1Hz
EXB054*	EX 05 Beacon 220VAC	Continuous Rated	Xenon Tube	5 Joule @ 1Hz

EX 10 Flameproof Beacons

EXB101*	EX 10 Beacon 12VDC	Continuous Rated	Xenon Tube	10 Joule @ 1Hz
EXB102*	EX 10 Beacon 24VDC	Continuous Rated	Xenon Tube	10 Joule @ 1Hz
EXB103*	EX 10 Beacon 110VAC	Continuous Rated	Xenon Tube	10 Joule @ 1Hz
EXB104*	EX 10 Beacon 220VAC	Continuous Rated	Xenon Tube	10 Joule @ 1Hz

EX 15 Flameproof Beacons

EXB151*	EX 15 Beacon 12VDC	Continuous Rated	Xenon Tube	15 Joule @ 1Hz
EXB152*	EX 15 Beacon 24VDC	Continuous Rated	Xenon Tube	15 Joule @ 1Hz
EXB153*	EX 15 Beacon 110VAC	Continuous Rated	Xenon Tube	15 Joule @ 1Hz
EXB154*	EX 15 Beacon 220VAC	Continuous Rated	Xenon Tube	15 Joule @ 1Hz

*Add colour: ●**R** (Red), ●**A** (Amber), ●**G** (Green), ●**B** (Blue)


EXC111

EX 1105 Flameproof Beacons / Sounder Combo

Code	Description	Duty Cycle	Sound Output	Current Consump.	Light Source	Light Output	Tone
EXC111*	EX 1105 Combo 12VDC	Continuous	110db	195mA	Xenon Tube	5 Joule @ 1Hz	32 Tone
EXC112*	EX 1105 Combo 24VDC	Continuous	110db	250mA	Xenon Tube	5 Joule @ 1Hz	32 Tone
EXC113*	EX 1105 Combo 110VAC	Continuous	110db	110mA	Xenon Tube	5 Joule @ 1Hz	32 Tone
EXB114*	EX 1105 Combo 220VAC	Continuous	110db	56mA	Xenon Tube	5 Joule @ 1Hz	32 Tone

*Add colour: ●**R** (Red), ●**A** (Amber), ●**G** (Green), ●**B** (Blue)



Flameproof Hand Operated Siren

Code	Frequency	Audible Range	dB @ 1m	Duty Cycle	IP Rating
H200CAGE	500Hz	2000m	120	100%	IP44

©ACDC Dynamics

COMMUNICATION EQUIPMENT

Robust Telephones



Zenith



Ratel

Explosion Proof

Ex d I/II B + H_2 T6/
Ex m e [ia]I/II C T6



Phoenix

Code	Z500	A120	A131
Rating	IP65	Weatherproof	Double Protection
Size (HxWxD)	260 x 120 x 100mm	230 x 140 x 110mm	280 x 15 x 140mm
Housing	ABS	M/Steel Powder Coated	Gun Metal Brass
Weight	1Kg	2.5Kg	9Kg

Automatic analogue industrial/mining telephone compatible with all 24V/48V PABX systems, pulse/tone switchable. Ring signal 45V-90VAC 17Hz-50Hz

ABS Weatherproof IP54



I430-ICE



I448

Code	I430-ICE

Size: 310 x 220 x 130.
Single Telephone Cable Pair, 2-80 telephone.
Line Voltage: 48VDC. Distance: 10-12km.
Max 80 phones per power supply.

Code	I448

110/230-48VDC
Power supply to be ordered separately with 48hr battery back up included

Telephone Booths



Acoustic



Non Acoustic

Code	ATB100	TB100
Size (HxWxD)	670 x 500 x 450mm	670 x 450 x 500mm
Housing	Fibreglass	Polypropylene
Weight	7.5Kg	5Kg

Telephone Extension Light/Siren

Phone Ringer. For standard 2 wire analogue phones only.

SSLU
Weatherproof IP65
340 x 140 x 120mm
ABS
3kg

- Operates in sympathy with the telephone ring signal.
- Powered by 110 or 220VAC
- Siren 116db o/p.
- Light 8 x super bright LED.



Light & Siren Unit

PAGE TELEPHONES



P300NHT



P300

Page Telephones

Code	P300	P300HMT
Handset	No	Yes
Rating	Weatherproof IP65	Weatherproof IP65
Size (HxWxD)	310 x 140 x 120mm	310 x 140 x 120mm
Housing	ABS	ABS
Weight	3kg	3.5kg

- 2-50 telephones connect in parallel with twisted telephone cable pair
- Operates on 230VAC/ 110VAC
- Central 12V PSU option available
- Simplex, open voice comms at 2 watt output

EX HOWL CALL TELEPHONE BOOTHS



Ex Howl Telephones - without power supply.

Sound-powered telephone systems for use in rough conditions, including areas with explosive atmospheres and fire-damp.

Code	Description
5069	Howl-Call Telephone without snap-in plug

Application - If you want or need to telephone in areas where this is normally not possible, you need a sound-powered telephone system. Operation without external power supply and complex equipment, sound-powered telephones are ideal for communications whenever there is no power supply available, e.g. at blast furnaces, in tunnelling or mining, or offshore on oil rigs or high-sea steamers, and provide a direct connection to the switchboard, base, bridge or colleagues on the surface or wherever. This surprisingly easy, but effective method is already used widely to call for material, report faults or save lives.

©ACDC Dynamics



TEST INSTRUMENTS, TOOLS & GENSETS

19

Empower your operations with our comprehensive range of Test Instruments, Tools & Gensets. Our high-precision instruments and durable tools are essential for accurate diagnostics and maintenance across various industries. Coupled with our reliable generators, they ensure uninterrupted power and operational efficiency, making them indispensable for any professional toolkit.

NEW

DIGITAL MULTIMETERS

Basic Multimeters

Industrial Range







Code	C-LOGIC-55	C-LOGIC-520	C-LOGIC-5100	C-LOGIC-5200	C-LOGIC-5600
Features	• Pocket Size • Integrated Test Leads • Low Battery Display	• Rubber Housing • Hinged Bracket • Low Battery Display	• Rubber Housing • Hinged Bracket • Low Battery Display	• Rubber Housing • Hinged Bracket • Low Battery Display • Professional Reference Industrial Multimeter • Duty Cycle	• Rubber Housing • Hinged Bracket • Cat. IV 600V
Ranges:					
Display counts	2000	2000	2000	6600	6600
AC Voltage	300V	600V	600V	1000V	1000V
DC Voltage	300V	600V	600V	1000V	1000V
AC Current	200mA	-	10A	10A	10A
DC Current	-	10A	10A	10A	10A
Resistance	2MΩ	2MΩ	200MΩ	66MΩ	66MΩ
Capacitance	-	-	100μF	66mF	66mF
Frequency	-	-	20kHz	10kHz/66MHz	10kHz/66MHz
Continuity	Yes	Yes	Yes	Yes	Yes
Diode test	Yes	Yes	Transistor	Transistor	Transistor
Temperature	-	-	-20°C-1000°C	0°C-1000°C	0°C-1000°C
Safety Rating	CAT III 300V	CAT III 600V	CAT III 600V	CAT III 1000V/ CAT IV 600V	CAT III 1000V/ CAT IV 600V

Environmental Multimeter

Smart Phone Connectivity

Smart Auto Ranging

Pen Type






Code	C-LOGIC-5300	C-LOGIC-5900	C-LOGIC-580	C-LOGIC-3200
Features	• Rubber Housing • Hinged Bracket • Duty Cycle, Humidity, Luminosity & Sound Level • Professional Reference	• Rubber Housing • Hinged Bracket • Smart Phone Connectivity • Low Battery Display • Duty Cycle	• Smart Auto recognition of Measurement parameters • Auto Ranging • Dual Display	• Rubber Housing • Pen Type • Zero Adjustment • Logic Level Test • Low Battery Display
Ranges:				
Display counts	4000	4000	4000	2000
AC Voltage	600V	600V	600V	600V
DC Voltage	600V	600V	600V	600V
AC Current	10A	10A	-	200mA
DC Current	10A	10A	-	200mA
Resistance	40MΩ	40MΩ	10MΩ	20MΩ
Capacitance	100μF	99.99μF	3kHz	-
Frequency	200kHz	10kHz	Yes	-
Continuity	Yes	Yes	Yes	Yes
Diode test	Transistor	Yes	-	Yes
Temperature	-20°C-1000°C	-	-	-
Safety Rating	CAT III 600V	CAT III 600V	CAT III 600V	CAT III 600V

©ACDC Dynamics

NEW

DIGITAL CLAMP METERS

	Large Jaw	Compact	Compact Professional	True RMS	Leakage Clamp Meter
					
Code	**C-LOGIC-80**	**C-LOGIC-85**	**C-LOGIC-810**	**C-LOGIC-8500**	**C-LOGIC-8730**
Features	• Jaw Size: 50mm • Insulation test • Low Battery Display	• Jaw Size: 26mm • Compact size	• Jaw Size: 26mm • Ruberrized for grip • Low Battery Display • Duty Cycle • Display backlight	• Jaw Size: 40mm • Ruberrized for grip • Low Battery Display • Duty Cycle • Auto ranging • Max/ Min • Display backlight	• Jaw Size: 30mm • Ruberrized for grip • Low pass filter function • Zero Adjustment • Low Battery Display
Ranges:					
Display counts	2000	2000	6000	6000	4000
AC Voltage	750V	600V	600V	750V	600V
DC Voltage	1000V	600V	600V	1000V	600V
AC Current	1000A	400A	600A	1000A	150A
DC Current	-	-	-	1000A	-
Resistance	20MΩ	2kΩ	60MΩ	60MΩ	40MΩ
Capacitance	-	-	60mF	100mF	40mF
Frequency	-	-	1kHz/10kHz	1kHz/10kHz	-
Continuity	Yes	Yes	Yes	Yes	Yes
Diode test	No	Yes	Yes	Yes	Yes
Temperature	-	-	-20°C - +1000°C	-	-20°C - +1000°C
Safety Rating	CAT II 1000V / CAT III 600V	CAT III 600V	CAT III 1000V / CAT IV 600V	CAT III 1000V / CAT IV 600V	CAT III 600V

NEW

VOLTAGE TESTERS

	Voltage Tester	Non Contact Voltage Testers		Phase Sequence Indicator
				
Code	**C-LOGIC-350**	**C-LOGIC-35**	**C-LOGIC-25**	**C-LOGIC-98**
Features	• Rubberized for grip • Maximum test time: 30S (10min recovery) • Accuracy: -30-0% of indication	• Rubberized for grip • Voltage sensitivity adjustment • Low battery indication	Basic pen type Voltage tester	• Motor and Phase Rotation tester • Built-in test leads
Ranges:				
Test Voltage	12-400VAC	20-1000VAC	90-1000VAC	120-400VAC
Frequency	50/60Hz	50-500Hz	50/60Hz	2-400Hz
Indication	LED Bargraph	LED and Acoustic	LED and Acoustic	LED indication
Safety Rating	CAT III 400V	CAT II 1000V / CAT III 600V	CAT II 1000V	CAT III 600V

©ACDC Dynamics

NEW

ENVIRONMENTAL TESTERS

	Lightmeter	IR Thermometer	Anemometer	Digital Sound Level	Laser Tachometer
					
Code	**C-LOGIC-250**	**C-LOGIC-230**	**C-LOGIC-280**	**C-LOGIC-290**	**C-LOGIC-95**
Features	• Rubberized housing for grip • Auto Ranging • Peak Measurement • Zero Calibration • Analogue bar graph • Low battery display	• Rubberized housing for grip • Convenient portable size • Low Battery display • °C / °F	• Rubberized housing for grip • Air speed • Temperature and Humidity • Air volume calulations • Display Backlight • Low battery display	• Rubberized housing for grip • Auto ranging • Analogue bargraph • Fast/Slow selection • Display Backlight • Low battery display	• Rubberized housing for grip • Non-contact measurement • Low battery display
Ranges:	Lux: 0-200000Lux FC: 0-20000FC CD: 999900	Temperature: -20°C - +300°C Relative Humidity: 10%-90% Laser: <1mW / 630-670nm	Temperature: 10°C-60°C Relative Humidity: 20-90% Air speed: Meter/Sec: 0.8-40W km/h: 2.88 - 144km/h Other Units: ft/s, knots, mile/h, ft/m, Nautical miles	Range: 30dB - 130dB Dynamic Range: 50dB Freq range: 30Hz - 8KHz	Range: 50 - 99999RPM Measure Distance: 50-250mm

MEASURING INSTRUMENTS SYMBOL GUIDE

Symbol	Description	Symbol	Description	Symbol	Description
	Continuity Test		Transistor	Lux	Lux Measurement
	Diode Test		Back Light Display	CD	Candela Measurement
Apo	Auto Power Off	H	Data Hold	FC	Foot-Candela Measurement
AUTO	Auto Range		Work Light	OK Led	Valid for LED Light Measuring
MAX MIN	Max & Min Values	MAX	Max Value		Laser
NCV	Non-Contact Voltage	INRUSH	Inrush Current		Over & Under Range Alert
Lo-Z	Low Impedance	LOG	Data Log		AC Weighting
TRMS	True Root Mean Square		Light Indicator	REL	Relative Measurement
	Smartphone Connectivity		Metal Detection		Low Battery Display
	Acoustic Indicator		Flexible Current Probe		

©ACDC Dynamics

NEW

DIGITAL CLAMP METERS

	Mini Digital	Digital Open Clamp	Mini AC/DC Current	1000AAC Clamp	1000AAC/DC Clamp
					
Code	**KPS-PA900MINI**	**KPS-PA440**	**KPS-DCM200MINI**	**KPS-DCM3000**	**KPS-DCM4000T**
Features	•Mini digital clamp meter •Dual reading •Zero function •Smart automatic detection of measurement parameter	•Maximum voltage between circuit & ground ≤1000V AC/DC •Duty cycle •Temperature	•Pocket size simple & reliable current measurements •10mA Resolution •Low pass filter •Zero function •Sampling rate: 2 times/sec	•Calibration certification included	•Calibration certification included
Ranges:					
Display counts	6000	6000	6000	6000	6000
AC Voltage	600V	600V	-	750V	750V
DC Voltage	600V	600V	-	1000V	1000V
AC Current	600A	200A	300A	1000A	1000A
DC Current	-	1000µA	300A	-	1000A
Resistance	10MΩ	60MΩ	-	20MΩ	20MΩ
Capacitance	-	60mF	-	-	6mF
Frequency	3KHz	60MHz	-	-	60kHz
Temperature	-	400°C	-	-	-50-760°C
Safety Rating	CAT III 600V	CAT III 600V	CAT III 600V	CAT III 1000V CAT IV 600V	CAT III 1000V CAT IV 600V

	2000V PV Clamp	Three Phase Power Clamp	Logging/ Bluetooth Clamp	Leakage Clamp
				
Code	**KPS-DCM8500PV**	**KPS-DCM5000PW**	**KPS-DCM8000BT**	**KPS-DCM300LEAK**
Features	•Low-pass filter (HFR mode) •Low current measurements (4000µAmps) •Bluetooth connectivity	•Auto store •Phase rotation •Low pass filter •Bluetooth connectivity •Harmonics, power, power factor measurements	•Data Logging/Manual Save up to 4,000 records •Bluetooth connectivity •Low pass filter (HFR Mode)	•Reliable measurements on circuits with hormonics or electric noise •Leakage current measurement •Switchable low-pass filter function
Ranges:				
Display counts	6000	10000	6000	6000
AC Voltage	1500V	1000V	1000V	-
DC Voltage	2000V	1000V	1000V	-
AC Current	600A	600A	600A	60A
DC Current	600A	-	600A	-
Resistance	600kΩ	100kΩ	600kΩ	-
Capacitance	1000µF	4mF	1000µF	-
Frequency	10kHz	10kHz	10kHz	-
Temperature	400°C	-	-	-
Safety Rating	CAT III 1000V CAT IV 600V	CAT III 1000V CAT IV 600V	CAT III 1000V CAT IV 600V	CAT III 600V

©ACDC Dynamics

NEW

DIGITAL MULTIMETERS

	2 in 1 Clamp/ Multimeter	HVAC DMM c/w Bluetooth	PV DMM c/w Bluetooth	High Precision Logging DMM	With Lan Tester
					
Code	**KPS-TP5000HY**	**KPS-DMM3500BT**	**KPS-DMM4500PV**	**KPS-DMM9000BT**	**KPS-MT480**
Features	•Digital display •Bright LED bargraph •Phase rotation indication •Auto polarity detection •Measure voltage without battery with LED bar & LCD display	•Special functionalities for HVAC installations •Low-pass filter (HFR mode) •Low impedance mode •Logging up to 4000 records •Bluetooth connectivity-Smartphone App	•Suitable for industrial or solar applications • Low-pass filter (HFR mode) •Logging up to 4000 records •Bluetooth connectivity-smartphone app	•Dual display •AC/DC & AC+DC auto detection •Auto store up to 1000 registers •Data logging up to 40000 records •Auto fuse detector •High frequency rejection •Bluetooth connectivity & optical USB interface	•Digital multimeter with Lan and phone cable tester •Network cable wiring check •Phone line test •Tone for cable tracing
Ranges:					
Display counts	9999	6000	6000	40000	2000
AC Voltage	999,9V	1000V	1500V	1000V	600V
DC Voltage	999,9V	1000V	2000V	1000V	600V
AC Current	200A(Clamp)	10A	10A	10A	10A
DC Current	-	10A	10A	10A	10A
Resistance	50kΩ	40MΩ	40MΩ	40MΩ	20MΩ
Capacitance	-	10mF	10mF	40mF	-
Frequency	45-65Hz	100kHZ	100kHz	100kHz	-
Temperature	-	400°C	400°C	1200°C	-
Safety Rating	CAT III 1000V CAT IV 600V	CAT III 1000V CAT IV 600V	CAT III 1000V CAT IV 600V	CAT III 1000V CAT IV 600V	CAT III 600V

NEW

FLEXIBLE CURRENT PROBES/METERS

	Stand Alone Meter		For Use with Multimeter	
				
Code	**KPS-DCM4010FLEX**	**KPS-DCM4018FLEX**	**KPS-DCM3010FLEX**	**KPS-DCM3018FLEX**
Features	•Large scale LCD display	•LCD dual digital display •Fully automatic measuring of AC current, AC/DC voltage, resistance & frequency •Bluetooth connectivity-smartphone app	•Slide switch to change range, voltage output to universal voltage meters •7.5mm coil diameter for tightspace measurement •2 meter extension cable •Ergonomically designed for one-hand operation	•Slide switch to change range voltage output to universal voltage meters •7.5mm coil diameter for tight space measurement •2 meter extension cable •Ergonomically designed for one-hand operation
Ranges:				
Display counts	3000	10000	-	-
AC Voltage	-	1000V	-	-
DC Voltage	-	1000V	-	-
AC Current	3000A	3000A	3000A	3000A
Resistance	-	10kΩ	-	-
Frequency	-	10kHz	-	-
Safety Rating	CAT III 1000V CAT IV 600V	CAT III 1000V CAT IV 600V	CAT III 1000V CAT IV 600V	CAT III 1000V CAT IV 600V

©ACDC Dynamics

KPS® 3 Year Warranty

ACDC DYNAMICS

NEW

INSULATION TESTERS

	Earth Resistance Testers		Insulation Testers	
				
Code	**KPS-TLP100**	**KPS-TL300**	**KPS-MA100**	**KPS-MA500**
Features	• Data Hold • Buzzer On Symbol • Data Logging - 99 Groups • Alarm Limit Setting • Jaw Size: 45 x 32mm • Cat III 150V	• Bar Graph Display • Max / Min / AVG • Data Logging - 99 Groups • 2 or 3 Pole Testing • Cat III 300V	• Lock / Data Hold • Min/Max/AVG • Compare Function • Timer Function • Storage Function • DAR/PI • Cat III 1000V • Cat IV 600V	• Compare Function • Broad Range of Testing Voltages • Auto DAR/PI calculation • Step Voltage Measure-ments &Temperature Compensation • Large Storage Memory • PC Communication • Robust & Durable • Cat III 1000V • Cat IV 600V
Ranges	Earth Resistance: 0-1200Ω Current: 100mA-20A	Earth Resistance: 0 - 4.0kΩ Voltage to Earth: 0 - 200VAC	Insulation Function: 250V - 0-250MΩ 500V - 0-500MΩ 1000V - 0-10GΩ 2500V - 10-300GΩ AC Voltage: 750V DC Voltage: 1000V Resistance: 200Ω	Insulation Function: 250V - 0-250GΩ 500V - 0-500GΩ 1000V - 0-999GΩ 2500V - 0-2,5TΩ 5000V - 0-5TΩ AC Voltage: 750V DC Voltage: 1000V Resistance: 5TΩ Temperature: -10 - 70°C Leakage Current: 3mA

NEW

POWER QUALITY ANALYZER

POWERCOMPACT3020





Accessories Included

- Voltage test leads 4pcs
- Crocodrile 4pcs
- Rowgosky AC current clamps 3pcs
- Battery pack (4x AA NiMh 2100mAh) 1pc + external power supply + adapters 1set
- Carry case

Code	KPS-PC3020
Display	68x68mm LCD -Backlit
Traditional Electrical Analysis	V, I, P, Q, S, F, PF, THD(V)%, THD(I)%, Cosϕ, Peaks, Minimums, Maximums, Averages, Maximum Demands, Neutral current etc.
Energy Measurement	kWh, kVArh, kVAh, Absorbed & Generated (1PH & 3 PH), Up to 4 tarrifs with cost
Waveforms	V & I
Harmonics	Values & Histograms up to the 50th order
Other Functions	Dips, Swells, Interruptions, Voltage & Current Transients, Inrush current, DC Measures, Unbalance, K factor up to the 25th order
Alarms	Displayed (last 5 alarms logged)
Voltage measurement	3 Channels with common NEUTRAL (7-1000VAC[L-L]) + 1 independent aux channel (5-1000VAC/ 10-1400VDC)
Current Measurement	5 Independent channels (6-3000A)


KPS-PC-CL1000A


KPS-PC-CL5A


KPS-PC-CL200A


KPS-PC-MAGTL


KPS-UF3000

Other Accessories (Not Included)

Code	Description
KPS-PC-CL1000A	Current clamp: 0-1000A Jaw size: ϕ52mm
KPS-PC-CL5A	Current clamp: 0.1-5A Jaw size: ϕ20mm
KPS-PC-CL200A	Current clamp: 0.5-200A Jaw size: : ϕ20mm
KPS-PC-MAGTL	Magnetic probes set of 4
KPS-PC-UF3000	Rowgosky flexible current clamp:6-3000A ϕ150mm I Jaw size : ϕ20mm

©ACDC Dynamics

WHILE STOCKS LAST

PEN TYPE TESTERS

	Multimeters			Non Contact Voltage Testers		Voltage tester
						
Code	**MS8211**	**MS8211D**	**Code**	**MS8900**	**MS8907**	**MS8922A**
Features	• Non contact voltage detector • Retractable tip • Auto Ranging • Auto Power off • MAX/Data hold • Cat II 600V	• Logic level test • Retractable tip • Auto Ranging • Auto Power off • MAX/Data hold • Cat II 600V	Description	• Auto power off • Pocket clip • Cat II 600V	• Work light (torch) • Red and Green LED • Pocket clip • Cat II 1000V • Cat III 600V	• Max test time: 30s (10 min recovery) • CAT III 400V
Ranges:			**Ranges:**			
AC Voltage	200mV-600V	200mV-600V	Test voltage AC	100-240V	50-1000V	12V-400V
DC Voltage	200mV-600V	200mV-600V	Test voltage DC	-	-	12V-400V
AC Current	-	20mA-200mA	Indication	Sound and light	Sound and light	LED bargraph
DC Current	-	20mA-200mA	Frequency	50-60Hz	50Hz/60Hz	50Hz/60Hz
Resistance	200Ω-20MΩ	200Ω-20MΩ				
Diode test	Yes	Yes				
Continuity	Yes	Yes				

SPECIALISED METERS

	Automotive Multimeter & Engine Analyser	SMD Tester	mA/V Process Calibrator	Process Thermocouple Calibrator	Capacitance Meter
					
Code	**MS8239D**	**MS8910**	**MS7221**	**MS7220**	**MS6013**
Features	• Backlit LCD display • Dwell Test (Angle) 4 / 6 / 8 cylinder • Tach Test (Speed) 4 / 6 / 8 cylinder • Auto ranging • Max / Data hold • Auto Power Off • Cat III 600V	• LCD display • Auto Ranging • Auto Power Off • Data Hold • Auto Scanning	• Accurately measure loop currents • Measure voltage from process and PLC's • Source or Simulate 22mA loop currents • Similtaneous 24V loop supply and current measurement	• Measure and simulate thermo-couples J,K,T,E, R,S,B,N • °C / °F • Temperature scale: ITS-90, NIST 175	• Zero Adjustment • High Accuracy • Low battery display • 9 Ranges
Ranges	Volts AC: 200mV - 600V Volts DC: 200mV - 600V AC Current: 10A DC Current: 10A Resistance: 200Ω - 20MΩ Diode Test Continuity Test	Resistance: 300Ω - 30MΩ Capacitance: 3nF-30mF	DC Voltage in/out: 0-100mV, 0.1-10V DC Current in/out: 0-24mA Loop Power: 24V	Thermocouple Type J: -200 - 1200°C K: -200 - 1370°C T: -200 - 400°C E: -200 - 950°C R: -20 - 1750°C S: -20 - 1750°C B: 600 - 1800°C N: -250 - 1300°C • Millivolt In/out: -10-75mV • Max Input Volts: 30V	Capacitance: 200pF - 20mF

©ACDC Dynamics

WHILE STOCKS LAST

DIGITAL TESTERS

	Digital Thermometer	Combustable Gas Detector	Digital Sound Level	Lightmeters		Anemometer/ Temperature/ Humidity
						
Code	**MS6511**	**MS6310**	**MS6700**	**MS6610**	**MS6612T**	**MS6252B**
Features	• Thermocouple Types: K, J, T, E • Max / Min / AVG / Data hold • Auto power off • °C / °F / K	• Easily find gas leaks • High sensitivity • Warm-up time: 2mins • Response time: 2sec • Alarm Range: 10-40%	• Backlit LCD display • Max hold • Over range indication • Fast/Slow selection • Auto/Manual ranging • Auto power off • Bargraph indication • A/C Weighting • Date/Time display	• High Accuracy • Data Hold on the separate sensor allow easy measurement from the optimal position • Silicon Photo Diode with Filter • Lead Length: 150cm	• Auto Ranging • Auto Power Off • Max / Min / Peak / Data Hold • Relative Measurement • Zero Calibration • Analogue Bar Indication • Light Source Default Value Setting	• Backlit LCD display • Flow Area setting for volume calculation • Max/Min/Data Hold • Auto Power Off • Ambient/Dew Point/Wet Bulb Temperature • °C / °F • Humidity • USB Interface (Windows)
Ranges	Temperature Range: K: -200°C - 1372°C J: -210°C - 1200°C T: -250°C - 400°C E: -150°C - 1000°C Resolution: 0.1°C/°F/K(<1000°) 1°C/°F/K(>1000°)	Gases Detected: • Natural gas • Methane • Ethane • Propane • Butane • Acetone • Alcohol • Ammonia • Steam • Gasoline • Jet Fuel • Napthta • Hydrogen Solvents • Carbon Monoxide • Lacquer Thinners	Range: 30dB - 130dB Dynamic Range: 50dB Resolution: 0.1dB Freq: 30Hz - 8KHz Sample Rate: 2/sec	Measurement Range: 0-1999Lux 2000-19990Lux 20000-50000Lux Accuracy: ±5%	Lux: 0 - 200 000Lux Fc: 0 - 20 000Fc Candela: 0 - 999 900Cd	Meter/Sec: 0.8-40m/s km/h: 2.88 - 144km/h Other Units: ft/s, knots, mile/h, ft/m Temperature: -10 - 60°C Relative humidity: 20 - 80%

	Laser Tachometer	Contact Tachometer	Laser Distance Meters		Wire Tracer
					
Code	**MS6208B**	**MS6208A**	**MS6404**	**MS6408**	**MS6812**
	• Backlit LCD display • Non Contact measurement • Auto power off • Max/Min Data hold • Data logging	• Backlit LCD display • Contact measurement • Auto power off • Max/Min Data hold • Data Logging	• Back-lit LCD Display • Pythagoras, Area, Volume Calculation • Continuous Measurement • Add/Subtract • Min/Max • Laser Pointer • Auto Power Off • Data Logging • Foot Level Measurement	• Back-lit LCD Display • Pythagoras, Area, Volume Calculation • Continuous Measurement • Add/Subtract • Min/Max • Laser Pointer • Auto Power Off • Data Logging • Foot Level Measurement	• Designed to identify & trace wires or cables within a group without damaging the insulation • Continuity test • Volume control for increased sensitivity • Recessed ON/OFF button to prevent battery drain
	Range: 50-99999RPM Measure Distance: 50-250mm	Range: 50 - 19999RPM	Distance: 0.05-40m Units: m/mm/In/Ft	Distance: 0.05-80m Units: m/mm/In/Ft	Emitter tone frequency: 1.5kHz (Single) 1.3-1.5kHz (Dual) Receiver frequency range: 100-300kHz

©ACDC Dynamics

WHILE STOCKS LAST

INSTALLATION TEST EQUIPMENT

	Circuit Analyser	Digital Insulation Multimeter	Digital Insulation Testers	Earth Resistance Testers	
	TRUE RMS 	TRUE RMS 			
Code	**MS5908C**	**MS5208**	**MS5215** (5000V)	**MS2301**	**MS2307**
Features	• Loop Impedance/PSC • Voltage Test: L-N/N-E/Peak • RCD / GFCI test • Frequency • 5A/8A/10A load for Volt drop test • Wiring test function • Cat III 300V	• DAR / PI Insulation mode • Backlit LCD display • Data logging • Auto / Manual ranging • Low Pass Filter • Max/Min/AVG/Data hold • Auto power off • Relative Measurement • Cat III 1000V	• Large Backlit LCD Display • Broad Range of Testing Voltages • Auto DAR/PI calculation • Step Voltage Measure-ments &Temperature Compensation • Large Storage Memory • PC Communication • Robust & Durable • Cat II 1000V • Cat II 600V	• Auto Power Off • Auto Ranging • Data Hold • Buzzer On Symbol • Data Logging 99 Groups • Alarm Limit Setting • Jaw Size: 45 x 32mm • Cat III 150V	• Auto Power Off • Dual Display dig/analog • Clock date/time • Average Value Measurement • Compensation Resistance • Alarm of Limit Value Groups • Alarm Limit Setting • Backlit LCD Display • Data Storage 100 Groups • USB 2.0 Interface
Ranges	Line Volts: 85 - 265V Neutral/Ground: 0 - 10V Peak: 120 - 375V Freq: 45 - 65Hz Volt Drop: 0.1 - 99.9% Impedance (L/N/E): 0-3Ω RCD trip time: 1ms - 6.5s RCD trip Amp: 30mA GFCI trip time: 1ms - 6.5s GFCI trip Amp: 6mA	Insulation Function: 50V - 0-50MΩ 100V - 0-100MΩ 250V - 0-250MΩ 500V - 0-500MΩ 1000V - 0-2GΩ AC Voltage: 600mV - 750V DC Voltage: 600mV - 1000V Diode Test: Yes AC Current: 66mA - 400mA DC Current: 66mA - 400mA Resistance: 660Ω - 66MΩ Capacitance: 66nF - 66mF Frequency: 0-66kHz Temperature: -30°C-1300°C Continuity: Yes	Insulation Function: 250V - 0-250GΩ 500V - 0-500GΩ 1000V - 0-999GΩ 2500V - 0-2,5TΩ 5000V - 0-5TΩ AC Voltage: 750V DC Voltage: 1000V Resistance: 5TΩ Temperature: -10 - 70°C	Earth Resistance: 0-1200Ω Current: 100mA-20A	Earth Resistance: 0.1-30kΩ Test Voltage: 1-50VAC Current: 20mA-2A

TEST PROBES

							/R /BK 
					FC-A23	**PLSS150B** **PLSS150R** **PLSS150-BK/R** Set	**SP1322-R/10** Red **SP1322-BK/10** Black
Code	**ASL2**	**AL-12**	**AL-25**	**AL-26**	Black & Red Insulated Crocodile Clips (pair)	Lead with 4mm Plug to fit Digital Multimeters and other test probes.	Banana Plugs - 4mm Male Plug with plastic handle (Packs of 10 Pieces)

	Car Fuse Adapter				
					
			KSY-6005B	**FC-170A**	
Code	**CF-01**	**CF-01S**	Black shaft with single pointed gripping jaws	Black and Red Test Probe (pair)	
	MAXI-Blade	MINI-Blade	**KSY-6005R**		**FC-A15**
			Red shaft with single pointed gripping jaws		Black and Red Test Clips (pair)

©ACDC Dynamics

INSTALLATION TEST EQUIPMENT

Earth Leakage Testers



MINITRIP 1

- Wiring check
- 5-35mA Stepped output. Earth current test rated at 230VAC
- 50/60Hz
- Rotary switch selection
- Push button injection



MINITRIP 2

- Analogue
- 10-50mA variable earth current
- Wiring check
- 50/60Hz
- Potentiometer selection of fault current
- 230VAC ±15%



MINITRIP 1/L

- As **MINITRIP 1** with 15A plug and lead.



UNI-TRIP 50 50mA
UNI-TRIP 150 150mA

- 3 phase Earth Leakage Tester
- Analogue
- Potentiometer selection of fault current
- 230VAC ±15% (L/N)
- Phase Selector Switch
- 50/60Hz



TEL1-3 (230V)
TEL1-4 (240V)

- Verifies that the wiring is correct (Neon light indication)
- RCD testing with variable fault current
- Trip settings 10 - 35mA



SCHUKI-2

- Confirms correct wiring of outlet
- Adj. RCD triggering
- Trip settings: 10-500mA
- Size: 100 x 50 x 75mm

Phase Sequence Indicator



ST-850

- Check phase sequence
- Open phase check
- Large alligator clips allow for easy connection & testing
- 90-600VAC
- 50/60Hz
- c/w Carrying case



890PR

- Non contact phase sequence testing
- Open phase testing
- Led and buzzer ind.
- Operational Voltage: 75-1000VAC 3PH
- Freq. Range: 45-65Hz
- Magnetic mounting bracket

Digital Phase Indicator



SSP-8030

- Designed to check the presence of open phase and phase sequence by LED and buzzer at the same time
- Operational Voltage: 200-480V AC 3 phase
- Freq. range: 20Hz-400Hz

CEE-Adaptor



TV400-*

- With Phase Rotation Indication - 3P+N+E
- Confirms correct wiring
- Indicates phase rotation
- Can be used with SCHUKI-2 to test RCD

* Add current rating to code: **16A, 32A**

Schuko Socket Outlet Tester



SCHUKI-3

- Confirms correct wiring of outlet
- Output via glowing lamps

British Socket Outlet Tester



MS6860E

- Designed to test 110V or 220V sockets in 1 easy step
- Clear LED indication of wiring errors including missing earth, live/earth reverse, live/neutral reverse, missing neutral

Hand Crank Insulation Tester



NB311110

- Insulation Resistance

Test voltage 500V
Ohm Meter: 0Ω to 500MΩ

Hand Held Insulation Tester



EM580F (500V)

- Fixed Time or Test Locked
- Data Hold
- Overload protection
- Backlit LCD Display
- Cat III 600V

Test Ranges:
125V: 2/20/200MΩ
250V: 20/200/500MΩ
500V: 20/200/1000MΩ
AC/DC Voltage: 600VAC/DC

Digital Insulation Tester



IT811A (2500V)

- Auto discharge function
- Backlit LCD display
- Data hold
- Overload protection
- Backlit LCD Display
- Cat III 600V

Test Voltage:
250/500/1000/2500V
Resistance: 1m-20GΩ
AC Voltage: 0-750VAC

Digital Insulation Tester

Designed for use by Panel Builders

- Non Destructive Test
- Limited Current



SEW®

2803IN (max 5kV)
2804IN (max 10kV)

- Insulation resistance • Auto ranging on all ranges
- Bargraph indicates test voltage; rise and decay can be observed during tests
- Visual and audible warning if external voltage is present
- Enersave™ feature to extend battery life
- 2 Lines x 16 char. large LCD • Auto-off
- Show test time duration (up to 99.9s) for easy comparison

Test Voltage (DC V):
0.5 / 1 / 2.5 / 5kV
Measuring Ranges:
0-25 / 0-50 / 0-125 / 0-250GΩ

Test Voltage (DC V):
1 / 2.5 / 5 / 10kV
Measuring Ranges:
0-50 / 0-125 / 0-250 / 0-500GΩ

©ACDC Dynamics

INSTALLATION TEST EQUIPMENT

	Analog Insulation Tester	Digital Insulation Tester	High Voltage 5kV Insulation Tester
	Designed for SANS 10142 Testing 		
Code	**2732IN** (1000V)	**2751IN** (1000V)	**6305AIN** (5000V)
Features	• High quality Taut Band movement • Two continuity test ranges on "low ohms" • Compact and lightweight • AC voltmeter with linear scale • Automatic discharge of capacitive & inductive circuit • Live warning and display of external voltage presence • Fuse, air gap, crowbar and overload protected • Low battery consumption • Mirror scale • Push and turn locking switch for continuous and hand free testing	• Timer for test function (count 3-5 minutes) • Automatic circuit discharge • Continuity test with three phases • External voltage warning indication • Fuse protection • Data hold function • Auto power off function	• PI (Polarization Index) indication • DAR (Dielectric Absorption Ratio) indication • Auto-ranging on all insulation ranges • Optical USB to RS-232 data transmission • Visual and audio warning of external voltage presence (≥30Vac or ≥30Vdc) • Auto-hold function to freeze reading • Overload protection • Auto-off function • Adjustable testing duration: 1~30 minutes • Displays testing duration for insulation measurement • Data can be downloaded and saved to a PC or transferred for real-time display • 200 measurement results can be saved in the memory and recalled on the display
Ranges	Insulation Resistance: Test voltage: (DC V) 250V / 500V / 1000V Measuring ranges: 0-100MΩ / 0-200MΩ / 0-400MΩ (≥ 1.0mA SC) Continuity: Measuring range: 3Ω / 5Ω (>200mA SC) AC Voltage: 0-600V AC Power source: 1.5V (AA) x 6	Insulation Resistance: Test voltage (DC V): 250V / 500V / 1000V Measuring ranges (auto ranging): 0-20MΩ / 0-200MΩ / 0-2000MΩ (1mA) Continuity: Measuring range: 0-20Ω / 0-200Ω / 0-2000Ω (200mA) AC Voltage: 0-600VAC Power source: 1.5V (AA) x 6	Insulation resistance: Test voltage: 500V / 1000V / 2500V / 5000V Measuring ranges: 1TΩ / 2TΩ / 5TΩ / 10TΩ Voltmeter: 30~600V AC/DC Power source: 1.5 (C) x 8

	Analog Earth Resistance Tester	3 Wire Earth Resistance Tester	Digital Loop/PSC/Load Tester
			Designed for SANS 10142 Testing 
Code	**2705ER**	**2720ER**	**2725LP**
Features	• High quality Taut Band movement • Capable of measuring earth resistance and earth voltage • 2mA measuring current permits the testing of earth resistance without tripping earth leakage current breakers in the circuit under test.	• Capable of measuring earth resistance and earth voltage • 2mA measuring current permits the testing of earth resistance without tripping earth leakage current breakers in the circuit under test.	• Combined prospective short circuit current, loop and load tester • Measures the voltage drop as if 16A was flowing between Line and Neutral • Display voltage as if 16A flowing between Line and Neutral (V at 16A) • Loop test for L-E • PSC between L-N • Single smart push button operation: ON, Scroll through results and menus • Checks wiring integrity (LEDs) • Auto off/auto ranging (software range)
Ranges	Earth resistance: 0-10Ω / 0-100Ω / 0-1000Ω Earth voltage: 0-30 VAC (40-500Hz) Measuring System: Earth resistance by constant current inverter 820 Hz, 2mA approx. Power source: 1.5V (AA) x 6	Earth resistance: 0-20Ω / 0-200Ω / 0-2000Ω Earth voltage: 0-200 VAC (40-500Hz) Measuring system: Earth Resistance by constant current inverter 820Hz approx. 2mA Power source: 1.5V (AA) x 6	Loop impedance range L-E: 0.03-2000Ω Test currents in each loop: 11.76A at 230V / 50Hz Voltage measurement: L-N 50 to 280VAC (Sine) Load current for volt drop (L-N): 16A (Calculation) PSC current (L-N) max: 6kA at 230VAC supply Operating voltage: 230V±20V at 50Hz Power Source: 1.5V (AA) x 6

©ACDC Dynamics

INSTALLATION TEST EQUIPMENT

	Digital Electrical Network Analyzer	Digital RCD/GFCI/ELCB Tester	Digital Earth Leakage Tester
	Designed for SANS 10142 Testing & Fault Finding 	Designed for SANS 10142 Testing 	Robust Design for Mining Applications 
Code	**2726NA**	**2712EL**	**2820EL**
Features	• Built-in Earth tester (No peg required) • Built-in Loop/PSC tester • Built-in Voltmeter • Built-in Wiring checker • One push button smart control • Display L-N and L-E voltages • Display Line path impedance • Display Earth path impedance • Display Neutral path impedance • Display PSC Line to Neutral • Display PSC Line to Earth • Re-scroll through previous results • Bat. ok/low battery indicator • Auto-off function • Rugged Case • Ultra low power consumption	• 2 Lines x 16 characters LCD • Very low consumption • Accurate digital readout of disconnection time • Automatic data hold function • Over temperature, Over voltage • Fuse protection • Zero crossing circuitry permits testing start at 0° or 180° • Disconnection phase polarity shown on LCD display • Auto off and off override • Polarity trip indicator (positive or negative phase referenced to earth) • Wiring polarity indicator	• Checks ELCB trip time & trip point (sensitivity) • 2 Test types for instantaneous ELCBs or inverse and fixed time delay ELCBs • Auto off and auto ranging • Start Phase angle selection (0° / 180°) • Indicates tripping phase angle • Impact resistant enclosure • Over temperature shut-down • Transient protection • Suitable for heavy industrial use • Fused
Ranges	Loop / Earth / Line Impedance: 0.03-2000Ω (auto-ranging) Prospective short circuit (PSC): 0~6kA at 230VAC Operating voltage: 50V~275VAC (50Hz) Best performance at rated voltage: 230VAC ± 20V Voltage Measurement (L-N)(L-E): 50-280VAC (Sine) Power Source: 1.5V (AA) x 6	Operating voltage (L-E) (50Hz or 60 Hz): 230 VAC Current Settings: 3mA, 5mA, 10mA, 15mA, 20mA, 30mA, 50mA, 100mA, 150mA, 250mA, 300mA, 500mA Start phase angle setting: 0° & 180° selectable Over-temperature protection: Yes (3 sensors) Voltmeter (L-E): 20VAC ~ 280VAC (50Hz or 60Hz) Timer resolution: 1ms (Max. Time=2.999s) Timer accuracy: ±2ms Power source: 1.5V (AA) x 6	Trip current: 0-1A at 317VAC / 50Hz Trip current resolution: 1mA Operating voltage: (L-E) 100 - 450V Phase angle setting: 0°&180° selectable Timer-max: 99.999s Timer resolution: 1ms Typical Accuracy: Trip-current: ±1%rdg±1mA Trip-time: ±1%rdg±1dgt Voltage: ±3%rdg±1dgt Power source: 1.5V (AA) x 8

DIGITAL ELECTRICAL COMPLIANCE TEST CASE



Electricians Test Case

Electricians electrical compliance test case, instruments required to test for issue of electrical compliance certificates.

Code	CK-1		
Case Includes	**2751IN**	Digital Insulation Tester	(Page 490)
	TEL1-3	RCD Tester	(Page 489)
	MY60	Digital Multimeter	(Page 483)
	ST-850	Digital Phase Indicator	(Page 489)
	MS8900	Voltage Finder	(Page 485)
	2726NA	Digital Electric Network Analyser	(Page 491)

©ACDC Dynamics

INSTALLATION TEST EQUIPMENT

Digital Insulation Tester



Code	TIN4D (5kV)	TIN5D (10kV)	TIN6D (10kV)
Features	• Displays Insulation test time • Displays warning • Fully protected crow bar • Auto ranging • Insulation test time interval up to 99 sec	• Auto Ranging on all Ranges • Display insulation test time • Displays Warning • Fully Protected Crow bar • Insulation test time interval up to 99 sec	• Heavy Duty Carry Case • Silicone test leads • Anti-skid/vibration absorbing enclosure • Live circuit warning • Auto Discharge / Range / Off • Insulation test time interval up to 99 sec
Ranges	Insulation test voltages: 500V / 1000V / 2500V / 5000V Insulation Resistance: 0-30GΩ / 0-60GΩ / 0-125GΩ / 0-250GΩ Accuracy: ± 3% reading + 2 Digit Output Current Limit: 50μA to 100μA Live Warning: >500V Power Source: 8 x 1.5V C Batteries Alkaline Standard Accessories: Carry Pouch	Insulation test voltages: 1000V / 2500V / 5000V / 10000V Insulation Resistance: 0-60GΩ / 0-125GΩ / 0-250GΩ / 0-500GΩ Accuracy: ± 3% reading + 2 Digit Output Current Limit: 50μA to 100μA Live Warning: >500V Power Source: 8 x 1.5V C Batteries Alkaline Standard Accessories: Carry Pouch	20 Insulation test voltages: 500V - 10KV Insulation Resistance: 25GΩ - 500GΩ Output power Limit: 1W Accuracy: ± 3% reading + 1 Digit Short Circuit Current: Max 1.25mA Power Source: 8 x 1.5V C Batteries Alkaline Standard Accessories: Carry Pouch

Digital Insulation Tester / Analogue Insulation Tester



Code	T1851 (1000V)	T1832 (1000V)	T1800 (1000V)
Features	• Live Circuit Indication • Live Circuit Warning • Auto Discharge • AC voltage measurement • Auto Power Off • Continuity Buzzer	• Taut Band Movement • Live Circuit Indication • Auto Discharge • AC voltage measurement • Rugged Construction • Nulling of Test Leads • Continuity Buzzer • Mirror Scale	• Taut Band Movement • Live Circuit Indication • Colour Coded Scale • Auto Discharge • Heavy Duty Carry Case • AC Voltage Measurement
Ranges	Insulation test voltages: 250V / 500V / 1000V Insulation Resistance: 0-200MΩ / 0-2000MΩ (1mA) Accuracy: ± 1.5% reading + 5 Digit Continuity Range: 0-2kΩ (210mA) Voltage Measurement: 0-500VAC Power Source: 8 x 1.5V AA Batteries Alkaline	Insulation test voltages: 250V / 500V / 1000V Insulation Resistance: 0-100MΩ, 0-200MΩ, 0-400MΩ (1mA) Accuracy: ± 5% of Indicated Value Continuity Range: 0-50Ω (200mA) Voltage Measurement: 0-500VAC Power Source: 8 x 1.5V AA Batteries Alkaline	Insulation test voltages: 250V / 500V / 1000V Insulation Resistance: 0-100MΩ, 0-200MΩ, 0-400MΩ (1mA) Accuracy: ± 5% of Indicated Value Continuity Range: 0-50Ω (145mA) Voltage Measurement: 0-500VAC Power Source: 8 x 1.5V AA Batteries Alkaline

©ACDC Dynamics

INSTALLATION TEST EQUIPMENT

	Digital Earth Resistance Tester	Analogue Earth Resistance Tester	ELCB/Phase Rotation Tester
			
Code	**T1820**	**T1805**	**TEL11**
Features	• Earth voltage detection • 2mA earth resistance to test • 2 and 3 Wire Testing	• Large display • Taut band movement • 2 and 3 Wire tester	• 3 Phase presence • 3 Phase rotation • Test for disconnection sensitivity • Test for disconnection time • Select one of 3-phase to test ELCB • Measure voltage phase to earth • Over temperature protection • Phase polarity trip indicator
Ranges	Resistance: 20Ω, 200Ω, 2kΩ Earth Voltage: 200VAC (40 - 500Hz) Measuring System: Earth resistance by constant current inverter, 820Hz, 2mA Approx Resistance Accuracy: ±2% rdg + 2 Digit Voltage Accuracy: ±1% rdg + 2 Digit Power Source: 8 x 1.5V AA Batteries Standard Accessories: Test Leads, Earth Spikes and Shoulder Belt	Resistance: 10Ω, 100Ω, 1kΩ Earth Voltage: 30VAC (5kΩ/V) Measuring System: Earth resistance by constant current inverter, 820Hz, 2mA Approx Withstand Voltage: 1500VAC (one minute), ±1.8% + 4 Digit Resistance Accuracy: ±2.5% of full scale Voltage Accuracy: ±1% of full scale Power Source: 8 x 1.5V AA Batteries Standard Accessories: Test Leads, Earth Spikes and Shoulder Belt	Phase-start-selection: 0°C and 180°C Current Settings: 1 to 999mA AC Operating Voltage (L-E): 110V AC to 317V AC (525V system) Current Resolution: 1mA Voltmeter Resolution: 1V Maximum Current Consumption: 10mA ELCB Voltage Measurement (L-E) (V AC) : 10 - 550V ELCB Fuse (Slow Blow) Power Source: 8 x 1.5V C Batteries Alkaline Certificate of conformance: Standard Accessories: Test Leads x 2 (terminate own plug)

	Loop/PSC/Load Tester		ELCB Tester
			
Code	**T1825** (1000V)	**T1826** (1000V)	**TEL28** (1000V)
Features	• Load/No load tester • Prospective short circuit current (PSC) • Volt drop test • Micro processor controlled • Test up to 100A (6kA) circuit breakers • 3-Phase system test • Designed to SANS 10142	• Fault finding • Electrical network analyser • Earth resistance without peg • Analyse to SANS 10142 • Loop test for L-E, L-N and PSC	• Micro-processor controlled • Direct read out of time/current • Voltage measurement • Suitable for industrial, mining and domestic environments • 3 Phase - Each phase tested separately • Designed to SANS 10142
Ranges	Loop: 0~2000Ω PSC: 0 ~ 6kA @230V(L-N) Operating Voltage: 50 ~275VAC (50 or 60Hz) Test Current: 12A (Load Volts shown as @16A) Power Source: 8 x 1.5V AA Batteries Alkaline Standard Accessories: Carry Case, Strap, Leads	Loop: 0~2000Ω PSC: 0 ~ 6kA @230V (L-N) Operating Voltage: 230VAC ± 20V (50Hz) Test Current: 11.76A Neutral Wire Resistance: 0.01 - 2000Ω Live Wire Resistance: 0.01 - 2000Ω PSC Current (L-N): Max 6kA @ 230V AC PSC Current (L-E): Max 6kA @ 230V AC Power Source: 8 x 1.5V AA Batteries Alkaline Standard Accessories: Carry Case, Strap, Leads	Rated tripping current: 0 to 1000mA, ± 1mA Resolution: 1mA Operating Voltage (L-E): 100 to 450VAC, Maximum Trip Time: 100 secs (1mS resolution), Phase Angle Setting: 0 and 180° selectable Power Source: 8 x 1.5V AA Batteries Alkaline Standard Accessories: Carry Case, Strap, Leads

©ACDC Dynamics

POWER QUALITY ANALYSERS

METREL®



Code	MI-2892
Voltage: TRMS, peak, crest factor	4 Ch Cat III / 1000V
Current: TRMS, peak, crest factor	4 Ch (Auto clamp detection)
Power: P, Q, S	✔
Unbalance, flicker measurement	✔
Harmonic and THD measurement	✔
Interharmonics	✔
Energy (P, Q, Forward/backward)	✔
Events (interruptions, swells, dips)	✔
Inrush currents	✔
Waveform/Inrush	✔
Transients recording	✔
Power quality analysis EN 50160	✔
Recording of adjustable alarms	7
Temperature measurement	✔
Power factor cos ϕ	✔
PC software (Included)	PowerView 3
Standard Set	
1-phase flexible current clamps	4x 3000 / 300 / 30 A
Test probe/clip/leads	5 / 5 / 5
Temperature probe	1
Memory	8GB SD supplied
Communication	RS232, USB and Ethernet
PSU & Batteries	1
Soft carrying bag	1



Accessories

Code	Description
A1069	Mini Clamp 100A/1V (range 2A - 100A)
A1122	Mini Clamp 5A/1V (range 2A - 100A)
A1039	Connection cable for current clamp
A1037-M	Current transformer 5A/1V
A1033-M	Current clamp 1000A/1V
A1257	3-phase flexible current clamps 3000/300/30A/1V
S2014	Safety fuse adapter, 3 pcs
A1198	Magnetic contact probe

DATA LOGGERS

	Temperature/Humidity & Air Pressure Datalogger	Sound Level Datalogger	DC Current or Voltage Datalogger	
				
Code	**ST-174B**	**ST-173**	**ST-171A**	**ST-171V**
Features	• Manual & Automatic start mode • Alarm set-up & indication • Recording & low battery indication • USB port for data traffic & power • Status indication via Red/Yellow & Green LED	• Max - Min measurement • Alarm value set-up / A&C Weighting • Normal & Peak Mode • Fast and slow response • Manual/Auto Mode	• Freely selectable measuring cycle • USB Data Download • Alarm display if parameters exceeded	
Ranges	Data memory: 10 000 readings Sampling Rate: 1 min to 18 Hrs Data Output: USB Temp Range: -40 to 70°C/ -40° to 158°F Resolution: 0.1°C/0.1°F Humidity Range: 0 to 100%RH Resolution: 0.1%RH Air Pressure: 950 to 1050hPa Resolution: 0.1hPa	Sampling Rate: 1sec - 24hr Accuracy: ±1.4db Freq Range: 31.5Hz to 8kHz Dynamic Range: 50db Level Ranges: Auto: 30db - 130db Time Weighting: Fast(125ms), Slow(1s) Reading Memory: 129920 points for dBA or dBC Data Output: USB Data	Status display: 2 LEDs Current Range: 4 to 20m ADC Accuracy: ±1%/±1Count Memory: 32000 readings Sampling Rate: 2sec - 24hrs	Status display: 2 LEDs DC Voltage Range: 0 to 30VDC Accuracy: ±0.5%+1 Memory: 32000 readings Sampling Rate: 400Hz to 24 hrs

©ACDC Dynamics

20MHZ HANDHELD DUAL CHANNEL SCOPE METER



Scope Meter

Code	UTD1025C
Bandwidth	DC ~ 25MHz, dual channels
Real-time Sampling Rate	125M Sa/s
Equivalent Sampling Rate	25G Sa/s
Horizontal sensitivity	10ns/div-50s/div, ±0.01%
Record Length	2 x 512k
Vertical sensitivity	5mV/div-5V/div, ±5%
Vertical resolution	8 bit
Rise time	14ns
Trigger type	Edge, Pulse width, Video, Alternate
Max. input voltage	400V DC + AC peak
Input impedance	1MΩ //21pF
Waveform maths	+, -, *, /, FFT
Auto measurement	Vpp, Vmax, Vmin, Vtop, Vbase, Vmid,Vamp, Vavg,Vrms, +Overshoot, -Overshoot, Freq, Period, Risetime,Falltime, +Width, -Width, ±delay, ±duty
Cursor measurement	ΔV, ΔT
Frequency counter	6 digits
Interface	USB2.0 Host
Storage (internal/USB)	10 waveforms + 10 setups
Display	5.7 inch 320 x 240 pixels color LCD

DMM Functions

DCV/ACV: 600m/6/60/600/1000V(750V), ±1.0%/1.2%

DCA/ACA: 6/60m/600m/6A, ±1.2% / 2.0%

OHM: 600/6k/60k/600k/6M/60MΩ, ±1.2%

CAP: 6n/60n/600n/6μ/60μ/600μF, ±4.0%

Audible continuity & diode test

Features

- DMM built with dual-channel DSO, colour LCD display
- Automatic waveform and status configuration
- Edge, Pulse, Video and Alternate triggers
- Waveform maths & FFT, auto & cursor measurement
- Display zone for precision waveform analysis
- Screen copy, waveform recording and replay
- Built-in 6 digits frequency counter
- USB interface, system software upgradeable
- AC power (100~240V, 50/60Hz) or batteries
- Dimensions & weight: 268 x 168 x 60mm,approx 1.8kgs
- Accessories: AC adaptor, interface wire & software, test leads & probes

HIGH VOLTAGE SAFETY GLOVES & MATS

CE Approved



CUST.GI



VPG90



IRC-3

Safety Gloves

Test V	2500V	5kV	10kV	20kV	30kV
User V	500V	1kV	7.5kV	17kV	26.5kV
Code	**Code**	**Code**	**Code**	**Code**	**Code**
8	**GI2,5-8**	**GI5-8**	**GI10-8**	**GI20-8**	**GI30-8**
9	**GI2,5-9**	**GI5-9**	**GI10-9**	**GI20-9**	**GI30-9**
10	**GI2,5-10**	**GI5-10**	**GI10-10**	**GI20-10**	**GI30-10**
11	**GI2,5-11**	**GI5-11**	**GI10-11**	**GI20-11**	**GI30-11**

Accessories

Code	Description
CUST.GI	Protective plastic case for gloves
VPG90	Pneumatic Tester. Inflates the gloves and you can detect perforation on dielectric

26,5kV Insulated Rubber Safety Mat - 3mm thick x 1 m wide – priced per meter

Code	Description
IRC-3	3mm x 1 meter (w). Voltage test 30000V, max use voltage 26500V

©ACDC Dynamics

HIGH VOLTAGE TESTERS



HVD Range - High Voltage Detector

Code	HVD13AC	HVD32AC	HVD33AC
System Voltage	6.6-132kV	11-33kV	44-132kV
Threshold Range*	2.5kV	2.5kV	10kV
Technical Overview			
Spark Protection	The detector will not be damaged as a result of spark discharge while making contact with the conductor under test		
Bridging Protection	The detector and its accessories will not cause flashover between live parts of the installation or between live parts of the installation and earth/ground		
Current Consumption	30 mA maximum		
Test Button	Tests and arms the detector when pressed and released		
Visual Indicator (2Hz)	Red lamp (voltage present), green lamp (safe)		
Audible Indicator	Buzzer - 3.1 kHz tone modulated at 2 Hz - 70 dB (1.5 metres)		
Mechanical			
Y Electrode	Material: Stainless Steel. Size (mm): 40Ø x 35L		
Standard Accessories	Carry bag, Cleaning kit, Rose Connector, Y Contact		

- Checks if HV system is alive or dead
- All weather use (indoor or outdoor)

* Non standard threshold voltages can be set outside the range to suit customers requirements



THVD Range - Contact Capacitive High Voltage Detector

Code	T213HVD	T217HVD	T218HVD	T219HVD	T220HVD
System Voltage	11kV	11/33kV	6/22kV	44/132kV	6.6/132kV
Threshold Set within Range	1.65-4.4kV	3.3-4.95kV	1.8-2.7kV	6.6-19.8kV	1.65-14.6kV
Response Time	<1 Sec	<1 Sec	<1 Sec	<1 Sec	<1 Sec
Auto-OFF	±3 Min	±3 Min	±3 Min	±3 Min	±3 Min
Bridging Protection	Yes	Yes	Yes	Yes	Yes
Spark Protection	Yes	Yes	Yes	Yes	Yes
Battery Low	<7V	<7V	<7V	<7V	<7V
Threshold	3.02kV	4.12kV	2.5kV	13.2kV	2.5kV
Battery Current	<30mA	<30mA	<30mA	<30mA	<30mA
Green = Armed	Yes	Yes	Yes	Yes	Yes
Red = V Detected	Yes	Yes	Yes	Yes	Yes

- Self-starting and automatically activated when the High Voltage is applied to the contact electrode
- Use on sinusoidal (50 or 60Hz) High Voltage Systems
- Models are available to cover systems voltage from 6.6kV to 132kV
- IEC 61243-1 for voltages above 1kV 50/60Hz
- Check system is dead or alive



High-Prox Voltage Proximity Detector

Code	T175HP
Ranges	240V, 3.3kV, 6.6kV, 11kV, 22kV, 33kV, 66kV, 132kV, 275kV
Detection	Selected range is detected at approx. 25cm from the voltage source 240V ±10cm, 33kV ±50cm
Self-Test	Selection
Indicators	Bright Red LED and buzzer
Model Specifications	
Power Source	3 x 1.5V C Batteries
Standard Accessories	Carry Pouch

- Non-contact high voltage detector
- Ten switch-selectable voltage sensitivity ranges
- Lightweight
- Audible and visual indication of live voltage
- Rose adaptor
- Check high frequency radiation

©ACDC Dynamics

HIGH VOLTAGE TEST EQUIPMENT



286-SVD

NEW



325-SVD

When approaching a high voltage source the buzzer will sound and LED will flash to alert the user. Waterproof Design.

Personal Safety Voltage Detector

Code	286-SVD	325-SVD
Sensing Distance ± 20%	80cm @ 11,4kV	120cm @ 11kV 140cm @ 22kV 160cm @ 33kV
Buzzer Volume	70dB @ 1m	70dB @ 1m
Size	59 x 56 x 18mm	79 x 33 x 42mm

SEW

High Voltage Proximity Detector

Code	277HP



The **277HP** is a voltage (non contact) proximity detector for checking for the presence of AC voltages in cables, wall outlets, fuses etc. AC voltages from 50V to 132kV.

- 2 selectable ranges: LOW: 50 - 1.5kV
  HIGH: 1.5kV - 132kV
- Power consumption OFF: Less than 5µA
  ON: Less than 40mA
- Test Button: Test the system prior to measurement
- Operating Temperature: 0°C - 40°C
- Dimensions (L x W x Ø): 318 x 75 x 71mm
- Power Source: 1 x 9V (6F22) battery
- Standards: EN61326-1 / EN61000-4-2 / EN61000-4-3
- Supplied with: Manual, Battery, Carry case.



Accessories - Hotsticks

Code	Description
HS-*	Meets IEC 60855 Rated at 100kV per 300mm / 5 minutes

*Add Length to Code: **120** = 1200mm long, **800** = 800mm long, **500** = 500mm long

Disconnect Hook	Fuse Extractor
	
HOK-HS166	ADP-HS120

High Voltage Multifunction Phasing Sticks

TOP IRONIC



Specifications	PC-11K	PC-44K
System Voltage	11kV	44kV
Maximum Voltage	15kV	55kV
Total Resistance	6.78MΩ	27MΩ
Total Length	1105mm	1525mm
Total Weight	±1.2kg	±1.5kg
Handle Material	Silicone, Front end: Fibre glass wound tubing	
Operating Temp / Humidity	-25°C to +55°C / 20 to 96% RH	

- Lightweight, Robust
- Designed for maximum safety
- Carry case included
- No user assembled parts
- Dual colour coded scale
- Measure & test phase to earth & phase to phase
- Self-powered - No Battery
- Grounded or ungrounded systems
- High immunity to interference fields

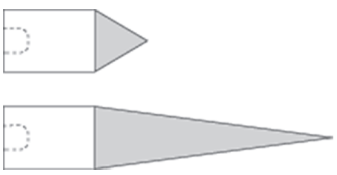

Cone Tips 40mm

Cone Tips 70mm

Response Time <1 sec



Accessories - (for all models)

Code	Description
PC-BK	90° bends (pair)
PC-C1K	40mm cone tips (pair)
PC-C2K	70mm cone tips (pair)



RMB36
c/w case

Phasing and Voltage Detector of MV Presence / Absence by Visual Signalling (Indoor Use)

Code	Description
RMB36	• Double pole voltage detector • Phase relationship detector • HV fuse tester • Operating range: 5/36 kV • Total length of each rod complete with antenna: 1,17m

©ACDC Dynamics

HIGH VOLTAGE TEST EQUIPMENT



Short Circuiting and Grounding

Short circuiting and grounding equipment for electrical cabinets and MV installations with universal contact clamps

Code	Description
MT/BM-25	Standard type. Icc: 13,7kA eff / 0.25s With short circuit cables section 25mm^2
MT/BM-50	With short circuit cables section 50mm^2 Icc: 13kA eff / 0.5s
MT/BM-95	With short circuit cables section 95mm^2 Icc: 24kA eff / 0.5s

Certificate complies to the International Standard CEI EN 61230 (CEI IEC 1230)



Fuse Extraction Rod

Code	EF30
Description	Insulating Rod for fuse extraction and installation on systems with working voltages up to 30kV

VOLTAGE TESTERS

	Screw Driver Type		Continuity & Non-Conact	Advanced Non-Contact
				
Code	**BESTEST 7**	**BESTEST 18**	**TESTBOY20**	**MD-116**
Safety Rating	–	–	Cat II 300V	Cat IV 1000V
Test Voltage AC	200 - 250VAC	100 - 500VAC	0 - 300VAC	12V - 1000VAC
Indication	Neon	LED	Buzzer / LED	Optical,Acoustic,Vibrating
Non Contact V	No	Yes	Yes	Yes
Features	• Contact test to earth • With pocket clip	• With pocket clip • Non-contact test • Continuity check: 0 - 50MΩ • DC polarity check 1.2 - 36VDC	• Non-contact voltage detector (>110VAC) • High performance LED torch • Continuity indication via lamp or buzzer • 1 pole phase detection	• With pocket clip • Integrated LED flashlight • Low / high sensitivity • Three indication methods

	Analogue	LED Bargraph Display	Voltage & Continuity		
					LCD Display 
Code	**901**	**MV-400**	**GK12A**	**MD-1060**	**MD-1160**
Safety Rating	Cat III 750V	CAT III 600V	Cat III 1000V, Cat IV 600V	Cat IV 600V	Cat IV 600V
Test Voltage	120 - 750V AC/DC	6 - 400V AC/DC	10 - 690V AC/DC	12V - 690V AC/DC	0V - 690V AC/DC
Indication	Neon / Analogue Scale	LED	LED	Acoustic / LED	Acoustic / LCD
Features	• Double insulated Handles • Neon indication of voltage presence • Clearly legible analogue scale • DC polarity indication	• DC polarity indication	• Continuity / Diode Test (<200kΩ) • Phase Rotation Test • Single pole phase testing • LED Worklight	• Continuity Buzzer & LED: 0 - 500KΩ + 50% • Auto AC/DC recognition • Rotary Field Testing • Indication of extra low voltage	• Continuity Buzzer & LED: 0 - 500KΩ + 50% • Auto AC/DC recognition • Rotary field testing • Indication of extra low voltage • LED Work Light • 2 pole phase sequense • Single pole phase testing

©ACDC Dynamics

TEST EQUIPMENT

	DIY Electronic Test Kit	Magnetic Field Tester	Circuit Breaker Identifier
			
Code	**ETK03C**	**AC-8M**	**191CBI**
Features	**GK7** Non-contact voltage tester with LED and audio alarm; Voltage Range: 50 - 1000VAC 50 - 500Hz **EM306B** Digital Clamp Meter, Continuity Test, Diode Check, Data Hold, Voltage Range: 600V AC/DC, AC Current 20 - 400A, Resistance: 2kΩ - 200kΩ, Jaw Size: 27mm **DT830** Digital Multimeter; Continuity Test, Diode Check Voltage range: 200mV - 250VDC / 200mV - 250VAC, Current Range: 200μA - 10ADC, Resistance: 200Ω - 2MΩ	• Testing solenoids & relays • Illuminates when a magnetic field is present • No metallic contact required • Responds to AC and DC magnetic fields and permanent magnets	• Easy tool to find a circuit breaker or fuse without disconnecting the supply • Plug the transmitter into the outlet socket, use the receiver to scan the distribution board or panel to find the correct circuit breaker supplying power to socket

CABLE TESTING/TRACING

	Wire Tracer	Multi-Purpose Wire Tester	Network Test Kit
			
Code	**162CB**	**183CB**	**ETK05D**
Features	• Trace cables within a group without damaging insulation • Volume Control • 50/60Hz filter • Auto Off function & Flashlight • Continuity Tester • Polarity Tester • LED Indication • Frequency 1kHz • c/w Batteries/Pouch	• Trace cables or wires • Volume Control • Voltage free continuity and polarity testing • Tip & Ring Identification • LED Indication • Detect AC/DC Voltages • Test capacitors& diodes • Frequency: 1kHz • c/w Batteries/Pouch	5 Piece Kit includes: • Carry case • **EM415:** Wire/Cable Tracer • **EM416** Network Tester (RJ12 or RJ45) • **BT1**: Battery tester for 9V • Ratchet Crimpers • Punch Down Tool • Batteries included

	Network Cable Tester	Voltage / Metal / Wood Detector	5 in 1 Detector & Distance
			
Code	**KT-201**	**MVS-168A**	**EM60**
Features	• Test range: 300m (L) • Accuracy: ±5% • Resolution: 0.1m • 16 x 2 LCD characters • Cable Continuity • Suitable for computer network systems • **Warning:** Do not use on live circuits	Detection: • Stud - Wood stud 30 x 30mm: ≤10mm • Metal - Copper pipe dia.15mm: ≤24mm • AC:90 - 250VAC @ 50 - 60Hz: ≤35mm • Sensitivity can be adjusted • Can be used to accurately detect the position of pipes, AC voltage and wooden studs • Battery: 9V included	• Distance Measurement: 0.4 - 18m • Accuracy: approx. 0.5% + 1 digit • Resolution: 0.01 meters Detection: • Stud - Wood Stud 30 x 30mm: ≤14mm • Metal - Iron pipe dia.20mm: ≤25mm • AC: 90 - 250VAC @ 50 - 65Hz: ≤5cm • Calculates area, volume & does computation of distance • Size: 160 x 64 x 46mm • Battery: 9V incl

©ACDC Dynamics

TEST EQUIPMENT

Automotive Current Tester



Maxi-Blade Mini-Blade

Code	CF-02	CF-02S
Features	• Measuring Range: 20A@48V AC/DC (10 Sec max) • Resolution: 10mA • Cable length: 75cm • Plugs straight into automotive fuse holder in car	

Battery Testers





Code	BT-12	AT-953
Features	• 12VDC battery analyser • Voltage Test: 8 - 25VDC • On Load Battery Test (Evaluates battery's ability to crank engine) • Charging system test • Starter motor test	• Battery Tester • Car lighter plug • 5 indicators: Low / Fair / Normal / Full & Over

CO Analyser



Code	TES-1372
Features	• CO Range: 0 - 900ppm (CO) • Max hold with time stamp • Alarm level setting & replaceable sensor • Automatic zero on start-up • Accuracy ± 5% of reading or ±2ppm (whichever is greater) • Auto power off & back-light for display

Coating Thickness Tester



Code	TESTBOY70
Features	• Range: 0 - 1000μm/ 0 - 40mil • c/w two probes • Measures non-magnetic coatings on steel or iron • Also measures insulating coatings on non-magnetic metals

Sound Level Calibrator



Code	SC-05
Features	• 94db and 114db calibration at 1kHz • Accurate & simple to use • Fits 1/2inch diameter microphone • Output Frequency: 1000HZ, ±4% • Reference Temp: >23°C (73°F) • Relative humidity: >35%RH • Atmospheric Pressure: >1013mbar (760mm of Hg) • Accuracy of sound pressure level under stated reference conditions ±0.5db

SIMULATORS & THERMOCOUPLES

4-20mA Simulator



K & J Simulators





K Type Thermocouples

Bead Probe



Immersion Probe



Surface Probe





Code	603	601K	601J	TPK-01	TPK-03	TPK-04	MS-P3400
Features	• Ideal for calibration standard & used as a current source.	• Checking K type thermocouples and calibrating process indicators/controllers • Accuracy: ±0.5°C (+1°F)	• Checking J type thermocouples and calibrating process indicators/controllers • Accuracy: ±0.5°C (+1°F)	• Bead Probe • 1.2m long wire has an industry standard mini connector plug • Measure surface or air temperature	• Immersion Probe • General purpose needle type with stainless sheath	• Surface Probe • Ideal for measuring the surface temp. of small electronic parts. • Fast Response	• Bead Probe • 1m Long Wire
Ranges	Current: 4mA, 12mA & 20mA Voltage: 9VDC	0°C (32°F) 100°C (212°F) 500°C (932°F) 1000°C (1832°F)	0°C (32°F) 100°C (212°F) 200°C (392°F) 400°C (752°F)	Temperature: 0-260°C (500°F)	Temperature: 0-800°C (1472°F)	Temperature: 0-800°C (1472°F)	Temperature: -40°-260°C

©ACDC Dynamics

TEST EQUIPMENT

	Infrared Thermometer	Pen Type Thermometers		pH/ORP/mV Temperature Meter	Moisture Meter
	NEW 	Temperature & Humidity 	Temperature Only 		
Code	**IR-FI01**	**ST-132**	**ST-133**	**MP-103**	**EM4807**
Features	• Non contact measurement • Automatic Alarm if fever is detected • Fast measurement	• Measures temp & humidity • Min/Max Hold • Auto power off	• Measures temp only • Auto power off • Display in either °C or °F • Data Hold • LCD Display	• Large LCD Display • Magnet for Handsfree Operation • Auto or Manual Temperature Compensation • Auto Power Off	• Measure moisture level in paper/cardboard, wood & hardened material (mortor/ concrete/plaster). • Measure ambient temp. • Built in torch.
Ranges	Temperature: -32 to 42.9°C Resolution: 0.1°C/˚F	Temperature: -30 to 50°C Humidity: 30%-95%RH	Temperature: -50 to 300°C (± 1°C / 1°F) Length: 245mm	ORP Range: ± 1999mV PH Range: 0 - 14 ATC Range: 0 - 100°C Calibration pH: 4.00, 7.00, 10.00 Temp Range: 0 - 100°C (°C / °F) ORP Probe: **MP-103-ORP** Buffer Solution 4.00 (50cc): **B-4** Buffer Solution 7.00 (50cc): **B-7**	Wood: 6-42% Resolution: 1% Building Material: 0.2-2% Temperature: 0-40˚C/ 32-99˚F

DISPLAY UNITS & CABINETS

These Display Units are available on placing of Stock Orders worth a minimum Rand Value.
Please contact the Tools Product Specialist for more details.

			 Desk Top Display
Code	**AC/DC DISPLAY CABINET**	**AC/DC DISPLAY CABINET-1**	**AC/DC DISPLAY CABINET-2**
Description	**Choice of 3 variations:** 1. Hand tools and meters 2. Power tools 3. Combination of 1 & 2	Large display cabinet containting a selection of Mastech products	Small display cabinet containting a selection of Mastech products
Size	1200(W) x 440(D) x 2000(H)	600(W) x 380(D) x 1800(H)	600(W) x 380(D) x 800(H)

©ACDC Dynamics

THERMAL IMAGING CAMERAS

Compact Range - Thermal Imaging Cameras for your Smart Phone

Made for iPhone® and Android™ top models, Seek Compact transforms your smartphone or tablet into a professional thermal imaging tool. By utilizing the power and convenience of your smartphone, our cameras make it easy to take thermal photos and video, share findings, and send for documentation. Simply connect and detect energy loss caused by air leaks, missing or damaged insulation, inefficient HVAC systems, electrical faults, and much more. On top of all this, Seek Compact cameras are engineered to run on low power from your smartphone and do not require batteries or charging.

	Compact Thermal Camera	CompactXR Thermal Camera	CompactPRO Thermal Camera
			
Android™ Code	**ST-COMPACT-A**	**ST-COMPACTXR-A**	**ST-COMPACTPRO-A**
iPhone® Code	**ST-COMPACT-I**	**ST-COMPACTXR-I**	**ST-COMPACTPRO-I**
Features	• Easy to Use Indoor Versatility. Wide field of view quickly scans the inside of any room • High-Performance Thermal Sensor accurately identifies areas of heat loss and gain • Best in Class Temperature Range • Customize, Record and Share Intuitive, free mobile app available on Google Play and iTunes App Store • Focusable Lens for Quick Identification • Comes with its own waterproof case	• Built for Long-Range Detection. Narrow field of view quickly scans up to 550 meters • High-Performance Thermal Sensor accurately identifies heat signatures • Best-in-Class Temperature Range • Customize, Record and Share Intuitive, free mobile app available on Google Play and iTunes App Store • Focusable Lens for Quick Identification • Comes with its own waterproof case	• High-Resolution Thermal Sensor 76,800 temperature pixels for maximum image clarity and sensitivity • Adjustable Emissivity. Calibrate for reflective surfaces when accuracy is critical • Span & Level: Isolate and capture the thermal details that matter • Wide, 32-Degree Field of View Easily scan a large area to identify potential hazards in seconds • Focusable Lens for Quick Identification • Utilizes the Power and Display of Your Smartphone. Intuitive, free mobile app available on Google Play and iTunes App Store • Comes with its own waterproof case
Specifications			
Thermal Sensor	206 x 156	206 x 156	320 x 240
Detection Distance	300 Meters	550 Meters	550 Meters
Field of View	36°	20°	32°
Temperature Range	-40°C to 330°C	-40°C to 330°C	-40°C to 330°C
Frame Rate	<9Hz	<9Hz	<15Hz FastFrame
Temp. Display Scale	Fahrenheit or Celsius	Fahrenheit or Celsius	Fahrenheit or Celsius or Kelvin
Colour Palettes	9 Options	9 Options	9 Options
Consumption	Up to 280mW	Up to 280mW	Up to 280mW



ST-BLAKE-CLIP



ST-COMP-CABLE

Accessories

Code	Description
ST-BLAKE-CLIP	1/4" threaded tripod mounting bracket for Seek Compact range
ST-COMP-CABLE	USB cable for connection of Seek Compact range to PC



Electrical Maintenance

Wildlife Management



Hunting Applications

Security or Rescue Applications

©ACDC Dynamics

THERMAL IMAGING CAMERAS

Powerful and rugged in design, the standalone Seek Reveal combines high-resolution thermal imaging, a long-lasting rechargeable battery, and a large color display in one durable device. And when you need it, Reveal's powerful 300-lumen LED light is available at the touch of a button. Seek Shot is the most advanced thermal imaging camera for building professionals. Snap photo and video and analyze immediately with new on-board thermography tools. Add spot measurements and temperature boxes to create time-saving reports on the spot. Take full control of photos and video by adjusting the blend between visible and thermal images. Share and stream to any smartphone or tablet over WiFi.

	Thermal Imager with LED Flashlight	Reveal Thermal Imager	RevealPRO Thermal Imager	Reveal Shot Range IP54	
					
Code	**ST-REVEAL XR -***	**ST-REVEAL**	**ST-REVEALPRO**	**ST-SHOT**	**ST-SHOTPRO**
Features	• Built for Long-Range Detection • High-Performance Thermal Sensor • Smooth Viewing with FastFrame • Best-in-Class Temperature Range • Long-Lasting Rechargeable Battery • See Through the Dark. Add Housing Colour to code: **B** (Black), **C** (Camouflage)	• Wide field of view quickly scans the inside of any room • Best-in-Class Temperature Range • Up to 10hrs of continuous thermal imaging on a single charge • Intuitive Software Continuous feature enhancements	• High-Resolution Thermal Sensor • Rugged, rubberized casing with Corning® Gorilla® Glass • Continuous Digital Zoom up to 4X • Up to 4 hours of thermal imaging in Normal MODE • Level and span controls let you isolate and capture the details that matter • Adjustable Emissivity. Calibrate for reflective surfaces when accuracy is critical	• More pixels, more precision - more resolution than the competition. Best in class thermal resolution • SeekFusionTM Technology - See exactly what you're looking at with combined visible thermal images • Large colour touch Screen - 3.5" with 640x480 resolution • Wi-Fi live view - Stream a live thermal view onto your smartphone or tablet • Up to 4hrs continuous thermal imaging • 3 Customisable spot temperatures • 3 Customisable area boxes • Adjustable span & emmisivity	
Specifications					
Thermal Sensor	206 x 156	206 x 156	320 x 240	206 x 156	320 x 240
Detection Distance	275 Meters	150 Meters	550 Meters	-	-
Field of View	20°	36°	32°	36°	57°
Temperature Range	-40°C to 330°C	-40°C to 330°C	-40°C to 330°C	-40°C - 330°C	
Frame Rate	>15 Hz FastFrame	<9Hz	>15 Hz FastFrame Normal Mode	<9Hz	
Flashlight	300 Lumen LED	300 Lumen LED	300 Lumen LED	Light / Flash	
Temp. Display Scale	Fahrenheit or Celsius	Fahrenheit or Celsius	Fahrenheit, Celsius or Kelvin	Farenheit, Celcius or Kelvin	
Colour Palettes	7 Options	7 Options	9 Options	8 Options	
Storage Media	MicroSD Card Included	MicroSD Card Included	4GB Internal Drive	4GB Internal Drive	



ST-VELCRO-1



ST-DRING-1

Accessories

Code	Description
ST-VELCRO-1	Holster Bag with Velcro for Seek Reveal range
ST-DRING-1	Attach your Seek Reveal D-Ring to any retractable lanyard (not incl.)



Security Surveilance

Industrial Surveilance



Failing Pumps/Motors



Thermal Image, Corroded Fuse



Visible Image



SeekFusion™ Image



Thermal Image

©ACDC Dynamics

ELECTRONIC EDUCATIONAL EQUIPMENT

Advanced Solderless Breadboards

The best tool to complete the prototyping & testing for your electronic circuits

- Body material ABS
- Interconnection Clips material Alloy of Silver and Nickel
- Easy combination & Expandable

WHILE STOCKS LAST



AD101



AD102



AD11



GL-24



UIB-34

Code	Dimensions L x W x H	Tie-Points	Interconnected 6 Clip	Interconnected 12 Clip	24 Clip	5 Connected Term	25 Connected Bus	IC Capacity 14 Pins	Binding Post	Back-Plate
AD101	81 x 52 x 9	408	60	2	1	–	–	–	0	Sticker
AD102	81 x 62 x 9	456	60	4	2	–	–	–	0	Sticker
AD11	83 x 147 x 19	958	142	4	2	–	–	–	5	Sticker
UIB-34	230 x 255 x 20	2320	–	–	–	384	16	27	4	Plastic Stand
GL-24	224 x 150 x 20	1680	–	–	–	256	16	18	3	Plastic Stand



PSB-01

Accessories

Code	PSB-01

Power supply c/w all cables and 5DC output wires

- Short circuit proof
- DC output
  (1) DC + 5V, 1A – 5V, 500mA. Fixed
  (2) DC 0 to + 15V, 500mA Variable
  (3) DC 0 to – 15V, 500mA Variable
- AC output
  (1) AC voltage: 12V-6V-0V-6V-12V, 60mA Fixed



SWS-01



SWS-02



LP-540H

Code	Description
SWS-01	Wire set with banana socket
SWS-02	Wire set without banana socket
LP-540H	Logic Pulser

SCHOOL PROJECT KIT

NEW

Code	Basic Buzzer Kit	Basic Electromagnet Kit	Basic Lamp Kit
			
	SPK-BUZZER	SPK-ELMAG	SPK-LAMP
Kit Includes	9V Battery clip with tails Battery (1 X 9V) Buzzer (6-16VDC) Ripcord (0,2mm² x 300mm) Latching pushbutton	Battery holder with tails Batteries (2 X AA) Ripcord (0,2mm² x 300mm) Cut wire (0,5mm² x 500mm) Latching pushbutton 1 X Nail/Bolt	Battery holder with tails Batteries (2 X AA) LED 8mm (High Bright White) Ripcord (0,2mm² x 300mm) Latching push button

©ACDC Dynamics

NEW

KRAFTFORM KOMPACT VDE TORQUE DRIVER

Wera Tools. From Ideas.





Simple setting of torque by hand



Easy-to-read scale



Distinctly audible excess-load signal



Unlimited torque for loosening

Code	W-7440-VDE	W-7441-VDE	W-7444-VDE
Blade Interface	9mm	9mm	9mm
Torque Range	0.3-1.2Nm	1.2-3.0Nm	1.7-3.5Nm
Setting Increment	0.05Nm	0.1Nm	0.1Nm

9mm Interchangeable Blades



Code	Description
5006506001	0.6 x 3.5mm
5006507001	0.8 x 4mm
5006508001	1.0 x 5.5mm
5006512001	PH1
5006513001	PH2
5006526001	PZ1
5006527001	PZ2
5006534001	TX10
5006535001	TX15
5006536001	TX20
5006537001	TX25

LASER LEVELS & LINE GENERATORS









Code	LD-SL08	LD-LS10	LD-LS12	LD-LS15
Description	Self levelling laser	Three laser line generator	Laser line generator	Mini laser level
Accuracy	0.5mm per meter	± 1mm per meter	± 2mm per meter	± 2mm per meter
Features	• Adjustable base • Lock system with on/off switch • 635nm laser generator	• Self leveling • 3 Directional beams	• Ultra compact • Vertical & horizontal level	• Magnetic base with mini tripod





Laser Spirit Levels (with horizontal laser beam/cross line)





LS8-1	LS7
Standard	Electronic Inductive





Code	LD-SC2	LD-SL01	LD-LS05JD	LD-LS03S
Description	Rotary laser	Self levelling laser	Angle finder with laser	Laser level with magnetic base
Accuracy	± 5mm per 10 meter	± 1mm per meter	± 1mm per meter	± 2mm per meter
Features	• Auto Rotating beam • Portable, suitable for construction sites. Power: 6VDC	• Professional tripod • c/w carry case • Power: 3VDC	• Analogue angle finder • Includes carry bag	• Lightweight magnetic base • Vertical and horizontal

©ACDC Dynamics

SPIRIT LEVELS

Torpedo Level	Spirit Levels - 3 Vial			Post Level
				
LD-S93B	**LD-2007-2B-600**	**LD-2007-2B-1000**	**LD-2007-2B-1200**	**F7708LS6**
Length - 225mm	Length - 600mm	Length - 1000mm	Length -1200mm	Size: 125 x 75mm

MEASURING EQUIPMENT

Standard Measuring Tapes			Digital Measuring Tape	Fibre Glass Measuring Tapes			
						- with spike for accuracy	
							
LD-10NO7X	**TM-3M**	**TM-5M**	**LD-SX501E**	**TM-20M**	**TM-50M**	**JC-306**	**JC-506**
10 meter Auto-rolling steel tape	3 meter	5 meter Auto-rolling steel tape	Digital display - 5 meter Memory and backlight Dual system measurement (metric/imperial)	20 meter	50 meter Manual rolling	30 meter	50 meter Manual rolling

Try & Mitre Square		General Purpose T Square		Stainless Steel Rulers		Combination Square 300mm
						
F7501KH441	**F7502KH442**	**F4569GPTS6**	**F4570GPTS10**	**ARK-167103-12**	**ARK-167103-20**	**SB205562**
150mm	200mm	600mm	1000mm	12" / 300mm	20" / 500mm	Adjustable Square with spirit level

Digital Vernier	Digital Outside Micrometer	O-Ring & Scriber Set	Dividers	Chalk Line	
					
SB168101-8	**SB168163-1**	**SS-4-KIT**	**YG-100**	**SB256713**	**SB0765010**
0 - 200mm - Large Display	0 - 25mm	Scriber, Hook and Picker	100mm Dividers	30m / 100"	Blue Colour Chalk Powder

MAGNIFYING GLASSES

Code				
				
	ZD-10D	**TLE-1099**	**TLE-1094**	**TLE-1104**
	• Magnifying Glass with holding spring clips (x2) • Can be locked at a specific angle	• Ø: 90mm • With illumination • Works on 2x1.5V AA batteries (not included)	• Power: 230VAC, 22W (T5) • Size of lens: 5" • Diopter/power: 5 Diopter • Colour: White	• Head Magnifying Glass • Power: 1.8X, 2.3X, 3.7X, 4.8X

©ACDC Dynamics

TOOL KITS



Soft Back-Pack/Trolley - 14pcs

Code	BM1815 (without Tools)
Code	BM1815A1 (with Tools)

- Screwdrivers:
1) Flat VDE Insul. 3 x 100mm
2) Flat VDE Insul. 4 x 100mm
3) Flat VDE Insul. 5,5 x 125mm
4) Flat VDE Insul. 6,5 x 150mm
5) Phillips VDE Insul. PH0 x 60mm
6) Phillips VDE Insul. PH1 x 80mm
7) Phillips VDE Insul. PH2 x 100mm
- Voltage Tester Flat 3 x 60mm 250V
- Combination Plier VDE Insul. 180mm
- Engineers Hammer
- Pocket Saw
- Cutter Stripper Scissor + Box
- Measuring Tape 3m x 16mm
- Pocket Spirit Level 220mm



Kit Code:
BM18030M1



Bag Code:
BM18030

Belt Bag - 5pcs

Code	BM18030M1 (with Tools)
Code	BM18030 (pouch only)

- Screwdrivers:
1) FLAT 3 x 100mm
2) FLAT 4 x 100mm
3) PHILLIPS PH1 x 80mm

- Combination Pliers 180mm
- Stainless Steel Shears (**BM1310**)



Tool Case with Wheels 72pcs

Code	BM18403 (Kit)
Code	BM18400 (Case Only)

• VDE insulated bi-component tools		• Long Nose Plier: 200mm	• Measuring Tape: 3m
• Screwdrivers:	2 x 75	• Flat Nose Plier: 160mm	• Rewinding Cord Marker (Chalk line)
	4 x 100	• Water Pump Plier: 250mm	• Blue Chalk: 250g
	5.5 x 125	• Crimping Tool: isol 0.25 - 6mm²	• Aluminium Spirit Level: 220mm
	6.5 x 150	• Retaining Screwdriver: 4 x 125/PH1x 150	• Adjustable Wrench
	8 x 175	• Voltage Tester: 220V-250 V, 3.5 x 100	• Allen Wrench Set: 9pcs
	PH0 x 60	• Stainless Steel Scissors	• Panel Key
	PH1 x 80	• Cable Shear: 35mm²	• Double Ended wrench Set: 8pcs
	PZ2 x 100	• Pocket Saw	• Hammer: 300g
	PZ3 x 150	• Cable Stripping Knife: 8 - 28mm	• Chisel: 250g
• Nut Drivers:	10-13	• Universal Knife	• Puncher Chisel: 250mm
• Combination Plier:	160mm	• Automatic Stripping Tool: 0.5 - 4mm²	• HSS and Masonary Drill Set 19pcs
• Side Cutter:	160mm		

NEW



Tool Case with Wheels 167pcs

Code	TK-3167	
VDE Screwdrivers:	• 6 x Precision Screwdrivers	• 1 x Machinist's Hammer 300g
⊖ 6 x 38	• 1 x 1/4" Bit Adaptor	• 1 x Combination Plier 180mm
⊖ 6 x 100	• 1 x Tester 200-250V, CE	• 1 x Half Round Steel File 200mm
⊖ 5 x 100	• 1 x Screwdriver Bit Holder	• 1 x 1/4" Dr. Extension Bar 75mm
⊕ PH2 x 100	• 1 x Long Nose Plier 150mm	• 2 x 1/2" Dr. Extension Bars 125 & 250mm
⊕ PH2 x 38	• 1 x Screwdriver Handle 1/4"	• 2 x 1/2" Spark Plug Sockets 16 & 21mm
⊕ PH1 x 75	• 1 x Caliper 150mm	• 7 x Spanners: 8-10-12-13-14-17-19mm
⊕ PH2 x 100mm	• 1 x Hack Saw 300mm	• 32 x Bit Set with Quick Chuck Bit Holder
• Combination Plier: 180mm	• 1 x 1/4" Dr. Sliding Bar	• 9 x Hex Keys: 1.5-2-2.5-3-4-5-6-8-10mm
• 3 x Saw Blades	• 3 x Carpenter's Pencils	• 9 x Torx Set: T10-15-20-25-27-30-40-45-50
• 1 x Knife 18mm	• 1 x Try Square 250mm	• 1 x 1/2" Dr. 72 Teeth Quick Release Ratchet Handle
• 1 x Level 400mm	• 1 x 1/2" Universal Joint	• 1 x 1/4" Dr. 72 Teeth Quick Release Ratchet Handle
• 1 x Crimping Tool	• 1 x Measuring Tape 3m	• 12 x 1/4" Dr. Sockets: 4-4.5-5-5.5-6-7-8-9-10-11-12-13mm
• 10 x Blades 18mm	• 30 x Terminals in Plastic Box	• 12 x 1/2" Dr. Sockets: 10-11-12-13-14-15-17-18-19-20-22-24
• 1 x 3-Way Adaptor	• 1 x Water Pump Plier 250mm	• 1 x Adjustable Wrench - MAX working open distance 29mm

©ACDC Dynamics

TOOL KITS

Tool Kit with spot-light and red/ amber blinking light c/w car plug. Uses 4 x size 'C' batteries (not included)







Code	PL-8985	SB210120	SB210123
	13 Pieces	39 Pieces	48 Pieces





Telecoms Tool Kit



Kit Includes:
- RJ11/45 Crimping Tool
- RJ11, 12, 45 connectors
- Network cable tester
- Cable stripper
- Impact insertion tool

Code	SB210112	SB003017	ZD-922B
	63 Pieces	10 Pieces	

ELECTRONIC TOOL KITS

Nylon Tool Bag









Code	ZD-963	ZD-902	ZD-906	ZD-907

MECHANICAL TOOLBOX



85 Piece Kit in 5 Tray Cantilever Box

Code	TOOT2631

- 1 x ½" Sliding T Bar
- 18 pc ½" Sockets : 8, 10, 11, 12, 13, 14, 15, 16, 17, 18, 19, 20, 21, 22, 24, 27, 30, 32mm
- 1pc Universal Joint ½"
- 1pc Extension bar 125mm
- 1pc ½" H handle
- 1pc Ratchet ½"
- 7 Pc Combination Screwdriver: Slotted: 3.2*75mm, 4*100mm, 6x100mm, 8x150mm Phillips: PH1*75mm, PH2*100mm, PH3*150mm
- 12 Pc Combination Spanner: 8,10,11,12,13,14,15,16, 17,18,19,22mm
- 1 x 10" Water Pump Pliers
- 1 x 10" Vice Grip
- 1 x Tape Measure 5m x 19mm
- 1 x Combination Plier 180mm
- 1 x Side Cutter 160mm
- 1 x Long Nose Plier 160mm
- 2 x Spark Plug Sockets:16,21mm
- 1 x Trimming Knife + 5 Pc Blades
- 1 x 9Pc Allen Key Set : 1.5, 2, 2.5, 3, 4, 5, 6, 8, 10mm
- 1 x 9Pc Torx Key Set: T10, 15, 20, 25, 27, 30, 40, 45, 50
- 10pc BITS: SL3, SL4, SL5, PZ1, PZ2, PH1, PH2, PH3, T10, T15 + Handle

©ACDC Dynamics

TOOL KITS 1000V

	1000V 10 Pc Electrician Tool Set + Carry Bag (VDE)	1000V 12 Pc Electrician Tool Set + Carry Bag (VDE)	1000V 31 Pc Electricians Back Pack (VDE)	13pc Screwdriver Set
		 Multimeter not included		NEW  All in one driver set with clip on handle
Code	**V10-010**	**V10-012**	**BT-032**	**SB0607243**
Description	• 5Pcs Electrician Screwdrivers VDE 1000V: - PH0 x 60, PH1 x 80, PH2 x 100 - Slotted 4 x 100mm, 6.5 x 150mm • 1Pc Long Nose Plier 150mm VDE 1000V • 1Pc Side Cutter 150mm VDE 1000V • 1Pc Wire Stripper 150mm VDE 1000V • 1 Roll Insulation Tape 10m • 1Pc Voltage Tester / Screw Driver 140mm	• 5Pcs Electrician Screwdrivers VDE 1000V: - PH0x60, PH1x80, PH2x100 - Slotted 4x100mm, 5.5x125mm • 1Pc Long Nose Plier 150mm VDE 1000V • 1Pc Side Cutter 150mm VDE 1000V • 1Pc Wire Stripper 150mm VDE 1000V • 1Pc Stripping Tool 200mm • 1Pc 7 LED Head light • 1 Roll Insulation Tape 10m • 1Pc Voltage Tester / Screw Driver • Carry Bag 400 x 230 x 285mm	• 150mm Cable Cutter VDE 1000V • 160mm Wire Stripper VDE 1000V • 160mm Long Nose Pliers VDE 1000V • 200mm Combination Plier VDE 1000V • 180mm HD Side Cutter VDE 1000V • 7Pc Screwdriver Set VDE 1000V • 250mm Groove Joint Plier VDE 1000V • 7Pcs Allen Key Set • 300mm Groove Joint Plier • 220mm HD uninsulated crimper • Headlight 7 x White LED 3/stage • SW8 Socket Wrench Screwdriver • 200mm Insulated Shifting Spanner • WAK2 Utility Knife • 5m Measuring Tape • 250mm Vice Grips • 150mm Mini Hacksaw • 300mm BP Ballpen Hammer	• 4 x Slotted Screwdrivers: - 1.2 x 6.5 x 100mm - 1 x 5.5 x 100mm - 0.8 x 4 x 100mm - 0.5 x 3 x100mm • 2 x Phillips Screwdrivers: - PH2 x 100mm - PH1 x 80mm • 2 x Pozidrive Screwdrivers: - PZ2 x 100mm - PZ1 x 80mm • 1 x Single Pole Voltage Tester • 1 x Clip-on Screwdriver handle

1000V TOOL KITS

NEW









Wera Zyklop VDE Ratchet Set with 3/8" Drive

Individually tested as per IEC60900 at 10,000V for safe working at the approved voltage of 1.000V
- Slim design to enable work in confined spaces.
- Fine tooth mechanism with 80 teeth for a return angle of only 45°.
- The ball lock ensures sockets and accessories are securely fitted, providing increased safety during operation.

VDE Socket Set c/w Ratchet

Code	5004970001
Description	17Pcs VDE Insulated Ratchet Set - 3/8" - 1 x Ratchet - 1 x Short Extension - 1 x Long Extension - Sockets: 6, 7, 8, 9, 10, 11, 12, 13, 14, 15, 16, 17, 18, 19

Insulated Reversable Ratchet

Code	5004966001
Description	3/8" x 222mm Ratchet

Insulated Long Extension

Code	5004965001
Description	3/8" x 166mm

Insulated Short Extension

Code	5004964001
Description	3/8" x 91mm







Individual VDE Insulated Sockets

Code	Description
5004950001	6mm x 46mm 3/8" Socket
5004951001	7mm x 46mm 3/8" Socket
5004952001	8mm x 46mm 3/8" Socket
5004953001	9mm x 46mm 3/8" Socket
5004954001	10mm x 46mm 3/8" Socket
5004955001	11mm x 46mm 3/8" Socket
5004956001	12mm x 46mm 3/8" Socket
5004957001	13mm x 46mm 3/8" Socket
5004958001	14mm x 46mm 3/8" Socket
5004959001	15mm x 46mm 3/8" Socket
5004960001	16mm x 46mm 3/8" Socket
5004961001	17mm x 46mm 3/8" Socket
5004962001	18mm x 46mm 3/8" Socket
5004963001	19mm x 46mm 3/8" Socket

©ACDC Dynamics

HAND TOOLS

Tool - Check Plus



W-TC-PLUS/37

- 8790 HMA Sockets 1 x 5.5, 1 x 6.0, 1 x 7.0, 1 x 8.0, 1 x 10.0, 1 x 12.0, 1 x 13.0
- 851/1 TZ PH : 2 x PH1, 3 x PH2, 1 x PH3
- 855/1 TZ PZ : 1 x PZ1, 3 x PZ2, 1 x PZ3
- 867/1 TZ Torx: 1 x Tx10, 1 x Tx15, 1 x Tx20, 1 x T25, 1 x Tx30, 1 x Tx40
- 867/1 TZ Torx BO: 1 x Tx10, 1 x Tx15, 1 x Tx20, 1 x T25, 1 x Tx30
- 840/1 Z HexPlus: 1 x 3.0, 1 x 4.0, 1 x 5.0, 1 x 6.0, 1 x 8.0
- 800/1 TZ Slotted: 1 x 1.0 x 5.5

BlackLaser Multicolour L-Key Set Metric



W-950SPKL/9

Colour coded sleeves for easy recognition, HEX-Plus, Ball-end Hexagon on Long arm.

- 1 x 1.5 x 90
- 1 x 2.0 x 101
- 1 x 2.5 x 112
- 1 x 3.0 x 123
- 1 x 4.0 x 137
- 1 x 5.0 x 154
- 1 x 6.0 x 172
- 1 x 8.0 x 195
- 1 x 10.0 x 224

Kraftform Kompakt VDE 60i



W-KK-VDE/16

16pc set in Folding Textile Pouch
Interchangable Blades 154mm long

- 1 x PH1, 1 x PH2
- 1 x PZ1, 1 x PZ2
- 1 x PZ/S1, PZ/S2
- 1 x TX10, 1 x TX15, 1 x TX20, 1 x TX25
- 1 x 0.4 x 2.5, 1 x 0.6 x 3.5, 1 x 0.8 x 4.0, 1 x 1.0 x 5.5
- 1 x 0.5 x 3.0 x 70 Voltage Tester

Kraftform 6Pcs Set



W-10001/6

	0 .60 x 3.5 x 75
	0 .80 x 4.0 x 100
	1 .20 x 6.5 x 125
	1 .20 x 8.0 x 150
PH	No.1 x 80
PH	No.2 x 100

Kraftform Classic 6Pcs Set



W-1734/6

	0 .60 x 3.5 x 75
	0 .80 x 40 x 100
	1 .20 x 6.5 x 125
	1 .20 x 8.0 x 150
PH	No.1 x 80
PH	No.2 x 100

Kraftform 8Pcs Set



W-10008/8

	2.5 x 75
	3.0 x 80
	4.0 x 100
	5.5 x 125
	6.5 x 150
	8.0 x 175
PH	No.1 x 80
PH	No.2 x 100

Kraftform Classic 8Pcs Set



W-1734/8

	2.5 x 75
	3 x 80
	4 x 100
	5.5 x 125
	6.5 x 150
	8 x 175
PH	No.1 x 80
PH	No.2 x 100

Kraftform 11Pcs Set



For TORX Screws

W-6334/11

T6	T20
T7	T25
T8	T27
T9	T30
T10	T40
T15	

VDE Kraftform Comfort 6Pcs Set



W-1062I/6

	0.4 x 2.50 x 80	PH	No.1 x 80
	0.60 x 3.5 x 100	PH	No.2 x 100
	0.80 x 4.0 x 100		
	1.00 x 5.5 x 125		
	1.20 x 6.5 x 150		
	1.60 x 8.00 x 200		

Kraftform Plus 395 Hollow Shaft Nutdriver

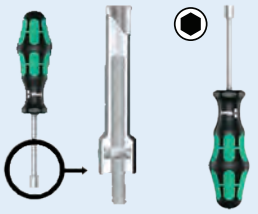

For Hexagon Bolts, Screws & Nuts. Allows for screws with Long Thread.

Code				Nut/Screw Size
W-395-HO-5.5	5.5mm	70mm	98mm	M3
W-395-HO-7	7mm	80mm	105mm	M4
W-395-HO-8	8mm	80mm	105mm	M5
W-395-HO-10	10mm	80mm	105mm	M6
W-395-HO-13	13mm	90mm	112mm	M8

©ACDC Dynamics

HAND TOOLS 1000V



Slotted Electrical Screwdrivers 1000V (VDE)

Code	mm	mm	mm	Code	mm	mm	mm
VJF-258-1	2.5	80	160	VJF-258-5	6.5	150	258
VJF-258-2	3.5	75	155	VJF-258-6	3.0	100	197
VJF-258-3	4.0	100	197	VJF-258-7	8.0	150	267
VJF-258-4	5.5	125	233	VJF-258-8	8.0	200	317

Philips Electrical Screwdrivers 1000V (VDE)

Code	size	mm	mm	Code	size	mm	mm
VJF-258-9	0	75	155	VJF-258-12	2	100	197
VJF-258-10	1	80	177	VJF-258-13	3	150	258
VJF-258-11	1	100	197				

Pozidrive Electrical Screwdrivers 1000V (VDE)

Code	size	mm	mm	Code	size	mm	mm
VJF-258-14	0	75	155	VJF-258-17	2	100	197
VJF-258-15	1	80	177	VJF-258-18	3	150	258
VJF-258-16	1	100	197				





VFL-2105



VFL-2234

Insulated Screwdriver Sets 1000V (VDE)

12 Piece VDE Tool Set

Code	mm	mm	mm	size	mm	mm
V10-4005	3.5	75	155	0	75	155
	4.0	100	197	1	80	177
	5.5	125	233	2	100	197

Kit Includes
VDE Wire Stripper
VDE Long Nose pliers
VDE diagonal Cutter
VDE Combination Pliers
(150mm each)

Screwdriver - Includes Testing Function 100-250VAC. c/w 2 x Testers, 100-250VAC

6 Piece Kit

Code	mm	size	mm	mm
VFL-2105	2.5		75	140
	3.5		75	160
	4		100	200
	5.5		125	236
		1	80	180
		2	100	200

Screwdriver - Includes Testing Function 100-250VAC c/w 1 x Tester, 100-250VAC, 140mm

8 Piece Kit

Code	mm	size	mm	mm
VFL-2234	3.5		75	160
	4		100	200
	5.5		125	236
	6.5		150	258
		0	75	160
		1	80	180
		2	100	200

Screwdriver - Includes Testing Function 100-250VAC c/w 1 x Tester, 100-250VAC, 140mm

	Combination Pliers	Long Nose Pliers	Bent Nose Pliers	Side Cutters
• 1000V VDE • Chrome Vanadium Steel • Micro Finish • Bi-material TPR Handle				
Code (150mm) 6”	V10-2105	V10-2108	V10-2113	V10-2110
Code (180mm) 7”	V10-2106	–	–	V10-2115
Code (200mm) 8”	V10-2107	V10-2109	V10-2114	–

	Wire Stripper	Roundnose Pliers	Flatnose Pliers	Waterpump Pliers	Insulated Linesman Pliers
					
Code (150mm) 6”	V10-2112	V10-2118	V10-2117	–	1000V - with integrated crimper
Code (250mm) 9”	–	–	–	V10-2116	10-2207 (250mm)

©ACDC Dynamics

HAND TOOLS

Hammers & Mallets

Claw Hammer



566gram **SB203016**

Fully polished with plastic coated handle

Ball Hammer



440gram **SB203162-16**

672gram **SB203162-24**

Fully polished with plastic handle

Rubber Mallet



440gram **SB203541-16**

672gram **SB203541-24**

With fibreglass handle

Two Way Mallet



35mm Ø **SB203591-35**

45mm Ø **SB203591-45**

With fibreglass handle

Stone Hammer



1kg **ARK-146301-1**

2kg **ARK-146301-2**

Drop forged

Cold Chisels



B15013	B25025
13 x 150mm	25 x 150mm



ARK-255213

19 x 200mm, with Hand Protector

Wrecking Bar



B450WB	B600WB
450 x 19mm	600 x 19mm

Tommy Bar



B450TB	B600TB
450 x 19mm	600 x 19mm

Center Punch



3210030K	3210050K
3 x 120mm	5 x 120mm

Punch Sets



YT-6855	YT-6863
9pcs, Numbers	27pcs, Letters

Tubular Hacksaws

3Pc File Set



SB208863

200mm (8")
flat, round, half round

Oval Tubular Hacksaw Frame



SB208101

With aluminium handle
250-300mm

Square Tubular Hacksaw Frame



SB208172

With aluminium handle and soft grip 300mm (12")

Spare Hacksaw Blades



SB208311

12 Pieces
300mm (12")

Junior Hacksaw



ARK-243111-6

All Aluminium 6"

Spare Junior Hacksaw Blades



TOOH860

12 Pieces
6" Blades

Cable Tie Tensioners



HS-600A

Cable Tie Gun for tensioning and auto cutting for ties 2.5-4.8mm



TG-100

Cable Tie Gun for tensioning and manual cutting for ties 2.5-4.8mm



Suction Lifters

Code	Description	Carrying Capacity
BM1760	1 Cup suction disc	30kg
BM1770	2 Cup suction discs	60kg
BM1761	Spare suction disc	—

Cup Size: 120mm Ø

Plastic Tape Dispenser



HL5041

For use with packaging tape

Silicon/Caulking Gun



SB257803

Rubber grip to prevent slipping

©ACDC Dynamics

UTILITY KNIVES & SETS

Heavy Duty Blades	Folding Knife	Utility Knife	3pc Utility Knife Set	Snap-off Knife	Snap-off Blades
					
F4030TK1B/H5 (5Pcs) **F4036TK1B/H20** (20Pcs) **F4031TK1B/H100** (100Pcs) Made in Sheffield, England	**F4004TK7** With Belt Clip & Blade Included	**SB215009** Zinc Alloy, 3 Blades in Handle, Retractable **SB215152** (10Pc) Spare Blades	**SB215162** Large Snap-off Knife, Small Snap-off Knife, Heavy Duty Utility Knife	**F4001TK5** (18mm) **SB215120** (9mm) Adjustable Utility Knife with Snap off Blades	**F7748TK6B** (18mm) **SB215153** (9mm) Spare Blades

HAND TOOLS

	Shifting Spanners	Water Pump (Gas) Pliers	Vice Grip (Curved Jaw)
			
Code (125mm) 5”	–	–	HT10-4026
Code (180mm) 7”	–	–	HT10-4027
Code (200mm) 8”	HT12-1062	HT10-5531	–
Code (254mm) 10”	HT12-1063	–	HT10-4028
Code (300mm) 12”	HT12-1064	HT10-5534	–

Mini Pliers • Bi-Material TPR Handle (soft rubber)

	Electronic Side Cutter	Long Nose	Bent Nose	Flat Nose	Round Nose
					
Code	HT10-3069	HT10-3061	HT10-3062	HT10-3063	HT10-3064
Desc.	130mm	128mm	128mm	115mm	101mm

	Diagonal Cut	End Cut	Linesman	Needle Nose
				
Code	HT10-3065	HT10-3066	HT10-3067	HT10-3068
Desc.	101mm	101mm	115mm	153mm

©ACDC Dynamics

HAND TOOLS

Spanners • Material: Chrome Vanadium Steel

Combination Spanner



Size mm	Code	Size mm	Code
6	HT12-4206	19	HT12-4219
7	HT12-4207	20	HT12-4220
8	HT12-4208	21	HT12-4221
9	HT12-4209	22	HT12-4222
10	HT12-4210	23	HT12-4223
11	HT12-4211	24	HT12-4224
12	HT12-4212	25	HT12-4225
13	HT12-4213	26	HT12-4226
14	HT12-4214	27	HT12-4227
15	HT12-4215	28	HT12-4228
16	HT12-4216	29	HT12-4229
17	HT12-4217	30	HT12-4230
18	HT12-4218	32	HT12-4232

Double Open Ended Spanner



Size mm	Code	Size mm	Code
6 – 7	HT12-6206	20 – 22	HT12-6220
8 – 9	HT12-6208	21 – 23	HT12-6221
10 – 11	HT12-6210	22 – 24	HT12-6222
12 – 13	HT12-6212	25 – 28	HT12-6225
14 – 15	HT12-6214	27 – 29	HT12-6227
16 – 17	HT12-6216	30 – 32	HT12-6230
18 – 19	HT12-6218		

Pipe Wrench 9"

Code: SB137803-9



Screwdriver Bit

HSB-PH2/5MM



1/4"x PH2x50mm

Spanner & Allen (Hex) Key Sets

8pc Aluminium Frame Folding Tool

Metric Type
1.5, 2, 2.5, 3, 4, 5, 6, 8



FLH-0057

Torx
T9,T10,T15,T20,T25,T27,T30,T40



FLH-0056

30Pc

0.028-3/8", 0.7-10mm Flat End



SB202403

9Pc

1.5-10mm, Chrome Plated



SB202407

Ball Point

9 pieces
1.5 - 10mm



SB233157

Ratchet Combination Wrench

Code	Size mm
SB133211-8	8
SB133211-10	10
SB133211-13	13
SB133211-15	15
SB133211-17	17
SB133211-19	19



72 Tooth ratchet needs only 5˚ of movement to turn a fastener

9Pc Ratchet Wrench Set

Code: SB133249



72 Tooth ratchet needs only 5˚ of movement to turn a fastener 8, 10, 11, 12, 13, 14, 16, 17, 19mm

9Pc Spanner Set

SB202102

9Pc Combination Spanner Set 7, 8, 10, 11, 12, 13, 16, 17, 19mm



6Pc Spanner Set

SB202106

6Pc Double Open Ended Spanner Set 6+7, 8+9, 10+11, 12+13, 14+15, 16+17mm



7Pc Spanner Set

TSS-7-8/19

7Pc Piece Tube Spanner Set 8x9 10x11 12x13, 14x15, 16x17, 18x19mm



Metric Socket Wrench Kit



22MRA-CV-S

Kit Includes: • 16pcs 1/2" Dr. Sockets: 10-19, 21-24, 27, 30, 32mm
• 2Pcs 1/2" Dr. extentions 3" x 5"
• 1Pcs 1/2" Dr. x 3/8" Adapter
• 1Pcs 1/2" Dr. Universal joint
• 1Pcs 1/2" Dr. (F) Rachet handle

Screwdriver Kits



SB156237

16 Piece precision screwdriver set



CT-2016

Screw driver set

31 Piece Screwdriver Bit Set



SB157243

Phillips, Flat, Torx and Hex

Nutdriver Kit - 7 Pieces



SB154115

Sizes: 5, 6, 8, 10, 11, 12, 13
Length: 245mm

©ACDC Dynamics

HAND RIVETERS



- High grade aluminium die cast housing with drop-forged carbon steel upper handle.
- Steel and jaw case are made of chromed, hardened steel plate.
- Carbon steel forged housing and handle with powder coated surface.
- Jaw and jaw case are made of chromed, heat treated steel.
- Designed for industrial use.
- Lever design reduces physical strength for all rivet sizes.
- The three-jaw design can provide better performance with only a change of nose nozzle.

Code	Length (mm)	Rivet Setting Capacity
HR705	265	Up to 4.8mm (3/16") for all materials
HR702	255	Up to 4.0mm (5/32") for all materials and 4.8mm (3/16") for aluminium
HR710	300 Closed/810 Open	Up to 6.4mm (1/4") for all materials
HR720	430	Up to 4.8mm (3/16") for all materials

BLIND RIVETS

Aluminium Rivets with Steel Mandrels





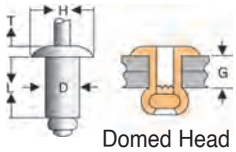

Domed Head

Code	Length	Grip Range	Diameter	Hole Size (mm)	Head Dia	Head Thickness	Standard Strength N. (min.)	
	L	G	D		H	T	Shear	Tensile
AS3.2-8-*	8	3-5	3.2mm	3.3-3.4mm	5.8-6.5	1.2	535	650
AS3.2-10-*	10	5-7						
AS3.2-12-*	12	7-9						
AS4-6-*	6	1.5-2.5	4.0mm	4.1-4.2mm	7.0-8.0	1.5	850	1020
AS4-8-*	8	2.5-4.5						
AS4-10-*	10	4.5-6.5						
AS4-12-*	12	6.5-8.5						
AS4-14-†	14	8.5-10.5	4.8mm	4.9-5.0mm	8.5-9.5	1.6	1160	1420
AS4-18-†	18	12.5-14.5						
AS4.8-10-†	10	4-6						
AS4.8-12-†	12	6-8						
AS4.8-14-†	14	8-10						
AS4.8-18-†	18	12-14						

Add quantity to code:* **1000** (box packed),**100** (packed in polybag for retail). † **500** (box packed), **100** (packed in polybag for retail).

DIN RAIL CUTTER

	Guillotine	Dies		Support Guide	
					
Code	**BM2691**	**BM269112**	**BM269113**	**BM26912**	**BM269122**
	Cutter & puncher for rails EN 50035, EN 50022, EN 50045. Designed for extremely rapid, precise and safe cutting & punching of standardised metal frame profiles.	For rail DIN35(DR35) 7.5mm 	For rail DIN35(NS35/15) 15mm 	Support Guide for BM2691	Support Guide for rail 7.5 & 15mm

©ACDC Dynamics

SOLDERING IRONS



Soldering Irons

Code	Description	Spare Tips
Z88-2026	30W mains Soldering Iron	Z79-2120
Z88-2028	50W mains Soldering Iron	Z79-2320
ZD-715L-100W	100W mains Soldering Iron	Z79-8504
ZD-715L-200W	200W mains Soldering Iron	Z79-8506
Z89-2934	48W station type Soldering Iron 160°C-480°C digital Spare Element **Z79-201B**	Z79-1146 Z79-1156
Z89-2926	48W station type Soldering Iron 150°C-420°C Spare Element **Z79-201B**	Z79-1146 Z79-1156
Z78-201B	Spare Heater Element for Iron **Z89-2934** & **Z89-2926**	–
Z88-201B	Spare Iron for **Z89-2934** & **Z89-2926**	–

Solder Spools

SN60% PB40%



500g rolls

SSA08500	Ø0.7mm
SSA10500	Ø0.90mm
SSA12500	Ø1.25mm
SSA20000	Ø2.0mm

Code	SH-827	SH-814B	SH-60	TAURUS-107	TAURUS-558
				Solder pot lead free Adjustable Temp: 200-600˚C 	Solder pot lead free Adjustable Temp: 200-600˚C 
	Solder Sucker	50W Soldering Iron stand	50W Electric Solder Sucker	Power: 500W Pot dimensions: 100 x 70 x 45mm Capacity: 2.3kg	Power: 250W Pot dimensions: 55 x 55 x 45mm Capacity 1.2kg
	T-1 Spare Tip		**SH-60H** Spare element		

GAS POWERED HEAT TOOLS

All models use Butane gas







Code	ES-720TH	ES-650SI	Kit includes: ES-650KB
Gas Capacity	19ml	8ml	• Cordless butane powered soldering iron • 3.2mm Chisel tip • 4.5mm Diagonal tip • Hot knife tip • Heat blower tip • Deflector tip • Sponge • Soldering wire
Operating Time	Up to 90min	Up to 80min	
Temperature	Up to 1300˚C	± 210 - 400˚C	
Features	Portable heavy-duty torch	Cordless butane powered soldering iron/heat tool	
Size	210 x 60 x 135mm	180 x Ø24mm (with cap)	

Accessories

	Code	Description
	L-016	*Conical 1.6mm*
	L-024	*Conical 2.4mm*
	L-124	*Chisel 2.4mm*

*Accessories included with **ES-720KB***

	Code	Description
	L-132	*Chisel 3.2mm*
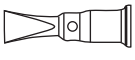	L-1105	*Chisel 10.5mm*
	L-230	*Diagonal 3.0mm*
	A-BR	*Burning room*

	Code	Description
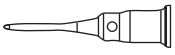	L-310	*Hot knife*
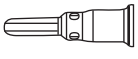	L-311	*Hot knife*
	L-510	*Heat blower*
	L-610	*Heat deflector*

©ACDC Dynamics

CABLE & WIRE STRIPPING TOOLS



Code	STRIP-2
	2-level stripping of all coaxial cables of 4.8 - 7.5mm outer Ø **Performance Range:** Coaxial 4.8 - 7.5mm Ø Cabtyre 4 x 0.75mm² Flexible cables 1.5mm² - 16mm²



Code	STRIP-3
	As per **STRIP-2** with built-in side cutter



Code	STRIP-400
	This tool allows circular and horizontal stripping and needs no adjustment of cutting depth. Range: Flex Cables: 4 - 13mm Ø. Solid Conductors: 0.5 - 6mm². Multi-level of coaxial cables: 4 to 8 mm Ø. Built in side-cutter.



Code	STRIP-5
	• Automatic wire stripper for all common stranded and solid conductors of 0.2 - 6.0 mm² • Adjustable length stop of 5 - 12mm (removable if required) • Easily accessible built-in side cutter for max 2mm Ø



Code	STRIP-7-FLAT	STRIP-7
	Flat Cables: Cable and wire stripping of two or three core flat cables with PVC insulation from 0.75mm² to 4.0mm. **Round Cables:** Cable and wire stripping of flexible cables in a range of 0.5mm² to 16.0mm². Solid conductors from 0.5mm² to 10mm². **Spare Blade: STRIP7-BLADE** (Round)	



Code	STRIP-300 (Duo - strip/crimp)
	Three tools in one: Wire Stripper for inner insulations from 0.5 - 6mm²; Crimping of bootlace terminals with two crimping ranges: 0.75mm² - 1.5mm² and 2.5mm² - 6.0mm² as well as built-in side cutter for max. 6.0mm²



Code	STRIP-SOLARMINI
	• Stripping depth stop • Compact wire stripper designed for the solar industry • Suits 1.5-Ø6mm • Side blade cutter



Code	STRIP-5-SOLAR-PRO
	Strip all common solar cables from 1.5-25mm ensures excellent precision & accuracy, the blade of the stripper easily removes multi-layer rubberised insulation. Integrated side cutter suitable for copper & aluminium conductors up to 3mm diameter



Code	STRIP-7-SOLAR
	An automatic wire stripper for all common round cables used in solar engineering. Precise adjustment allows easy removal of multiple insulation layers of solar cables from 1,5-6mm².



Code	STRIP4-28H
	Both circular and longi-tudinal cuts are possible due to a self-turning strip-ping blade. Accurate, fast and safe stripping of all common round cables of 4 - 28mmØ.



Code	STRIP-428V
	Same as **STRIP4-28H**, plus: Cable connections, sockets, fuses, circuitry, connecting boxes, lamps and fairy lights etc. can be safely tested for AC voltage by an integral electric potential field sensor. No current flow is required.



Spare Blade
STRIP4-BLADE

Code	STRIP-428
	Same as **STRIP4-28H**, plus: This is the first cable stripper of its kind which has an additional hook blade that can be retracted into the tool & be fixed in both positions.



- Cable stripper for accurate fast and safe stripping of common round cables 4 - 28mmø.
- Variable adjustment of cutting depth with adjusting wheel with no damage to the inner conductors
- Automatic adjustment for circular or longitudinal cuts through turnable blade
- Additional function: stripping of conductors for all common flexible and solid conductors 0,5mm² - 6.0mm²

Code	STRIP-S428-M



- 12 Piece retail counter display stand c/w 12 pieces of **STRIP-S428-M**

Code	STRIP-S428/12-M





Round Cable Stripper
For all round cables of 8 - 13mm (e.g. 3 x 1.5mm² up to 5 x 2.5mm²)



Stripper
For all common stranded and solid conductors of 0.5mm² to 6.0mm²



Coax Stripper
Two- or three-level stripping of all common coaxial cables fo 4.8 to 7.5 mm outer Ø.



Built in side cutter
For PVC-insulated round cables of max 9mm²



Second bit inside the handle



Voltage tester
110 - 250V



Two turnable bits
1.PZ1 ⊗ 3.5 x 0.6mm ⊘
2.PZ2 ⊗ 4.0 x 0.8mm ⊘

Code	STRIP-500

©ACDC Dynamics

CABLE & WIRE STRIPPING TOOLS



Professional Cable Stripping Starter Kit

Code	PRO-STARTER

All standard cable types can easily be stripped and dismantled using the tools in the kit

STRIP-428: The cable stripper allows precise, quick and safe stripping of all standard round cables with a diameter between 4 and 28millimeters. Comes with retractable hook blade.

STRIP-5: Automatic Wire Stripper. Precise work with adjustable length stop (5 - 12mm). Side cutter up to 2mm diameter.

STRIP-13: For all standard round cables diameter 8 - 13mm. Flush stripping, even in hard to reach places.

STRIP-2: Two-level stripping of all common coaxial cables.



SB201422

Wire Stripper for cables 0.5-4mm²



SB201426

Wire Stripper for cables 6-16mm² 0.75-6mm²



SB201009

For wire 0.5-6.0mm²



LY-700A

For wire 0.5-2.0mm²

LY-700B

For wire 1.0-3.2mm²



LY-700D

For wire 0.5-6.0mm²

CRIMPING TOOL KITS

YS-03CO-1A



Code	YS-03C0-1A

For boot-lace insulated ferrules 300pcs (0.5-4.0mm²) c/w Tool type **YS-03C0**

Y-190



151pcs Mixed Insulated Lugs c/w Tool type **KH-502** — **Y-190**

Y-202 Y-200



120pcs Mixed Insulated Lugs — **Y-202**

300pcs Mixed Insulated Lugs — **Y-200**

Code	HT-914A

Data Socket Insertion Tool

For data socket use on 66 & 110/88 type connectors



Multipurpose Tool — **KH-502**



45pcs Mixed Insulated Lugs c/w Terminal Crimp and Wire Stripper — **SB201437**



BOOT LACE / LUG KITS

Kit for Insulated Lugs



Code	BM00411

Kit Includes **Tool: BM534**

Red 1.5mm² Insulated :
4mm Ring - 100pcs;
4mm fork - 100pcs;
5mm Ring - 100pcs;
10mm Pin - 100pcs;
Ferrules - 100pcs;
6.3mm female disc. - 100pcs;
6.3mm male disc. - 100pcs

Blue 2.5mm² Insulated:
4mm Ring - 100pcs; 4mm fork - 100pcs;
5mm Ring - 100pcs; 10mm Pin - 100pcs;
Ferrules - 100pcs;
6.3mm female disc. - 100pcs;
6.3mm male disc. - 100pcs;
6.3mm insulated female disc - 50pcs

Yellow 4-6mm²
5mm Ring - 50pcs; Ferrules - 50pcs; 6mm Ring - 50pcs

Kit for Boot-Lace Ferrules



BM00412

Kit Includes **Tool: BM541**

Bootlace Ferrules Single:
0.75mm² white 500pcs;
1mm² yellow 500pcs;
1.5mm² red 500pcs;
2.5mm² blue 250pcs;
4mm² grey 200pcs;
6mm² black 100pcs;
10mm² ivory 50pcs;
16mm² green 50pcs

Bootlace Ferrules Double:
2 x 0.75mm² white 200pcs;
2 x 1mm² yellow 200pcs;
2 x 1.5mm² red 200pcs;
2 x 2.5mm² blue 100pcs;
2 x 4mm² grey 100pcs;
2 x 6mm² green 50pcs

©ACDC Dynamics

CRIMPING TOOLS

Professional Tools Code BM Type	Description	Economy Tools Code
BM534	For insulated lugs (red, blue, yellow)	LY-03C
BM537 (0.5-4.0mm²)	For insulated boot-lace ferrules	LY-04WF (0.5-6.0mm²)
BM539	For insulated boot-lace ferrules (6-16mm²) For insulated boot-lace ferrules (10-35mm²)	LY-16WF LY-35WF
BM531	For non insulated auto lugs (0.5-6mm²)	LY-03B
BM535 (0.5 - 10mm²)	For non insulated lugs	KH-16 (1.25-16mm²) KH-22 (5.5-25mm²)
–	Hex hand crimp for non insulated lugs	HX-16 (6-16mm²) HX-26B (6-25mm²) HS-05H (1.5-25mm²)
BM543	For coaxial connectors for cable RG58-59-62-6	HS-02H
BM53816 (0.08 - 16mm²)	For insulated boot-lace ferrules	HSC8-6-4 (0.25 - 6mm²) HSC8-6-6 (0.25 - 6mm²) HSC8-16-4 (4 - 16mm²)
BM549	Crimping tool for RJ11, RJ12, RJ45	ZD-501006

BM523

Code	Description
BM524	Uninsulated Terminals 0.5-10mm²
BM525	Uninsulated Terminals 2.5-16mm²
BM526	Uninsulated Terminals 6-35mm²
BM527	Bootlace Terminals 25 - 35 - 50mm²
BM523	Uninsulated terminals 10-120mm²

NEW

Wago Bootlace Crimper

Code	Description
206-1204	0.25-4.0mm²
206-1216	6-16mm²
206-1225	10-25mm²

CT-80

HX-50B/150BX & HX-245B

Hand Crimping Tools - For uninsulated lugs

CT-80	Crimping tool with movable & revolving dies 8-80mm²
HX-50B	Hex crimping tool with movable & revolving dies 6-50mm²
HX-150BX	Hex crimping tool with movable & revolving dies 25 - 150mm²
HX-245B	Hex crimping tool with movable & revolving dies 70-240mm²
MT-120	Heavy Duty Point Crimping Tool 16 - 95mm²

MT-120

BM5345

ZD-922A

Crimping Tool Kit - with exchangeable dies

Code	BM5345	ZD-922A
	Complete Kit in a carry case for the following applications: • Insulated Terminals 0.25-6mm² • Boot Lace Terminals 0.5-4mm² • Boot Lace Terminals 6-16mm² • Barrel Open Terminals 0.5-6mm² • Uninsulated Terminals 0.5-10mm²	Complete Kit in a carry case for the following applications: • Insulated Terminals 0.25-6mm² • Boot Lace Terminals 0.5-16mm² • Crimping of uninsulated terminals up to 10mm² • Coaxial Crimping

©ACDC Dynamics

BM HYDRAULIC TOOLS

	Hydraulic Press - 3-in-1 Kit	Crimp Tool + Case	Cable Cutting Head	Chassis Punch Head	Hydraulic Crimp Tool Kit (50Kn)
					 BM1824 (Kit c/w Dies)
Code	**BM200**	**BM200PA**	**BM200T**	**BM200F**	**BM182P** (Tool Only)
Cable Size	10-185mm²	10-185mm²	Cutting Capacity:	Punching Capacity:	10-240mm²
Output	50kN	50kN	• Alu/Cu Cable 32mmØ	• Cut-out Round 65mmØ	50kN
Dies	10-185mm² (**BM182**) Uninsulated Terminals. Also crimps "C" Type terminals.	Order **BM182** dies separately	• Copper Rod 25mmØ • Alu Rod 22mmØ • Steel Rod 16mmØ	• Cut-out Square 50x50mm • Cut-out Rectangle 65 x 38mm Material: Plastic up to 3.0mm, Mild steel 1.5mm	**BM182** Dies for Uninsulated Terminals. Also crimps "C" Type terminals.
Features	Includes **BM200A** Crimping Head, **BM200T** Cable cutter & **BM200F** Punch Headstock, with Case	With Case			With Case

	Mechanical Crimping Tool	Dies For BM582, BM1824, BM182P, BM200	Crimping Headstock
			
Code	**BM582**	**Code Hex** / **Size mm²**	**BM284**
Cable Size	10-150mm²	BM182010 — 10 & 120 BM182016 — 16 & 95 BM182025 — 25 & 70 BM182035 — 35 & 50 BM182015 — 150 BM182018 — 185 BM182024 — 240	10-400mm²
Output	-		120kN
Dies	Order **BM182** dies separately	**Code C-Sleeve** / **Size mm²** BM182210 — 10 BM182225 — 16 - 25 BM182235 — 35	Order **BM184** dies separately
Features	With Case 805 x 220 x 100mm		For use with **BM1600** pump on page 522

Hex Dies For BM284

Code	Size mm²	Code	Size mm²
BM184010	10	BM184012	120
BM184016	16	BM184015	150
BM184025	25	BM184018	185
BM184035	35	BM184024	240
BM184050	50	BM184030	300
BM184070	70	BM184040	400
BM184095	95		

C-Sleeve Dies for BM284

Code	Size mm²	Code	Size mm²
BM184210	10	BM184270	50-70
BM184225	16-25	BM184295	95
BM184235	35	BM184212	120-150

Round Punches (3mm Max)

For Mild Steel



BMT3050



BM301/2

Code	Size mm Ø	Draw Stud	Pilot Hole Ø
BMT1700	17	BM301	11.5
BMT1950	19.5	BM301	11.5
BMT2250	22.5	BM301	11.5
BMT2550	25.5	BM301	11.5
BMT3050	30.5	BM301	11.5
BMT3250	32,5	BM302	17
BMT4000	40	BM302	17
BMT4500	45	BM302	17
BMT5050	50,5	BM302	17
BMT6200	60	BM302	17

Square Punches (3mm Max)

For Mild Steel



BMQ



BM311/2/3/4

Code	Size mm²	Draw Stud	Pilot Hole Ø
BMQ30	30	BM311	19.5
BMQ46	46	BM312	19.5
BMQ68	68	BM313	28.5
BMQ92	92	BM313	28.5
BMQ138	138	BM314	28.5



Manual Draw Stud

BM301/B

HexBolt For
BMT1700-BMT3050

BM302/B

HexBolt For
BMT3025-BMT6200

Round Punches - Stainless Steel



BMTX305

BMX301/2

Code	Size mm Ø	Draw Stud	Pilot Hole Ø
BMTX225	22.5	BMX301	11.5
BMTX305	30.5	BMX301	11.5
BMTX400	40	BMX302	17
BMTX500	50	BMX302	17
BMTX600	60	BMX303	22.5

©ACDC Dynamics

BM HYDRAULIC PUNCHING / CUTTING TOOLS

	Hand Hydraulic Hole Punch	Hydraulic Foot Pump	Cutting Headstock - Guillotine Cutter		Headstock for Punches
					
Code	**BM185**	**BM1600**	**BM288**	**BM289**	**BM265**
	• Guaranteed 700 bar working Pressure • Supplied with Carry Case • Max Punch Size: Round 72mmØ Square 68 x 68mm • See page 521 for Punching Dies	• Quick & Easy Die location with high and low pressure valves, allows for professional finish, due to foot operation. • Pressure 700bar Max. • Fast 2 Speed Operation	85mmØ Max Guillotine for Speed Cutting. Use with **BM1600**	110mmØ Max Guillotine for Speed Cutting. Use with **BM1600**	Max thickness 3mm. Use with **BM1600** & Punching Dies on page 521

HYDRAULIC CRIMPING / CUTTING TOOLS

	Hydraulic Pumps		Crimping Heads		Cable Cutter
	Works with **CYO-0410H** & **SHP-210D** & **CPC-100** 	Works with **CYO-0410H** & **SHP-210D** & **CPC-100** 	Works with **CP-390** & **CFP-800-1** 	Works with **CP-390** & **CFP-800-1** 	Works with **CP-390** & **CFP-800-1** 
Code	**CP-390**	**CFP-800-1**	**CYO-410H**	**SHP-210D**	**CPC-100**
	• Hand-operated hydraulic pump • Internal high pressure protection valve • Max output: 700kgf/cm² /10 000psi • Output range (Psi): 350-10 000 • Oil capacity: 480cc • PT3/8" oil pipe connection	• Foot-operated pump • Internal high pressure protection valve • Max output: 700kgf/cm² /10 000psi • Output range (Psi): 350-10 000 • Oil capacity: 650cc • PT3/8" oil pipe connection	• Cable Size: 35-300mm² • Dies Incl: 35,50, 70, 95, 120, 150,185, 240, 300 • Output (T): 120kN • Ram Stroke: 30mm • For use in & outside DB • Titanium Alloy Construction	• Cable Size: 25-240mm² • Built-in revolving die • Output (T): 120kN • Ram Stroke: 22mm • For use in & outside the DB	• Can cut cable up to Ø 100mm depending on the type of material. Solid copper = Ø 42mm • Output: 7.5T • Length: 570mm • Max oil pressure: 700kgf/cm² (10 000 psi) • PT 3/8" oil pipe capacity • Spare Blade: **CPC-100-BLADE**

	Hydraulic Crimping Tools					Cable Cutter
						
Code	**HP-210D**	**HP-240F**	**CYO-510B**	**YT-22860**	**YT-22862**	**YT-22872**
Cable Size	25-240mm²	25-240mm²	50-400mm²	10-120mm²	16-300mm²	4-20mmØ
Dies incl.	Built-in revolving die	16, 25, 35, 50, 70, 95, 120, 150, 185, 240	50, 70, 95, 120, 150, 185, 240, 300, 400	10, 16, 25, 35, 50, 70, 95, 120	16, 25, 35, 50, 70, 95, 120, 150, 185, 240, 300	-
Output	120kN	50kN	130kN	80kN	180-200kN	130kN
Features	• Rugged heavy duty design • Integrated rotatable head bits ensure no misplaced parts • Audible warning of high/ low pressure • Rotatable head 180°	•Rotatable head 180° •Safety pressure	• Rugged heavy duty design • Insulated fibreglass handles • Auto oil-bypass protection • 2-stage pumping action • Rotatable head 180°	• Open cut design for convenient operation • Quick die change facility. • Supplied with 8pc crimping die set.	• Open cut design for convenient operation • Quick die change facility. • Supplied with 11pcs crimping die set.	• Quick & easy cutting • Strengthened Carbon Steel Blade • Spare blade: **YT22875**

©ACDC Dynamics

BATTERY CRIMPING / CUTTING / PUNCHING TOOLS



Supplied With
- Dies 16, 25, 35, 50, 70, 95,120, 150, 185, 240, 300mm²
- 2 x Batteries + 1 x Charger (230VAC/18VDC)
- 1 Set Spare Cylinder Seals
- 1 Set Spare Safety Valve Seals
- Spare Battery Code: **BZ18/3AH**

Crimping Tool

Code	BZ-300
Crimp Size	16-300mm²
Crimp Force	60KN
Crimps/Charge	300
Stroke	17mm
Battery	18V / 3Ah



Supplied With
- Dies 16, 25, 35, 50, 70, 95,120, 150, 185, 240, 300mm²
- Punch Round 22.5, 25.4, 32.5, 40.5, 50.5, 61.5mm
- 2 x Batteries + 1 x Charger (230VAC/18VDC)
- 1 Set Spare Cylinder Seals
- 1 Set Spare Safety Valve Seals
- 1 x Crimping Adaptor & 1 x Punch Adaptor
- Draw studs 3/4", 7/16" + Spacer
- Spare Blade Code: **BZ600-BLADE**
- Spare Battery Code: **BZ18/3AH**

Crimping / Cutting / Punch Tool

Code	BZ-600UNV
Crimp Size	16-300mm²
Crimp Force	60KN
Crimps/Charge	160
Cuts/Charge	70
Cutting Range	Ø40mm (Cu/AL + Armoured)
Punch/Charge	100
Punching Range	Ø22.5mm - Ø61.5mm
Stroke	42mm
Battery	18V / 3Ah



Supplied With
- Punch/die 22.5, 25.4, 32.5, 40.5, 50.5, 61.5mm
- Draw Studs 1 x 7/16 x 3/4" + 1 x 3/4 x 3/4"
- 2 x Batteries + 1 x Charger (230VAC/18VDC)
- 1 Set Spare Cylinder Seals
- 1 Set Spare Safety Valve Seals
- Spare Battery Code: **BZ18/3AH**

Punch Tool

Code	BZ-12
Punch Size	61.5Ø / 35 x 65mm
Punch Force	120KN
Punch/Charge	180
Stroke	25mm
Battery	18V / 3Ah

CABLE CUTTERS



BM568 BM570 BM571

Cable Cutters for Copper Cable

Code	Description
BM568	For cutting copper cable up to 35mm²
BM5681	For cutting copper cable up to 60mm²
BM570	For cutting copper cable up to 120mm²
BM571	For cutting copper cable up to 240mm²
BM572	For cutting copper cable up to 400mm²



LK-22A



LK-60A



CC-100L



HS-325A/520A

Cable Cutters for Aluminium & Copper Cables

Code	Description
LK-22A	For cutting copper & aluminium cables up to 22mm²
LK-60A	For cutting copper & aluminium cables up to 60mm²
CC-100L	For cutting copper & aluminium cables up to 100mm²
HS-325A	For cutting copper & aluminium cables up to 150mm²
HS-520A	For cutting copper & aluminium cables up to 240mm²
LK-250	For cutting copper & aluminium cables up to 250mm²
LK-500	For cutting copper & aluminium cables up to 500mm²



LK-500/ LK-250

©ACDC Dynamics

BOLT CUTTER



Heavy Duty Bolt Cutter

Code	Description
HT10-6213	610mm (24") Bolt Cutter
HT10-6214	762mm (30") Bolt Cutter

• Alloy Steel • Tubular Handle • Jaws hardened to HRC55-61

SHEARS

	X-PRO 50mm² Shears	X-PRO Evo 50mm² Shears	Cable Shears	Maxi Grip
	PATENTED RED DOT AWARD 			
Code	BM1325	BM1330	BM1335	BM1311
	• Innovative new spring loaded opening action • For the easy stripping and cutting of cables • Especially designed blade for cutting of Aluminium & Copper cables up to a size of 50mm² • Belt Clip Holder	• Ergonomic Design for stronger grip & increased comfort • New design accommodates different hand sizes • New reinforced handles • Longer lever & micro serrated blades for easier cutting of cables up to 50mm²	• Wire Shears • Robust ergonomic handle • For the easy cutting and stripping of Aluminium and Copper cables up to a size of 35mm² • Tempered stainless steel blade • With safety lock	• Wire Shears • Bi-Component handle for greater cutting force • Non-slip serrated blades • Tempered stainless steel blade • Belt clip holder

ROPE ACCESSORIES

	Eye Bolts			Thimble	Clamp	Tensioner
						
Code	SB209333/M8	SB209333/M10	SB209333/M12	SB209331/6	SB209332/6.5/5	SB209336/8
Size	10mm(L)	13mm(L)	16mm(L)	6mm	6.5mm (Pack of 5)	8mm

NEW

SAND PAPER & SANDING BELTS



Floor Paper Rolls

Code	Description	Grit	Pcs/Pack	Packs/Box
FP-P60D/1	Floor Paper Strips	P60D	1	25
FP-P80D/1	Floor Paper Strips	P80D	1	25
FP-P100D/1	Floor Paper Strips	P100D	1	25



Sanding Belts

SB-75x532-P40/2	Sanding Belts - 75 x 532mm	P40	2	12
SB-75x532-P60/2	Sanding Belts - 75 x 532mm	P60	2	12
SB-75x532-P80/2	Sanding Belts - 75 x 532mm	P80	2	12



Water Paper Sheets

WP-P80C/4	Coarse Water Paper Sheets - 230 x 280mm	P80C	4	25
WP-P120C/4	Medium Water Paper Sheets - 230 x 280mm	P120C	4	25
WP-P222C/4	Fine Water Paper Sheets - 230 x 280mm	P222C	4	25



Cabinet Paper

CP-P60D/4	Coarse Cabinet Paper Sheets - 230 x 280mm	P60D	4	25
CP-P80D/4	Medium Water Cabinet Sheets - 230 x 280mm	P80D	4	25
CP-P120D/4	Fine Water Cabinet Sheets - 230 x 280mm	P120D	4	25

©ACDC Dynamics

NEW

ALPEN DRILL BITS

Size Ø	ALPEN HSS Sprint Master		ALPEN Long Life Masonry Drill Bits		ALPEN F4 Forte		ALPEN FORCE X		ALPEN Profi Multicut			
												
	Code	Length (mm)	Code	Length (mm)	Code	Length (mm)	Code	Length (mm)	Code	Length (mm)	Code SDS	Length (mm)
2.0	ALP61402-1	49	-	-	-	-	-	-	-	-	-	-
2.5	ALP614025-1	57	-	-		-	-	-	-	-	-	-
3.0	ALP61403-1	61	ALP11703	60	-	-	-	-	-	-	-	-
3.2	ALP614032-1	65	-	-	-	-	-	-	-	-	-	-
3.5	ALP614035-1	70	-	-	-	-	-	-	-	-	-	-
4.0	ALP61404-1	75	ALP11704	75	-	-	-	-	-	-	-	-
4.2	ALP614042-1	75	-	-	-	-	-	-	-	-	-	-
4.5	ALP614045-1	80	-	-	-	-	-	-	-	-	-	-
5.0	ALP61405-1	86	ALP11705	85	ALP80705	110	ALP805005	110	ALP17205	85	ALP50905	110
	-	-	-	-	ALP81705	160	ALP815005	160	ALP72905	150	-	-
5.5	ALP614055-1	93	-	-	-	-	-	-	-	-	-	-
6.0	ALP61406-1	93	ALP11706	100	ALP80706	110	ALP805006	110	ALP17206	100	ALP50906	110
	-	-	ALP36706	200	ALP81706	160	ALP815006	160	ALP72906	200	-	-
	-	-	-	-	ALP83706	260	ALP835006	260	-	-	-	-
6.5	ALP6180065	101	-	-	ALP837065	260	-	-	-	-	-	-
7.0	ALP6180070	109	ALP11707	100	-	-	-	-	-	-	-	-
8.0	ALP6180080	117	ALP11708	120	ALP81708	160	ALP815008	160	ALP17208	120	ALP51908	160
	-	-	ALP36708	200	ALP83708	260	ALP835008	260	ALP72908	200	ALP52908	210
	-	-	-	-	-	-	ALP845008	310	-	-	-	-
8.5	ALP6180085	117	-	-	-	-	-	-	-	-	-	-
9.0	ALP6180090	125	-	-	-	-	-	-	-	-	-	-
10.0	ALP6180100	133	ALP11710	120	ALP81710	160	ALP815010	160	ALP17210	120	ALP51910	160
	-	-	ALP36710	200	ALP83710	260	ALP835010	260	ALP72910	200	ALP52910	210
	-	-	-	-	-	-	ALP845010	310	ALP73010	400	-	-
12.0	ALP6180120	151	ALP11712	150	ALP81712	160	ALP815012	160	ALP73012	400	ALP52912	210
	-	-	ALP36712	200	ALP83712	260	ALP835012	260	-	-	-	-
	-	-	-	-	-	-	ALP845012	310	-	-	-	-
13.0	ALP618013	151	ALP11713	150	-	-	-	-	-	-	-	-
14.0	ALP6400140	160	ALP11714	150	ALP81714	160	ALP815014	160	-	-	-	-
	-	-	-	-	ALP83714	260	ALP845014	310	-	-	-	-
15.0	-	-	ALP11715	150	ALP83715	260	-	-	-	-	-	-
16.0	ALP6400160	178	ALP11716	150	ALP81716	160	ALP815016	160	ALP73016	400	-	-
	-	-	-	-	ALP83716	260	ALP845016	310	-	-	-	-
18.0	-	-	ALP11718	160	ALP83718	260	-	-	-	-	-	-
	Resilient Fast drilling progress Long tool life Toughness and precision combined with excellent cutting efficiency for drilling alloyed carbon and plain steel. Ideal for hand held operations.		Universal percussion drill bits Hard Long tool life Long Life, milled flutes, for percussion and rotary drilling in concrete, brick and natural stone.		Efficient Fast drilling progress Precise Patented 4X stepped profile and patented tip. Low wear, very long service life. For heavy-duty drilling in concrete, natural stone & brickwork.		For reinforced concrete 4 Tungsten carbide cutting edges Dowel length indicator SDS-plus high performance drill bit. New progressive spiral design. Vibrationless running and fast removal of drilling dust.		Universal special drill bits UNI For metal, masonry and tiles Diamond ground, sharp cutting edges For precision rotary drilling in tiles, natural stone, metal, wood and plastics. Drill through plastics, metal & masonry in one work step.		Automatic hammer-stop function UNI For metal, masonry and tiles Diamond ground, sharp cutting edges For rotary drilling in tiles, masonry, metal, wood and plastics. Special shank design SDS plus hammer drills with a significantly longer service life.	

©ACDC Dynamics

NEW

ALPEN DRILL BITS PACK & CHISELS

	HSS Sprint Master TM6 Set	Profi Multicut SDS SPM5 Set	Profi Multicut PM5 Set	Force X Box3 Set	Force X MB5 Set	F4 Forte MB5 Set
	 SPRINT MASTER	 PROFI MULTICUT	 PROFI MULTICUT	 FORCE X	 FORCE X	 F4 FORTE
Code	**ALP811122100**	**ALP SPM5**	**ALP PM5**	**ALP8150681**	**ALP805000051**	**ALP MB5**
Description	Pack of 6 2/3/4/5/6/8mm	Pack of 5 5/6 x 110mm, 6/8/10 x 160mm	Pack of 5 4/5/6/8/10mm	Pack of 3 6/8/10 x 160mm	Pack of 5 5/6 x 110mm, 6/8/10 x 160mm	Pack of 5 5/6 x 110mm, 6/8/10 x 160mm

	Long Life - Masonry Drill Bit Sets		SDS Plus Drill & Chisel Set	Alpen SDS Plus Chisels
	 LONG LIFE	 LONG LIFE		
Code	**ALP TSS3**	**ALP TSS5**	**ALP KIT16**	
Description	Pack of 3 5/6/8mm	Pack of 5 4/5/6/8/10mm	16 Piece set in Metal Carry Case	

Code	Description
ALP98002501	Pointed 250mm
ALP98102501	Flat 20 x 250mm
ALP98204251	Flat 40 x 250mm
ALP98302251	Gouge 250mm

	Twist Drill Sets				Masonary Drill Set	Jigsaw Blades
	 10 Pcs	 13 Pcs	 19 Pcs	 25 Pcs	 4 Pcs	 5 Pcs
Code	**TX-H1001**	**TX-H1302-1**	**TX-H1902-1**	**TX-H2502**	**TX-M402-1**	**T118A**
Description	1 to 10mm (1mm Increments)	1.5 to 6.5 (0.5 Increments) + 3.2 & 4.8mm	1.0 to 10.0mm (0.5mm Increments)	1.0 to 13.0mm (0.5mm Increments)	4, 5, 6, 8mm Ø ZN-Plated	For Metal 1-3mm



Drill Bit Kit - 101 Piece Kit

Code	LB-013		
Includes	19pcs - Hss Drills	1pc - Counter Sinking Bit	10pcs - Nut Drivers
	3pcs - Hss drills with Hex Shank	3pcs - Screw Finder	15pcs - 50mm Driver Bits
	4pcs - Hole Saw	22pcs - Miscellaneous Driver Bits	1pc - Magnetic Bit Holder
	5pcs - Flat Wood Drills	6pcs - Masonry Drills	
	6pcs - Wood Drills	4pcs - Drill Stopper	

©ACDC Dynamics

DRILLS & TAPS



High speed Drills (DIN338)



High speed Drills



SDS Plus







SDS Max

Size Ø	Yellow Steel Drills		Masonary Drills (ZN-Plated)				1st Cut Taps	Req Drill Size	1st,2nd&3rd Cut Taps (Set)	Masonary Drills (ZN-Plated)		
	Code	Length (mm)	Code	Length (mm)	Code	Length (mm)				Size Ø	Code	Length (mm)
Pack size	Pack of 10		Pack of 5		Each		Each		Set of 3	Each		
1.0	HSS-1	34	-	-	-	-	-	-	-	16.0	BP-C16-340	340
1.5	HSS-1.5	40	-	-	-	-	-	-	-	18.0	BP-C18-340	340
2.0	HSS-2.0	49	-	-	-	-	-	-	-	20.0	BP-C20-340	340
2.5	HSS-2.5	57	-	-	-	-	-	-	-	22.0	BP-C22-340	340
3.0	HSS-3.0	61	MAS-3/5	60	-	-	TAP-3/1	2.5	TAP-3/3	24.0	BP-C24-340	340
3.2	HSS-3.2	65	-	-	-	-	-	-	-	25.0	BP-C25-570	570
3.5	HSS-3.5	70	-	-	-	-	-	-	-	28.0	BP-C28-570	570
4.0	HSS-4.0	75	MAS-4/5	75	BP-C4-160	160	TAP-4/1	3.2	TAP-4/3	30.0	BP-C30-570	570
4.2	HSS-4.2	75	-	-	-	-	-	-	-	32.0	BP-C32-570	570
4.5	HSS-4.5	80	-	-	-	-	-	-	-			
5.0	HSS-5.0	86	MAS-5/5	85	BP-C5-160	160	TAP-5/1	4.2	TAP-5/3			
5.5	HSS-5.5	93	Each		BP-C5.5-160	160	-		-			
6.0	HSS-6.0	93	MAS-6	100	BP-C6-160	160	TAP-6/1	5.0	TAP-6/3			
6.5	HSS-6.5	101	-	-	-	-	-	-	-			
	Pack of 5		-	-	-	-	-	-	-			
6.8	HSS-6.8	109	-	-	-	-	-	-	-			
7.0	HSS-7.0	109	MAS-7	120	-	-	-	-	-			
7.5	HSS-7.5	109	-	-	-	-	-	-	-			
8.0	HSS-8.0	117	MAS-8	120	BP-C8-160	160	TAP-8/1	6.8	TAP-8/3			
8.5	HSS-8.5	117	-	-	-	-	-	-	-			
9.0	HSS-9.0	125	-	-	-	-	-	-	-			
9.5	HSS-9.5	125	-	-	-	-	-	-	-			
10.0	HSS-10.0	133	MAS-10	120	BP-C10-210	210	TAP-10/1	8.5	TAP-10/3			
10.2	HSS-10.2	133	-	-	-	-	-	-	-			
11.0	HSS-11.0	142	-	-	-	-	-	-	-			
12.0	HSS-12.0	151	MAS-12	150	BP-C12-210	210	-	-	-			
13.0	HSS-13.0	151	-	-	MAL-13	260	-	-	-			
14.0	HSS-14.0	160	MAS-14	150	BP-C14-210	210	-	-	-			

Impact Chisel



MI-F25-280

280(L) x 25(B)mm

Drill Sharpener



For Drills
3.6 - 10mmØ

Code	Description
SND401	Drill
SND-STONE	Spare Stone

Drill Press



Variable spindle

Code	ZJQ4116-A1
Power	500W
Speed	390 - 2600rpm
Spindle travel	50mm
Overall height	630mm
Chuck	13mm

16 pcs Tap & Die Set



TX-0802

Tap & Die Size: M3, M4, M5, M6, M8, M10, M12
1 x Tap Wrench / 1 x Die Handle

Tap Wrench



Code	Length	For Size
D312-001	125mm	M1-M8
D312-003	200mm	M3-M12

Keyless Drill Chuck



CTDCP0023

Type	Keyless
Capacity	2-13mm
Female Thread	3/8-24UNF
Diameter	43mm
Min Length	63mm
Max Length	76mm

©ACDC Dynamics

HOLE SAWS

- High Speed Bi-Metal Edge welded to alloy steel for heavy duty cutting







Size Ø (mm)	Size Ø (Inches)	Fixed Hole Saws Code	Bi-Metal Hole Saws Code
16	5/8"	–	HS-16
20	25/32"	TX-20	HS-20
22.5	7/8"	TX-22	HS-22.5
25	1"	TX-25	HS-25
29	1 1/8"	–	HS-29
30	1 1/16"	TX-30	HS-30
32	1 1/4"	–	HS-32
35	1 3/8"	–	HS-35
38	1 1/2"	–	HS-38
40	1 9/16"	–	HS-40
44	1 3/4"	–	HS-44
48	1 7/8"	–	HS-48
51	2"	–	HS-51
54	2 1/8"	–	HS-54
57	1 1/4"	–	HS-57
60	2 3/8"	–	HS-60
64	2 1/2"	–	HS-64
73	2 7/8"	–	HS-73
76	3"	–	HS-76

Tungsten Carbide Tip (TCT)

Code	Size Ø (mm)
TCT16 NEW	16
TCT20	20
TCT22.5	22.5
TCT25	25
TCT32	32
TCT40	40
TCT50	50

- Complete with Arbor & Spring Extractor
- Fast cuts
- Stainless & all high alloy steels + Fibre Glass
- Long service Life

Arbors - For use with HS Hole Saws



HAS-02

- Shank Size: 3/8" Hex
- Thread Size: 1/2"
- Fits to 16 - 30mm Hole Saw



HAS-04

- Shank Size: 7/16" Hex
- Thread Size: 5/8"
- Fits to 32 - 76mm Hole Saw



Accessories

Code	Description	Ø Size (mm)
HSD-01/10	10pcs Spare Drill Bit for **HAS-02** & **HAS-04**	6.35 x 73
HSD-02	Adaptor for different Arbor Thread Size	1/2" - 5/8"

9 Piece Hole Saw Kit



Includes

Code	HSD-04
Includes	6 x Hole Saws: 16mm (5/8"), 20mm (25/32"), 25mm (1"), 32mm (1¼"), 40mm (1 9/16"), 51mm (2")
	2 x Arbors to fit Hole Saw: 1/4" Hex to fit 16 - 30mm; 7/16" Hex to fit 32 - 210mm
	1 x Adaptor 1/2" - 5/8"



16 Piece Hole Saw Kit

Code	HSD-16
Includes	12 x Hole Saws: 19mm (3/4"), 22mm (7/8"), 29mm (1 1/8"), 32mm (1 1/4"), 38mm (1 1/2"), 44mm (1 3/4"), 51mm (2"), 64mm (2 1/2"), 76mm (3"), 89mm (3 1/2"), 102mm (4"), 127mm (5")
	2 x Arbors 3/8" & 1/4 Hex with one 6mm pilot drill & 2.5mm allen key
	1 x Drive plate

NEW



3pc Step Drill Bit Set

Code	K-3240A
Description	Material: HSS4241 I Hardness: HRC 60-63 I Surface: Titanium Plated 5 Steps: 4, 6, 8, 10, 12mm 9 Steps: 4, 6, 10, 12, 14, 16, 18, 20mm 15 Steps: 4, 6, 8, 10, 12, 14, 16, 18, 20, 22, 24, 26, 28, 30, 32mm

©ACDC Dynamics

POWER TOOL ACCESSORIES - ABRASIVES



Superflex Standard Cutting Wheel - Metal - Specification: AS30S B27 F2

Code	DIA.	Thickness	Hole Size	Shape	Max Speed M/Sec	Max Speed RPM	Box QTY
GTCW0001	115	3.0	22.2	41 Flat	80	13280	25
GTCW0002	125	3.0	22.2	41 Flat	80	12280	25
GTCW0003	150	3.0	22.2	41 Flat	80	10190	25
GTCW0004	180	3.0	22.2	41 Flat	80	8600	25
GTCW0005	230	3.0	22.2	41 Flat	80	6600	25



Superflex Quality Cutting Wheel - Metal (Light Duty Machines 2kw or Less)

Specification: AS30R BF2E

Code	DIA.	Thickness	Hole Size	Shape	Max Speed M/Sec	Max Speed RPM	Box QTY
GTCW0006	350	3.0	25.4	41 Flat	80	4100	10



Superflex Standard Cutting Wheel - Stone

Specification: CS302 B40 F2 (Mainly Used For Wall Chasing)

Code	DIA.	Thickness	Hole Size	Shape	Max Speed M/Sec	Max Speed RPM	Box QTY
GTCW0009	115	3.0	22.2	41 Flat	80	13280	25
GTCW0011	125	3.0	22.2	41 Flat	80	12280	25
GTCW0013	230	3.0	22.2	41 Flat	80	6600	25



Superflex Slimline Cutting Wheel - Metal & Stainless Steel (2 in 1)

Specification: A46T BF

Code	DIA.	Thickness	Hole Size	Shape	Max Speed M/Sec	Max Speed RPM	Box QTY
GTCW0014	115	1.0	22.2	T41 Flat	80	13280	25
GTCW0017	125	1.0	22.2	T41 Flat	80	12280	25
GTCW0019	230	1.9	22.2	T41 Flat	80	6600	25



Superflex Slimline Cutting Wheel - Multi-Purpose - Specification: C60T BF

Code	DIA.	Thickness	Hole Size	Shape	Max Speed M/Sec	Max Speed RPM	Box QTY
GTCW0021	115	1.0	22.2	T41 Flat	80	13280	25
GTCW0022	230	1.9	22.2	T41 Flat	80	6600	25



Superflex Standard Angle Grinding Wheel - Metal - Specification: C60T BF

Code	DIA.	Thickness	Hole Size	Shape	Max Speed M/Sec	Max Speed RPM	Box QTY
GTCW0026	115	6.4	22.2	27 D/CT	80	13280	10
GTCW0032	230	6.0	22.2	27 D/C	80	6600	10



Industrial Flap Discs

Code	DIA.	Hole	Grit	Box QTY
GTFD0030	115	22	AZ40	10
GTFD0031	115	22	AZ60	10
GTFD0032	115	22	AZ80	10
GTFD0033	180	22	AZ60	10

DIY Flap Discs

Code	DIA.	Hole	Grit	Box QTY
GTFD0034	115	22	AZ40	10
GTFD0035	115	22	AZ60	10
GTFD0036	115	22	AZ80	10

Segmented Diamond Blade

NEW





Diamond Saw Blades

Code	DIA.	Thickness	Hole Size	Box QTY
GTCW0040	115	2.2/7	22.23	1
GTCW0041	125	2/7	22.23	1
GTCW0042	230	2.2/7	22.23	1

Code	dxD(mm)
DIA-S-115	115 x 22.23
DIA-S-230	230 x 22.23

©ACDC Dynamics

NEW

20V CORDLESS POWER TOOLS

Brushless Hammer Drills

12V Combo Kit

2 Year Standard Warranty Extendable for 1 Additional Year by Online Warranty Registration









Code	KUC30	KUC30.1	KUC35	KUC50.2	KUG02 Hammer Drill	KUG02 Impact Driver
No Load Speed	0-500/0-2100rpm		0-550/0-2000rpm	0-1700rpm	0-1800rpm	0-3300rpm
Chuck Size	13mm		13mm	SDS+	10mm	1/4" Hex
Impact Energy	-		-	1.7J	-	-
Impact Rate	0-33600bpm		0-10450/0-38000bpm	0-5300bpm	0-27000bpm	0-4000bpm
Max Torque	60Nm		150Nm	-	40Nm	140Nm
Accessories Included	• Battery: 2 x 4.0Ah • Charger 6A • Double ended bit • Bit clip & Belt Hook • Stacking Case		• Battery: 2 x 4.0Ah • Charger 6A • Auxiliary handle • Double ended bit • Bit clip & Belt Hook	• Battery: 2 x 4.0Ah • Charger 6A • Keyless Chuck with SDS adaptor • Stacking Case	• 1.5A Charger • Stacking Case • 2 x 2.0Ah Batteries • Spare Battery: **KPB1202** - 12V 2.0Ah • Spare Charger: **KCH1202** - 12V 1.5A	

Brushless Impact Wrench/Driver

2 Year Standard Warranty Extendable for 1 Additional Year by Online Warranty Registration









Code	KUB30.2	KUB33.91*	KUB35.91*	KUB61.91*
No Load Speed	0-1900/0-2200rpm	0-900/0-1100/0-1900rpm	0-900/0-1100/0-1800rpm	0-1200/0-2100/0-2800/ 0-3600rpm
Chuck/Anvil Size	1/2"	1/2"	3/4"	1/4" Hex
Impact Rate	0-3000/0-3200bpm	0-1000/0-1600/0-2400bpm	0-1000/0-1600/0-2400bpm	0-1500/0-2800/0-3400/0-4200bpm
Max Torque	300Nm Max	1300Nm Max	1700Nm Max	230Nm Max
Accessories Included	• Battery: 2 x 4.0Ah • Charger 6A I M22 Socket • Carry Strap • Stacking Case	• Carry Strap • Stacking Case * Battery & Charger not included	• Stacking Case * Battery & Charger not included	• Bit Clip & Hook • 50mm screwdiver bit • Stacking Case * Battery & Charger not Included

Grinders

Multitool

2 Year Standard Warranty Extendable for 1 Additional Year by Online Warranty Registration







Code	KUH02.2	KUH04	KUD12.91*
No Load Speed	3500/6000/8500rpm	3500/6000/8500rpm	8000 - 18000min
Spindle Size	M14	M14	-
Disc Diameter	115mm	125mm	-
Bore Diameter	22.2mm	22.2mm	-
Speed Selection	3 Speed	3 Speed	6 Speed
Accessories Included	• Auxilliary handle • Spanner • Grinding wheel guard • Charger 6A • Stacking case • 2 x 4.0Ah Batteries	• Auxilliary handle • Spanner • Grinding wheel guard • Charger 6A • Stacking case • 2 x 4.0Ah Batteries	• Sanding Paper & Pad • 45mm Precision Wood Plunge Blade • 10mm & 28mm End Cut Blades • HSS Semicircle Saw Blade • Rigid Scraping Blade • Flange for other Brands of Sanding Pads * Battery & Charger not Included

©ACDC Dynamics

NEW

20V CORDLESS POWER TOOLS

	Brushless Reciprocating Saw	Brushless Jigsaw	Brushless 140mm Circular Saw
2 Year Standard Warranty Extendable for 1 Additional Year by Online Warranty Registration			
Code	**KUE01.9***	**KUE26.91***	**KUE11***
No Load Speed	0-1400rpm	350-3500rpm	6900rpm
Bevel Capacity	-	0-45°	0-50°
Stroke Length	29mm	26mm	-
Cutting Capacity	Wood: 300mm Steel: 12mm	Wood: 135mm Steel: 10mm	0: °51mm 45: °35mm
Variable Speed	Yes	Yes	No
Accessories Included	• Wood cutting blade • Metal cutting blade * Battery & Charger not Included	• Wood cutting blade • Stacking Case * Battery & Charger not Included	• Parallel guide • Vacuum adaptor • Carry strap • TCT 140mm saw blade * Battery & Charger not Included

	Blower	Portable Fan - Ø242mm	Wet-Dry Vacuum Cleaner	Jobsite Light
2 Year Standard Warranty Extendable for 1 Additional Year by Online Warranty Registration				
Code	**KUF30.9***	**KU066.9***	**KH035.9***	**KUF05.9**
No Load Speed	0-18000rpm	0-2500rpm	-	-
Air Volume	1.6m³/2.2m³/2.8m³/min	9m³/12.8m³/min	High 1.3m³/min, Low 0.7m³/min	LED Brightness:750/1500lm
Speed Settings	3 Speed	2 Speed	2 Speed	2 Light Setting
Accessories Included	• Blower tube • Dust Cover • Blowing mouth • Small hose x2 (ø6, ø8) • Quick change connector x2 * Battery & Charger not included	• AC Adaptor * Battery & Charger not included	• 3.6m Built in hose * Battery & Charger not included	• 360° Adjustable bracket c/w hook for hanging

NEW

BATTERIES & CHARGERS

	KROSSPACK™ 20V Chargers		KROSSPACK™ 20V Battery & Charger Kit
2 Year Standard Warranty			
Code	**KAC21**	**KAC22**	**KAD21**
Rated Voltage	20V Max	20V Max	Kit Includes: • 4.0 Ah battery x2 • 6A Charger
Power Input	160W	260W	
Charging Current	6A Max	12A Max	
Charging Times	• 2.0Ah ±22mins • 4.0Ah ±45mins • 6.0Ah ±65mins • 8.0Ah ±100mins	• 4.0Ah ±25mins • 6.0Ah ±35mins • 8.0Ah ±60mins	

	KROSSPACK™ 20V Lithium Ion Batteries		
c/w LED Charge State Indicator			
Code	**KAB21**	**KAB24**	**KAB25**
Battery Voltage	20V	20V	20V
Battery Capacity	4.0Ah	6.0Ah	8.0Ah

©ACDC Dynamics

NEW

CORDED POWER TOOLS

Angle Grinders

2 Year Standard Warranty Extendable for 1 Additional Year by Online Warranty Registration




Brushless


Code	KUS04P	KUS05P	KUS26	KUS35P
Rated Power	830W	900W	1200W	2200W
No Load Speed	0-12000rpm	0-11000rpm	0-11000rpm	0-6500rpm
Disc Diameter	115mm	115mm	125mm	230mm
Bore Diameter	22.2mm	22.2mm	22.2mm	22.2mm
Accessories Incl.	• Spanner • Auxillary Handle (Adjustable) • Grinding Wheel Guard (Adjustable) • Spindle Lock	• Spanner • Auxillary Handle (Adjustable) • Grinding Wheel Guard (Adjustable) • Spindle Lock	• Spanner • Auxillary Handle (Adjustable) • Grinding Wheel Guard (Adjustable) • Spindle Lock	• Spanner • Auxillary Handle (Adjustable) • Grinding Wheel Guard (Adjustable) • Spindle Lock

Hand Drills

2 Year Standard Warranty Extendable for 1 Additional Year by Online Warranty Registration




Code	KU110K	KU120
Rated Power	500W	650W
No Load Speed	0-2800rpm	0-3000rpm
Chuck	10mm Keyless	13mm Keyed
Variable Speed	Yes	Yes
Forward & Reverse	Yes	Yes
Accessories Incl.	-	Chuck Key

Oscillating / Multi Tools



Code	KUW58.1	
Rated Power	480W	
No Load Speed	11000-20000/min	
Oscillation Angle	5°	
Accessories Incl.	• 35mm End Cut Blade • 35mm Precision Blade • 35mm Bimetal blade • 80mm HSS semi circle saw blade	• Sanding pad • 6 x Sand paper • Rigid Scraping Blade • Stacking Case

Rotary Hammer Drill / Rotary Hammer / Rotary Hammer / Demolition Hammer

2 Year Standard Warranty Extendable for 1 Additional Year by Online Warranty Registration






Code	KUX12P	KUX15P	KUX21	KUX35P
Rated Power	850W	1100W	1050W	1200W
No Load Speed	0-1300rpm	0-900rpm	0-610rpm	-
Chuck	SDS+	SDS+	SDS Max	SDS Max
Impact Energy	3J	5J	7.5J	14J
Impact Rate	0-5500bpm	0-4300 bpm	0-4150 bpm	0-3500 bpm
Variable Speed	Yes	No	No	No
Forward & Reverse	Yes	No	No	No
Accessories Included	• Auxillary Handle • Depth Gauge • Carry Case	• Auxillary Handle • Spanner • Carry Case	• Auxillary Handle • Depth Gauge • Carry Case	• Auxillary Handle • Spanner • Bull Point Chisel • Carry Case

©ACDC Dynamics

20V CORDLESS HAMMER DRILLS/DRILLS/ROTARY HAMMER

	Hammer Drills		Drills		Rotary Hammer
All supplied c/w 2.0Ah Li-ion Battery & Fast Charger LED Work Light		NEW  Brushless	NEW  Brushless		
Code	**LCD777-1SC**	**LCD777-9SC**	**LCD787-7S**	**LCD777-1S**	**LCH777-1**
Features	• 2 Speed • Forward / Reverse • Magnetic Bit Holder • Side Handle • Spare Battery: **LY777/2.0AH**	• 2 Speed • Forward / Reverse • Variable Speed & Electric Brake • Spare Battery: **LY777/2.0AH**	• 2 Speed • Forward / Reverse • Spare Battery: **LY777/2.0AH**	• 2 Speed • Forward / Reverse • Magnetic Bit Holder • Spare Battery: **LY777/2.0AH**	• Impact Force: 1.1J • 2 Function Rotary Selector (Drill/ Hammer) • Forward/Reverse • Spare Battery: **LY777/2.0AH**
No Load Speed	0-400/0-1400rpm	0-500/0-2000rpm	0-400/0-1400rpm	0-400/0-1400rpm	0-900rpm
Max Torque	50Nm	60Nm	45Nm	35Nm	-
Torque Sett.	20+1+1	21+3	18+1	25+1	-
Chuck Size	13mm	13mm	10mm	13mm	SDS Plus
Impact Rate	0-6000/0-21000bpm	0-7500/0-30000bpm	-	-	0-5000bpm

20V CORDLESS DRIVER/WRENCH/ANGLE GRINDER

	Impact Driver		Impact Wrench	Angle Grinders	
All supplied c/w 2.0Ah Li-ion Battery & Fast Charger		NEW  Brushless			NEW  Brushless
Code	**LCW777-1A**	**LCW787-9A**	**LCW777-1B**	**LCG777-1**	**LCG777-9**
Features	• Durable Gearbox • Forward / Reverse • Magnetic Bit Holder • Spare Battery: **LY777/2.0AH**	• Durable aluminium gear box • Switch with variable speed • 3 Torque and speed settings • LED worklight • Spare Battery: **LY777/2.0AH**	• Durable Gearbox • Forward / Reverse • Spare Battery: **LY777/2.0AH**	• Spindle Lock • Quick Change Guard • 3-Position Handle Fixing • Spare Battery: **LY777/2.0AH**	• Spindle lock • Quick change gaurd • 2 Position Handle Fixing • Soft Start & Electric Brake • Spare Battery: **LY777/2.0AH**
No Load Speed	0-2800rpm	0-1800/0-2200/0-2600rpm	0-2800rpm	0-10000rpm	0-10000rpm
Impact Rate	0-3600bpm	0-2500/0-3000/0-3500bpm	0-3600bpm	-	-
Max Torque	180Nm	230Nm	250Nm	-	-
Spindle/Chuck	1/4" Hex	1/4" Hex	-	ϕ22mm	ϕ22mm
Disc Diamter	-	-	-	115/125mm	115/125mm

©ACDC Dynamics

20V CORDLESS POWERTOOLS

	Vacuum Cleaner	Blower	Multi-tool	Leaf Blower
All supplied c/w 2.0Ah Li-ion Battery & Fast Charger	NEW 	NEW 	NEW 	NEW 
Code	**ZVC777-1**	**LCGB777-2**	**LCM777-1**	**ZBL777-1**
Features	• Tank Volume 500ml • Spare Battery: **LY777/2.0AH** Included: Extension Pipe Crevice Tool, Adapter, Floor Brush, Brush Nozzle	• Blower & Vacuum in one • Lockable Switch • Max Air Flow 120m³/h • Spare Battery: **LY777/2.0AH** Included: Nozzle Dust Bag	• Quick blade change • Versatile sawing/cutting/sanding • Side handle for easy operation • LED work light • Spare Battery: **LY777/2.0AH** Included: Plunge Saw Blade, Scraper, Sanding Pad & Paper, Dust Collection Tubs	• Light weight & compact design easy to carry • Max Air Volume 500m²/h • Spare Battery: **LY777/2.0AH**
No Load Speed	0-32000rpm	0-6000/0-12000/0-18000rpm	5000-20000rpm	15000/20000rpm
Speed	1 Speed	3 Speed	6 Speed	2 Speed

	Spare Li-ion Battery		Spare Fast Charger	
c/w LED Charge State Indicator				
	LY777/2.0Ah	**LY777/4.0Ah**	**LYKC777**	**LYKC777-3.5A**
	2.0Ah	4.0Ah	Charging Current 2.4A	Charging Current 3.5A

CORDLESS POWERTOOLS/ACCESSORIES

	12V Drill	12V Mini Rotary Grinder	3.6V Screwdriver
All supplied c/w 2.0Ah Li-ion Battery & Fast Charger		NEW 	
Code	**LCD666-1S**	**LCF666-3**	**LY529**
Features	• 2 Speed • Forward/ Reverse • LED Work Light • Magnetic Bit holder • Spare Battery: **LY666/2.0AH**	• 6 Speed • Spindle lock • Used to cut, grind, sand, polish &engrave • Ergonomic design (comfortable shape & soft rubber) • Supplied in case with 50pc Accessory Set • Spare Battery: **LY666/2.0AH**	• Supplied in case with 55pc bit set. • 60° Swivel Handle for ease of use • LED Work Light • LED Batt. Indicator
No Load Speed	0-350/0-1300rpm	5000-25000rpm	0-180rpm
Max Torque	25Nm	-	4Nm
Torque Settings	19 + 1	-	10+1
Chuck Size	10mm	ϕ3.2mm Collet	1/4" Hex

©ACDC Dynamics

CORE DRILLING MACHINE

Core Drilling Machines c/w Stand





Code	R1011	R1721
Supply	220-240VAC	220-240VAC
Watts	1100W	1700W
Shaft Speed	970rpm	450/900rpm
Core Bit Type	**RC35**	**RC70**
Bit Sizes	60-120mm	40-300mm
Output Shaft Thread	½" Box	1¼ UNC
Weight	6.1kg	18.2kg

Core Drill Bits



Code	RC35-*	RC70-*
	1/2" Box Thread	1 1/4" UNC Thread
	* Add size to code:	* Add size to code:
	20mm (ID: 15mm L: 400mm)	**52**mm (ID: 44mm L: 450mm)
	25mm (ID: 20mm L: 400mm)	**67**mm (ID: 59mm L: 450mm)
	32mm (ID: 27mm L: 400mm)	**109**mm (ID: 101mm L: 450mm)
	52mm (ID: 46mm L: 400mm)	**117**mm (ID: 109mm L: 450mm)
	Suitable for wet drilling of reinforced concrete/masonary	

Water Swivel Adaptor



WATER SWIVELS

Fits a standard ½" chuck
Allows wet core drilling using **RC35** core bit
Capacity: 12 - 77mm Diameter
No hammer action required

POWER TOOLS

Electric Blower



Code	EB-J30A
Supply	220-250V 50Hz
Rated Input	550W
Air Volume	2.8m³/h
Speed	500-15000r/min

Cordless Screwdrivers

WHILE STOCKS LAST





Code	SND113	SND114
Volts	6V	3.6V
Speed	180rpm	150rpm
Spare Battery	**SND6V**	**SND3.6V**

Heat Guns







Code	PLD2230	PLD2232	ZD-509
Power	2000W	2000W	1500W
Features	3 Speed / Temperature Settings: 1: 50°C / 500ℓ/min 2: 450°C / 250ℓ/min 3: 600°C / 500ℓ/min	3 Speed / Temperature Settings 1: 50°C / 250ℓ/min 2: 50-600°C (Adj.) / 250ℓ/min 3: 50-600°C (Adj.) / 500ℓ/min Able to work continuously without overheating.	Hot Airgun Low/Off/High 200°C – Off – 500°C

Glue Gun



ZD-7GLUE

Code	ZD-7
	40Watt Glue Gun
	ZD-7GLUE
	6Pcs Ø 11 x 100mm
	ZD-7GLUE-300
	6Pcs Ø 11 x 300mm



12VDC Wrench & Jack Auto Kit for every car owner

Code	HF-12

Impact Wrench

- Voltage: 12VDC
- Working Current: ≤8A
- Max Torque: 300 NM
- Output Shaft: ½"m (13mm)

Electric Jack

- Voltage: 12VDC
- Max Load: 950kg
- Working Current:≤10A
- Lifting Height: 22cm (12-34cm)



©ACDC Dynamics

PROFESSIONAL POWER TOOLS

	Angle Grinder		Impact Drill	
				
Code	**MCOP1627**	**MCOP1593**	**MCOP1573**	**MCOP1592**
Power	2200W	850W	500W	900W
No Load Speed	-	-	Variable Speed	Variable Speed
Chuck Size	-	-	Ø13mm	Ø13mm
Disc Diameter	Ø230mm	Ø115/125mm	-	-
Spindle Size	Ø22mm	Ø22mm	-	-
Weight	6.9kg	2.7kg	2.3kg	2.9kg



Drill/Grinder Combo

Code	**MCOP1584**	
Type	**Drill**	**Grinder**
Power	500W	650W
No Load Speed	Variable Speed	Variable Speed
Chuck Size	Ø13mm	-
Disc Diameter	-	Ø115mm
Size (mm)	265 x 300 x 75	120 x 300 x 140
Weight	2.3kg	3.4kg

WELDING MACHINES

Inverter Welders

MMA: c/w Cable Sets ready to use INMIG: c/w Earth Cable & MIG torch Supply Voltage: 230VAC Rated Duty Cycle: 60%	NEW 	NEW 		
Code	**MCOW4021**	**MCOW4095**	**S-MMA-210**	**S-INMIG-205**
Type	MMA	MMA	MMA	MIG / MMA
Rated Input Capacity	5.12KW	7.04KW	7.1KW	6.4KW
Current Adjustment	150A	20-200A	10-200A	20-200A
Electrode Diameter	1.6-4mm	1.6-4mm	1.6-4.0mm	1.6-4.0mm

CORDLESS POWER TOOLS

	Reciprocating Saw	Jig Saw	Delta Sander
WHILE STOCKS LAST			
	WLP827-01	**WLP821-01**	**WLP825-01**
Power	18V Ni-cd Battery	18V Ni-cd Battery	18V Ni-cd Battery
No Load Speed	2800rpm	1700rpm	6000rpm
Cutting Capacity	Maximum Cutting Depth: 101mm Stroke length: 22mm	Wood: 50mm, Mild Steel: 3mm Bevel angle range: 0-45˚	Sanding Pad: 90 x 90 x 90mm
Spares	Battery: **WL-BA01** Charger: **WL-CH01**	Wood blade: **WL-JS01W/5** Metal blade: **WL-JS02M/5** Battery: **WL-BA02** Charger: **WL-CH02**	Battery: **WL-BA02** Charger: **WL-CH02**

©ACDC Dynamics

WELDING ACCESSORIES

Welding Helmet Lenses 108 x 51mm





Code	TOOW4242G	TOOW4242H
Description	Shaded Glass	Clear Glass

Brush Wire



Code	TOOB38
Description	5 Rows

Electrode Holder





Code	EWC0074	TOOW4240
Description	Collet Type, 600A	KD Type, 500A

Earth Clamp



Code	TOOW4238
Description	300A

Chipping Hammer



Code	JW-AC012
Description	500g

Bench Vice Swivel Heavy Duty



Code	YT-6501	YT-6503
Description	100mm	150mm

Sash Clamps



Code	C061SK	C122SK
Description	600mm	1200mm

G Clamps



Code		
	C075GK	75mm
	C150GK	150mm
	C200GK	200mm

Welding Clamp Magnets



Code		
	TOOW4235	Small
	TOOW4234	Medium
	TOOW4233	Large

General Purpose Welding Rods

General Prepack:
E6013





Code		
	ELE001	12pcs, 2.0mm
	ELE002	10pcs, 2.5mm
	ELE003	8pcs, 3.2mm

6 Pcs Welding Kit



TOOW4237A

- Flip front face shield
- 2.5 x 16mm Green welding cable with earth clamp
- 2.5 x 16mm Green welding cable with electrode holder
- 5 Row wire brush
- Metal Chipping Hammer
- Pair of welding gloves

Welding Cable Set



EWCAB1070

- 1x 300A Electrode Holder
- 1x 300A Earth Clamp
- 2x 10-25 Dinse Connectors (Jack Plugs)
- 2x 1.5m x 25mm² Blue Welding Cables

Welding Helmets



JW-SFTB-002



JW-SFTB-005

Code	JW-SFTB-002	JW-SFTB-005
Sensitivity Control	Low / High	Auto
Power Supply	2 x AAA Battery	Solar- No Battery
Switching Time	1 / 15 000s	1 / 15 000s

- Light State: DIN4
- Shade Control: External, Variable
- Dark State: Variable Shade 9-13
- Grinding Function

Wire Cup Brushes



Code	WB-R-65
Description	Ø65 x M14



Code	WB-R-75
Description	Ø75 x M14



Code	WB-R-100
Description	Ø100 x M14

Bulk Mild Steel Electrodes



Code	JW-E1025
Description	Mild Steel Electrodes 5kg / 2.5mm



Code	JW-E1032
Description	Mild Steel Electrodes 1kg / 3.2mm

Green Lined Welding - Wrist

Size: 10



Code	G023-10

Green Lined Welding - Elbow

*Size: **9** or **10**



Code	G022-*

Chrome Leather Short

Size: 10



Code	G001-10

8" Chrome Leather

*Size: **9** or **10**



Code	G004-*

8" Red Heat Resistant

*Size: **9** or **10**



Code	G1028-*

Mig Welding Glove

*Size: **9** or **10**



Code	G012-*

©ACDC Dynamics

SAFETY ACCESSORIES

	Heavy Duty Winter Grip - Latex Palm	Cut Resistant - Latex Palm	Light Duty - Latex Palm	Red PVC / Knit-Wrist	Candy Strip Rigger
	 Size: 9 EN388: 4231	 Size: 9 EN388: 3544	 Size: 10 EN388: 3111	 Size: 9 EN388: 4121	 Size: 9
Code	G074-9	G060-9	G057-10	G013-9	G010-9

	Green Nitrile Gloves	Black Rubber Builders Gloves	Red PVC open Cuff	8" Red Heat Resistant	Exam Gloves
	 Size: 10	 Size: 10	 Size: 10	 *Size: **M-L-XL** Pack of 100/200	 *Size: **S-M-L-XL** Pack of 100
Code	G033-10	G018-10	G016-10	LATEX GLOVES	EXAM GLOVES

	Dust Masks		3Ply Non-Sterile Masks		3 Ply Surgical Masks	
						
Code	FFP2-N95/1	FFP2-N95	FFP1-3P/1	FFP1-3P	FFP1-Q/1	FFP1-Q
	1 Piece	Box of 20	1 Piece	Box of 20	1 Piece	Box of 50

	Safety Spectacles	Safety Spectacles	Safety Glasses with Side Shield		Goggles
	 Black Frame	 Sporty Look	 Clear	 Amber	
Code	EURO1	EURO2	JW-SFT028	JW-SFT030	SB216040

	Protection Goggles	Safe Face Shield	Chrome Leather Apron	Ear Muffs	Ear Plugs Disposable	Hard Hat
						 G002 White G003 Blue
Code	FACE SHIELD	TOOG774	LA-90	TOOE502	TOOE505	

	Conti Suits				Dust Coat
	Acid/Flame Resistant c/w Reflective Tapes 				
Code	AF-CG34-*	J54001N-*	RB001-*	GM002-*	DC003-*
	Green (Sizes as per Chart)	Navy Blue 100% Cotton	Royal Blue	Navy Blue Denim Material	Royal Blue
Code	AF-CNB34-*				
	Navy Blue (Sizes as per Chart)				

*Add Size to size to code: **S** (Small), **M** (Medium), **L** (Large), **XL** (Xtralarge) **2XL** (XXtralarge), **3XL** (XXXlarge), **4XL** (XXXXLarge)

Size Chart (mm)

Size	Chest	Waist
S	82-87	72-77
M	92-97	82-87
L	102-107	92-97
XL	112-117	102-107
2XL	122-127	112-117
3XL	132-137	122-127
4XL	142-147	132-137

©ACDC Dynamics

SAFETY ACCESSORIES



P3

3M Comfort Grip Gloves

Perfect for light to medium duty jobs that require precision handling, even in hot and sweaty conditions.

Code	Includes
WX300921193	Large
WX300921201	Xtra-Large

Characteristics:

- Exceptional comfort and breathability: Thin foam coating provides high breathability for maximum comfort.
- Fine gauge knit nylon liner provides flexibilty and padding
- High Durability: Unique nitrile formula offers resistance to abrasion.
- Machine washable

Benefits:

- Sweat Protection
- Maximised Tactile Sensitivity
- Excellent Dexterity
- Oil Resistant

WORK BENCHES

	Work Bench Only		Perforated Rack Sets	
				
Code	WA-67A-1	Code	WQ-62	WQ-63
Size (mm)	800H x 1800W x 750D	Size (mm)	605H x 1802W x 205D	605H x 1802W x 325D 25H x 1795W x 300D

NEW

PALLET JACKS

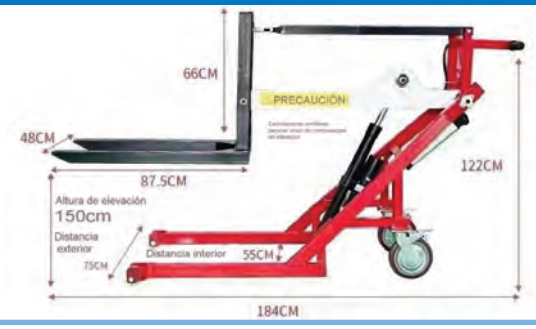

High-lift Battery Pallet Jack

Code	FORKLIFT - 1.7M
Load Capacity	500kg
Lifting Height	1.5m
Fork Width	480mm
Fork Length	875mm
Lifting Mechanism	Hydraulic - Powered by built-in lithium battery

TROLLEYS & MINI STEP LADDER

Trolleys	Trolley for moving appliances up to 100kg		Plastic Step-Ladder
		NEW 	
HL2031	HL5039	ZYD-01	HL3028
Service Cart Maximum load 30kg/level 715 x 465 x 250mm	Home Trolley (set of 2) Maximum load 100kg/set	Multipurpose Folding Trolley Maximum load 240kg 560 x 380 x 100(H)mm	Top Ø286mm Bottom Ø435mm Height 425mm Maximum load 300kg

©ACDC Dynamics

AIR ACCESSORIES

	Air Duster	Wash Gun	Sand Blasting Gun	Air Brush Set	Tyre Inflator Gun Pro/Kit
					
Code	**TOOS1751**	**PAB1211**	**PAB1210**	**PAB1209***	**PAB1204**
Compressor	1.1KW	1.1KW	2.2KW/3HP	Set consists of: 22cc Cup, Hand piece protective cap, 5cc Metal cap, 60cc Mixing jar with lid, Spray jar, PVC Airline hose with adapters, Spanner.	1.1KW
Pressure	3-8 Bar	4-7 Bar	6 Bar		3-8 Bar
Application	Blowing & Cleaning	Cleaning: Car Bodywork, Parts, Drains & Patios	Removes All Paints & Rust spots, Prep for Painting		Inflate: Car Tyres, Bicycle Tyres, Air Beds, Footballs etc.

	Gravity Feed Spray Gun	Suction Feed HP Spray Gun	Delux Mini HVLP Spray Gun	PVC Airline Hose	PVC High Pressure Hose	
	 Spare Cup **TOOS1792**					
Code	**TOOS1789**	**TOOS1785**	**TOOS1790**	**TOOH910**	**TOOH501**	**TOOH506**
Compressor	1.5KW or above	1.5KW -2HP	1.5KW or above	10m Length	20m Length	100m Length
Pressure	3.5 - 4.8 Bar	3.5 - 4.8 Bar	2 - 5.5 Bar	Ø6mm	Ø6mm	Ø6mm
Cup Capacity	600ml	1000ml	100ml	10m Length Supplied Fitted with: **TOOC349** Air Connectors Both Ends	• Ideal for pressure lines & Compressors • 1750kPA • Air/Water hose • Weather & Abrasion resistant	
Air Consump.	228L/Min	280L/Min	160-300L/Min			
Fluid Nozzle	Ø1.4mm	Ø2.0mm	Ø1.4mm			
Features	Paint Flow, Fan Adj, Air Control.	For professional quality	Non-Bleeder Type			

* Suitable for: Hobby enthusiasts & model makers: Spraying with Cellulose & Enamel

AIR CONNECTORS

				
Code	**TOOC340**	**TOOC341**	**TOOC342**	**TOOC344**
Connect 1	Quick Connect Female	Quick Connect Male	Quick Connect Male	Air Hose Fitting - 8mm
Connect 2	BSP1/4" Female	BSP1/4" Male	BSP1/4" Female	Quick Connect Male

			Inline Lubricator	Coupler 5Pcs Air Hose Connector
			 6.35mm thread	
Code	**TOOC346**	**TOOC349**	**PAB1222**	**TOOC348**
Connect 1	Air Hose Fitting	Air Hose Fitting - 6mm	Helps to reduce wear on air tools. Automatically lubricates air line system.	Kit Includes: • **TOOC346** • **TOOC342** • **TOOC340** • **TOOC344** • **TOOC341**
Connect 2	BSP1/4" Male	Spray Gun Fitting		

©ACDC Dynamics

TOOL BAGS

	Professional Trolley Tool Bag	Tool Bag with Tubular Handle	Super Open Mouth Tool Bag
	42 Pockets WITH WHEELS 	56 Pockets 	24 Pockets 
Code	**SB-L001**	**SB-T017**	**SB-S002**
Fabric	Polyester 600D	Polyester 600D	Polyester 600D & 1680D
Pockets	10-Exterior, 32-Interior	14-Exterior, 42-Interior	15-Exterior, 9-Interior
Bag Size	360 x 250 x 430mm	490 x 280 x 370mm	420 x 300 x 250mm
Capacity	25kg	25kg	25kg
Features	Three-Step Heavy Duty Trolly with stop	Foldable Sides	Wide Opening

	Popular Lady's Tool Bag	Roller/Back-Pack Tool Bag	Back-Pack
	15 Pockets 	9 Pockets WITH WHEELS 	20 Pockets 
Code	**SB-S005**	**SB-P001**	**SB-P003**
Fabric	Polyester 600D	Polyester 600D	Polyester 600D
Pockets	12-Exterior, 3-interior	4-Exterior, 5-Interior	5-Exterior, 15-Interior
Bag Size	300 x 170 x 220mm	360 x 250 x 540mm	370 x 160 x 460mm
Capacity	15kg	20kg	20kg
Features	-	Roller or Back-Pack on Wheels	c/w Rubber Bottom

	Multi Purpose Bag	Tool Bag with Seat	Handy Tool Bag
	12 Pockets 	6 Pockets 	13 Pockets Tool-Bag with Shoulder Strap 
Code	**SB-B023**	**SB-M005**	**SB-C003**
Fabric	Polyester 600D	Polyester 600D	Polyester 600D
Pockets	8-Exterior, 4-interior	6-Exterior	12-Exterior, 3-Interior
Bag Size	330 x 570mm	420 x 290 x 310mm	240 x 240 x 420mm
Capacity	8kg	80kg	15kg

	Utility Vest Kit	Hands-free Vest	Belt Tool Pouch
	14 Pockets 	• Adjustable - 1 size fits all • Heavy Duty material & 3 Zippers 	• Universal 
Code	**SB-G005**	**SB210404**	**EUROMARIO**
Fabric	Polyester 600D	Polyester 600D	Industrial Nylon
Pockets	14-In total	7 Pockets	3-Exterior, 2-Interior
Bag Size	650 x 500mm	500 x 595mm	Belt Mount
Capacity	-	-	-

©ACDC Dynamics

METAL TOOL CASES

Aluminium Tool Boxes



MJ-3083

520L x 210H x 230W



MJ-3085

594L x 210H x 230W

Steel Canterlever



MJ-20565

565L x 215H x 220W

SB210206

404L x 195H x 200W

Steel Tool Box



SB210211

- 4 Drawers and top compartment Toolbox • On wheels • Lockable
- 668L x 386H x 316W

Steel 3-in-1 Combo



JF-A300ABC

581 x 297 x 266H
495 x 285 x 222H
460 x 204 x 181H

Plastic Trolley Case



MJ-2055

712H x 315D x 485W

Plastic Tool Boxes



MJ-30019D

485L x 270H x 245W



MJ-10571

420L x 230H x 200W



MJ-10555A

395L x 235H x 175W



MJ-12056

500L x 240H x 260W

Tool Cabinets

• 1st drawer includes division boxes, other 3 drawers include dividers



Division Boxes



Dividers









Code	ELS-274M	ELS-274MA	ELS-276M	ELS-276MA
Size (mm)	863H x 1070W x 515D	1333H x 1070W x 515D	863H x 1070W x 515D	1333H x 1070W x 515D
Drawers (included)	4 x 150H	4 x 150H	2 x 75H; 2 x 100H; 1 x 150H	2 x 75H; 2 x 100H; 1 x 150H
Colour	Blue	Blue	Blue	Blue

Mobile Tool Cabinets

• 1st drawer includes 12 division boxes, other drawers have 3 compartments each



12 Free hanger hooks incl.



Code	ELA-185M	ELA-185MA
Size (mm)	993H x 700W x 510D	1462H x 700W x 510D
Drawers (included)	1 x 100H; 4 x 150H	1 x 100H; 4 x 150H
Colour	Red	Red

©ACDC Dynamics

PLASTIC TOOL BOX ORGANISERS

2 Door Storage Boxes



ZD-B2

2 sides can open independantly
Tough Transparent lids
Adjustable partitions
Total of 32 Compartments
Size: 295L x 220H x 76Wmm



MJ-10237

2 sides can open independantly
Tough Transparent lids
Adjustable partitions
Total of 22 Compartments
Size: 370L x 300H x 80Wmm

Storage Box



MJ-46368

Single Lid opening
Tough Transparent lid
Adjustable partitions
Total of 26 Compartments
Size: 460L x 360H x 80Wmm

Storage Drawers



MJ-10184

4 Pull-out drawers
Single Top compartment
with Transparent lid
Total of 21 Compartments
Size: 415L x 225H x 240Wmm



MJ-10219

3 Pull-out drawers
2 Top Compartments
with Transparent lids
Total of 17 Compartments
Size: 400L x 205H x 290Wmm

Small 2 Door Storage Box



ZD-B3

2 sides can open independantly
Tough Transparent lids
Fixed partitions
Total of 13 Compartments
Size: 162L x 99W x 45Hmm

Accessory Box



MJ-10310

Single Lid opening
Tough Clear lid/ Quick view
Fixed partitions
Total of 18 Compartments
Size: 310L x 200W x 45Hmm

Storage Box



HL3021

Single Lid Opening
Tough Transparent Lid
Total of 26 Adjustable
Compartments
Size: 460L x 330W x 75Hmm

Aluminium Tool Case



SB210310

Aluminium Carry Case
Formed Foam Cut-outs
Adjustable partitions
Total of 6 Compartments
Size: 460L x 335W x 150Hmm

SHELVING

The economical, aesthetically pleasing, DIY, quick assembly (no screws) shelving. Ideal for the Store, Garage, Workshop, Office or the Garden Shed



FLAT PACKED
4 TIER:
820 x 320 x 65mm
5 TIER
930 x 470 x 65mm









Code	ADIY3903W	ADIY3904G	ADIY3901W	ADIY3902G
Colour	White	Grey	White	Grey
Description	5 Shelf, Loading: Max 250kg per Shelf, Up to 1250kg Total Weight Size: 1830 x 920 x 458mm		4 Shelf, Loading: Max 150kg per Shelf, Up to 600kg Total Weight Size: 1524 x 814 x 305mm	

• Heavy steel profile uprights • Removable shelves • Easy and quick erection • Available in Grey or White

©ACDC Dynamics

STORAGE BINS

Hanger Bins – Material: Polypropylene







Code	TKI-8301	TKI-8302	TKI-8303	TKI-8304	TKI-8305
Size (mm)	50H x 105W x 110L	75H x 105W x 140L	75H x 105W x 190L	125H x 140W x 220L	125H x 140W x 270L
Colour	Red	Blue	Yellow	Blue	Red

• Each Bin supplied with index label • All of the above Bins are designed to assemble (interlock) onto the Louvred Hanger Board, see KH-306 below

Team Bins – Material: Polypropylene







Code	TKI-810	TKI-815	TKI-820	TKI-854	TKI-855
Size (mm)	75H x 100W x 160L	124H x 150W x 240L	155H x 200W x 340L	177H x 200W x 450L	177H x 300W x 450L
Colour	Yellow	Red	Blue	Blue	Blue

• Optional Extra: Back Link Clips Code: **EBTK0892**
• Each Bin supplied with index label and four supporting poles for interlocking Bins vertically
• Interlockable slots on either side ensure Bins are kept locked side by side



Code	EBTK0892
	Back Link Clips per 100

Universal Team Bins – Material: • ABS Cabinet. • Polyethylene Drawers

Interlockable from left to right or top to bottom

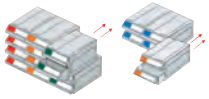





Code	TKI-301	TKI-302	TKI-304
Cabinet Size (mm)	86H x 128W x 195D	86H x 128W x 195D	86H x 128W x 195D
Drawers (included)	73H x 112W x 167D (1pcs)	35H x 116W x 167D (2pcs)	35H x 53W x 167D (4pcs)

• Each Bin supplied with index label

Mobile Storage Bin Rack



c/w 64 small bins and 30 large bins.
Small bin: 75H x 105W x 165L
Large bin: 125H x 150W x 240L

HL3201

Size: 940 x 500 x 1250mm

Document Cabinets – Material: • 0.7mm cold Steel Plate Cabinet • Polyethylene Drawers





Code	A4G-345	A4HG-10203	B4HG-10203	A4H-104	B4H-104
Cabinet Size (mm)	880H x 812W x 346D	360H x 260W x 346D	360H x 300W x 414D(mm)	360H x 260W x 346D	360H x 300W x 414D(mm)
Drawers (included)	45H x 230W x 326D (A4) (46pcs)	71H x 230W x 326D (A4) (2pcs) 45H x 230W x 326D (A4) (3pcs)	71H x 270W x 393D (B4) (2pcs) 45H x 270W x 393D (B4) (3pcs)	71H x 230W x 326D(A4) (4pcs)	71H x 270W x 393D (B4) (4pcs)






Code	RM-530	TR-4116
Cabinet Size (mm)	880H x 900W x 420D Bins included 30 x **TR-4116** (Bins) c/w 2 dividers per Bin Max dividers per Bin, 7	105H x 415W x 168D Spare Bins

TR-DIVIDER

Spare Dividers (3pcs)

• Anti-Slip Device
• Flexible Spacing
• Colour Labels (included)

Louvred Board – Material: 0.7mm cold Steel Plate

Code	KH-306
Size (mm)	900W x 450H

©ACDC Dynamics

UTILITY ROPES & CHAINS

Ropes


RMP-0615


RMP-1015H


RMP-420H


RCB-512


RPC-430


RS-55HP

Code	Ø x Length	Type
RMP-0615	6mm x 15m	Multipurpose
RMP-0823	8mm x 23m	Multipurpose
RMP-1030	10mm x 30m	Multipurpose
RMP-1215	12mm x 15m	Multipurpose
RMP-1015H	10mm x15m	M/P on Reel
RMP-420H	4mm x 20m	M/P on Reel
RMP-620H	6mm x 20H	M/P on Reel
RCB-512	5mm x 12m	Cotton Blend

Code	Ø x Length	Type
RPC-430	4mm x 30m	Para Cord
RS-55HP	5mm x 5m	Ski Rope
RS-510HP	5mm x 10m	Ski Rope
RS-530HP	5mm x 30m	Ski Rope
RS-710HP	7mm x 10m	Ski Rope
RS-730HP	7mm x 30m	Ski Rope
RS-1015HP	10mm x 15m	Ski Rope
RS-1030HP	10mm x 30m	Ski Rope

Short Link Steel Chain



Code (30m)	Size Ø	Code (2m)	Size Ø
TOOC250	3mm	TOOC261	3mm
TOOC251	4mm	TOOC262	4mm
TOOC252	5mm	TOOC263	5mm
TOOC253	6mm	TOOC264	6mm
TOOC254	7mm	TOOC265	7mm
TOOC255	8mm		
TOOC256	10mm		

• For Lifting Purposes • Steel-Wire Electro-Galvanised

TIE DOWN STRAPPING




2pcs


4pcs


12pcs

Code	RTD-25X5M/1P	RTD-25X5M/2P	RTD-25X5M/4P	TDK-12P
Strap size	25mm x 5m	25mm x 5m	25mm x 5m	2 x 25mm Tie Down Straps with buckle
Breaking Strain	500kg	500kg	500kg	2 x 2.5m x 25mm Tie Down Rachet with Hook
Includes	1 x Ratchet Tie Down Strap with S Hooks	2 x Ratchet Tie Down Strap with S Hooks	2 x Ratchet Tie Down with Hooks + Tie Down Straps 2 Buckles	8 x 8mm Bungee Cords 400,600, 800,1000mm




2pcs


5pcs

Bungee Cords



Code	RTD-50x6M/1P	RTD-38X5M/2P	TDK-5P	BC-8X800/2P	8mm x 800mm
Strap size	50mm x 6m	38mm x 5m	3.5m x 25mm Tie Down	BC-8X800/4P	8mm x 800mm
Breaking Strain	1300kg	2000kg	strap I 4 x 4.5mm	BC-10X2000/2P	10mm x 2000mm
Includes	1 x J Hooks	J Hook	Bungee Cords	c/w 3.2mm Steel Hooks	

GENERATORS



Contact our Sales Team with your specific requirement to get a tailor made solution. Multiple engine/alternator and controller options can be selected according to your needs.

3-Phase Diesel Generators

Code	Power	ATS
GEN-25KVA-A	25kVA	Included
GEN-35KVA-A	35kVA	Included
GEN-44KVA-A	44kVA	Included
GEN-55KVA-A	55kVA	Included
GEN-66KVA-A	66kVA	Included
GEN-88KVA-A	88kVA	Included
GEN-110KVA-A	110kVA	Included


GEN-2800KW


TOOI512

Single Phase Petrol Generators

Code	Description
GEN-2800KW	2200W 230VAC - Recoil Start
GEN-5500KW	5.5KW 230VAC - Recoil Start/ Electric Start
TOOI512	2KW 230VAC Inverter- Recoil Start

Note: Please confirm detailed specifications when placing your order.

©ACDC Dynamics



WIRING ACCESSORIES

20

Our collection is curated to offer a wide range of products that cater to the needs of both professional electricians and DIY enthusiasts. From plugs and home automation to cable management solutions and connectors, each item is designed to ensure safety, efficiency, and ease of installation.

PLUG TOPS & ADAPTORS

Adaptors



A411
Euro Plug Adaptor



SK250093
Euro Plug Adaptor



A412
Schuko / Euro Adaptor



YJ-N12
SA & 2 Euro Adaptor



A416
Triple Euro Plug Adaptor



YJ-N12-1
1 x SA, 1 x Euro & 1 x Schuko

2-Way



YJ-N22
3 x 16A SA

3-Way



AP306
3 x 16A SA



MA-4N
4 x N-Type



AP111-2C
SA & Schucko & Euro With 1 x USBA & 1 x USBC Charger 1A



A-002
3 x British 13A Adaptor c/w 3 x USB 5V / 2.1A



A-005
3 x N-Type 16A Adaptor c/w 3 x USB 5V / 2.1A



AR-38
3 x Euro & 1 x Schuko



AR-13
1 x SA & 3 x N-Type



AP305-WH
1 x Schuko

Janus Adaptors



A310W
Janus Coupler Nylon Material White



A310BK
Janus Coupler Nylon Material Black



RA310BK
Janus Coupler Rubber Material Black

Child Protection



SACP/4
4 Sets/pack

Plugs



SNP300-*
Snapper 16A



A300-*
Standard 16A Hollow Pins



A300-WH/3
3 x Plugs - Retail Pack



A300-*-SP
Standard 16A Solid Pins



CB300-WH
Chubby 16A

*For **SNP300-*** add colour to code: ○ **WH** *(White)*, ● **BL** *(Blue)*, ● **Y** *(Yellow)*, ● **OR** *(Orange)*, ● **R** *(Red)*, ○ **CL** *(Clear)*, ● **BR** *(Brown)*, ● **BK** *(Black)*
*For **A300-*** add colour to code: ○ **WH** *(White)*, ● **BL** *(Blue)*, ● **Y** *(Yellow)*, ● **OR** *(Orange)*, ● **R** *(Red)*, ● **GN** *(Green)*
*For **A300-*SP** add colour to code: ○ **WH** *(White)*, ● **BK** *(Black)*

Plugs



RA300BK
Rubber 16A



4036
16A Hollow Pins



A303
Dedicated 16A



ISDPT03
15A SA c/w white handle



A301
5A



N300-*
N-Type 16A. ***WH / BK**

WIRING ACCESSORIES

©ACDC Dynamics

STOVE SOCKETS

NEW






Code	SS-45A-3P	SS-16A-4P	SP-16A-4P	SP-45A-3P
Description	45A 250V 3-Pin Single Phase Stove Socket c/w Cap	16A 250V 4-Pin Single Phase Stove Socket c/w Cap	16A 250V 4-Pin Single Phase Stove Plug No Cap	16A 250V 3-Pin Single Phase Stove Plug No Cap

EXTENDERS BRITISH TYPE (FOR EXPORT ONLY)



All use British Type Plug




BTE-5-SP BTE-5

NEW USB



ET-913A ET-915A




Code	-	BTE-4	BTE-5	ET-913A-USB	L-31-3	BTE-4X2
Description	13A British Sockets		On/Off Switches	3x13A c/w 4xUSB Ports	3-Way Multi-Adaptor Extender	2 x 2 Pin Euro & 3 x 13A British c/w On/Off switches
Code	BTE-3-SP	BTE-4-SP	BTE-5-SP	ET-915A-USB		
Description	With Surge Protection		With Surge Protection	5x15A c/w 4xUSB Ports		



Extension Cord

Length	Code	
	White	Black
3m	B2-3W	B2-3B
5m	B2-5W	B2-5B
10m	B2-10W	B2-10B
20m	B2-20W	B2-20B

10A 1mm² x 3 core

Extender Reel



BE-10M
Extender Reel 10m

Plug Top



A304
British 13A - c/w fuse

Janus Plug



L12
13A British Single

Metal Clad Sockets




A709
13A British Socket Outlet

A710
2 x 13A British Socket Outlet

TRAVEL ADAPTORS

South African



Code	SAT100
Description	15A South African to multi-adaptor

British



Code	BE822
Description	13A British to Multi-adaptors & to South African

SA Schuko



Code	EURO-SA
Description	16A SA Outlet 2P+E Schuko input

Travel USB Charger




Code	RE-MT2USB
Description	Input multi-plug: can be configured as British, American, Australian and Euro. Output: Multiplug + 2x USB, 2.1A max.

Multi-Adaptor (with USB 500mA 5V output)



Code	RW-SM
Description	Input multi-plug: British, American, Australian, Euro Output: multi-plug output + USB power output

Overseas Adaptor



Code	YX1190
Description	2 Pin Euro / American to British, Australian, Euro or American

Multi-Adaptor (with built-in WiFi Router)

NEW



Code	JY-189
Description	Input multi-plug: British, American, Australian, Euro. Output: multi-plug + 2 x USB 5V/2.5A (Total)

©ACDC Dynamics

EXTENDERS EURO TYPE (FOR EXPORT ONLY)







Code	TDZ-6B	KFB-03/4	C1-H3T	C1-H4T	C1-2P
Description	6 x 2 Pin Euro Sockets	4 x 2 Pin Euro & 3 x Schuko Sockets with Schuko Plug	3 x Schuko Sockets	4 x Schuko Sockets	2 x Schuko & 2 x 2 Pin Euro Sockets

Energy Saving





Code	LK-33129D	SP6216M	PMS-GE2-03
Description	3 x Schuko / Italian / Euro sockets 6 x Italian / Euro sockets c/w Switch and 0.5m cable	Energy saving extender with surge protection. Plug TV/ PC into master socket. All peripheral equipment is plugged into slave. 0.5 meter cable. 6 x Schuko sockets	3 Way Schuko Extender with 1 x USBA + 1 x USBC Supports QC3.0 5V-3.4A / 9V-2A / 12V-1.5A

SCHUKO SOCKET & PLUG (FOR EXPORT ONLY)








Code	KFB-602201	KFB-602202	KFB-54950	PP503	-	-
Code Black	KFB-602201-BK	KFB-602202-BK	-	-	PP205	PP206
Description	10/16A Plug	10/16A Socket	10/16A 2P+E Socket	10/16A 90 plug	10/16A plug rubber	10/16A Socket rubber







Code	CF-01/2	CF-01/3	CF-01/01-2	ZD01/02A	PA-GE4-101SU2
Description	2 x 2 pin Euro (2.5A)	3 x 2 pin Euro (2.5A)	2 x 2 pin Euro (2.5A) 1x Schuko (16A)	2 x Schuko (16A)	1 x 2 Pin Euro (2.5A) 1 x Schuko (16A) 2 x USBA 5V/2.1A (Total)

SCHUKO EXTENSION CORDS & REELS (FOR EXPORT ONLY)



Length	Code	
	10A	16A
15m	MX-1015	–
20m	MX-1020	MX-1620
25m	MX-1025	MX-1625
30m	–	MX-1630
50m	–	MX-1650

- 16A 1.5mm² x 3 Core Cable
- 10A 1.0mm² x 3 Core Cable
- 4x Socket outlets



Length	Code	
	10A	16A
3m	S1-3M	S2-3M
5m	S1-5M	S2-5M
10m	S1-10M	S2-10M
15m	S1-15M	S2-15M
20m	S1-20M	S2-20M
25m	S1-25M	S2-25M

- 16A 1.5mm² x 3 Core Cable
- 10A 1.0mm² x 3 Core Cable



IP44 Schuko Extender

Code	No. of Sockets
TDZ-3DP	3
TDZ-4DP	4
TDZ-6DP	6



Code	Description
KFBG-15	15m Extension reel (16A) 4x Socket outlets



Code	Description
S303BK	CIEC to Schuko 1.8m, 6A, 0,75mm² x 3
S313BK	CIEC to Schuko 0.8m, 16A, 1,5mm² x 3

©ACDC Dynamics

EXTENSION CORDS & REELS

Rubber Industrial Extension Cords

Rubber Cord Set I16A 1.5mm² x 3 Core I Back to Back I 2x SA 16A

NEW



Length	Code 16A
3m	TT-F01-3M
5m	TT-F01-5M
10m	TT-F01-10M
15m	TT-F01-15M
20m	TT-F01-20M

PVC Extension Cords

With 2 Sockets side by side (White)



Length	Code	
	10A	16A
3M	A1-3W	A2-3W
5M	A1-5W	A2-5W
10M	A1-10W	A2-10W
15M	A1-15W	A2-15W
20M	A1-20W	A2-20W
25M	A1-25W	A2-25W

- 16A 1.5mm² x 3 Core Cable
- 10A 1.0mm² x 3 Core Cable

Medium Duty PVC



*Note: Empty reel supplied without sockets or switches

Length	Code	
	10A	16A
20M	MXM-1020	MXM-1620
25M	-	MXM-1625
30M	-	MXM-1630
*Empty Reel	Ø190mm Drum	DP100

- Double socket outlet
- PVC Reel/PVC Socket with cable and plug
- Size of cable: 10A/1.00mm, 16A/1.5mm
- Medium Duty

Heavy Duty Steel



*Note: Empty reel supplied without sockets or switches

Length	Code		
	10A	16A	20A
20M	SXM-1020	SXM-1620	SXM-2020
25M	SXM-1025	SXM-1625	-
30M	-	SXM-1630	SXM-2030
40M	-	-	SXM-2040
*Empty Reel	Ø290mm Drum		DP150

- Double socket outlet
- Steel Reel/PVC Socket with cable and plug
- Size of cable: 10A/1.00mm, 16A/1.5mm, 20A/2.5mm
- Heavy Duty, Durable and Robust

Plastic Extention Reel

- Double SA Socket
- Schuko Socket
- Plastic Extension Reel
- Size Of Cable: 10A/1.0mm²
  16A/1.5mm²
- Medium Duty



ERS-1020



ERS-1630-A

Length	Code	
	10A	16A
20M	ERS-1020	ERS-1620
25M	-	ERS-1625
30M	-	ERS-1630
30M	-	ERS-1630-A

Lawn Mower Extensions



KFB-3006OR

25m Extension Cord (10A) Red



KFB-3007OR

25m Extension Cord (10A) Red on Reel



KD-5033N

Empty Reel

NEW RUBBER CABLE EXTENSIONS



IP44



IP44



IP67



IP67

Code	IEC44-16A-2P+E-*	IEC44-32A-2P+E-*	IEC67-16A-2P+E-*	IEC67-32A-2P+E-*
Description	Rubber Cable Extension 16A Plug - 3 x 1.5mm²	Rubber Cable Extension 32A Plug - 3 x 4mm²	Rubber Cable Extension 16A Plug - 3 x 1.5mm²	Rubber Cable Extension 32A Plug - 3 x 4mm²
*Add Length to Code	**5M** (5 meters) **10M** (10 meters)	**5M** (5 meters) **10M** (10 meters)	**5M** (5 meters) **10M** (10 meters)	**5M** (5 meters) **10M** (10 meters)



IP44



IP44



IP67



IP67

Code	IEC44-16A-3P+N+E-*	IEC44-32A-3P+N+E-*	IEC67-16A-3P+N+E-*	IEC67-32A-3P+N+E-*
Description	Rubber Cable Extension 16A Plug - 5 x 1.5mm²	Rubber Cable Extension 32A Plug - 5 x 4mm²	Rubber Cable Extension 16A Plug - 5 x 1.5mm²	Rubber Cable Extension 32A Plug - 5 x 4mm²
*Add Length to Code	**5M** (5 meters) **10M** (10 meters)	**5M** (5 meters) **10M** (10 meters)	**5M** (5 meters) **10M** (10 meters)	**5M** (5 meters) **10M** (10 meters)

©ACDC Dynamics

S.A. EXTENDERS

Standard Black Extenders

NEW






Code	MS1-3SA	MS1-5SA	MS1-3SA-3N	MS1-4SA-4N-SHK
Description	3 x SA 16A Extension c/w 400mm Cord	5 x SA 16A Extension c/w 400mm Cord	3 x SA 16A + 3 x N-Type c/w 400mm Cord	4 x SA 16A + 3 x N-Type + 1 x Schuko outlet c/w 400mm Cord

Standard White Extenders

NEW



Comes with surge protection

Comes with surge protection


Code	MS2-331	MS2-551	MS2-331-SP	MS2-551-SP
Description	3 x SA + 3 x N-Type + 1 x Schuko outlet	5 x SA + 5 x N-Type + 1 x Schuko	3 x SA + 3 x N-Type + 1 x Schuko outlet	3 x SA + 3 x N-Type + 1 x Schuko

Standard White Extenders

NEW



NEW



With USB-A & USB-C

NEW




A313	A313-SP*	A315*	A315-SP*	AP231-2A-1C	AP341-2A-1C
3 x 16A extension with overload protection, c/w 400mm cord.		5 x 16A extension with overload protection, c/w 400mm cord.		With 1 x USB-C and 2 x USB	With 1 x USB-C and 2 x USB

16A Dedicated Red Extenders





ED513	ED515	YD-6N2S	*YD-6N2S-SP
3 x 16A extension with overload protection, c/w 400mm cord.	5 x 16A extension with overload protection, c/w 400mm cord.	With On/Off switch and circuit breaker for overload protection, c/w 0.5 metre cable.	

* Complete with Surge Protection

Standard



Standard



Switched

NEW



c/w Surge Protection

NEW



YJ-N43-1F	AP5X5	AP5X5-SW	AP5X5-SP
4 x 16A + 3 x 2Pin Euro + 1 x Schuko. With overload protection c/w 0.5m cord	5x16A SA & 5x Euro & 1X Schuko Extender Plug	5x16A SA & 5X Euro & 1X Schuko Extender Plug Switched	DSSO 5X 16A + 5 x 2pin Euro + 1x Schuko c/w O/L



Extender + Plug Combo





YJ-N33F	A313-COMBO	A315-COMBO	AP5X5-COMBO
3 x 16A + 3 x 2Pin Euro + 1 Schuko with overload protection c/w 0.5m cord	3 x Way 16A Extension + 3 Snapper Plugs	5 x Way 16A Extension + 5 Snapper Plugs	5 x 16A + 5 x 2Pin Euro + 1 x Schuko + 5 Snapper Plugs

©ACDC Dynamics

EXTENSION CORDS & REELS

Other Cables

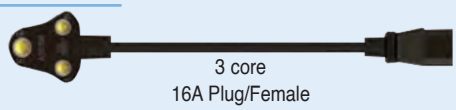

3 core
16A Plug/Female



A802G



A803BK

3 core, 1x16A Plug/
3 x Computer Female 1.5m



3 core
Male/Female 1.8m

Type	Cable Colour	Code *6A 1.8m	Code *16A 0.8m	Code 2 Way *10A	Code 3 Way *10A	Code *6A	Code *10A
Standard	Grey	A303G	A313G	A802G	A803G	A504G	A514G
	Black	A303BK	A313BK	A802BK	A803BK	A504BK	A514BK
Dedicated	Black	D303BK	D313BK	D802BK	D803BK	–	–
British	Black	B303BK	B313BK	–	B803BK	–	–

*Ratings are based on the rating of the cable



16A Plug with 2m cord, open ended on opposite side

Amps	Code	Cable Size
8A	SF-301	0.75mm² x 3 Core
10A	SF-302	1.0mm² x 3 Core
16A	SF-303	1.5mm² x 3 Core White
16A	SF-303BK	1.5mm² x 3 Core Black
16A (DED)	SF-303D	1.5mm² x 3 Core



5A Plug with **2m** cord, open ended on opposite side

SF-300

0.75mm² x 3 Core
5 Amp plug with 2m cable

5A Sockets







16A Sockets





Dedicated



Code	A309	A322	A323	A308	ED308	A307

Euro Cordsets - 1.2m

SF-306-BK



SF-306-WH

Amps	Code	Cable Size
10A	SF-306-BK	0.75mm² x 2 Core
10A	SF-306-WH	0.75mm² x 2 Core

NEW 15A RSA PLUG TOPS WITH SURGE PROTECTION

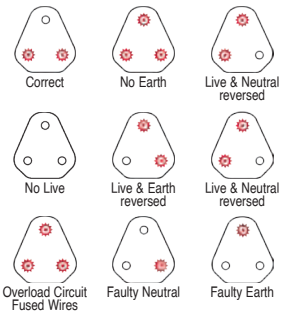



LP-600*

15A Mains Plug. 6500A Surge Protector. Protection between L-N, L-E and N-E. Plus wiring check.



LP-600-HS

15A Mains Plug. 16500A High Surge Protector. L-N, LE and NE. Plus wiring check.



LP-601*

15A main surge protection without wiring check



LP-603*

15A dedicated plug Features same as **LP-600**



LP-604

13A British Standard with 6500 Amp Surge Protection

NEW ADAPTORS

Code	HJ-2185	AR-21SP	LP-501-HS	BX-SK025C-SA	BX-SK026A-U
Description	1 x 16A SA 230V / 50Hz Peak Surge Current: 6kA	1 x SA & 1 x N-Type & 1 x Schuko c/w 6kA Surge Protection	1 x 16A SA + 1 x 2-Pin Euro I High Surge Current: 16kA	1x16A SA + 1x N-type c/w 6.5kA Surge protection	1x16A SA + 1x N-Type USB-A + USB-C: 5V/2.4A c/w 6.5kA Surge protection



HJ-2122



HS-2166B-SA

Combined Surge and Over/Under Voltage Protection

Code	Low Voltage Cut-off	High Voltage Cut-off	Delay	Surge Protection	Socket Outlet
HJ-2122-SA	185VAC (Fixed)	265VAC (Fixed)	180s	6.5kA	16A SA + 2-pin Euro
HJ-2166B-SA	150-210VAC (Adj.)	230-280VAC (Adj.)	1-999s (Adj.)	6.5kA	16A SA

©ACDC Dynamics

NEW

ORION MODULAR FRAMES & PLATES






Code	M724S2	M724C2G-*	M724S3G	M724C3G-*
Description	2 Gang Support Frame I White	2 Gang Cover Plate	3 Gang Support Frame I White	3 Gang Cover Plate
Wall Box	2 x 4	2 x 4	2 x 4	2 x 4

*Add Colour to Code: ○ **WH** (White), ● **SL** (Slate), ● **BK** (Black), ● **CH** (Champagne)

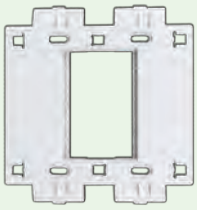

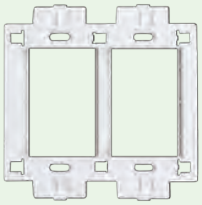


Code	M744S3G	M744C3G-*	M744S6G	M744C6G-*
Description	3 Gang Support Frame I White	3 Gang Cover Plate	6 Gang Support Frame I White	6 Gang Cover Plate
Wall Box	4 x 4	4 x 4	4 x 4	4 x 4

*Add Colour to Code: ○ **WH** (White), ● **SL** (Slate), ● **BK** (Black), ● **CH** (Champagne)






Code	M733S2G	M733C2G-*	M736S4G	M736C4G-*
Description	2 Gang Support Frame I White	2 Gang Cover Plate	4 Gang Support Frame I White	4 Gang Cover Plate
Wall Box	3 x 3	3 x 3	3 x 6	3 x 6

*Add Colour to Code: ○ **WH** (White), ● **SL** (Slate), ● **BK** (Black), ● **CH** (Champagne)

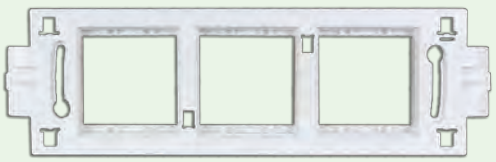


Code	M739S6G	M739C6G-*
Description	6 Gang Support Frame I White	6 Gang Cover Plate
Wall Box	3 x 9	3 x 9

*Add Colour to Code: ○ **WH** (White), ● **SL** (Slate), ● **BK** (Black), ● **CH** (Champagne)


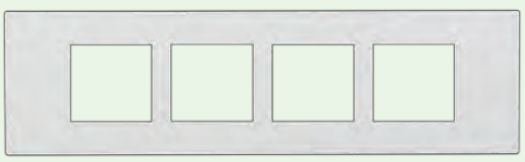

Code	M7312S8G	M7312C8G-*
Description	8 Gang Support Frame I White	8 Gang Cover Plate
Wall Box	3 x 12	3 x 12

*Add Colour to Code: ○ **WH** (White), ● **SL** (Slate), ● **BK** (Black), ● **CH** (Champagne)

©ACDC Dynamics

NEW

45 X 45MM MODULES

Switches



Code	SA-F1-*	SA-F3-*	SA-F1-2-*	SA-F3-2-*	SA-F1PB-*	SA-F1-I-*	SA-F2-*
Description	1 Way Switch	2 x 1 Way Switch	2 Way Switch	2 x 2 Way Switch	Push Button	Intermediate	1 Way Switch
Current	16A	16A	16A	16A	16A	16A	16A
Module Size	1M	1M	1M	1M	1M	1M	2M



Code	SA-F2-2-*	SA-F2PB-*	SA-P2-I-*	SA-IS-32-*	SA-IS-45-*	SA-IS-50-*
Description	2 Way Switch	Push Button	Intermediate	Isolator Switch	Isolator Switch	Isolator Switch
Current	16A	16A	16A	32A DP	45A DP	50A 3P
Module Size	2M	2M	2M	2M	3M	3M

*Add Colour to Code: ○ **WH** (White), ● **SL** (Slate), ● **BK** (Black), ● **CH** (Champagne)

Sockets



Code	SA-F30-N-*	SA-F30-*	SA-F30-S-*	SA-F30D	SA-F30D-S	SA-F30D-BL
Description	N-Type Socket	SA Socket	16A Switched Socket	SA Socket	16A Switched Socket	16A Switched Socket
Current	16A	16A	16A	16A	16A	16A
Module Size	1M	2M	3M	2M	3M	3M

*Add Colour to Code: ○ **WH** (White), ● **SL** (Slate), ● **BK** (Black), ● **CH** (Champagne)

Sockets

USB Port Connectors



Code	SA-F5-*	SA-F6-*	SA-F9-*	SA-F21C-*	SA-F21-C3-*
Description	3Pin Multi	Schuko Socket	British Socket	Dual Port Charger	Dual Port Charger
Current	10A	16A	13A	5VDC, 2.1A (Tot.)	5VDC, 4.2A (Tot.)
Module Size	2M	2M	2M	1M	2M

*Add Colour to Code: ○ **WH** (White), ● **SL** (Slate), ● **BK** (Black), ● **CH** (Champagne)

USB Port Connectors

Blank

HDMI



Code	SA-F21-C4-*	SA-F21-QC4-*	SA-F10-*	SA-F25-*
Description	Dual Port Charger	USB-C + USB-A	Blanking Plate	HDMI Connector
Current	5VDC, 2.1A (Tot.)	PD 65W + QC 3.0	-	-
Module Size	2M	2M	1M	1M

*Add Colour to Code: ○ **WH** (White), ● **SL** (Slate), ● **BK** (Black), ● **CH** (Champagne)

©ACDC Dynamics

NEW

45 X 45MM MODULES

Telecom & Data Ports





Code	SA-F11-*	SA-F12-*	SA-F12A-*
Description	RJ12	RJ45 (CAT5)	RJ45(CAT6)
Module Size	1M	1M	1M

*Add Colour to Code: ○ **WH** (White), ● **BK** (Black)

TV / SAT / FM Modules

tuya 45 x 45 Smart Modules (WiFi)










Code	SA-F16-*	SA-F17-*	SA-F19-*	SA-F42	SA-F43
Description	Coaxial TV Socket Outlet	TV/SAT Outlet	TV/FM/SAT Outlet	1 Way 16A Smart Switch - TUYA	1 Way Smart 16A Switch - TUYA
Module Size	1M	1M	2M	1M	2M

*Add Colour to Code: ○ **WH** (White), ● **SL** (Slate), ● **BK** (Black), ● **CH** (Champagne)

NEW

45 X 45 SMART MODULES

App Control · WiFi Control · Remote Switching · Switching Schedules

works with amazon alexa
works with the Google Assistant

Add the Wifi Modules to your ACDC Smart App to control remotely, see page 20.8 for more modules, support frames and cover plates.


SA-F42


SA-F43

Switch Modules: Voltage Rating: 100-240VAC

Code	SA-F42	SA-F43
Description	1 Way Pushbutton	1 Way Pushbutton
Load	16A	16A
Dimensions	1M	2M

Add the WiFi Switch Modules to your ACDC SMART app to control remotely. See page 20.8 for more modules, support frames and cover plates.

NEW

SMART MODULAR SOCKETS & SWITCHES

Smart Switches





Smart Sockets



Code	M724-SM-WH	M74-2SM-WH	M724-3SM-WH	M744-SA-SM-WH
Description	1 x 1 Way 16A Smart Switch	2 x 1 Way 16A Smart Switch	3 x 1 Way 16A Smart Switch	1 x Smart Switched 16A Socket Outlet

Smart Sockets





Code	M744-SA-2N-2SM-WH	M739-2SA-N-SM-WH	M724-2N-SM-WH
Description	1 x Smart Switched 16A Socket Outlet, Smart Switched 2 x N-Type 16A Socket Outlet	2 x 16A Socket Outlet, 1 x Smart Switched N-Type 16A Outlet	2 x Smart Switched 16A N-Type Socket Outlet

©ACDC Dynamics

NEW

ORION MODULAR SOCKETS & SWITCHES 2 x 4 RANGE

Switches

16A I 240VAC 2 x 4								Pushbuttons, Dimmers
								
Code	**M724-1L-1W-***	**M724-2L-1W-***	**M724-3L-1W-***	**M724-4L-1W-***	**M724-6L-1W-***	**M724-4L-1W-***	**M724-6L-1W-***	**M724-1L-PB-***
Description	1 Lever 1 Way	2 Lever 1 Way	3 Lever 1 Way	4 Lever 1 Way	6 Lever 1 Way	4 Lever 1 Way	6 Lever 1 Way	1 x 1P 16A Pushbutton
Code	**M724-1L-2W-***	**M724-2L-2W-***	**-**	**-**	**-**	**-**	**-**	**M724-1L-DIM-500W-***
Description	1 Lever 2 Way	2 Lever 2 Way	-	-	-	-	-	1 x 1P 16A Pushbutton & Shuttle 500W Dimmer

*Add Colour to Code: ○ **WH** (White), ● **SL** (Slate), ● **BK** (Black), ● **CH** (Champagne)

Standard Sockets

	 3 gang	 3 gang	 4 gang	 6 gang
Code	**M724-SASW-***	**M724-3N-***	**M736-SA-2N-***	**M739-2SA-2N-***
Description	1 x SA 16A Switched Socket Outlet	3 x N-Type SA 16A Socket Outlets	1 x SA 16A + 2 x N-Type SA 16A Socket Outlets	2 x SA 16A + 2 x N-Type SA 16A Socket Outlets

*Add Colour to Code: ○ **WH** (White), ● **SL** (Slate), ● **BK** (Black), ● **CH** (Champagne)

	 6 gang	 8 gang
Code	**M739-SA-U-2N-***	**M7312-SA-M-2N-U-***
Description	1 x SA 16A + 2 x N-Type SA 16A 2 x 2.1A USB Chargers + USBC Port	1 x SA 16A + 1 x Multi Socket + 2 x N-Type SA 16A Socket + 2 x 2.1A USB Chargers + USBC Port

*Add Colour to Code: ○ **WH** (White), ● **SL** (Slate), ● **BK** (Black), ● **CH** (Champagne)

USB Sockets

Telephone Sockets

	 3 gang	 3 gang	 2 gang	 3 gang	 3 gang
Code	**M724-N-SW-U-***	**M724-2U-***	**M724-CU-***	**M724-RJ11-***	**M724-2RJ11-***
Description	1 x N-Type SA 1 16A Switched Socket Outlet + 2.1A USB Charger	2 x 2.1A USB Charger + USBC Port	1 x USBC Port 1 x 2.1A USB Charger	1 x RJ11 socket	2 x RJ11 sockets

*Add Colour to Code: ○ **WH** (White), ● **SL** (Slate), ● **BK** (Black), ● **CH** (Champagne)

Data Sockets

TV Sockets

	 3 gang	 3 gang	 3 gang	 3 gang
Code	**M724-CAT6-***	**M724-2CAT6-***	**M724-TV-SAT-***	**M724-SAT-***
Description	1 x CAT 6 (RJ45) FTP socket	2 x CAT 6 (RJ45) UTP sockets	1 x TV Outlet 1 x SAT Outlet	SAT Outlet

*Add Colour to Code: ○ **WH** (White), ● **SL** (Slate), ● **BK** (Black), ● **CH** (Champagne)

©ACDC Dynamics

NEW

ORION MODULAR SOCKETS & SWITCHES 4 x 4 RANGE

Standard Sockets (4x4)






Code	M744-SASW-*	M744-2SASW-*	M744-SA-2N-2SW-*	M744-SASW-3N-*
Description	1 x SA 16A Switched Socket Outlet	2 x SA 16A Switched Socket Outlets	1 x SA 16A + 2 x N-Type 16A SA Switched Socket Outlets	1 x SA 16A Switched Socket Outlet + 3 x N-Type 16A SA

*Add Colour to Code: ○ **WH** (White), ● **SL** (Slate), ● **BK** (Black), ● **CH** (Champagne)







Code	M744-2SA-2N-*	M744-3N-*	M744-SA-SH-2SW-*	M744-2SH-2SW-*	M744-SA-2N-SH-*
Description	2 x SA 16A + 2 x N-Type 16A SA Socket Outlet	3 x N-Type 16A SA Socket Outlet	1 x Schuko Switched Socket Outlet, 1 x 16A Switched Socket Outlet	1 x N-Type 16A SA, 1 x Schuko Switched Socket Outlets	2 x N-Type 16A Socket Outlet, 1 x Schuko Outlet, 1 x 16A Socket Outlet

*Add Colour to Code: ○ **WH** (White), ● **SL** (Slate), ● **BK** (Black), ● **CH** (Champagne)

USB Chargers (4x4)







Code	M744-2SA-N-U-*	M744-4N-2U-*	M744-SASW-2N-U-*	M744-2U-*	M744-SA-N-SH-U-*
Description	2 x SA 16A + 1 x N-Type 16A SA Socket Outlet + 2.1A USB Charger	4 x N-Type 16A SA Socket Outlet + 2 x 2.1A USB Charger	1 x SA 16A Switched Socket Outlet + 2 x N-Type 16A SA + 2.1A USB Charger	2 x 2.1A USB Charger Socket Oulets + USBC Port	1 x N-Type 16A Socket Outlet, 1 x Schuko Outlet, 1 x 2.1A Switched USB Charger, 1 x 16A Socket Outlet

*Add Colour to Code: ○ **WH** (White), ● **SL** (Slate), ● **BK** (Black), ● **CH** (Champagne)

Dedicated Sockets (4x4)


3 gang




Code	M724-DSW-WH	M744-DSW-WH	M744-2DSW-WH	M744-SASW-DSW-WH
Description	1 x Red Dedicated 3 pin 16A Switched Socket Outlet	1 x Red Dedicated 3 pin 16A Switched Socket Outlet	2 x Red Dedicated 3 pin 16A Switched Socket Outlets	1 x SA 16A + 1 x Red Dedicated 3 pin 16A Switched Socket Outlets

©ACDC Dynamics

NEW

ORION MODULAR SOCKETS & SWITCHES 3x3 RANGE

Switches (3x3)






Code	M733-1L-1W-*	M733-2L-1W-*	M733-4L-1W-*	M733-1L-PB-*
Description	1 Lever 1 Way	2 Lever 1 Way	4 Lever 1 Way	1 x 1P 16A Pushbutton
Code	**M733-1L-2W-***	**M733-2L-2W-***	**M733-4L-2W-***	**M733-1L-DIM-500W-***
Description	1 Lever 2 Way	2 Lever 2 Way	4 Lever 2 Way	500W Dimmer

*Add Colour to Code: ○ **WH** (White), ● **SL** (Slate), ● **BK** (Black), ● **CH** (Champagne)

Sockets (3x3)








Code	M733-SA-*	M733-2N-*	M733-N-U-*	M733-UC-*	M733-M-*	M733-SH-*
Description	1 x SA 16A Socket Outlet	2 x N-Type SA 16A Socket Outlet	1 x N-Type SA 16A Socket Outlet + 2,1A USB Charger	1 x USBC Port 1 x 2.1A USB Charger	10A Multi Socket Outlet	16A Schuko Socket Outlet

*Add Colour to Code: ○ **WH** (White), ● **SL** (Slate), ● **BK** (Black), ● **CH** (Champagne)









Code	M733-U-*	M733-UK-*	M733-2RJ12-*	M733-2CAT6-*	M733-TV-SAT-*	M733-D-*
Description	Dual Port Charger 5VDC, 4.2A (TOT)	13A British Socket	2 x RJ12 Socket	2 x CAT6 UTP Socket	1 x TV Outlet 1 x SAT Outlet	Dedicated 16A SA Socket

*Add Colour to Code: ○ **WH** (White), ● **SL** (Slate), ● **BK** (Black), ● **CH** (Champagne)

Switched Sockets (3x3)






Code	M733-13UK	M733-15UK	M733-45L1	M733-20L1
Description	13A BS Switched Socket	1 x 3 Pin SA Switched Socket	45A DP Isolator with Neon	20A DP Isolator

*Add Colour to Code: ○ **WH** (White), ● **SL** (Slate), ● **BK** (Black), ● **CH** (Champagne)

©ACDC Dynamics

NEW

ORION MODULAR SOCKETS & SWITCHES 3x3 RANGE

Switched Sockets (3x6) / Smart Switches (3x3)






Code	M733-13UK-2	M733-45L1-C	M733-SM-*	M733-2SM-*
Description	2 x 13A BS Switched Socket	Cooker Control Unit	Single Smart 16A Tuya Switch	Double Smart 16A Tuya Switch

*Add Colour to Code: ○ **WH** (White), ● **SL** (Slate), ● **BK** (Black), ● **CH** (Champagne)

Sockets







Code	M7402-*	M7404-*	M7411-*	M7400-*	M7406-*
Desc.	2 x 16A Switched Socket (4 x 4)	1 x 16A Switched + 1 x N-Type + 2 x 2.1A USB (4 x 4)	1 x 16A Switched + 1 x N-Type + 1 x Schuko (4 x 4)	1 x 16A Switched Socket (4 x 2)	1xN-Type + 1x16A Switched Socket (4 x 2)

*Add Colour to Code: ○ **WH** (White), ● **SL** (Slate), ● **BK** (Black), ● **CH** (Champagne)

MONO BLOCK DEDICATED








Code	M7500-W	M7501-W	M7502-W	M7500	M7501	M7502
Desc.	Switched Socket 1 x 16A (4 x 2)	Switched Socket 1 x 16A (4 x 4)	Switched Socket 2 x 16A (4 x 4)	Switched Socket 1 x 16A (4 x 2)	Switched Socket 1 x 16A (4 x 4)	Switched Socket 2 x 16A (4 x 4)

MONO BLOCK 4X4 ISOLATORS

Isolators





Code	M7901-WH	M7902-WH	M7903-WH
Desc.	Stove Isolator 32A DP (2x4) White	Stove Isolator 45A DP (4x4) White	Stove Isolator 50A 3P (4x4) White

©ACDC Dynamics

NEW

EMPTY WEATHERPROOF MODULAR BOXES IP55

For modules see page 20.8






Code	WP5-2G	WP5-3G	WP5-4G	WP5-6G
Description	2 gang	3 gang	4 gang	6 gang

NEW

WEATHERPROOF MODULAR BOXES IP66





Code	SWB-4W-2G-E	SWB-4W-4G-E	SWB-4W-4G-ELCB
Description	Empty I 2 Gang	Empty I 4 Gang	16A Switched Socket Outlet with ELCB
Material	Base: ABS / Lid + Button: PC	Base: ABS / Lid + Button: PC	Base: ABS / Lid + Button: PC

NEW

WEATHERPROOF SWITCHES IP66








Code	WP1-1L-1W	WP1-2L-1W	WP1-3L-1W	WP1-PB	WP1-1L-2W
Description	1 Gang 1 Way	2 Gang 1 Way	3 Gang 1 Way	Bell Press	1 Gang Double Pole

NEW

45 x 45 SMART MODULAR Wi-Fi WATERPROOF SOCKETS IP55

App Control · WiFi Control · Remote Switching · Switching Schedules · Count Down Timer · Share Control with Others

works with amazon alexa

works with the Google Assistant

Input Voltage: AC100-240V I PC Plastic





Code	WP5-3G-SA-SM	WP5-6G-2SA-2SM	WP5-3G-2N-SM
Description	1 x Smart Switched Waterproof SA 16A Socket	2 x Smart Switched Waterproof SA 16A Socket	2 x Smart Switched Waterproof N-Type 16A Socket

©ACDC Dynamics

NEW

SMART Wi-Fi WATERPROOF SOCKETS

WiFi Control | App Control | Remote Switching | Count Down Timer | Switching Schedules | Share Control with Others | Bluetooth Controllable

works with amazon alexa

works with the Google Assistant

- Input Voltage: 90-250VAC
- Weatherproof Enclosure
- UV Protected
- Impact Rating: 22Kgf/cm²
- Flame Retardant Enclosure: UL 94-HB

				
Code	**SWB-2G-UK-SM**	**SWB-2G-SHK-SM**	**SWB-2G-SA-SM**	**SWB-2G-SM**
Description	1 x Smart Switched Waterproof British Socket 16A I **IP66**	1 x Smart Switched Waterproof Schuko Socket 16A I **IP66**	1 x Smart Switched Waterproof SA Socket 16A I **IP66**	Smart Switched Waterproof Box **IP66**
				
Code	**SWB2-4G-2UK-SM**	**SWB2-4G-2SHK-SM**	**SWB2-4G-2SA-SM**	**SWB2-4G-SM**
Description	1 x 2 Way Smart Switched Water-proof British Socket 16A I **IP66**	1 x 2 Way Smart Switched Water-proof Schuko Socket 16A I **IP66**	1 x 2 Way Smart Switched Water-proof SA Socket 16A I I **IP66**	1 x Smart Switched Waterproof Box **IP66**

NEW

3 x 3 SMART Wi-Fi + RF SOCKETS

WiFi Control | App Control | Radio | Remote Switching | Count Down Timer | Switching Schedules | Share Control with Others

works with amazon alexa

works with the Google Assistant

- Input Voltage: 100-240VAC
- Allows you to pair with an RF433MHz remote control

	Universal Type	British Type	EU Type
Single Frame			
Code	**WF3401U-***	**WF3401B-***	**WF3401E-***
Description	1 X 16A Crystal Glass Socket	1 X 16A Crystal Glass Socket	1 X 16A Crystal Glass Socket
Double Frame			
Code	**WF3402U-***	**WF3402B-***	**WF3402E-***
Description	2 X 13A Crystal Glass Socket	2 X 13A Crystal Glass Socket	2 X 13A Crystal Glass Socket

*Add colour to code : ○WH (White), ●BK (Black), ◐G (Gold)

WIRING ACCESSORIES

©ACDC Dynamics

NEW

3 x 3 SMART Wi-Fi SWITCHES

WiFi Control | App Control | Radio | Touch | Count Down Timer | Switching Schedules | Share Control with Others

works with amazon alexa

works with the Google Assistant

- Input Voltage: 160-240VAC
- The WiFi Switches can work with No Neutral
- Add Capacitor to work with No Neutral.

	Wall Plates			Intelligent Modules
Light Switches - No Neutral Required				
Remote Switching				
Code	**WF3001P-WH**	**WF3001P-BK**	**WF3001P-G**	**WF3001**
Description	1 Gang (3x3) Crystal Glass White Plate	1 Gang (3x3) Crystal Glass Black Plate	1 Gang (3x3) Crystal Glass Gold Plate	1 Gang (3x3) Max. Load (1000W)
Remote Switching				
Code	**WF3002P-WH**	**WF3002P-BK**	**WF3002P-G**	**WF3002**
Description	2 Gang (3x3) Crystal Glass White Plate	2 Gang (3x3) Crystal Glass Black Plate	2 Gang (3x3) Crystal Glass Gold Plate	2 Gang (3x3) Max. Load (2x1000W)
Remote Switching				
Code	**WF3003P-WH**	**WF3003P-BK**	**WF3003P-G**	**WF3003**
Description	3 Gang (3x3) Crystal Glass White Plate	3 Gang (3x3) Crystal Glass Black Plate	3 Gang (3x3) Crystal Glass Gold Plate	3 Gang (3x3) Max. Load (3x1000W)
Remote Switching				
Code	**WF3004P-WH**	**WF3004P-BK**	**WF3004P-G**	**WF3004**
Description	4 Gang White Crystal Glass Plate	4 Gang Black Crystal Glass Plate	4 Gang Gold Crystal Glass Plate	4 Gang Max. Load (4 x 1000W)
Curtain Switches - Neutral Required I Works with 3-wire curtain motors				
Open/Close Curtain				
Code	**WCU300-WH**	**WCU300-BK**	**WCU300-G**	**WCU300**
Description	Crystal Glass White Plate	Crystal Glass Black Plate	Crystal Glass Gold Plate	Curtain Switch Module Max. Load (1000W)
Light Dimmers - Neutral Required				
Dimmable				
Code	**WD300-WH**	**WD300-BK**	**WD300-G**	**WD300**
Description	Crystal Glass White Plate	Crystal Glass Black Plate	Crystal Glass Gold Plate	Light Dimming Module Max. Load (300W)

©ACDC Dynamics

NEW

4 x 2 SMART WIFI TOUCH SWITCHES

WiFi Control | App Control | Touch | Count Down Timer | Switching Schedules | Share Control with Others

works with amazon alexa

works with the Google Assistant

- Input Voltage: 160-240VAC
- The WiFi Switches can work with No Neutral
- Add Capacitor to work with No Neutral.

	Wall Plates (125 x 80mm)			Intelligent Modules
Light Switches - No Neutral Required				
Remote Switching				
Code	**WF7001P-WH**	**WF7001P-BK**	**WF7001P-G**	**WF7001**
Description	1 Gang (4x2) Glass White Plate	1 Gang (4x2) Glass Black Plate	1 Gang (4x2) Glass Gold Plate	1 Gang (4x2) Max. Load (1000W)
Remote Switching				
Code	**WF7002P-WH**	**WF7002P-BK**	**WF7002P-G**	**WF7002**
Description	2 Gang (4x2) Glass White Plate	2 Gang (4x2) Glass Black Plate	2 Gang (4x2) Glass Gold Plate	2 Gang (4x2) Max. Load (2x1000W)
Remote Switching				
Code	**WF7003P-WH**	**WF7003P-BK**	**WF7003P-G**	**WF7003**
Description	3 Gang (4x2) Glass White Plate	3 Gang (4x2) Glass Black Plate	3 Gang (4x2) Glass Gold Plate	3 Gang (4x2) Max. Load (3x1000W)
Remote Switching				
Code	**WF7004P-WH**	**WF7004P-BK**	**WF7004P-G**	**WF7004**
Description	4 Gang White Crystal Glass Plate	4 Gang Black Crystal Glass Plate	4 Gang Gold Crystal Glass Plate	4 Gang Max. Load (4 x 1000W)
Curtain Switches - Neutral Required I Works with 3-wire curtain motors				
Open/Close Curtain				
Code	**WCU700-WH**	**WCU700-BK**	**WCU700-G**	**WCU700**
Description	Glass White Plate	Glass Black Plate	Glass Gold Plate	Curtain Switch Module Max. Load (1000W)
Light Dimmers - Neutral Required				
Dimmable				
Code	**WD700-WH**	**WD700-BK**	**WD700-G**	**WD700**
Description	Glass White Plate	Glass Black Plate	Glass Gold Plate	Light Dimming Module Max.Load (300W)

WIRING ACCESSORIES

©ACDC Dynamics

A7000 DOMESTIC FLUSH SWITCHES & SOCKETS

Switches - 16A @ 250VAC



A7001 1 lever 1 way	A7011 1 lever 2 way



A7002 2 lever 1 way	A7012 2 lever 2 way



A7003 3 lever 1 way	-



A7004 4 lever 1 way	-



A7005 5 lever 1 way	-



A7006 6 lever 1 way	-

Sockets



A7008
2 x 5A socket (2x4)



A7400
1 x 16A switched socket (2x4)



A7401
1 x 16A switched socket (4x4)



A7402
2 x 16A switched socket (4x4)



A7403
1 x 16A + 1 x 16A switched sockets



A7405
1 x 16A + 10A Multi sockets

Dedicated Sockets



A7500-W
1 x 16A switched socket (2x4) White



A7501-W
1 x 16A switched socket (4x4) White



A7502-W
2 x 16A switched socket (4x4) White



A7500
1 x 16A switched socket (2x4) Red



A7501
1 x 16A switched socket (4x4) Red



A7502
2 x 16A switched socket (4x4) Red

Dimmers



A7033-*
*Add Watts to code: **500W** or **800W**



A7030
500W Dimmer on/off



A7034
300W Dimmer on/off



A7031
500W Dimmer on/off with 1 switch



A7032
500W Dimmer on/off with 2 switches

Doorbell Switch



A7007
1 x 16A Spring return doorbell switch

Shaver Socket



A7010
Shaver socket

Television Plates



A8040
TV socket



A8042
SAT TV socket



A8047
TV & Satellite socket

©ACDC Dynamics

A7000 DOMESTIC FLUSH SWITCHES & SOCKETS

Telephone / Data









Code	A8043	A8044	A8045	A8046	A8048
Description	1 x RJ11/RJ12	2 x RJ11/RJ12	CAT 5E (RJ45)	CAT 6 (RJ45)	2 x CAT 6 (RJ45)

Isolators








Code	A7300	A7301	A7302	A7304	A7303	A7305
Description	Stove Isolator 32A DP with neon (2x4)	Stove Isolator 45A DP with neon (4x4)	Stove Isolator 32A DP (2x4)	Stove Isolator 45A DP (4x4)	Stove Isolator 50A 3P (4x4)	Air-Conditioning Isolator 20A DP (4x2)

Thermostat







Code	A7700	A7100	A7102	A7103	A7104
Description	Thermostat for underfloor heating 3600W c/w 20A Isolator and probe	4 x 2 Blank Cover Plate	4x4 Blank Cover Plate	4 x 2 Surround	4 x 4 Surround

Accessories






Pre-packed sockets and switches - Comes complete with extension box for surface mounting





Code	A700-SW	A701-SW	A702-SW	A703-SW	A7001-BB	A7002-BB	A7003-BB
Description	16A Switch 1 way	16A Switch 2 way	16A Pushbutton Spring Return	16A push-button spring return for bell	1 Lever 1 Way light switch	2 Lever 1 Way light switch	3 Lever 1 Way light switch

Pre-packed sockets and switches - Comes complete with extension box for surface mounting








Code	A7400-BB	A7008-BB	A7401-BB	A7402-BB	A7403-BB
Description	1 x 16A switched socket (4 x 2)	2 x 5A socket (4 x 2)	1 x 16A Switched socket (4 x 4)	2 x 16A Switched Sockets (4x4)	1 x 16A + 1 x 10A Switched sockets

©ACDC Dynamics

DOMESTIC FLUSH SOCKETS & SWITCHES

Switches - 16A @ 250VAC

NEW BLACK RANGE


Black


Silver











A7001-* 1 lever 1 way	A7002-* 2 lever 1 way	A7003-* 3 lever 1 way	A7004-* 4 lever 1 way	A7005-* 5 lever 1 way	A7006-* 6 lever 1 way
A7011-* 1 lever 2 way	A7012-* 2 lever 2 way	-	-	-	-

Standard Sockets


Black


Silver









NEW



A7400-*	A7401-*	A7402-*	A7403-*	A7405-*	B7408-*
1 x 16A switched socket (4x2)	1 x 16A switched socket (4x4)	2 x 16A switched socket (4x4)	1 x 16A + 1 x N-Type switched socket	1 x 16A + 1 x 10A Multi socket	6 x N-Type Socket Outlet

Dimmers









Doorbell Switch



A7033-*-*	A7030-*	A7031-*	A7032-*	A7007-*
***500W/ 800W** Dimmer switch	500W Dimmer On/Off	500W Dimmer On/Off with 1 switch	500W Dimmer On/Off with 2 switches	1 x 16A Spring return Doorbell switch









Television Plates







A7100-*	A7102-*	A7103-*	A7104-*	A8040-*	A8042-*	A8047-*
4 x 2 Blank Cover Plate	4x4 Blank Cover Plate	4 x 2 Surround	4 x 4 Surround	TV	SAT TV	TV & Satellite

Stove Isolators









Telephone / Data







A7300-*	A7301-*	A7302-*	A7303-*	A8043-*	A8045-*	A8046-*
Stove isolator 32A DP with neon (2x4)	Stove isolator 45A DP with neon (4x4)	Stove Isolator 32A DP (2x4)	Stove Isolator 50A 3P (4x4)	1 x RJ11/ RJ12	CAT 5E (RJ45)	CAT 6 (RJ45)

©ACDC Dynamics

*Add Colour to Code: **S** (Silver), **BK** (Black)

B7000 DOMESTIC FLUSH SOCKETS & SWITCHES - WHITE

Switches








Code						
	B7001 1 lever 1 way	**B7002** 2 lever 1 way	**B7003** 3 lever 1 way	**B7004** 4 lever 1 way	**B7005** 5 lever 1 way	**B7006** 6 lever 1 way
	B7011 1 lever 2 way	**B7012** 2 lever 2 way	–	–	–	–

Sockets







Code	B7400	B7401	B7402	B7403	B7404
	1 x 16A Switched Socket (4x2)	1 x 16A Switched Socket (4x4)	2 x 16A Switched Socket (4x4)	1 x N-Type +1 x 16A Switched Sockets	1 x N-Type + 1 x 16A + 1 USB 5V, 500mA Outputs

N-type SA Sockets




NEW


Dimmer



Doorbell Pushbutton



Code	B7406	B7407	B7408	B7409	B7033-*	B7007
	1 x N-Type & 1 x 16A Switched Socket (4x2)	3 x N-Type & 1 x 16A Switched Socket (4x4)	6 x N-Type Sockets (4x4)	16A SA + N-Type + Schuko Switched Socket	***500/800W** Dimmer switch	1 x 16A spring return bell-press

Dedicated Sockets








Code	B7500-W	B7501-W	B7502-W	B7500	B7501	B7502
	1 x 16A Switched Socket (4x2)	1 x 16A Switched Socket (4x4)	2 x 16A Switched Socket (4x4)	1 x 16A Switched Socket (4x2)	1 x 16A Switched Socket (4x4)	2 x 16A Switched Socket (4x4)

Blank Plates with holes to accommodate accessories








Code	A7105	A7106	A7107	A7110	A7108	A7109
	4 x 2 (**1 Lever**)	4 x 2 (**2 Lever**)	4 x 2 (**3 Lever**)	4 x 2 (**4 Lever**)	4 x 4 (**2 Lever**)	4 x 4 (**4 Lever**)

See page 20.23 for Mechs

©ACDC Dynamics

NEW B7000 DOMESTIC FLUSH SOCKETS & SWITCHES - CHAMPAGNE

Switches








Code						
	B7001-CH 1 lever 1 way	**B7002-CH** 2 lever 1 way	**B7003-CH** 3 lever 1 way	**B7004-CH** 4 lever 1 way	**B7005-CH** 5 lever 1 way	**B7006-CH** 6 lever 1 way
	B7011-CH 1 lever 2 way	**B7012-CH** 2 lever 2 way	–	–	–	–

Sockets







Code					
	B7400-CH	**B7401-CH**	**B7402-CH**	**B7403-CH**	**B7404-CH**
	1 x 16A Switched Socket (4x2)	1 x 16A Switched Socket (4x4)	2 x 16A Switched Socket (4x4)	1 x N-Type +1 x 16A Switched Sockets	1 x N-Type + 1 x 16A + 1 USB 5V, 500mA Outputs

N-type SA Sockets





NEW



Dimmer



Doorbell Push-button



Code						
	B7406-CH 1 x N-Type & 1 x 16A Switched Socket (4x2)	**B7407-CH** 3 x N-Type & 1 x 16A Switched Socket (4x4)	**B7408-CH** 6 x N-Type Sockets (4x4)	**B7409-CH** 16A SA + N-Type + Schuko Switched Sockets (4x4)	**B7033-*-CH** ***500/800W** Dimmer switch	**B7007-CH** 1 x 16A spring return bell-press

Blanks




Blank Plates with holes to accommodate accessories








Code								
	B7100-CH 4 x 2 Blank Cover Plate	**B7102-CH** 4 x 4 Blank Cover Plate	**A7105-CH** 4 x 2 (**1 Lever**)	**A7106-CH** 4 x 2 (**2 Lever**)	**A7107-CH** 4 x 2 (**3 Lever**)	**A7110-CH** 4 x 2 (**4 Lever**)	**A7108-CH** 4 x 4 (**2 Lever**)	**A7109-CH** 4 x 4 (**4 Lever**)

Accessories









Code								
	B700-SW 16A switch 1 way	**B701-SW** 16A switch 2 way	**B702-SW** Door Bell Pushbutton	**B703-SW** Dimmer Pushbutton Spring Return	**A702-BL** Blank Module	**A700-SAT** Satellite connection	**A700-TV** TV Connection	**A700-RJ12** RJ12 Telephone Module **A700-CAT5** RJ45 CAT5E **A700-CAT6** RJ45 CAT6

WIRING ACCESSORIES

©ACDC Dynamics

NEW

B7000 SMART WIFI SWITCH AND HY DIMMER MODULES

LED Dimmers









USB Charger



Code	HY-L300DIM-UNI	HY-L400DIM-KT	HY-L350DIM-PB	HY-L010V-DIM	HY-P30USB
	Rotary Universal Dimmer 10-350VA	Rotary Trailing Edge Dimmer 10-400VA	Push Button Trailing Edge Dimmer 10-350VA	Rotary 1-10V Dimmer Output: 1-10V / 40mA	USB Wall Charger Module Output Voltage: 5VDC Maximum Load: 2.1A

	Pico WiFi Switch	Pico WiFi Dimmer	Pico Slave
	 Remote Switching	 Remote Switching, Dimmable	
Code	**AS-PICO-SW**	**AS-PICO-DIM**	**AS-PICO-SL**
Description	• On/Off Switching • Neutral Required	• On/Off Switching + dimming • Neutral Required	• Used to duplicate switch or dimmer • No Neutral required
Connected Load	10-300VA LED (1-15) Resistive loads - Max. 200W	10-300VA LED (1-15) Resistive loads - Max. 200W	-
Dimensions	21 x 21 x 40mm	21 x 21 x 40mm	21 x 21 x 40mm
Functions	• App Control • Switching • Schedules	• App Control • Dimming & Switching • Schedules	Manual Switch (only with no-app control)

• Input Voltage 220-240VAC, 50Hz.
• Smart Mobile App for end user.

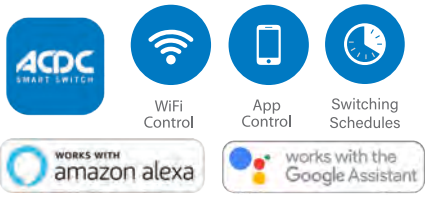

App UI

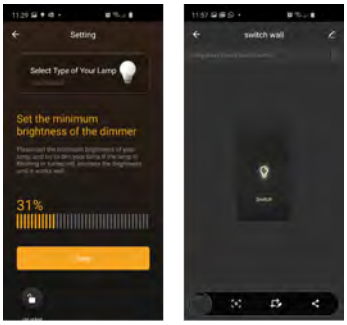

Dimmer Settings

Tap to turn on-off

Wiring Diagram

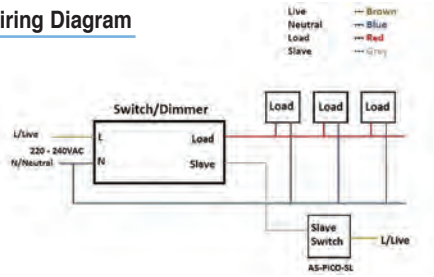

B7000 Cover Plates - For PICO Wi-Fi Switch Modules and HY Dimmer Module Range

Blank plates with cradles to accommodate the WiFi Pico Switches		
Code	**A7105D**	**A7106D**
Description	(4 x 2) 1 lever for Pico Wi-Fi Switches or HY Dimmers	(4 x 2) 1 Pico Wi-Fi Switches or HY Dimmers

NEW

SMART WIFI SWITCH MODULE





Tap to turn on-off

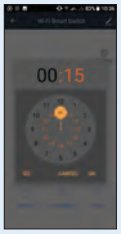

Countdown Timer



Timer Scheduling

The Wifi Switch is Connected in-line with the Lights or Home Appliance you wish to Control.

Code	Input Voltage	Max Load	Size (mm)
AS-NF-101	100-240VAC	16A	88 x 39 x 22





Wiring Diagram



WIRING ACCESSORIES

©ACDC Dynamics

NEW

SMART SWITCHING MODULES (NEUTRAL REQUIRED) IP20

WiFi Control | App Control | Count Down Timer | Remote Switching | Switching Schedules

WORKS WITH amazon alexa

works with the Google Assistant

WiFi + RF Smart Switch

- Input Voltage: 230VAC
- Designed to transform your traditional switch into a smart switch that allows the connected device to be controlled remotely
- Supports RF Remote Control

Smart Switch Modules - 1 Gang



WiFi Control

Radio



Bluetooth Controllable

Radio

Code	QS-WIFI-S03-1G	QS-BT-S03-1G
Max Load	250W/ LED	250W/ LED
Dimensions	46 x 46 x 18mm	46 x 46 x 18mm

Smart Switch Modules - 2 Gang



WiFi Control

Radio



Bluetooth Controllable

Radio

Code	QS-WIFI-S03-2G	QS-BT-S03-2G
Max Load	2 x 150W/ LED	2 x 150W/ LED
Dimensions	46 x 46 x 18mm	46 x 46 x 18mm

Smart Dimmer Modules - 1 Gang

Dimmable



WiFi Control

Radio



Bluetooth Controllable

Radio

Code	QS-WIFI-D01-1G	QS-BT-D01-1G
Max Load	150W/ LED	150W/ LED
Dimensions	46 x 46 x 18mm	46 x 46 x 18mm

Smart Dimmer Modules - 2 Gang



WiFi Control

Radio



Bluetooth Controllable

Radio

Code	QS-WIFI-D01-2G	QS-BT-D01-2G
Max Load	2 x 100W/ LED	2 x 100W/ LED
Dimensions	46 x 46 x 18mm	46 x 46 x 18mm

Smart Curtain Rail Modules

Open/Close Curtain



WiFi Control

Radio



Bluetooth Controllable

Radio

Code	QS-WIFI-C01-1G	QS-BT-C01-1G
Max Load	2 x 100W / LED	2 x 100W / LED
Dimensions	46 x 46 x 18mm	46 x 46 x 18mm

Accessories

Radio



Code	QS-RF-C01
Description	RF2.4GHz wireless remote controller with on/off, dimmable, CCT and RGB adjustable function. Lithium battery and USB Charger

Wiring Diagram



Application

The modules do not influence the wall switch and can be placed in a standard EU/UK wire box



WIRING ACCESSORIES

©ACDC Dynamics

NEW

SMART SWITCHING MODULES & REMOTERS IP20

App Control | Remote Switching | Switching Schedules | Count Down Timer

works with amazon alexa

works with the Google Assistant

WiFi and Zigbee Smart Switch - without RF support

• Designed to transform your traditional switch into a smart switch/dimmer that can be controlled remotely.

	Wifi Switch Modules (Neutral Required)		Zigbee Switch Modules - (No Neutral)	
• Input Voltage: 230VAC	 WiFi Control	 WiFi Control	 Zigbee Device	 Zigbee Device
Code	**QS-WIFI-S03-L-1G**	**QS-WIFI-S05-L-2G**	**QS-ZB-S05-L-1G**	**QS-ZB-S04-L-2G**
Max Load	250W/ LED	2 x 250W/ LED	100W/ LED	2 x 100W/ LED
Dimensions	46 x 46 x 18mm	46 x 46 x 18mm	46 x 46 x 18mm	46 x 46 x 18mm

	Zigbee Dimmer Modules (No Neutral)	Zigbee Dimmer Modules - (Neutral Required)	
• Input Voltage: 230VAC	 Zigbee Device, Dimmable	 Zigbee Device, Dimmable	 Zigbee Device, Dimmable
Code	**QS-ZB-D02-L-1G**	**QS-ZB-D01-1G**	**QS-ZB-D02-2G**
Max Load	150W/ LED	150W/ LED	2 x 100W/ LED
Dimensions	46 x 46 x 18mm	46 x 46 x 18mm	46 x 46 x 18mm

NEW

KINETIC WIRELESS SWITCHES & RECEIVER











Code	KT-RF1-TX	KT-RF2-TX	KT-RF3-TX	KT-RF5-RX
Input Voltage	Kinetic Energy Driven (No Battery)			110 - 230VAC @ 50/60Hz
Switching Capacity	N/A			SPST (NO) - 5A/230VAC
Type	1 Gang	2 Gang	3 Gang	Reciever
Max Number Of Paired Devices	N/A			5 Switches
Dimensions L x W x H (mm)	86 x 86 x 15			60 x 43 x 27.5

Features:

- Self Powered Truly Wireless Switching, No Batteries Required
- ON/OFF Switching
- FSK/ASK RF Communication for secure switching operation
- Light weight of 50 - 70g allows flexible mounting options (Screw or Double sided tape)
- Excellent Mechanical Switch Life (Over 200 000 times)
- Up to 5 Kinetic switches paired and stored on a single built-in reciever
- Replaceable Overload Protection Fuse
- Range: 50m (Indoor - Line of Sight)

Radio (433MHz)

WiFi Control

App Control

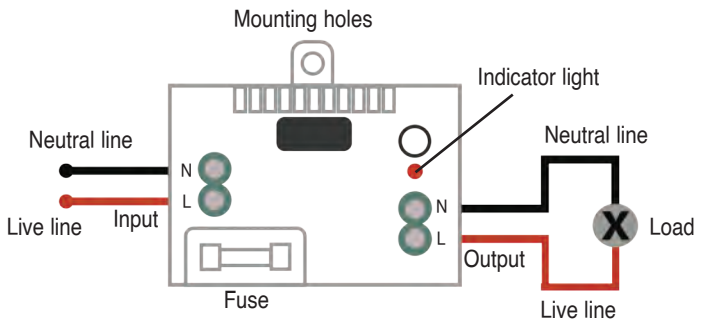

WIRING ACCESSORIES

©ACDC Dynamics

SP7000 DOMESTIC FLUSH SWITCHES & SOCKETS - WHITE

Switches
16A @ 250VAC







Code				
	SP7001-W 1 lever 1 way	**SP7002-W** 2 lever 1 way	**SP7003-W** 3 lever 1 way	**SP7004-W** 4 lever 1 way	**SP7006-W** 6 lever 1 way
	SP7011-W 1 lever 2 way	**SP7012-W** 2 lever 2 way	-	-	-

Sockets






Code	SP7400-W	SP7401-W	SP7402-W	SP7403-W
Description	1 x 16A switched socket (4x2)	1 x 16A switched socket (4x4)	2 x 16A switched socket (4x4)	1 x N-Type + 1 x 16A switched sockets (4x4)

Isolators




Sockets with USB





Code	SP7302-W	SP7304-W	SP7405-W	SP7404-W	SP7406-W
Description	Stove Isolator 30A DP (4x2)	Stove Isolator 60A DP (4x4)	1 x 16A + 2 x USB 5V, 2100mA Output (4x2)	1 x 16A + 2 x USB 5V, 2100mA output (4x4)	4 x USB 5V, 2 x 2100mA Output (4x2)

Dedicated Sockets








Code	SP7500-W	SP7501-W	SP7502-W	SP7500	SP7501	SP7502
Description	1 x 16A switched socket (2x4) White	1 x 16A switched socket (4x4) White	2 x 16A switched socket (4x4) White	1 x 16A switched socket (2x4) Red	1 x 16A switched socket (4x4) Red	2 x 16A switched socket (4x4) Red

Dimmers






Doorbell Switch



Code	SP7033-W-*	SP7030-W	SP7031-W	SP7032-W	SP7007-W
Description	Dimmer switch. *Add Watts to code: **500W** or **800W**	500W Dimmer on/off	500W Dimmer on/off with 1 switch	500W Dimmer on/off with 2 switches	1 x 16A Spring return doorbell switch

Spare Steel Cover Plates







Code	SP7105-W	SP7106-*	SP7107-*	SP7108-*	SP7103-*
Description	For **SP7001**	For **SP7002**	For **SP7003**	For **SP7004**	For **SP7400**

Spare Steel Cover Plates





Blank Plates




Code	SP7110-W	SP7104-W	SP7101-W	SP7100-W	SP7102-W
Description	For **SP7006**	For **SP7401**	For **SP7402**	2 x 4	4 x 4

©ACDC Dynamics

For Spare Switches, see page 20.27

STAINLESS STEEL COVER PLATES

SP7000 DOMESTIC FLUSH SWITCHES & SOCKETS - SILVER

Switches
16A @ 250VAC







Code				
SP7001-S 1 lever 1 way	**SP7002-S** 2 lever 1 way	**SP7003-S** 3 lever 1 way	**SP7004-S** 4 lever 1 way	**SP7006-S** 6 lever 1 way
SP7011-S 1 lever 2 way	**SP7012-S** 2 lever 2 way	-	-	-

Doorbell Switch



Switched Sockets





Code	SP7007-S	SP7400-S	SP7401-S	SP7402-S
Description	1 x 16A Spring return	1 x 16A switched socket (4x2)	1 x 16A switched socket (4x4)	2 x 16A switched socket (4x4)

Switched Sockets



Sockets with USB





Code	SP7403-S	SP7405-S	SP7404-S	SP7406-S
Description	1 x 16A + 1 x 16A switched sockets (4x4)	1 x 16A + 2 x USB 5V, 2100mA Output (4x2)	1 x 16A + 2 x USB 5V, 2100mA output (4x4)	4 x USB 5V, 2 x 2100mA Output (4x2)

Dimmers






Code	SP7033-S-*	SP7030-S	SP7031-S	SP7032-S
Description	Dimmer switch. *Add Watts to code: **500W** or **800W**	500W Dimmer on/off	500W Dimmer on/off with 1 switch	500W Dimmer on/off with 2 switches

Isolators




Spare Steel Cover Plates





Code	SP7302-S	SP7304-S	SP7105-S	SP7106-S	SP7107-S
Description	Stove Isolator 30A DP (4x2)	Stove Isolator 60A DP (4x4)	For **SP7001**	For **SP7002**	For **SP7003**

Spare Steel Cover Plates







Code	SP7108-S	SP7110-S	SP7103-S	SP7104-S	SP7101-S
Description	For **SP7004**	For **SP7006**	For **SP7400**	For **SP7401**	For **SP7402**

Blank Plates




Spare Switches

NEW



Spare Push Buttons

NEW



Code	SP7100-S	SP7102-S	SP700-SW-*	SP707-SW-*
Description	2 x 4	4 x 4	* **R** (Red), **WH** (White), **BK** (Black)	* **WH** (White), **BK** (Black)

©ACDC Dynamics

3 X 3 SOCKETS & SWITCHES







Code	EF90011C	EF90021C	EF90051C	EF90071C	EF90151C
Description	Single Lever SP Switch 10A	Single Lever DP Switch 10A	Intermediate Switch 10A	2-Way Switch 10A	Pushbutton 10A







Code	EF90061C	EF90101C	EF90088C	EF90159C	EF90031C
Description	2-Lever Switch 10A	2-Lever 2-Way Switch 10A	3-Lever Switch 10A	Pushbutton + 2-Way Switch 10A	Card Switch 10A







Code	EF90092C	EF90211C	EF90212C	EF90402C	EF90401C	EF90560
Description	Pull Cord Switch 10A	Dimmer Switch (500W)	Electronic Dimmer Switch (320W)	400W	1000W	TV/ Satellite Socket
				Motion Detector		







Code	EF90142C	EF90111C	EF90632C	EF90185CBR	EF90184C
Description	Euro/ USA Earth Socket 16A	French Earth Socket 16A	Schuko Earth Socket 16A	British Earth Socket 13A	Switched Single British Earth Socket 13A







Code	EF90344C	EF90453C	EF90455C	EF90252C	EF90253C
Description	Switched Double British Earth Socket 13A	RJ45 CAT5e Computer Socket	RJ45 CAT6 Computer Socket	RJ11 (4-Pin) Telephone Socket	RJ12 (6-Pin) Telephone Socket








Code	EF37131C	EF37453C	EF10976A	BEL-B1	FJBS6504	EF48998C
Description	Surface Socket 16A	RJ45 Cat5e UTP Socket	Surface Mounting Box	Flush Mounting Box	Flush Mounting Box Stackable	IP65 Surface Box for 45x45 Modules*







Code	EF90881CBR	EF90920T	EF90930T	EF90940T	EF90950T
Description	1 Way Single Frame for 45x45 Modules*	2 Way Double Frame	3 Way Triple Frame	4 Way 4-Gang Frame	5 Way 5-Gang Frame

*See page 20.8 for 45x45 Modules

©ACDC Dynamics

3 X 3 SOCKETS & SWITCHES

White Series






Code				
	K750L1-1 1 lever 1 way	**K750L2-1** 2 lever 1 way	**K750L3-1** 3 lever 1 way	**K750L4-1** 4 lever 1 way
	K750L1-2 1 lever 2 way	**K750L2-2** 2 lever 2 way	**K750L3-2** 3 lever 2 way	**K750L4-2** 4 lever 2 way








Code	K750-L1B	K750-1TG	K750-16U	K750-1TS	K750-1TVS	K750-1TE
Description	Bell Push	Dimmer Switch 250W	Schuko Socket Outlet	Fan Control 250W	Satellite TV Socket	Tel Socket








Code	K750-1RJ	K750-13UK	K750-13UK-2	K750-15UK	K750L-20L1	K750-45L1
Description	Data Socket	13A BS Switched Socket	2 x 13A BS Switched Socket	1 x 3 Pin SA Switched Socket	20A DP Isolator with Neon	45A DP Isolator with Neon






Code	K750-45L1-C	K750-1ETK	K750-DCLB	K750-1	K750-2
Description	Cooker Control Unit	30A Key Switch	Hotel Doorbell Switch	3 x 3 Blank Plate	3 x 6 Blank Plate

Stainless Steel Series







Code					
	V16-1G1 1 Lever 1 Way	**V16-2G1** 2 Lever 1 Way	**V16-3G1** 3 Lever 1 Way	**V16-4G1** 4 Lever 1 Way	**V16-BSSL**
	V16-1G2 1 Lever 2 Way	**V16-2G2** 2 Lever 2 Way	**V16-3G2** 3 Lever 2 Way	**V16-4G2** 4 Lever 2 Way	13A BS Switched Socket







Code	V16-2BSSL	V16-15AL	V16-DB	V16-PB	V16-5MUS
Description	2 x13A BS Switched Socket	15A SA Switched Socket	Bell Push	Push Button	15A Switched Multi Socket







Code	V16-GM	V16-45DP	V16-TV	V16-TE	V16-2TE
Description	16A Schuko Socket	45A Isolator with Neon	Single Sat TV Socket	Single Telephone Socket	Double Telephone Socket






Code	V16-IT	V16-2IT	V16-DM	V16-BP	V16-SV
Description	Single Data Socket	Double Data Socket	Dimmer Switch with Neon	Blanking Plate	Shaver Socket

©ACDC Dynamics

NEW

SPECIAL 3 X 3 SOCKETS & SWITCHES

Stainless Steel





White Plastic



Code	FST281-2U	FST282-2U	SS33-2U-BS
Description	1x British Switched socket + 2x USB 5V, 2100mA (Total), (3x3)	2x British Switched socket + 2x USB 5V, 2100mA (Total), (6x3)	1 x British Socket + 2 x USB 5V/2.1A (Total)







WiFi Router / Range Extender



Code	SS33-2U-GM	SS33-2U-M	SS33-3U	S33-WIFI-U
Description	Schuko Socket + 2 x USB, 5V/2.1A (Total)	Multi Socket + 2 x USB, 5V/2.1A (Total)	3 x USB Charger: 1 x USB type C + 2 x USB type A 5V/3.1A (Total)	Supply: 230VAC, 1 x LAN (RJ45), USB Charger: 5V, 1A, Security: WEP WEP-PSK-TKIP WPA2AES, Standard: 802.11b/g/n - 2.4GHz

EXIT PUSH BUTTONS

Touch Exit Buttons (Steel Plates) - IP65









Push Exit Buttons (Plastic Plates)





Code	SD-7204SGEX1Q	SD-7104SGEX1Q	SD-7195SGEX1Q	SD-7295SGEX1Q	A7900	A7900-S
Description	Stainless Steel Plate & Pushbutton		Stainless Steel Plate & Pushbutton with Illuminated Red/Green LED (12VDC)		Plastic plate & stainless steel push button	
Contact	NO & NC contact rated 5A @ 250VAC		NO & NC contact rated 5A @ 250VAC		NO & NC contact rated 3A @ 30VAC/DC	

Exit Button c/w built-in RF Transmitter - IP40

Fits Standard 4 x 2 Box



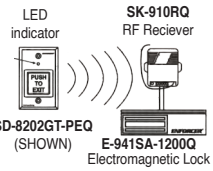

No Touch Exit Buttons - IP40





Exit Key Slimline Plate Switches - IP65

Key Set included



Key Set included



Code	SD-8202GT-PEQ	SD-927PKC-NEQ	SD-927PWCQ	SD-71051-VO	SD-71002-VO
Description	Stainless Steel single-gang or slimline plate	Stainless Steel Plate	White Plate	Momentary shunt	Latching shunt
Contact	NO & NC contact rated 3A @ 24VDC	NO & NC 3A @ 12VDC		NO & NC rated @ 1A	NO & NC rated @ 1A
Features	Powered by 9VDC (battery included)	Operating voltage: 12VDC			
	Range: up to 160m Over 68 billion codes Compatible with receivers: **SK910**	Sensing:100mm | Sensing:50mm infrared technology senses motion. "Ring" illuminator turns from green to red when sensor is activated			

Replacement Key

Code	SS-C90KN-O



NEW

POWER TRACK SYSTEM



With Power Cord & Overload Protection



Track with Adaptors



XKL-10U



XKL-UK



XKL-USB



XKL-LED



XKL-LG

Power Track

Code c/w 1.5m Power Cord	Code Track Only	Length
XKL-60/P3-*	XKL-60/P1-*	600mm
XKL-100/P3-*	XKL-100/P1-*	1000mm
XKL-120/P3-*	XKL-120/P1-*	1200mm
XKL-150/P3-*	XKL-150/P1-*	1500mm

Features

- Easy Installation
- Add or Remove Adaptors freely with a simple push & turn
- Size: 70 x 25mm
- Material: Aluminium / Powder Coated

*Add Colour to code: **WH** (White), **S** (Silver)

Adaptors

Code	Description	Code	Description
XKL-10U-*	Multistandard Socket, 10A/250V	XKL-LED-*	LED Light 1W with Switch
XKL-UK-*	British Socket, 13A/250V	XKL-LG-*	LED Motion Sensor Light 1W
XKL-USB-*	Dual USB Outlet, 5V/2.4A (Tot.)		

©ACDC Dynamics

NEW

SMART HOME CONTROL PANEL



4" display



6" display

- Supports touch control
- Rotary switch on the 6inch panel for device and scenes selection plus Temp & Humidity display
- Supports both wireless and wired (LAN) network
- Integrated with Zigbee Gateway

App Control | Scenes Control | Bluetooth Controllable | WiFi Control | Zigbee Device | Microphone | Speaker

Multi-functional Smart Control Panel

Code	SMATEK-S6E	SMATEK-T6E
Display Size	6inch main screen & 1.22inch knob screen	4 inch main screen
CPU	PX30 Quad core Cortex-A35	PX30 Quad core Cortex-A35
Operating System	Android 8.1	Android 8.1
Memory	2GB RAM + 8GB ROM	1GB RAM+8GB ROM
Communication	WIFI+Zigbee network protocol	WIFI+Zigbee network protocol
Expanded Port	RS485,RJ45, 2 x Relays(200W)	RS485,RJ45, 2 x Relays(200W)
Power Supply	100~240VAC,50/60Hz	100~240VAC,50/60Hz
Dimensions	205.6 x 85.6 x 10mm	86 x 86 x 10mm
Installation method	Back base mount or wall socket mount	Back base mount or wall socket mount
Accessories	Back base	Back base
Notes	Doesn't support voice wake-up	Doesn't support voice wake-up



Lighting Control System



Indoor Enviroment System



Community Monitoring System



Access Control System



Media System



Scene Control System



Home Security System



Fire Alarm System

NEW

SMART HOME VOICE CONTROL DEVICES



HOME-MINI

works with the Google Assistant

Google Home Mini

Google Home Mini is powered by the Google Assistant so you can ask it questions and tell it to perform various tasks. Enjoy your entertainment and control your Smart Home.

Code	Wireless Network	Colour	Size (mm)
HOME-MINI	WIFI & Bluetooth	White / Grey	Ø98 x 42



ECHO DOT

WORKS WITH amazon alexa

Echo Dot

Echo Dot is a hands-free, voice controlled device that uses Alexa to play music, control smart home devices and more

Code	Wireless Network	Colour	Size (mm)
ECHO-DOT	WIFI & Bluetooth	Black	Ø84 x 32

WIRING ACCESSORIES

P4



Universal Smart Remote Control

Code	BL-RM-PRO
Supply	5VDC/1A
IR Frequency	38K
Radio Frequency	315/433MHz
WiFi	2.4GHz 802.11 b/g/n

Features

- Use your phone as your super remote
- Control your TV, aircon, wireless plugs and switches and many more
- Works with Google Home and Alexa
- Set up scenes and control multiple devices with one tap
- Free IHC app available in app store

©ACDC Dynamics

NEW

SMART WIFI SWITCHING ADAPTORS

Features
- Energy Meter Function
- Physical On/Off Button on Device
- Supply Voltage: 100-240VAC

WiFi Control | App Control | Remote Switching | Count Down Timer | Share Control with Others | Consumption Monitoring



Code	HG01WT	HE02WT	HSA01WT
	Export Only 	Export Only 	
Description	Schuko Smart Socket	British Smart Socket	3 Pin SA Smart Socket
Switching Capacity	16A@250VAC (3750W)	13A@250VAC (2990W)	16A@250VAC (3750W)

SILUX HOME AUTOMATION & CONTROL



SC-TL01

AREA LIGHTING | POOL PUMPS | AIRCON

Tolleno - Wireless Control for Devices with High Power Consumption

Code	SC-TL01
Features	• Control and monitor high power consumption devices such as airconditioners, swimming pool pumps and area lighting • Monitor Load Current • 2 x Output: 230VAC / 30A (4000W Max) • 2 x LED indicators for relay outputs, 1 x LED indicator for unit status • Wireless range 50m (direct) in open air, (network meshing range ±2km) • Power supply: 110-230VAC (Unit switches its own supply to power the load) • Size: 158 x 128 x 53mm



SC-TS01

GEYSER | SOLAR HOT WATER

Thermo Stabilizer - Wireless/WiFi Control for Water Heating

Code	SC-TS01 (Wireless Only - With Hub)	SC-TS02 (Wireless/WiFi - Hub/Stand-alone)
Features	• Stand-alone or as part of Silux System • Control of water heater or temperature reliant devices. Set specific On/Off times as well as desired temperatures to keep water at constant temperature. Real time temperature feedback to the app, easily adjust the Thermo Stabilizer to suit your requirements. • Wireless range 50m (direct) in open air, (network meshing range ±2km) • c/w 2 x type K thermocouples (1 x 300mm long, 1 x 20mm long for use on solar collectors.) • 2 x Output: 230VAC / 30A (4000W Max) • Size: 158 x 128 x 53 • Internal power supply: 110-230VAC (Unit switches its own supply to power the load)	



SC-TCEC

Thermocouple Extension Cables

Code	Description
SC-TCEC*	To extend the reach of the thermocouples supplied with the THERMO STABILIZER *Add **3** for 3m length, **5** for 5m length



SC-EL01



SC-SPS01-SA

APPLIANCES

Electrifier - Wireless Plug

Code	SC-EL01
Type	WiFi Smart Plug. Stand-Alone or as part of Silux system. Real time consumption monitoring.
Features	• Devices plugged into the socket of the Electrifier can be controlled remotely and switched on or off according to a set schedule • Wireless range 50m (direct) in open air, (network meshing range ±2km) • Max Voltage 250VAC / Max current 16A. Max load 3840W resistive / 1920W inductive



ON/OFF, DIMMING | RGB

Spektra Wireless RGB LED Downlight

Code	SC-SPDL01
	• Supply Voltage: 110-230VAC • Sunrise -Sunset setting via control app • No need for a SILUX COLLECTOR • Size: Ø90 x 65mm • Dimmable and colour changing via the app • Radio range ± 50m in open air



ON/OFF, DIMMING | RGB

Spektra Wireless RGB LED Lamp

Code	SC-SPG01*
	• Supply Voltage: 110-230VAC • Sunrise -Sunset setting via control app • No need for a SILUX COLLECTOR • Dimmable and colour changing via the app • Radio range ± 50m in open air *Add to code **-E27** or **-B22** for required Base

WIRING ACCESSORIES

©ACDC Dynamics

WALL BOXES FOR DRY WALLS

GEWCH






3x3 Devices




Code	GW24403PM	GW24404PM	GW24406PM	GW24237PM	GW24234PM	GW24282PM
Description	3 Gang (2x4 5A Face Plate) 110x73x50mm	4 Gang 133.5 x 73 x 50mm	6 Gang 182 x 73 x 50mm	8 Gang 133.5 x 136.3 x 57mm	Single Ø65 x 45mm	Double 125 x 72 x 45mm

WALL BOXES

Outdoor Utility Box with sliding lid and slot for plug cable, socket excl.

Weatherproof Box c/w socket/switch IP54

SM2





NEW



P4






PSO-1	PSO-2	ASO-1	ASO-2	A311S	A311-FB	A311D	A302S
Single Socket Outlet Fibre enclosure (DMC)	Double Socket Outlet Fibre enclosure (DMC)	Single Socket Outlet PVC enclosure	Double Socket Outlet PVC enclosure	16A Single Socket PVC	16A Single Socket Fibre (DMC)	16A Double Socket Fibre (DMC)	32 D/P Isolator PVC

IMPROVED RANGE

INDUSTRIAL SURFACE SOCKETS & SWITCHES

Metal-Clad Sockets




Metal-Clad Switches





Code	A701	A703	A704 - 1 Way	A705 - 2 Way	A706	A707
	16A Socket with On/Off	2 x 16A with On/Off	1 Lever 1 Way (10A)	1 Lever 2 Way (10A)	2 Lever 1 Way (10A)	3 Lever 1 Way (10A)

5A Surface Socket - Plastic



Metal-Clad Isolators





Code	A7008-BB	A3027	A711	A712
	2 x 5A Socket	30A DP 250V Isolator	45A DP 250V Isolator	45A DP 250V Isolator with 230V Pilot Light

IP40


LK38801/32/35


LK38525/26


LK383313


LK383312


LK38844

IP55


LK34831/32/35


LK34525/26


LK343313


LK343312


LK34853

Enclosures Complete with Switches

Indoor IP40	Description	Weather Proof IP55
LK38801	16A 1P 1 Lever	LK34831
LK38525	16A 1P 2 Lever	LK34525
LK38832	16A Two-Way 1 Lever	LK34832
LK38526	16A Two-Way 2 Lever	LK34526
LK38835	16A N/O Pushbutton 1 Lever	LK34835
LK38853	British 13A Switched Socket	LK34853
LK38844	German 16A Schuko Socket	LK34844
LK383312	RSA 15A Switched Socket	LK343312
LK383313	RSA 15A Socket	LK343313

©ACDC Dynamics

ENCLOSURES & SURFACE MOUNTING MODULAR COMPONENTS



LK38001 LK38002 LK38003 LK38004

Indoor Empty Enclosures IP40

Code	Description	Size
LK38001	1 Way	66 x 82 x 55
LK38002	2 Way	66 x 82 x 55
LK38003	3 Way	99 x 82 x 55
LK38004	4 Way	132 x 82 x 55



LK34001 LK34002 LK34003 LK34004

Weather Proof Empty Enclosures IP55

Code	Description	Size
LK34001	1 Way	66 x 82 x 65
LK34002	2 Way	66 x 82 x 65
LK34003	3 Way	99 x 82 x 65
LK34004	4 Way	132 x 82 x 65

Switches & Sockets for use in Empty Enclosures



Code	LK30571	LK30573	LK30513	LK30201	LK30212	LK30265	LK30208	LK30209
	16A 1Way Switch	16A 2Way Switch	16A N/O Push Button	10A Euro Socket	16A Euro-American Socket	16A Schuko Socket	13A British Socket	15A South African Socket

TELEPHONE & DATA ACCESSORIES

Telephone Cord		On Hold Music Box	Surge Protector	Telephone Jacks		ADSL Splitter	ADSL Filter
2 Socket out RJ11							
Code	**Length**	**GM45-6P4C**	**GM43**	**PA086-6C**	**PA087-6C**	**GM2059**	**KD2062**
LM79-7M	7m	6P2C	6P2C	Single Jack 6P2C	Dual Jack 6P2C	6P2C	6P2C
LM79-15M	15m						

Telephone Ext Lead	Extension Leads		Extension Leads		Bell Ringer	RJ45 Box		RJ45 & RJ11
	Male/Male		Male/Female			Double	Single	
GM36-4P4C	**LM63-5**	**LM63-10**	**LM66-5**	**LM66-10**	**LM77**	**GMCA28**	**GMCA27A**	**PA088-6C**
2.1 meters 4P4C	5 meters 6P2C	10 meters 6P2C	5 meters 6P2C	10 meters 6P2C	6P2C	Cat 5E Jack	Cat 5E Jack	Phone/Cat 5E (Data) Jack

NEW

NETWORK PRODUCTS

RJ45 Key-stone to be ordered separately



Code	WT-2033A	WT-2033B	WT-2158A	WTFP-2158B	WT-2148A	WT-2148D
Description	Single Shuttered RJ45 Support 22.5x45mm	Single Shuttered RJ45 Support 45x45mm	Single Faceplate 86 x 86mm c/w Shutter	Double Faceplate 86 x 86mm c/w Shutter	Single Surface Jack Empty for RJ45 Jack	Double Surface Jack empty for 2x RJ45

RJ45 Key-stone to be ordered separately



Code	WT-2200A	WT-2200B	WT-2201A	WT-2201B	WT-2201C	WT2294A	WT2224A
Description	Cat5e	Cat6	Cat6A	Cat6	Cat5e	UTP	STP
	UTP RJ45 Keystone (Tool-less type)		STP RJ45 keystone (Tool-less type)			1U 24 port Patch Panel c/w rear Cable Management	

WIRING ACCESSORIES

©ACDC Dynamics

PULL-UP SOCKETS

- Stainless Steel Top Cover
- Black with Silver Grey Trim
- 2M Cable
- 1 x On/Off Breaker
- 230VAC
- **Cut-out 92mm**





WITH 2 X USB CHARGING PORTS



WITH 2 X USB CHARGING PORTS

Code	PU-S22	PU-S22-2U	PU-S13-2C2U
Description	• 2 x 16A 3Pin Socket • 2 x 16A 2Pin Socket	• 2 x 16A 3Pin Socket • 2 x 16A 2Pin Socket • 2 x USB Charger Ports 2.1A Total Load	• 2 x 16A 3Pin Socket • 2 x RJ45 Ethernet Ports + 2m Pre-wired Cat5e cable • 2 x USB Charger Ports 2.1A Total Load
Size	372 x Ø100mm	423 x Ø100mm	396 x Ø100mm



Pop-Up Schuko Outlets (Export Only)





Pop-Up South African Outlets





Code	M102-2-SCHUKO	M103-SCHUKO	M102-2-SA	M103-SA
Power outlets	2 x Schuko outlets	2 x Schuko outlets	2 x 16A SA outlets	2 x 16A SA / 2 x 2 Pin Euro
Data	2 x RJ45	-	2 x RJ45	-
Cut Out	Ø102mm	Ø102mm	Ø102mm	Ø102mm

Economical Pop-Up Socket

NEW

- 1.5m Supply Cable
- 230VAC
- **Cut-out Ø90mm**





Desktop Power + USB

NEW

IEC Supply Cable to be ordered separately (**A303BK**)
Cut out: Ø80mm



Desktop USB

NEW



Cut out: Ø30mm

Code	STP-1E-22-2U	STP-1E-2-2C2U	STS-R90-SA-*	STS-R90-2N-*	JY-USB-RC2A-GR
Description	2 x 16A 3Pin Socket 2 x 10A 2Pin Socket 2 x USB (5V/2.1A Tot.)	2 x 16A 3Pin Socket 2 x 10A RJ45 Cat5e Ports 2 x USB (5V/2.1A Tot.)	1 x 16A 3Pin 2 x USB (5V/2.1A Tot.)	2 x 16A (N-Type) 2 x USB (5V/2.1A Tot.)	2 x USB (5V/2.1A Total) c/w 2A / 5VDC Mains Adaptor
Size (mm)	Ø100 x 339	Ø100 x 339	Ø90 x 75	Ø90 x 75	Ø35 x 35
Material	Aluminium/Plastic		Plastic		Plastic
Colour	Black/Silver		* Add colour to code: **WH** (White), **BK** (Black)		Silver

FLOOR & TABLE TOP POP-UP SOCKETS

WIRELESS CHARGING



Table top Fitting with Fast Wireless Charging Facility

Compatible with wireless devices using Qi Charging Protocol. The wireless charger is conveniently located on the top of the Pop-Up Table/Desktop fitting. Charging can begin if the phone is placed within 2-10mm of the charger. Best results are achieved from ±3mm. An Anti-Slip cover prevents the device from slipping off the charging disc. The Charger lights up when the device is completely charged. The Vertical Pop-Up station can be used with a combination of power and data Modules.
Note: Modules ordered Separately, see page 20.8.

Code	STP-1WL
Description	Empty Modular Pop up with Integrated wireless charger 5V 1A



Place phone to charge wirelessly

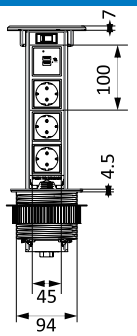

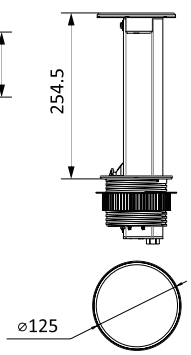

©ACDC Dynamics

FLOOR & TABLE TOP POP-UP SOCKETS

Table Top Fittings

For use with 45 x 45 modules (To be ordered separately - see page 20.8)
Material: Aluminium & Black Plastic

NEW



Desktop Flush Mount Flip-up Aluminium Lid



c/w Desktop Mounting Plates



c/w Easy Lock Desktop Clamps

Floor Mounted Office Pole

For use with 45x45 modules (to be ordered separately - see page 20.8)
Height: 1.0m



Pop-up Socket Fitting

For use with 45x45 modules (to be ordered separately - see page 20.8)



Code	STS-6S/4F	STS222H	STS222K	STS222L	STP-1L
No. of Modules	8 Modules	8 Modules	8 Modules	8 Modules	8 Modules
Finish	Alu & black plastic	Alu & black plastic	Alu & black plastic	Alu & black plastic	Alu & black plastic
Cut-Out Size	267 x 105mm	-	-	-	Ø95mm

Pre-Populated Pop-up Sockets

Supplied c/w slab box



Brass

Chrome



Brass

Chrome



Brass

Chrome

Code	A7600*	A7601*	A7602*
Description	16A Switched Socket	2x Telephone RJ12	1x RJ12 & 1x Data CAT6
Spare Slab Box	**B100**	**B100**	**B100**

*Add finish to code: **B** (*Brass*), **C** (*Chrome*)

Pop-up Housings

- unpopulated

For use with 45 x 45 modules (Ordered separately - see pg 20.8) I Supplied c/w slab box

NEW



Soft Opening

NEW



Soft Opening

NEW





Code	SPU-2B-D	SPU-2L-D	SPU-13L+D	SPU-01B
No. of Modules	3 Modules	3 Modules	6 Modules	3 Modules
Spare Slab Box	**B100**	**B100**	**B200**	**B100**
Finish	Brass	Aluminium	Brushed Auminium	Brass

Pop-up Housings

- unpopulated

For use with 45 x 45 modules (Ordered separately - see pg 20.8) I Supplied c/w slab box









Code	SPU-03S	SPU-08B	SPU-05*	SPU-26B
No. of Modules	3 Modules	3 Modules	3 Modules	4 Modules
Spare Slab Box	**B100**	**B100**	**B100**	**B120**
Finish	Stainless Steel	Brass	Aluminium & Coloured Resin*	Brass

*Add finish to code: **B** (*Brass*), **C** (*Chrome*) *Add finish to code: **G** (*Resin Green*), **R** (*Resin Red*)

WIRING ACCESSORIES & SILUX

©ACDC Dynamics

NEW

FLUSH MOUNTING 45 X 45 SOCKETS



STS-ST60-4-22-2U

STS-ST60-4

8 Module Flush Mounting Sockets - Size: 224 x 71mm

Code	Description
STS-ST60-4-22-2U	Populated Flush Socket 2 x 16A 3pin + 2 x 16A N-type + 2 x USB (5V/2.1A Tot.) c/w 1.5m Power Cable
STS-ST60-4	Empty 8 module flush outlet body, c/w 1.5m power cable



8 Module Flush Mounting Sockets - Size: 272 x 60 x 53mm

Code	Description
STS-ST60-22-2U	Populated Flush Socket 2 x 16A 3pin + 2 x 16A N-type + 2 x USB (5V/2.1A Tot.) c/w 1.5m Power Cable
STS-ST60	Empty 8 module flush outlet body, c/w 1.5m power cable
Accessories	
STS-C60-BR	Desk Clamp for use with **STS-ST60**
STS-HG60-BR	Hanging Brackets for use with **STS-ST60**

Can be populated to suit any application. See page 20.8 for our range of 45 x 45 modules.

NEW

45 X 45 MODULAR SUPPORTS

EFAPEL

	PVC Floor or Table Mount Box		Workstations		
					
Code	**EF83002C**	**EF83052**	**EF83401S**	**EF83402S**	**EF83410S**
Description	4 Module Floor Box	Slab Box for **EF83002C**	2 x 4 Module Flush	3 x 4 Module Flush	2x4 + 4x4 Module Surface
Size (mm)	Ø139 x 70	Ø125 x 75	185 x 170 x 50	245 x 170 x 50	217 x 202 x 60
Cut Out (mm)	Ø117	Ø121	157 x 142	217 x 142	-



Wiring space allowing for circuit separation



Modules can be installed on front and sides of surface type



EF83421



EF83420

Accessories

Code	Description
EF83421	Blank cover (4 Module) with knockouts for trunking
EF83420	Adaptor for mounting of DIN MCB (2 DIN Modules)

WIRING ACCESSORIES & SILUX

©ACDC Dynamics

3 METER POWER SKIRTING PRE-GALVANIZED STEEL TRUNKING



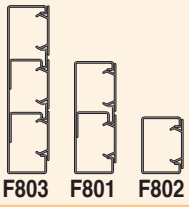

F802-*	NEW F803-*
Single Compartment 90mmx55mmx3m	Triple Compartment 244mmx55mmx3m
F801-*	**F800-***
Double Compartment 165mmx55mmx3m	Straight Cover 3m Length



Classic Cover
F800CC-*



45x45 Cover
F800LA-*



Blank
F800B-*

Routing Components

Carrier Beige
White
Hospital Grey

	90° Horizontal	Horizontal Tee	Vertical / Elbow	Vertical / Tee	End Cap	Fast Clip	Duct Divider - 3m
							NEW 
Code Single Comp.	**F802HB-***	**F802HT-***	**F802VE-***	**F802VT-***	**F802EC-***	**F800FC**	**F800D**
Code Double Comp.	**F801HB-***	**F801HT-***	**F801VE-***	**F801VT-***	**F801EC-***	**F800FC**	**F800D**
Code Triple Comp.	**F803HB-***	**F803HT-***	**F803VE-***	**F803VT-***	**F803EC-***	**F800FC**	**F800D**

*Add Colour to Code: **HG** (Hospital Grey); **WH** (White); **CB** (Carrier Beige)

Switching Accessories

Note: All switching accessories to be ordered separately.

	Standard	Dedicated	**45 x 45** - see also page 20.8			Dedicated	
							
Code	**CS-16A-S**	**CS-16A-D**	**CS-45X45**	**SA-F30**	**SA-F30-S**	**SA-F30D-S**	**SA-F21C**
	Classic 16A Socket Outlet		3M 45x45 Cradle	3-Pin SA Socket	16A S/Socket, 3M	16A S/Socket, 3M	5V, 2.1A. Module Size: 1M

ALUMINIUM POWER SKIRTING

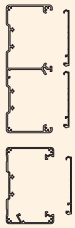



Aluminium Power Skirting - Finish: Natural Anodised

arnocanali

Code 180x65mm	Code 105x65mm	Description	Length	Ctn Qty
BU651808-2A	BU651058A	Trunking	2m	4
BO80A	BO80A	Aluminium Trunking Cover	2m	12
BO80.2	BO80.2	Black PVC Cover	2m	12

(**NB:** Trunking Cover to be ordered separately)

Routing Components for 180 x 65mm Trunking

	Divider 1m length	End Caps	Internal Angle	External Angle	Cover for External Angle	Plane Angle	Cover for Plane Angle	T-Piece
								
Code	**GTR60-1**	**BE1808.4**	**BI1808A**	**BA1808A**	**BAO80A**	**BW1808A**	**BWO80A**	**BT1808A**
Ctn Qty	50	5	1	1	1	1	1	1

Routing Components for 105 x 65mm Trunking

	Divider 1m length	End Caps	Internal Angle	External Angle	Cover for External Angle	Plane Angle	Cover for Plane Angle	T-Piece
								
Code	**GTR60-1**	**BE1058.4**	**BI1058A**	**BA1058A**	**BAO80A**	**BW1058A**	**BWO80A**	**BT1058A**
Ctn Qty	50	5	1	1	1	1	1	1

Accessories for Aluminium Power Skirting 180x65 & 105x65

	Socket Point Cover 3 Module 2x4 Colour: Natural Anodised	Socket Point Cover 4 Module Colour: Natural Anodised	Socket Point Cover 6 Module Colour: Natural Anodised	PVC socket point cover for 3/4/6 Modules Colour: Black	Socket Box 3 Modules 2x4	Socket Box 3-4-6 Modules	Joint Cover	10 packs Alignment Pins
								
Code	**BS80-53A**	**BS80-54A**	**BS80-56A**	**BS80-53.2**	**BS683**	**BS686**	**BSV080.4**	**BSZ65**
Ctn Qty	10	10	10	10	10	12	10	Pack of 4

©ACDC Dynamics

NEW

AIR CONDITION TRUNKING SYSTEM









Description	2m Duct	Internal Angle	External Angle	Flat Angle	Straight Joint	T Joint	End Cup
Code 60x45	EC9006045AV	EC9106045AV	EC9106045AV	EC9306045AV	EC0406045AV	EC9506045AV	EC960645AV
Qty Per Pack	15	10	10	10	20	10	20
Code 80x60	EC9008060AV	EC9108060AV	EC9208060AV	EC9208060AV	EC9408060AV	EC9508060AV	EC960860AV
Qty Per Pack	8	10	10	20	20	10	20

PVC DOUBLE COMPARTMENT POWER SKIRTING

KAPPA45 Cable Trunking - 85 x 56mm

arnocanali

Clip 45x45 Module Components directly into trunking. For modules see page 20.8

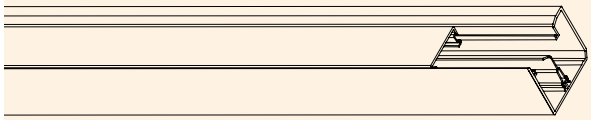

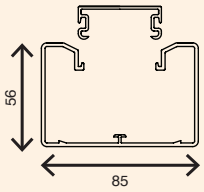

85 x 56mm Single



Code	Description	Ctn Qty
KG5585.3	2 Meter/length	2

KAPPA45 Cable Trunking - 134 x 56mm

arnocanali

Clip 45x45 Module Components directly into trunking. Direct Mounting. For modules see page 20.8

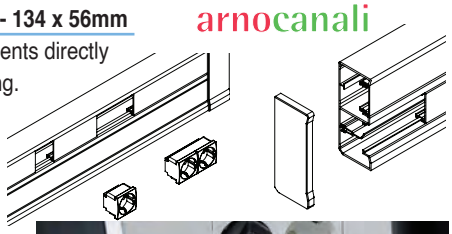

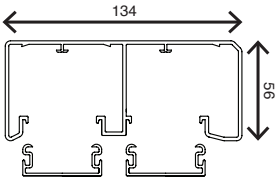

134 x 56mm Double



Code	Description	Ctn Qty
KG55135-2.3	2 Meter/length	2

Routing Components for KAPPA45 Trunking


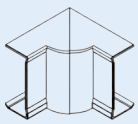
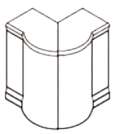
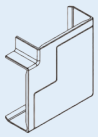
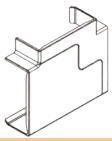

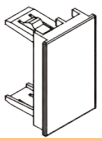

Code 85x56	KGTR55	KGI5585.3	KGA5585.3	KGW5585.3	KGT5585.3	KGE5585.3	KGV45.3
Code 134x56	KGTR55	KGI55135.3	KGA55135.3	KGW55135.3	KGT55135.3	KGE55135.3	KGV45.3
	Internal Divider	Adjustable Inside Angle	Variable External Angle	90° Bend	T Piece	End Cap	Joint Cover

PVC DOUBLE COMPARTMENT POWER SKIRTING

185 x 50 Modular Trunking - White

Material: PVC-M1. Low smoke emmission type

Note: For Wiring Devices & Accessories, see page 20.40

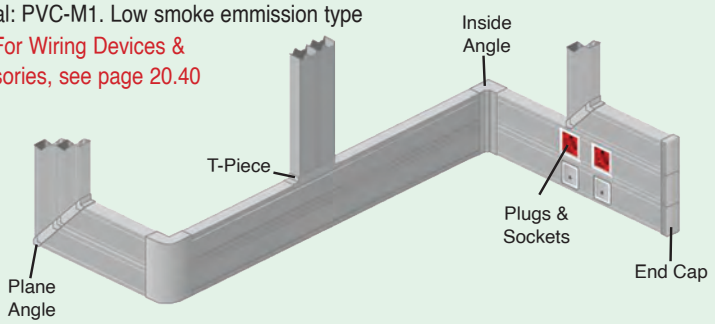

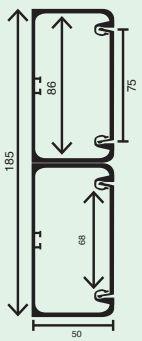

EFAPEL



Code	EF16040	Ctn Qty
	2 Meter/Length	4

Routing Components for Trunking 185 x 50









2m/length


For stacking of trunkings 2m

Code	EF16041	EF16042	EF16043	EF16044	EF16045	EF16046	EF10987	EF10099/2	EF16971/2
Description	T-Piece	Inside Angle	Plane Angle	Joint	End Cap	Outside Angle	Cable Support	Internal Divider	Adaptor Clip
Carton Qty.	5	5	5	5	5	5	50	20m (10 Length)	48m (24 Length)

WIRING ACCESSORIES & SILUX

©ACDC Dynamics

NEW

PVC POWER SKIRTING

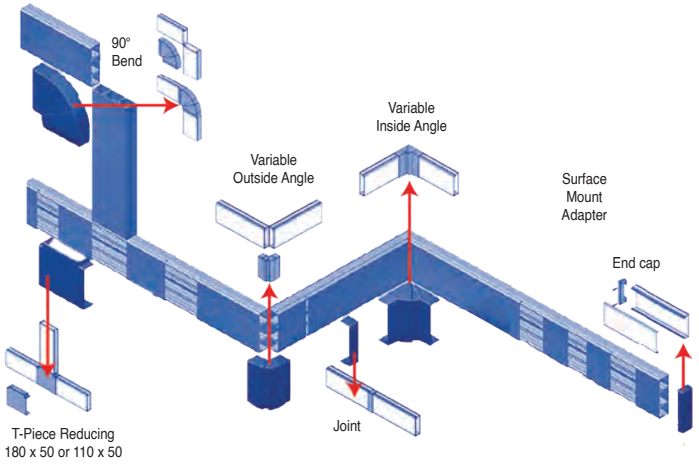

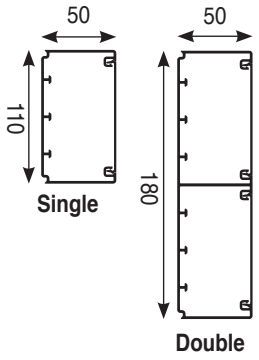



Single

Code	EF10090	Ctn Qty
	2 Meter/Length	10



Double

Code	EF10290	Ctn Qty
	2 Meter/Length	4

Routing Components for Trunking



Code 110x50	**EF10091**	**-**	**EF10092**	**EF10093**	**EF10094**	**EF10095**	**EF10096**	**EF10098**	**EF10099/2**	**EF10987**
Code 180x50	**EF10291**	**EF10298**	**EF10292**	**EF10293**	**EF10294**	**EF10295**	**EF10296**	**-**	**EF10099/2**	**EF10987**
Description	T-Piece	T-Piece for 180 x 50	Inside Angle	90° Bend	Joint	End Cap	Outside Angle	T-Piece with Reduction	Internal Divider 20m	Cable Support
Ctn Qty	4	4	4	4	4	4	4	4	(10 Length)	4

NEW

45 X 45 COMPONENTS FOR TRUNKING 180 x 50 & 110 x 50

New Stackable Supports for 45x45mm Devices

Note: For more Modules, see page 20.8





45x45mm Supports & Modules



Code	EF10950	EF10959	EF10986	EF10952	EF10954	EF45142S	EF45132S
Description	Single Unit Flush Mount Set C/W Center Adaptor Plus A & B Sides	Center Adaptor Add to Extend	2 Gang Adaptor c/w Plate	4 Gang Adaptor c/w Plate	6 Gang Adaptor c/w Plate	2 Gang Euro & USA Socket	Schuko 16A - 250V (2G)
Carton Qty.	20	20	20	10	10	10	10



Code	EF45136S	EF45138C	EF45262C	EF45972S	EF45975S	EF45978S	EF45988S	EF45974S
Description	16A Schuko Protected (2G)	Single Schuko c/w cover	Dual Schuko c/w cover	RJ11 1 Gang	CAT5e RJ45 UTP 1Gang	CAT6 RJ45 UTP 1 Gang	CAT6 RJ45 FTP 1 Gang	Fibre Optic Connector (ST)
Carton Qty.	10	10	10	5	5	5	5	5



Code	EF45970S	EF45531S	EF45550S	EF10971	A7400	A7500	A7500-W
Description	Blanking Plate	R-TV Socket Terminal Type	R-TV Socket Satellite	Adaptor for 4 x 2 Sockets	1 x 16A RSA Socket	1 x 16A Dedicated Socket	1 x 16A Dedicated Socket
Carton Qty.	5	10	10	10	10	10	10

©ACDC Dynamics

OFFICE POLES



Ceiling Extension



Code	SDCE-500
Length	500mm

Component Composition

1. Jack Assembly
2. Core 4 Compartment Aluminum
3. Core Cover PVC
4. Ceiling / Floor Flange (ABS)
5. Nail-In Anchor (M6x55)
6. BasePlate (ABS) Location Pad
7. Ceiling Extension 500mm (**SDCE**)
8. Service Outlet Box (PVC)
9. Service Outlet Cover (PVC)
10. Service Outlet Box socket Flange
11. Service Outlet Box end caps
12. Nut
13. Switching Accessory

Office Pole Kit

Code	SD300	SD350	SD400	SD450
Length	3000mm	3500mm	4000mm	4500mm

Kit Comprises of

- 4 x Ceiling / Floor Flange (4)
- 1 x Jack Assembly (1)
- 1 x Base Plate (6)
- 2 x Nail-in Anchor M6 x 55 (5)
- Core (2)
- Covers (3)

Service Outlet Kit





Code	SDCC	SD45	SDBLANK
Description	Classic Outlet Kit	for 45 x 45 Modules	Blank Outlet Kit

Note: All switching accessories are supplied separately.

A Single Service Outlet Kit Comprises of

- 1 x Service Outlet Box (8)
- 1 x Service Outlet Cover (9)
- 2 x Outlet Box End Caps (11)
- 2 x Outlet Box Socket Flange (10)
- 1 x Nut (12)

Switching Accessories

Note: All switching accessories to be ordered separately.

Standard



Dedicated



45 x 45 - see also page 20.8







Code	CSV-16A-S	CSV-16A-D	CS-45X45	SA-F30-*	SA-F30-S-*	SA-F10-*	SA-F21C-*
Description	Classic 16A Socket Outlet (Vertical)		45 x 45 Cradle	3-Pin SA Socket	16A S/Socket, 3M	Single Switch 1M	5V, 2.1A. Module Size: 1M

*Add Colour to Code: ○ **WH** (White), ● **SL** (Slate), ● **BK** (Black)

OFFICE POLES

Single Face Office Poles with Telescopic Mounting

For sockets and switches see the ACDC 2x4 range on page 20.18 - 20.22, or the Gewiss Chorus range on page23.45-23.53.



Accessories



CF503AA
3 Module Support frame



CF504AA
4 Module Support frame



CF506AA
6 Module Support frame

Code	CM280310AA
Construction	Anodised Aluminium
Kit includes:	• 2 x **BS686** socket boxes for 3 / 4 / 6 modules • 2 x support frames for 3 modules

Office Poles with Telescopic Mounting

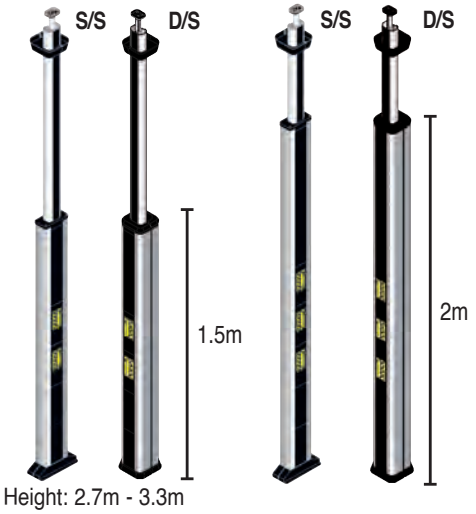

Height: 2.7m - 3.3m

S/S CB1333	CB1384
D/S 129336VA	129388VA

Painted Aluminium with Black PVC Covers

Single Sided	• 2 x **BS686** socket boxes for 3 / 4 / 6 modules • 2 x support frames for 3 / 4 / 6 modules
Double Sided	• 4 x **BS686** socket boxes for 3 / 4 / 6 modules • 4 x support frames for 3 / 4 / 6 modules

Other Colours Available on Request - All White, all Black, all Aluminium

Accessories





B080.2	BS80-53.2	BS686
Spare 2m length of cover	PVC support frame for 3/4/6 modules	Socket Box for 3/4/6 modules

Floor Mounting Mini Office Poles

arnocanali

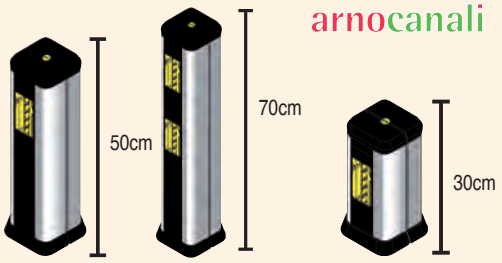

S/S CDP50	CDP70	CDP30
D/S 12954VA	12976VA	12932VA

- 2 x **BS686** socket boxes for 3 / 4 / 6 modules
- 2 x support frames for 3 / 4 / 6 modules
- For **CDP30** only 1 x **BS686** and support

©ACDC Dynamics

FLUSH FLOOR SOCKET BOXES

arnocanali


SPF08 closed


SPF16 closed


S08BOX


SPF08 populated


SPF16 populated


S16BOX


SMP43


SMP45


SMP11

Underfloor Vanish Socket Boxes

Code	Description	Size L x W x H
SPF08	Socket box accommodating 2 x support frames	340 x 220 x 102
SPF16	Socket box accommodating 4 x support frames	340 x 375 x 102
S08BOX	Galvanised box for installation of **SPF08** into concrete slab	310 x 236 x 103
S16BOX	Galvanised box for installation of **SPF16** into concrete slab	310 x 388 x 103

Features

- Reversable lid can be fitted with your choice of floor covering or used as is.
- Cable exits are specially designed to protect cables.
- Cover is easily removable to improve access for installation and maintenance.

Support Frames

Code	Description
SMP43	Support frame for 4-modules (with reduction piece for 3-modules)†
SMP45	Support frame for three 45 x 45mm modules*
SMP11	Support frame for 2 modules of DIN Mount devices (circuit breakers, timers)

† Can be used with *GEWISS Chorus* range
* For 45 x 45 devices, see page 20.8.

CABLE ACCESSORIES

Half Round Floor Trunking - 2m Lengths

Code	Cover	W x H	Type
KP1252.1	Grey PVC Cover	50 x 12mm	3 Compartment
KP1252A	Aluminium Cover	50 x 12mm	3 Compartment
KP1873.1	Grey PVC Cover	75 x 18mm	4 Compartment
KP1873A	Aluminium Cover	75 x 18mm	4 Compartment

arnocanali

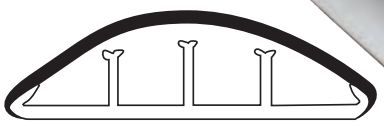
KP1252


KP1873

Bi-Facial Floor-Mount Turret

Code	Colour	W x D x H
KP2504.1	Grey	200 x 140 x 135
KP2504.AL	Aluminium	200 x 140 x 135

For use on raised floors or in conjunction with half round trunking

Accommodates AC/DC A7000 series or 2x4 Way Gewiss Supports and plates.

Can be populated with Chorus devices - see Gewiss Chorus Catalogue or AC/DC Main Catalogue for full Chorus Range.



Derivation Box



Code	Material	Size (mm)
KPD.1	Grey PVC	100 x 100 x 30
KPD.AL	Aluminium	100 x 100 x 30
KPD.1	Grey PVC	100 x 100 x 30
KPD.AL	Aluminium	100 x 100 x 30

90° Bend



Code	Material
KPW1252.1	Grey PVC
KPW1252.AL	Aluminium
KPW1873.1	Grey PVC
KPW1873.AL	Aluminium

Joint Cover



Code	Material
KPV50.1	Grey PVC
-	-
KPV75.1	Grey PVC
KPV75.AL	Aluminium

End Cap



Code	Material
-	-
-	-
KPE1873A	Aluminium
KPE1873A	Aluminium

FLOOR MOUNTING SOCKET BOXES

	Double 2x4 Socket	Triple 2x4 Socket	Quad 2x4 Socket	Slab Boxes	
	Slab boxes to be ordered separately 				
Code	TK-SF2-*	TK-SF3-*	TK-SF4-*	TK-SF2SB	TK-SF3SB
Size (mm)	131(L) x 147(W) x 75(H)	135(L) x 224(W) x 75(H)	262(L) x 147(W) x 75(H)	116(L) x 135(W) x 39(H)	116(L) x 208(W) x 39(H)
Description	Double 2x4 Socket	Triple 2x4 Socket	Quad 2x4 Socket	For **TK-SF2**	For **TK-SF3** & **TK-SF4**

*Add colour to code: **GR** (*Grey*), **BK** (*Black*), **WH** (*White*)

©ACDC Dynamics

FLEXIBLE CONDUIT

NEW



320N Flexible Conduit (Material: PVC, Class 2221, Color: White)

Code	External Ø	Internal Ø	Coil Length
CO16220*	20mm	15.3mm	5m, 10m, 30m, 50m
CO16225*	25mm	19.2mm	5m, 10m, 30m, 50m
CO16232*	32mm	25.4mm	5m, 10m, 30m, 50m

*For cut lengths, add to code: **/5, /10, /30, /50**



Double Wall Corrugated Pipe - 450N (Material: HDPE, Color: Black)

Code	External Ø	Internal Ø	Length	Accessories Codes	
				Sealing Ring	Coupling
CD-DN40/50	40mm	30mm	5m Coil	CD-DN40-SR	CD-DN50-CC
CD-DN50/50	50mm	40mm	50m Coil	CD-DN50-SR	CD-DN50-CC
CD-DN75/6	75mm	60mm	6m Length	CD-DN75-SR	CD-DN75-CC
CD-DN110/6	110mm	92mm	6m Length	CD-DN110-SR	CD-DN110-CC
CD-DN160/6	160mm	137mm	6m Length	CD-DN160-SR	CD-DN-160-CC
CD-DN160/25	160mm	137mm	25m Coil	CD-DN160-SR	CD-DN-160-CC

Note: Coils & 6m lengths supplied with 1 x coupling and sealing ring

Pure Orange Halogen Free Conduit - c/w Draw Wire

Pure Orange - RAL2004



Code	Description	Size External Dia	Coil Lengths
ECTP1220T	Light Duty, Class 2232	20mm	100m
ECTP1520T	Med Duty, Class 3422	20mm	100m
ECTP1225T	Light Duty, Class 2232	25mm	100m
ECTP1525T	Med Duty, Class 3422	25mm	100m



SM-G



SM-W

Conduit Adaptors

Code	Suitable for Conduit	Code
SM-G-M20	20mm	SM-W-M20
SM-G-M25	25mm	SM-W-M25

Split Black Convoluted Tubing - Self-Extinguising PP (Polyethylene)

NEW







Code	Inside Ø (D2)	Outside Ø (D)	Length
PMCT-7X10-100M	7mm	10mm	100m
PMCT-7X10-5M	7mm	10mm	5m
PMCT-10X13-100M	10mm	13mm	100m
PMCT-10X13-5M	10mm	13mm	5m
PMCT-17X21-100M	17mm	21mm	100m
PMCT-17X21-5M	17mm	21mm	5m
PMCT-22X26-100M	22mm	26mm	100m
PMCT-22X26-5M	22mm	26mm	5m
PMCT-29X33-100M	29mm	33mm	100m
PMCT-29X33-5M	29mm	33mm	5m

NEW



PVC Conduit Cutter

Clearly and easily cuts PVC and other synthetic plastic conduit. Body Material: Aluminium Die-Casting I Material can cut: PVC Pipe, PE Pipe, PPR Pipe, EXP Pipe and other aluminium plastic pipes.

Code	Max Scope of Cutting
CA-CUTTER	42mm

STEEL CONDUIT FITTINGS & ACCESSORIES

Galvanised Steel Flexible Conduit

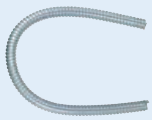

PVC Coated Steel Flexible Conduit



Die Casts

Brass



Aluminium



For Lock Nuts see page 20.46

Inside Ø (mm)	Galvanised Code/5m	Galvanised Code/30m	PVC Coated Code/5m	PVC Coated Code/30m	Female Adaptor Brass	Male Adaptor	
						Brass	Alu. Die Cast
16	GFC-165	GFC-1630	PFC-165	PFC-1630	TC-BF16	TC-BM16	TC-AM16
20	GFC-205	GFC-2030	PFC-205	PFC-2030	TC-BF20	TC-BM20	TC-AM20
25	GFC-255	GFC-2530	PFC-255	PFC-2530	TC-BF25	-	TC-AM25
32	GFC-325	GFC-3215 (15m)	PFC-325	PFC-3215 (15m)	TC-BF32	-	TC-AM32

	Flexible Coupling	90˚ Squeeze Connector	Connector	2-Piece Swivel Connector
				
16mm	M900-16	-	M902-16	M903-16
20mm	M900-20	M901-20	M902-20	M903-20
25mm	M900-25	M901-25	M902-25	M903-25

©ACDC Dynamics

NEW

FISH TAPE

	Insulated Steel Wire	Spiroidial Polyester	Nylon	Fiberglass	Steel Tape
		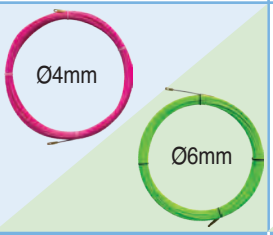			
Code Ø4mm	**A4.015** 15m **A4.030** 30m	**AM45.015** 15m —	**NFT-2403** 15m **NFT-2406** 30m	**FT-45M-FG** 45m **FT-75M-FG** 75m	**FT-30M** 30m **FT-60M** 60m
Code Ø6mm		**AM6.030** 30m	**NFT-2950** 50m	—	—
Accessories Included	• Threaded Pull Head • M5 Pull Eyelet	• Crimped Pull Head • M5 Pull Eyelet	• M5 Threaded Pull Head • M5 Pull Eyelet	• Crimped Pull Eyelet • Easy Pull Reel	• Easy Pull Reel
Characteristics	• Very Long Life • Good Thrust • Low Friction • Very high tensile strength and flexibility	• Very Long Life • Very High Thrust • Very Low Friction • High tensile strength and flexibility	• Long Life • Average Thrust • Average Friction • Average tensile strength and flexibility	• Short Life • Extremely High Thrust • Low Friction • Fragile, Low Flexibility	• Very Long Life • High Thrust • Low Friction • Very high tensile strength and flexibility

	Steel Fishtape - on Reel	**Steel Fishtape** - on Reel	**Polyester Fishtape** - on Reel	**Nylon Fishtape** - on Reel	**Fish Tape Energrip**
					
Code	**A6.050C450**	**A10.100C850**	**AM6.060C350**	**NFT-2951**	**AS8902**
Size / Thread	Ø6mm / M5	Ø10mm / M12	Ø6mm / M5	Ø6mm / M5	Used To pull Fish Tape
Length	50m	100m	60m	100m	Pack of 4

NEW

FISH TAPE ACCESSORIES

	Pulling Eyelet		Pulling U Bolt	Triple Pulling Loop	Pulling Head	Pulling Clamp	Brush
							
Code	**AT6.M5**	**AT8.M5**	**AGT30.M12**	**AL6.M5.3**	**NFT-2911**	**NFT-2916**	**NFT-2918**
Description	Ø6mm M5 Thread	Ø8mm	Ø30mm M12 Thread	M5 Thread	M5 Thread	Use with **NFT-2911**	M5 Thread

	Flexible Head	Roller Head	Flexible Head + Eyelet
			
Code	**AP14.M12**	**APR9.M5**	**APT8.M5**
Description	Ø13mm, M12 Thread	Ø9mm, M5 Thread	Ø8mm, M5 Thread

	Cage & Stand		Lubricant	Joint/Repair Joint	Roller Head
	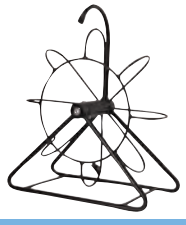	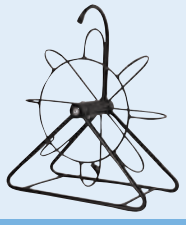			
Code	**AV250**	**AV350**	**AGL1**	**AGFM5.M5**	**AR30.M12**
Description	Black Ø250mm Ø4mm Tape	Black Ø350mm Ø6mm Tape	1 Liter Lubricating Liquid	Joint Ø6mm M5 Thread	Ø30mm M12 Thread

©ACDC Dynamics

CONDUIT ACCESSORIES

PVC Conduit (4m length)



Code	Ø	Qty.	M
CON-20/25	20mm	25	100
CON-25/25	25mm	25	100
CON-32/10	32mm	10	40
CON-40/10	40mm	10	40
CON-50/10	50mm	10	40

Locking Adaptors



Code	Ø	Qty.
CA-LA20/50	20mm	50
CA-LA25/50	25mm	50
CA-LA32/20	32mm	20
CA-LA40/20	40mm	20
CA-LA50/10	50mm	10

Couplings



Code	Ø	Qty.
CA-C20/50	20mm	50
CA-C25/50	25mm	50
CA-C32/20	32mm	20
CA-C40/20	40mm	20
CA-C50/10	50mm	10

90° Bends



Code	Ø	Qty.
CA-B20/20	20mm	20
CA-B25/15	25mm	15
CA-B32/5	32mm	5
CA-B40/5	40mm	5
CA-B50/1	50mm	1

Conduit Boxes



1-Way



2-Way



Angle



3-Way



4-Way

	1-Way	2-Way	Angle	3-Way	4-Way
Code Ø20mm	CA-1W-20/20	CA-2W-20/20	CA-2V-20/20	CA-3W-20/20	CA-4W-20/20
Code Ø25mm	CA-1W-25/25	CA-2W-25/25	CA-2V-25/25	CA-3W-25/25	CA-4W-25/25

Back Entry Loop-In



1-Way

	1-Way
Code Ø20mm	CA-1BW/20
Code Ø25mm	-

Back Entry Loop-In Boxes



2-Way



3-Way



4-Way

	2-Way	3-Way	4-Way
Code Ø20mm	CA-2BW/20	CA-3BW/20	CA-4BW/20
Code Ø25mm	-	-	-
Code Ø32mm	-	-	-

Inspection T Piece



Code Ø20mm	CA-IT20/20
Code Ø25mm	CA-IT25/20
Code Ø32mm	CA-IT32/20

Inspection Elbow



Code Ø20mm	CA-IE20/20
Code Ø25mm	CA-IE25/20
Code Ø32mm	CA-IE32/20

Inspection Bend



Code Ø20mm	CA-IB/20
Code Ø25mm	-
Code Ø32mm	-

"U" Conduit Box



"Y" Conduit Box



Loop-In Boxes



Side & Back Loops (8 hole)



Back Loop (4 hole)

	"U" Conduit Box	"Y" Conduit Box	Side & Back Loops (8 hole)	Back Loop (4 hole)
Code Ø20mm	CA-2U/20	CA-3Y/20	CA-B1-8/20	CA-B2/20
Code Ø25mm	-	-	-	-
Code Ø32mm	-	-	-	-

Standard Lid

without Screws



*Over sized lid

Code Ø20mm	CA-L1/50
Code Ø25mm	CA-L1/50/OS*
Code Ø32mm	-

Standard Elbow



Code Ø20mm	CA-PL20/20
Code Ø25mm	CA-PL25/20
Code Ø32mm	CA-PL32/20

PVC Saddles





c/w Spacerbar & Screws

		c/w Spacerbar & Screws
Code Ø16mm	–	–
Code Ø20mm	CA-S20/1000, /100, /20	CA-SB20/200 or /20
Code Ø25mm	CA-S25/500, /50 or /20	CA-SB25/200 or /20
Code Ø32mm	CA-S32/100 or /10	CA-SB32/100 or /20

PVC Conduit Clamp



c/w Screw



	c/w Screw	c/w Screw
Code Ø16mm	–	–
Code Ø20mm	CL-20/100 or /20	CL-20W/N/20
Code Ø25mm	CL-25/100 or /20	CL-25W/N/20
Code Ø32mm	–	–

NEW Clips

Halogen free & Flame Retardant



	Halogen free & Flame Retardant
Code Ø16mm	RG16HV/100
Code Ø20mm	RG20HV/100
Code Ø25mm	RG25HV/100
Code Ø32mm	RG32HV/50

Female Adaptors



Double Bush



	Double Bush
Code Ø16mm	–
Code Ø20mm	CA-FA20/50
Code Ø25mm	CA-FA25/50
Code Ø32mm	CA-FA32/50

	Double Bush
Code Ø16mm	–
Code Ø20mm	CA-FAD-20/50
Code Ø25mm	CA-FAD-25/50
Code Ø32mm	CA-FAD-32/50

Galvanised Steel Saddles





c/w Spacer Bar & Screws



c/w Spacer Bar & Screws



			c/w Spacer Bar & Screws	c/w Spacer Bar & Screws
Code Ø20mm	GS-20/100 or /10	GFS-20/100 or /10	GSB-20/100 or /10	GSB1-20/50 or /10
Code Ø25mm	GS-25/100 or /10	GFS-25/100 or /10	GSB-25/100 or /10	GSB1-25/50 or /10
Code Ø32mm	–	–	–	GSB1-32/50 or /10

Bending Spring



Code Ø20mm	CA-SP20/1
Code Ø25mm	CA-SP25/1
Code Ø32mm	–

M4 Screws

Counter Sunk Head M4 or M5 8 or 12mm long



	Counter Sunk Head M4 or M5 8 or 12mm long
Code Ø20mm	M4X8/100 or /10
Code Ø25mm	M4X12/100 or /10
Code Ø32mm	M5X8/100 or /10

PVC Glue



Code Ø20mm	200ml	PVC-GLUE2/1
Code Ø25mm	100ml	PVC-GLUE1/1
Code Ø32mm	–	–

WIRING ACCESSORIES & SILUX

©ACDC Dynamics

STEEL CONDUIT FITTINGS & ACCESSORIES

	Galvanised Conduit	1-Way Conduit Box	2-Way Conduit Box	Angle Conduit Box	3-Way Conduit Box	4-Way Conduit Box	End Caps
	Push-in Type  Wall Thickness: 1.6mm Supplied in: 4m length	Push-in Type 	Push-in Type 	Push-in Type 	Push-in Type 	Push-in Type 	PVC Conduit 
20mm	ST-CON-20	M181-20	M182-20	M183-20	M184-20	M185-20	ST-EC-20
25mm	ST-CON-25	M181-25	M182-25	M183-25	M184-25	M185-25	ST-EC-25
32mm	ST-CON-32	NEW M181-32	NEW M182-32	NEW M183-32	NEW M184-32	NEW M185-32	NEW ST-EC-32
50mm	ST-CON-50	–	–	–	–	–	NEW ST-EC-50

	Male Hook	Hook-Dome-Lid Combo	Female Dome Steel Lid	Loop-In Box 4 Hole	Overlapping Lid	Standard Lid
		Steel Lid 				
20mm	M502-20	R287	M288	R274	R280	R281
25mm	M502-25	–	–	–	–	–

	Coupling	Threaded Adaptors		90° Bend	Inspection Elbow	Nipple
		Female 	Male 		Threaded 	
20mm	R101-20	FTA-20	MTA-20	FB-20	M145-20	F107-20
25mm	R101-25	FTA-25	MTA-25	FB-25	M145-25	F107-25
32mm	R101-32	FTA-32	MTA-32	FB-32	–	–
50mm	R101-50	–	–	FB-50	–	–

	Inspection Tee	Brass Bushes		Lock Nuts		Easy Bend Tool
	Threaded 	Male 	Female 			NEW 
20mm	M133-20	BMB-20/100 or /10	BFB-20/100 or /10	LN-20/100 or /10	F505-20/100 or /10	ST-EB-20
25mm	M133-25	BMB-25/100 or /10	BFB-25/100 or /10	LN-25/100 or /10	F505-25/100 or /10	ST-EB-25
32mm	–	BMB-32/50 or /5	BFB-32/50 or /10	LN-32/50 or /10	–	–

NEW



Galvanised Draw Wire

Code	Thickness	Weight	Length
GDW-1.6/2KG	1.6mm	2kg	± 126m
GDW-1.6/5KG	1.6mm	5kg	± 277m

©ACDC Dynamics

2X4 WALL BOXES

TM-2020 Conforms to SABS Spec. No. IEC60670-1












Code	TM-2020	TM-42S	TC-PR42	EB42	EB42C	PEB42	SPEB42
Description	105.5 x 61 x 50D Steel Flush Mount	105 x 65 x 45D Steel Flush Mount	105 x 61 x 50D Plastic Flush Mount	50 x 100 Steel Surface Mount	50 x 100 Steel Surface Mount	50 x 100 Plastic Surface Mount	50 x 100 Plastic Surface Mount

4X4 WALL BOXES

TM-4040 Conforms to SABS Spec. No. IEC60670-1












Code	TM-4040	TM-44S	TC-PR44	EB44	EB44C	PEB44	SPEB44
Description	105.5 x 105.5 x 50D Steel Flush Mount	105 x 105 x 45D Steel Flush Mount	105 x 105 x 50D Plastic Flush Mount	100 x 100mm Steel Surface Mount	100 x 100mm Steel Surface Mount	100 x 100mm Plastic Surface Mount	100 x 100mm Plastic Surface Mount

3X3 WALL BOXES

Galvanised Steel Flush Mount








Code	TM-SG135	TM-SG147	TM-SG235D	TM-SG247	TM-SG335	TM-SG335D
Description	3x3 71 x 71 x 35mm	3x3 71 x 71 x 47mm	2x3x3 151 x 71 x 35mm	6x3 131 x 71 x 35mm	3x3x3 248 x 71 x 35mm	1x3x3 + 1x6x3 215 x 71 x 35mm

Plastic Flush Mount




Code	BEL-B1	BEL-C1
Description	3x3 75 x 75 x 37mm	6x3 132 x 72 x 37mm

Plastic Surface




Code	BEL-B2	BEL-C2
Description	3x3 86 x 86 x 30mm	6x3 148 x 88 x 32mm

Screws for Wallboxes



Code	SC4X40	SC4X75
Description	4 x 40mm	4 x 75mm

with counter sunk head, Pack of 50

LOW VOLTAGE LIGHT BOXES & CONDUIT ACCESSORIES


LV-BOX 2


LID

Low Voltage Light Boxes and Lids

Code	Description	Size (mm) H x W x D
LV-BOX 1	For Low Voltage Light Box	210 x 150 x 130
LID-*	*Add lid with hole size: **65**, **75**, **85**mm	



Plastic Draw Boxes

Code	Size (mm) H x W x D
PDB442	108 x 108 x 50
PDB662	155 x 155 x 50
PDB692	225 x 150 x 60
PDB993	230 x 230 x 100
PDB12123	305 x 308 x 100



ECO45/50/55

ASB45/50/55

Slab Boxes

Code	Description	Size (mm) A x B x C x D
ECO45	Galvanised Eco slab box	450 x 400 x 220 x 115
ECO50	Galvanised Eco slab box	500 x 450 x 220 x 115
ECO55	Galvanised Eco slab box	550 x 500 x 220 x 115
ASB45	Asbestos Eco lid	390 x 220
ASB50	Asbestos Eco lid	440 x 220
ASB55	Asbestos Eco lid	490 x 220



Galvanised Draw Boxes

Code	Size (mm) H x W x D
GDB62	150 x 150 x 50
GDB63	150 x 150 x 75
GDB92	230 x 230 x 50
GDB93	230 x 230 x 75
GDB122	305 x 305 x 50
GDB123	305 x 305 x 75

©ACDC Dynamics

TRUNKING

Slotted Trunking Grey (2m lengths)



*For blue narrow slot add **B** to code eg.(**BT40X40**)

Size WxH	Ctn/ Qty	*Code Narrow Slot	Code Wide Slot	Spare Covers
12 x 8	100	–	–	–
12.5 x 12.5	50	–	–	–
15 x 10	50	–	–	–
15 x 17	50	T15X17	–	COV15
16 x 16	100	–	–	–
20 x 10	100	–	–	–
25 x 16	-	–	–	–
25 x 25	50	T25X25	TW25X25	COV25
25 x 40	50	T25X40	TW25X40	COV25
25 x 60	35	T25X60	TW25X60	COV25
25 x 80	28	T25X80	TW25X80	COV25
40 x 25	50	T40X25	TW40X25	COV40
40 x 40	35	T40X40	TW40X40	COV40
40 x 60	28	T40X60	TW40X60	COV40
40 x 80	20	T40X80	TW40X80	COV40
40 x 100	32	T40X100	TW40X100	COV40
60 x 40	25	T60X40	TW60X40	COV60
60 x 60	16	T60X60	TW60X60	COV60
60 x 80	18	T60X80	TW60X80	COV60
60 x 100	24	T60X100	TW60X100	COV60
80 x 40	20	T80X40	TW80X40	COV80
80 x 60	14	T80X60	TW80X60	COV80
80 x 80	15	T80X80	TW80X80	COV80
80 x 100	24	T80X100	TW80X100	COV80
100 x 40	28	T100X40	TW100X40	COV100
100 x 60	10	T100X60	TW100X60	COV100
100 x 80	12	T100X80	TW100X80	COV100
100 x 100	8	T100X100	TW100X100	COV100
120 x 80	8	T120X80	TW120X80	COV120

Solid Trunking White (2m lengths)



*Hinged lid & self-adhesive bottom

Code C/W Cover	Ctn/ Qty	Spare Covers
ST12X8	50	–
*ST12.5X12.5	50	–
ST15X10	50	COV15WH
–	–	–
*ST16X16	50	–
ST20X10	50	–
*ST25X16	20	COV25WH
ST25X25	20	COV25WH
*ST25X40	20	COV25WH
ST25X60	35	COV25WH
–	–	–
*ST40X25	20	COV40WH
*ST40X40	10	COV40WH
ST40X60	10	COV40WH
ST40X80	10	COV40WH
*ST50X50	10	COV50WH
ST60X40	10	COV60WH
ST60X60	10	COV60WH
–	–	–
–	–	–
ST80X40	10	COV80WH
ST80X60	10	COV80WH
*ST75X75	6	COV75WH
–	–	–
–	–	–
ST100X60	6	COV100WH
*ST100X75	4	COV100WH
*ST100X100	4	COV100WH
ST120X80	4	COV120WH



End Cap NEW

*Add to Code **CAP-ST25X16**

Solid & Flexible Trunking



Solid Trunking Dark Grey (2m lengths)

Code	Size (mm) W x H
SWD-2525	25 x 25
SWD-3333	33 x 33
SWD-4040	40 x 40
SWD-5050	50 x 50
SWD-6565	65 x 65
SWD-100100	100 x 100

Flexible Slotted Trunking



Code Screw Fixing	Dimensions W x H x L (mm)	Packing Pcs
EC23402	16 x 16 x 500	84
EC23404	25 x 25 x 500	70
EC23406	40 x 40 x 500	50

Plastic Rivets



Code	Size	Pack Qty	Tool Code
VRV40	4mm	100	VRI40
VRV60	6mm	100	VRI60

Half Round Trunking Grey

Single compartment



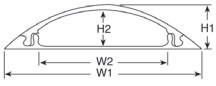

Supplied with self adhesive mounting strip

Supplied in 1m lengths

Code	Size W_1 x W_2 x H_1 x H_2
RTD-40D	40 x 19 x 11 x 8.5
RTD-60D	60 x 33 x 15 x 12
RTD-90D	90 x 54 x 22 x 17.5
RTD-120D	120 x 83 x 30 x 25

Self Drilling Screws

c/w Cap 1.2mm (max)
Mild Steel







Code	Size (mm)	Pack Qty
V7900	4.2 x 13	500
V7900/50	4.2 x 13	50

DECORATIVE MINI TRUNKING

NEW

Supplied with Self-Adhesive Tape & Hinged Lid
2m Length



Code	LCD94.3	LCD1015.5	LCD1015.52	LCD1015.53	LCD1015.CL	LCD1015.FG
Size	15mm x 10mm x 2m	15mm x 10mm x 2m	15mm x 10mm x 2m	15mm x 10mm x 2m	15mm x 10mm x 2m	15mm x 10mm x 2m
Colour	White	Brown	Dark Wood	Light Wood	Cherry Wood	Beach Wood
Ctn/Qty	30	30	30	40	33	33

©ACDC Dynamics

STEEL TRUNKING

Size	41 x 41mm	41 x 41mm			41 x 21mm		41 x 21mm	41 x 41mm	76 x 76mm	127 x 76mm
							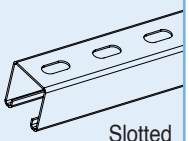 Slotted Channel			
Code	**P1000/5**	**P2000/3**	**P2000/5**	**P2000/5-1MM**	**P4000/3**	**P4000/5**	**SC-41X21**	**SC-41X41**	**P8000/5**	**P9000/5**
Length	5m	3m	5m	5m	3m	5m	3m	3m	3m	3m
Material Thickness	2.5mm	1.6mm	1.6mm	1.0mm	1.6mm		1.6mm		0.8mm	0.8mm
Cover Steel 2.5m Length 	**P1/2/4-STE-COV**								**P8000-STE-COV**	**P9000-STE-COV** (3m Length)
Cover PVC- **Grey** 2.5m Length 	**P1/2/4-PVC-COV**								**P8000-PVC-COV**	**P9000-PVC-COV** (3m Length)
Accessories Internal Splice 	**P1000-IS**	**P2000-IS**			**P4000-IS**		**P4000-IS**	**P2000-IS**	**P8000-IS**	**P9000-IS**
End Cap 	**P1000-EC**	**P2000-EC**			**P4000-EC**		**P4000-EC**	**P2000-EC**	**P8000-EC**	**P9000-EC**
90° Horiz Elbow 	**P1000-90HE**	**P2000-90HE**			**P4000-90HE**		**P4000-90HE**	**P2000-90HE**	**P8000-90HE**	**P9000-90HE**
90° Int Elbow 	**P1000-IB**	**P2000-IB**			**P4000-IB**		**P4000-IB**	**P2000-IB**	**P8000-IB**	**P9000-IB**
90° Ext Elbow 	**P1000-EB**	**P2000-EB**			**P4000-EB**		**P4000-EB**	**P2000-EB**	**P8000-EB**	**P9000-EB**
Tee 	**P1000-T**	**P2000-T**			**P4000-T**		**P4000-T**	**P2000-T**	**P8000-T**	**P9000-T**
4-Way 	**P1000-4W**	**P2000-4W**			**P4000-4W**		**P4000-4W**	**P2000-4W**	**P8000-4W**	**P9000-4W**
Hanger c/w Fasteners 	**P2335-HA**								**P8335-HA**	**P9335-HA**
Wiring Retainer 	**P1000-WR**	**P2000-WR**			**P4000-WR**		**P4000-WR**	**P2000-WR**	**P8000-WR**	–

	M8 x 25mm Bolt	Spring Nuts (M8)	M8 Threaded Rods Zinc Plated		Hex Nuts (M8)
	 100 Per pack	 10 or 100 Per pack			
Code	**MV66133/100**	**MV66152/100*** for 21mm channel	**THR-M8** (1m)	**THR-M8/2** (2m)	**M8NP/100** (100/pack)
	–	**MV66157/100*** for 41mm channel	–	–	**M8NP/10** (10/pack)

* Replace **/100** with **/10** for Retail Pack

WIRING ACCESSORIES & SILUX

©ACDC Dynamics

GALVANIZED STEEL CABLE LADDER

Cable trays and all Support Systems are manufactured based on European standards as certified by TSE EN 61537
Products are coated with Hot Dip galvanizing according to TS 914 EN ISO 1461 standards

Notes: Each cable tray requires 2 x straight connectors + 4 sets of M8x15mm Bolts & Nuts (**CV-2** + **M8NP**)
Cross Rung Spacing - 375mm

3m length

Description	50mm Height				
	100mm	200mm	300mm	400mm	500mm
 Ladder Cable Tray 3m Length x 50mm Wall Height	AR-A10-M	AR-A20-M	AR-A30-M	AR-A40-M	AR-A50-M
 Horizontal 90° Bend r=125	AR-110-MR125	AR-120-MR125	AR-130-MR125	AR-140-MR125	AR-150-MR125
 Horizontal T Junction r=125	AR-210-MR125	AR-220-MR125	AR-230-MR125	AR-240-MR125	AR-250-MR125
 Horizontal 4 Way X Junction r=125	AR-310-MR125	AR-320-MR125	AR-330-MR125	AR-340-MR125	AR-350-MR125
 Horizontal 45° Bend	AR-410-M	AR-420-M	AR-430-M	AR-440-M	AR-450-M
 Horizontal to Vertical T-Branch	AR-AG10-M	AR-AG20-M	AR-AG30-M	AR-AG40-M	AR-AG50-M
 Upward / Downward Curve Riser / Dropper	AR-510-M	AR-520-M	AR-530-M	AR-540-M	AR-550-M
Note: Supplied straight, bent internally/externally to installation requirement.					
 Left Reducing Angle *Set Reduces by: (2 pcs sold as set)	AR-410-5AP-L 100mm	AR-420-5AP-L 200mm	AR-430-5AP-L 300mm	-	-
 Right Reducing Angle *Set Reduces by: (2 pcs sold as set)	AR-410-5AP-R 100mm	AR-420-5AP-R 200mm	AR-430-5AP-R 300mm	-	-
 Middle Reducing Angle *Set Reduces by: (2 pcs sold as set)	AR-410-5AP-M 100mm	AR-420-5AP-M 200mm	AR-430-5AP-M 300mm	-	-
Example: From-To-mm	500 - 400mm 400 - 300mm 300 - 200mm 200 - 100mm	500 - 300mm 400 - 200mm 300 - 100mm	500 - 200mm 400 - 100mm	-	-

Accessories

Level Change Set (with Pivot)
Consists of 2 pieces with pivot bolt
(sold as a set)



Code	QTY	Box QTY
AR-901-5	1x Set	200

Straight Connector Piece (inside)
Plain Edge: 250mm long,1.2mm thick



Code	QTY	Box QTY
AR-A1-5A1	1	250

Straight Connector Piece (outside)
Rolled Edge: 250mm long
1.2mm thick



Code	QTY	Box QTY
AR-A1-5A2	1	250

Fixing Piece (Fixing brackets)
1 Piece



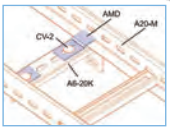

Code	QTY	Box QTY
AR-AMD	1	250

©ACDC Dynamics

GALVANIZED STEEL CABLE TRAY

Cable trays and all Support Systems are manufactured based on European standards as certified by TSE EN 61537
Products are coated with Hot Dip galvanizing according to TS 914 EN ISO 1461 standards

Notes: Other wall heights available on request (50mm, 60mm, 80mm, 100mm)
Each cable tray connection requires 2 x straight connectors + 4 sets of M8x15mm Bolts & Nuts (**CV-2** + **M8NP**)

3m length

Description	40mm Wall Height x Width				
	50mm	100mm	200mm	300mm	400mm
Cable tray 3m length x 40mm Wall Height	AR-A05-14A	AR-A10-14A	AR-A20-14A	AR-A30-14A	AR-A40-14A
90° Horizontal r=50 bend	AR-105-4R50	AR-110-4R50	AR-120-4R50	AR-130-4R50	AR-140-4R50
Horizontal T Junction r=50	AR-205-4R50	AR-210-4R50	AR-220-4R50	AR-230-4R50	AR-240-4R50
Horizontal 4 Way X Junction r=50	AR-305-4R50	AR-310-4R50	AR-320-4R50	AR-330-4R50	AR-340-4R50
45° Horizontal Bend	AR-405-4	AR-410-4	AR-420-4	AR-430-4	AR-440-4
T Branch Horizontal to Vertical	AR-205-4	AR-210-4	AR-220-4	AR-230-4	AR-240-4
Upward / Downward Curve Riser / Dropper	AR-505-4A	AR-510-4A	AR-520-4A	AR-530-4A	AR-540-4A
Note: Supplied straight, bent internally/externally to installation requirement.					
Left Reducing Angle *Set Reduces by: (2 pieces sold as set)	AR-405-4P-L 50mm	AR-410-4P-L 100mm	AR-420-4P-L 200mm	AR-430-4P-L 300mm	–
Right Reducing Angle *Set Reduces by: (2 pieces sold as set)	AR-405-4P-R 50mm	AR-410-4P-R 100mm	AR-420-4P-R 200mm	AR-430-4P-R 300mm	–
Middle Reducing Angle *Set Reduces by: (2 pieces sold as set)	AR-405-4P-M 50mm	AR-410-4P-M 100mm	AR-420-4P-M 200mm	AR-430-4P-M 300mm	–
*(Example: From-To-mm)	100-50mm	400-300mm 300-200mm 200-100mm	400-200mm 300-100mm	400-100mm	

Accessories

Level Change Joiner (with Pivot)
Consists of 2 pieces with pivot bolt (sold as a set)

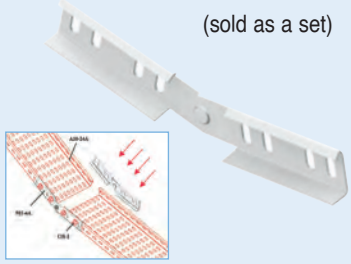

Code	QTY	Box QTY
AR-901-4	1 x Set	25

Horizontal Angle Connector
(With Hinge)



Code	QTY	Box QTY
AR-901-4A1	1	300

Straight Joining Piece (Plain Edge)



Code	QTY	Box QTY
AR-A1-4-1	1	300

Straight Joining Piece (Rolled Edge)



Code	QTY	Box QTY
AR-A1-4A2	1	100

©ACDC Dynamics

NEW

EMBOSSED - EASY COUPLING CABLE TRAYS



Cable Trays and all Support Systems are manufactured based on European standards as cetified by TSE EN 61537
All Parts are of PRE-Galvanized Mild Steel according to TS 914 ENISO 1461 standards.
AMF - Series Cable Trays (embossed, with integrated couplings) 3000mm long.
Notes: Each Cable tray connection requires 3 sets of M8x15 Bolts & Nuts (**CV-2** + **M8NP**)

3m length

Description	40mm Wall	50mm Wall Height x Width			
	50mm	100mm	150mm	200mm	300mm
Magic Cable Tray 3m Length	AMF-05-04-05-PG	AMF-10-05-05-PG	AMF-15-05-05-PG	AMF-20-05-07-PG	AMF-30-05-07-PG
90° Horizontal Bend	AMF-105-4-PG	AMF-110-5-PG	AMF-115-5-PG	AMF-120-5-PG	AMF-130-5-PG
Horizontal T Junction	AMF-205-4-PG	AMF-210-5-PG	AMF-215-5-PG	AMF-220-5-PG	AMF-230-5-PG
Horizontal 4way X Junction	AMF-305-4-PG	AMF-310-5-PG	AMF-315-5-PG	AMF-320-5-PG	AMF-330-5-PG
Upward/Downward Curve	AMF-505-4-PG	AMF-510-5-PG	AMF-515-5-PG	AMF-520-5-PG	AMF-530-5-PG

Note: Supplied straight, bent internally/externally to installation requirement.

Cable Tray Cover Straight (2.5m Length)	AMF-05-K-05-PG	AMF-10-K-05-PG	AMF-15-K-05-PG	AMF-20-K-07-PG	AMF-30-K-07-PG
Tray Cover 90° Bend 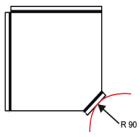	AMF-105-K-PG	AMF-110-K-PG	AMF-115-K-PG	AMF-120-K-PG	AMF-130-K-PG
Tray Cover T Junction 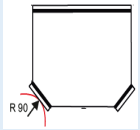	AMF-205-K-PG	AMF-210-K-PG	AMF-215-K-PG	AMF-220-K-PG	AMF-230-K-PG
Tray Cover 4 Way Junction 	AMF-305-K-PG	AMF-310-K-PG	AMF-315-K-PG	AMF-320-K-PG	AMF-330-K-PG
Upward/Downward Covers	AMF-505-K-PG	AMF-510-K-PG	AMF-515-K-PG	AMF-520-K-PG	AMF-530-K-PG



Advantages

- Fast & Safe Installation
- No need for Joining Connector
- No need for Cover Clamps
- Save on Labour Costs & Stock Holding
- Easy to Install

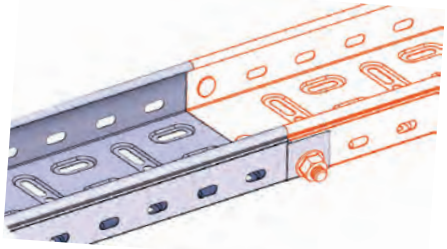

©ACDC Dynamics

GALVANIZED STEEL WIRE MESH TRAY

Cable trays and all Support Systems are manufactured based on European standards as certified by TSE EN 61537
Products are coated with Hot Dip galvanising according to TS 914 EN ISO 1461 standards

Notes: 1. Wire: 4mm Diameter
2. Pitch: 100 x 50mm
3. For stainless steel see Gewiss pg 697

3m length

Description	50mm wall Height					
	50mm	100mm	150mm	200mm	300mm	400mm
 4mm wire mesh cable tray **3m length**	**ATK-05-14** (4-Wire)	**ATK-10-14** (4-Wire)	**ATK-15-14** (4-Wire)	**ATK-20-14** (4-Wire)	**ATK-30-14** (4-Wire)	**ATK-40-14** (5mm wire)
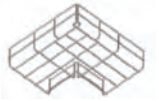 90° Horizontal bend	–	**ATK-D10-14**	**ATK-D15-14**	**ATK-D20-14**	**ATK-D30-14**	**ATK-D40-14**
 Horizontal T Junction	–	**ATK-T10-14**	–	**ATK-T20-14**	**ATK-T30-14**	**ATK-T40-14**
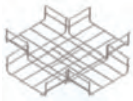 Horizontal 4 way X Junction	–	**ATK-C10-14**	–	**ATK-C20-14**	**ATK-C30-14**	**ATK-C40-14**
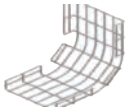 Internal Bend (Riser)	–	**ATK-IB10-14**	**ATK-IB15-14**	**ATK-IB20-14**	**ATK-IB30-14**	**ATK-IB40-14**
 External Bend (Dropper)	–	**ATK-DB10-14**	**ATK-DB15-14**	**ATK-DB20-14**	**ATK-DB30-14**	**ATK-DB40-14**

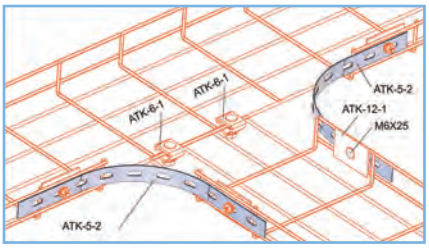

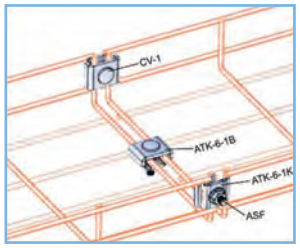

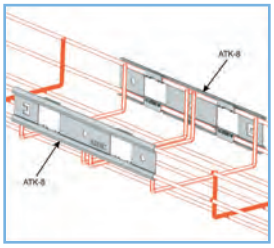

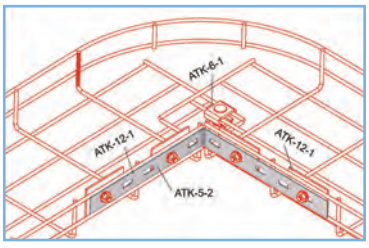

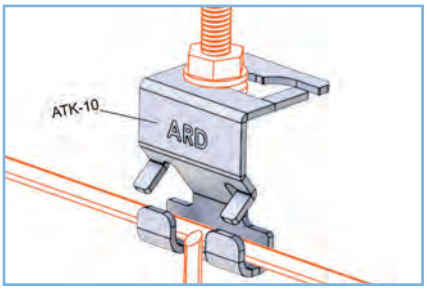

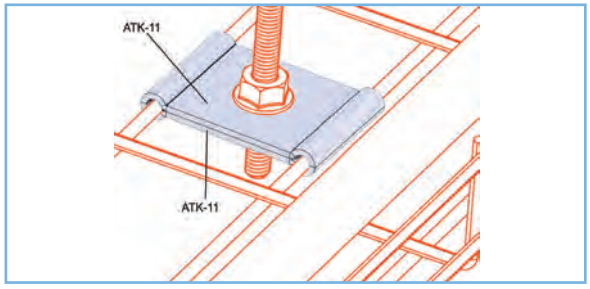

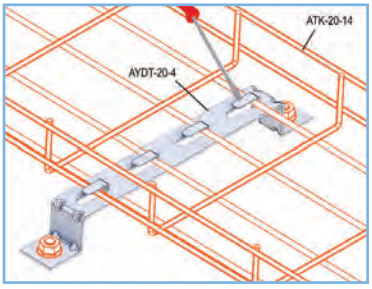

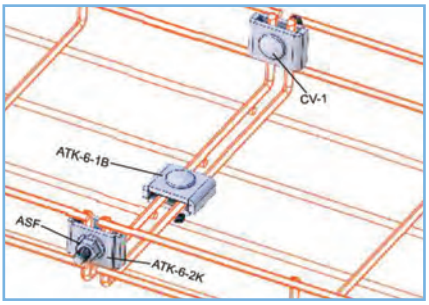

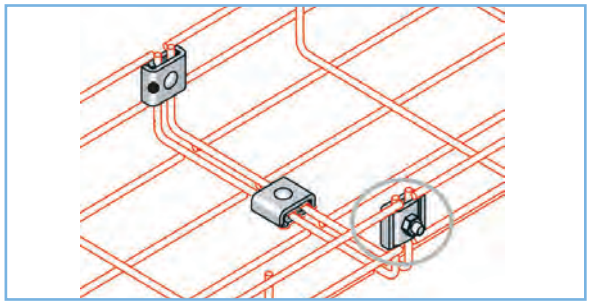

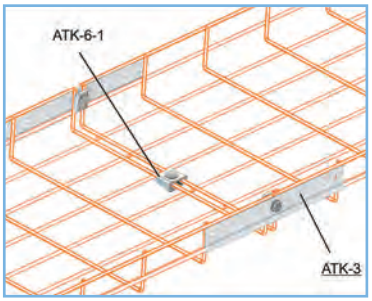

©ACDC Dynamics

WIRE MESH SUPPORT SYSTEMS



Tray Carrier (Each)

Description - Length	220mm	260mm	360mm	460mm	560mm	660mm
Tray Carrier (Used with Threaded Rod)	AT5-4-16	AT5-4-20	AT5-4-30	AT5-4-40	AT5-4-50	–
Box Quantity	75	75	80	80	80	–



Wall & Floor Mounting (Each)

Description - Length	80mm	100mm	160mm	200mm	300mm	400mm
Wall and Floor Mounting	–	AYDT-10-4	–	AYDT-20-4	AYDT-30-4	AYDT-40-4
Box Quantity	–	90	–	50	80	80



Wall Bracket (Each)

Description - Length	90mm	110mm	170mm	210mm	310mm	410mm
Wall Mounting Bracket (Non Welded)	–	AT6-10	–	AT6-20	AT6-30	AT6-40
Loading Kg	–	75kg	–	130kg	150kg	170kg
Box Quantity	–	80	–	80	40	40



"C" Support Bracket (Each)

Description - Length	90mm	110mm	170mm	210mm	310mm	410mm
"C" Support Mounting Bracket	–	ACT-3-21-10	–	ACT-3-21-20	ACT-3-21-30	ACT-3-21-40
Loading Kg	–	100kg	–	150kg	180kg	200kg
Box Quantity	–	60	–	60	30	30

CABLE RACKING (SUPPORT SYSTEMS)



Cantilever U1 Bracket

Code	Qty	Code	Qty	Code	Qty	Code	Qty	Code	Qty
AR-A3-3-10	Each	AR-A3-3-20	Each	AR-A3-3-30	Each	AR-A3-3-40	Each	AR-A3-3-50	Each
Length mm / Loading kg									
130 / 90		230 / 100		330 / 140		430 / 165		530 / 190	
Box Qty: 130		Box Qty: 75		Box Qty: 50		Box Qty: 40		Box Qty: 35	



Wall Mount Bracket

Code	Qty	Code	Qty	Code	Qty	Code	Qty	Code	Qty
AR-A6-10K	Each	AR-A6-20K	Each	AR-A6-30K	Each	AR-A6-40K	Each	AR-A6-50K	Each
Fits Tray Length mm / Loading kg									
100 / 100		200 / 130		300 / 190		400 / 220		500 / 250	
Box Qty: 70		Box Qty: 70		Box Qty: 35		Box Qty: 35		Box Qty: 35	



Fixing Bracket (Wall / Floor Mounting) - 40mm High

Code	Qty	Code	Qty	Code	Qty	Code	Qty	Code	Qty
AYD10-4	Each	AYD20-4	Each	AYD30-4	Each	AYD40-4	Each	AYD50-4	Each
Fits Tray Width mm									
100		200		300		400		500	
Box Qty: 120		Box Qty: 70		Box Qty: 110		Box Qty: 100		Box Qty: 100	



Hanging Support (Ceiling Mount)

Code	Qty	Code	Qty	Code	Qty	Code	Qty	Code	Qty
AR-A3-1-10	each	AR-A3-1-50	each	AR-A3-1-100	each	AR-A3-1-150	each	–	–
Length mm (L)									
100		500		1000		1500		–	
Box Qty: 10		Each		Each		Each		–	



Hanging Support Tray Carrier

Code	Qty	Code	Qty	Code	Qty	Code	Qty	Code	Qty
AR-A5-4-16	each	AR-A5-4-20	each	AR-A5-4-30	each	AR-A5-4-40	each	AR-A5-4-50	each
Fits Tray Width mm									
100		200		300		400		500	
Box Qty: 100		Box Qty: 75		Box Qty: 80		Box Qty: 80		Box Qty: 500	

©ACDC Dynamics

CABLE RACKING (SUPPORT SYSTEMS) - ACCESSORIES











Description	Code	QTY
Hanging support adjustable 100mm long	AR-A3-2-2B	Each
Support Channel 3000mm L x 50mm W	AR-A3-100-1.5	Each
Support Channel Coupler 220mm L x55mm W	AR-A3-1-A1	Each
50mm Width Cable Tray Carrier Y Type for Threaded Rod	A5-2-05	Each
100mm Width Cable Tray Carrier Y Type for Threaded Rod	A5-2-10	Each
200mm Width Cable Tray Carrier Y Type for Threaded Rod	A5-2-20	Each
Ceiling Mounting Plate use with AT-2	AR-A5-1-2	Each
M8x25mm Long Nut (join threaded bar)	ATS-1	Each
Threaded Bar M8 x 1m	THR-M8	Each
Threaded Bar M8 x 2m	THR-M8/2	Each












Description	Code	QTY
M6x25mm Bolt	SS625P/100	100
M8x25mm Bolt	SS825P/100	100
M6 Hexagonal Nut	AR-ASF/100	100
Bolt (Captive Head) M6 x 15mm	CV-1	100
M6 Nut	M6NP/100	100
Bolt (Captive Head) M8 x 15mm	CV-2	100
M8 Nut	M8NP/100	100
M6 Flat Washer	W6P/100	100
M8 Flat Washer	W8P/100	100
M8 Fender Washer	FW8P/100	100
Spring Nut M8 for 21mm Channel	MV66152/100 MV66152/10	100 10
Spring Nut M8 for 41mm Channel	MV66157/100 MV66157/10	100 10

GALVANIZED STEEL WIRE MESH - ACCESSORIES








Description	Code	QTY	Box
Bracket for Ceiling Mounting	A5-1-1	Each	250
Cable Tray Support Bracket (Used with threaded rod)	ATK-10	Each	500
Tray Carrier Hole Size Ø 9mm (Used with threaded rod) Order 2 pieces to make set	ATK-11	Each	150
Tray Carrier (Used with threaded rod)	ATK-15	Each	100
Coupler with Nut & Bolt (M6)	ATK2-2/50	Set of 50	50
Coupler Straight	ATK-3/50	Set of 50	50








Description	Code	QTY	Box
Cable Tray Carriers	ATK-13	Each	150
Earthing Clamp	ATPK-1	Each	20
Fixing Element - Floor & Wall Mounting	ATK-14	Each	300
Boltless Speed Lock Coupler	ATK-8	Each	500
Cable Tray Joiner Set (for 4mm Wire Mesh) Nut & Bolt Included	ATK-6-1/10 ATK-6-1/50	10 50	10 50
Cable Tray Joiner Set (for 5mm Wire Mesh) Nut & Bolt Included	ATK-6-2/10 ATK-6-2/50	10 50	10 50

©ACDC Dynamics

For more information on Caddy Support Systems see the nVent Erico Channel on YouTube

ROD LOCK - THREADED ROD MOUNTING SYSTEM




Caddy Rod Lock Beam Clamp

Code	Description	Rod Size Ø	Flange Thickness	Static Load	Box Qty
CRLB8EG	Beam Clamp	M8	3 - 10mm	1100N	100
CRLB10EG	Beam Clamp	M10	3 - 10mm	1100N	100




SN Series Nut

Code	Description	Rod Size Ø	Static Load	Qty.
SNM6	M6 SN Series Nut	M6	1650N	100
SNM8	M8 SN Series Nut	M8	4500N	100
SNM10	M10 SN Series Nut	M10	6000N	100
SNM12	M12 SN Series Nut	M12	10000N	100



Rod Lock Nut

Code	H x W - Size (mm)	Rod Size Ø	Static Load	Qty.
CRLNM8EG	20 x 27.3	M8	4500N	25
CRLNM10EG	20 x 27.3	M10	6000N	25




Anchor Screw

Code	Rod Size Ø	Static Load	Socket Size	Drill Hole Depth	Drill Bit Size	Qty.
CRLAM8EG	M8	2900N	22mm	50mm	8mm	100
CRLAM10EG	M10	2900N	22mm	50mm	8mm	100




Rod Lock L-Bracket

Code	H x L x W - Size (mm)	Rod Size Ø	Static Load (N1)	Qty.
CRLLM8EG	62.1 x 43.2 x 35.6	M8	4500N	25
CRLLM10EG	62.1 x 43.2 x 35.6	M10	6000N	25




Rod Lock Telescoping Strut Replacement

Code	Thickness (mm)	Rod Size Ø	Static Load (N1)	Qty.
TSR200M8RL	1	M8	890N	25
TSR200M10RL	1	M10	890N	25




Channel Nut

Code	Cable	Static Load
CRLSM8EG	M8	2750N
CRLSM10EG	M10	2750N




Wire Basket Tray Clip

Code	Length	Width
KBT	74m	16

PYRAMID ROOFTOP SYSTEMS




H-Frame Series - Hardware Kit included

Code	Description	Strut Size (mm)	Rooftop Interface	Static Load	Qty.
360420	RPS H-Frame, 314x314mm	41x41	Foam	6670N	1
360421	RPS H-Frame, 314x314mm	41x41	Rubber	6670N	1




Pyramid ST Fixed Strut Supports

Code	L1 x L2 x H x W	Surface Area	Unit Weight	Static Load (F)	Qty.
PSF6C	152 x 203 x 122 x 152	26 452mm²	0.5kg	1334N	20
PSF10C	254 x 317.5 x 122 x 203	59 355mm²	1.0kg	4450N	10
PSF10D	254 x 317.5 x 163 x 203	59 355mm²	1.5kg	4450N	5
PSF16C	406 x 483 x 122 x 203	91 613mm²	1.5kg	6670N	5
PSF16D	406 x 483 x 163 x 203	91 613mm²	2.0kg	6670N	5




Adjustable Strut Supports

Code					
PSA10CH13	254 x 317.5 x 152 x 203	59 355mm²	2.0kg	4450N	5
PSA16AH18	406 x 483 x 178 x 203	91 613mm²	3.0kg	6670N	5




Bridge Assemblies

PSB24A	610 x 673 x 142 x 203	118 709mm²	2.0kg	8900N	2
PSB30A	762 x 826 x 142 x 203	118 709mm²	3.0kg	8900N	2
PSB36A	914 x 978 x 142 x 203	118 709mm²	4.0kg	8900N	2
PSB42A	1067 x 1143 x 142 x 203	183 225mm²	4.0kg	13340N	2
PSB48A	1219 x 1283 x 142 x 203	183 225mm²	4.0kg	13340N	2
PSB60A	1524 x 1588 x 142 x 203	183 225mm²	6.0kg	13340N	2

©ACDC Dynamics

SUSPENSION SYSTEMS

Material: 304 Stainless Steel. Break Load: 90Kg. Wire Rope Diameter: Ø1.5mm or Ø2.0mm.

Suspension Kits

Flexible suspension kits for simple & effective adjustment of luminaire height and leveling.



All in Retail Pack

Code	YW-86050/2	YW-86358/2	YW-86375/2	YW-86435/2	YW-86036/2	YW-86023/2
Description	Ø20mm Ceiling Attachment to 2x Ø9mm Crimped Ends	Crimped Eyelet to 2x Toggle Plate Ends	Crimped Eyelet to 2x 18mm Spring Lock Hooks	Cable Grip Eyelet to 3x 18mm Spring Lock Hooks	Ø16mm Ceiling Attachment to 2x Threaded Grippers (M4)	Ceiling Flange Attachment to 4x Threaded Grippers (M4)

Applications:
- Lighting & Signage
- Under counter & Office Lighting



All in Retail Pack

Code	YW-86004/2	YW-86005/2	YW-86010/2	YW-86440/2	YW-86437/2	YW-86434/2
Description	Ø14mm Ceiling Attachment to 6mm Clamp End	Ø14mm Ceiling Attachment to 9x9mm Through Bolt	Ø16mm Ceiling Attachment to Threaded End (M4)	Cable Grip Eyelet to 18mm Spring Lock Hook	Ø18mm Ceiling Attachment to Fibre/Foam Mount	Ø12mm Ceiling Attachment + Cable Grip to M10 Through Bolt Gripper

Cable Grippers

Easily raise and lower the light fitting or the Dislay system on the Suspension Wire. Latching Spring secures Wire Rope in required position.

Code	YW-86057/10	YW-86067/10	YW-86075/10	YW-86123/10	YW-86138/10	YW-86218/10	YW-86222/10
Wire Rope Ø	1-3mm	1-1.5mm	1-1.5mm	1-1.5mm	1-1.5mm	1-1.5mm	1-2mm
Type	M10 Male	M10 Male	M5 Female	18mm Hook	M5 Female	Hammer Head	M10 Male

Cable Grippers / Ceiling Attachments



All in Retail Pack

Code	YW-86229/10	YW-86418/10	YW-86423/10	YW-86429/10	YW-86405/10	YW-86402/10	YW-86395/10	YW-86420/10
Wire Rope Ø	1-1.5mm	1-1.5mm	1-3mm	1-1.5mm	1-1.5mm	1-1.5mm	1-1.5mm	1-1.5mm
Type	18mm Spring Lock Hook	Quick Link	Quick Link	Two Wire Connector	Hook Gripper	Plaster Board Gripper	Suspended Ceiling Gripper	Suspended Ceiling Eyelet

Ceiling Attachments



All in Retail Pack

Code	YW-86268/10	YW-86252/10	YW-86254/10	YW-86263/10	YW-86271/10	YW-86270/10	YW-86280/10	YW-86281/10
Description	Ø12mm Ceiling Attachment - 1 Wire	Ø20mm Ceiling Attachment - 1 Wire	Ø16mm Ceiling Attachment - 1 Wire	Ø16mm Wide Angle Ceiling Attachment - 1 Wire	Ø13mm Ceiling Attachment - 3 Wire	Ø20mm Ceiling Attachment - 4 Wire	Ø50mm Ceiling Rose Gripper	Screw Bracket Gripper

©ACDC Dynamics

OVERHEAD SUPPORT



Speed Link & Hook - Wire Ø 1.5mm

Code	Length	Box Qty
SLK15L1	1m	100
SLK15L2	2m	100
SLK15L3	3m	100
SLK15L5	5m	100
SLK15L7	7m	100
SLK15L10	10m	100

Load Newton 195 N, Safety Factor 5:1

Stainless Steel Speed Link & Hook - Wire Ø 1.5mm

SLD15L2S	2m	40
SLD15L5S	5m	40
SLD15L10S	10m	40

Load Newton 195 N, Safety Factor 5:1



Threaded-M6

Speed Link & Hook

Wire Ø 1.5mm

SLDM615L1	1m	100
SLDM615L2	2m	100
SLDM615L3	3m	100

Load Newton 195 N, Safety Factor 5:1

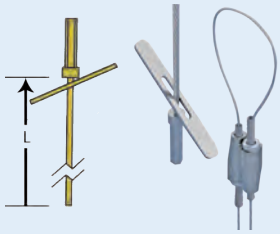

Speed Link & Toggle

Wire Ø - 1.5mm

SLK15L1T	1	20
SLK15L2T	2	20
SLK15L3T	3	20
SLK15L5T	5	20
SLK15L7T	7	20
SLK15L10T	10	20

Load Newton 195 N, Safety Factor 5:1

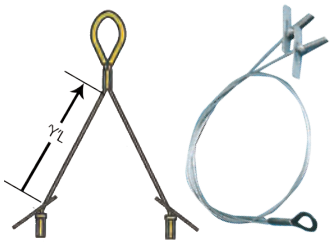

Y-Toggle With Eyelet Extension

Wire Ø 1.5mm

Code	"Y" L	Box Qty
SLD15Y200	200mm	20
SLD15Y300	300mm	20
SLD15Y500	500mm	20
SLD15Y800	800mm	20

Load Newton 195 N, Safety Factor 5:1

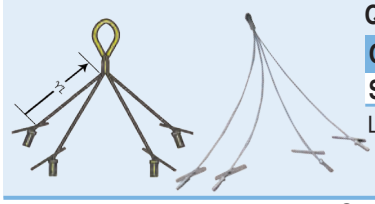

Quad Toggle - Wire Ø 1.5mm

Code	"Y" L	Box Qty
SLD15QT250	250mm	20

Load Newton 195 N, Safety Factor 5:1



Speed Link With Y-Toggle

- Wire Ø 1.5mm

Code	Length	"Y" L	Qty
SLK15Y300L3	3m	300mm	20
SLK15Y500L3	3m	500mm	20

Load Newton 195 N, Safety Factor 5:1



Wire Spool Material

Code	Length	Cable	Static Load
SLC15L50MSP	50m	Ø1.5mm	195N
SLC15L1000SP	300m	Ø1.5mm	195N
SLC2L1000SP	300m	Ø2mm	440N
SLC3L1000SP	300m	Ø3mm	880N

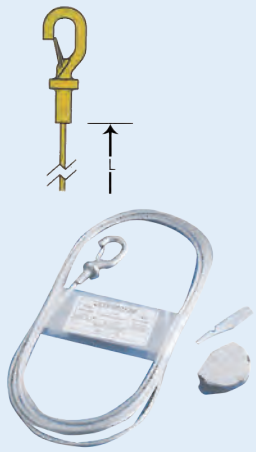

Speed Link & Hook - Wire Ø 2.0mm

Code	Length	Box Qty
SLK2L1	1m	100
SLK2L2	2m	100
SLK2L3	3m	100
SLK2L5	5m	50
SLK2L7	7m	25
SLK2L10	10m	25

Speed Link & Hook - Wire Ø 2.0mm

SLD2L1BP	1m	20
SLD2L2BP	2m	20
SLD2L3BP	3m	20
SLD2L5BP	5m	20
SLD2L10BP	10m	20

Load Newton 440N, Safety Factor 5:1



Y-Toggle With Eyelet Extension

- Wire Ø 2.0mm

Code	"Y" L	Box Qty
SLD2Y300	300mm	20
SLD2Y500	500mm	20

Load Newton 440 N, Safety Factor 5:1

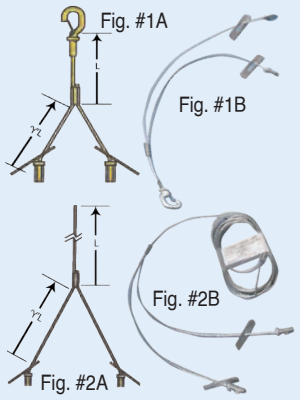

Fig. #1A

Fig. #1B

Fig. #2B

Fig. #2A

Integral Y-Toggle - Wire Ø 2.0mm

Code	Fig.#	L (m)	"Y" L (mm)	Box Qty
SLK2Y300L050H	1A&B	50 mm	300	20
SLK2Y300L2	2A&B	2	300	20
SLK2Y300L3	2A&B	3	300	20
SLK2Y300L5	2A&B	5	300	20
SLK2Y300L7	2A&B	7	300	20
SLK2Y300L10	2A&B	10	300	10
SLK2Y500L3	2A&B	3	500	20

Load Newton 440 N, Safety Factor 5:1

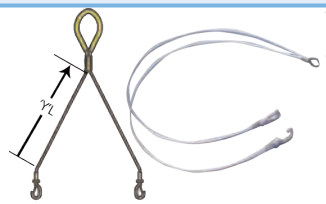

Y-Hook With Eyelet Extension

- Wire Ø 2.0mm

Code	Length	"Y" L	Qty
SLD2YH500	-	500mm	10
SLD2YH800	-	800mm	10

Load Newton 440 N, Safety Factor 5:1



Speed Link With Y-Hook

- Wire Ø 2.0mm

Code	Length	"Y" L	Qty
SLK2YH500L2	2	500mm	20
SLK2YH500L3	3	500mm	20
SLK2YH500L7	7	500mm	20

Load Newton 440 N, Safety Factor 5:1

Locking Devices



SLK2C200



SLJR200



QLD200

Code	Wire Rope Ø	Height	Width	Pack Size
SLK2C200	1.5-2.0mm	55mm	19mm	Each
SLJR200/20	1.5mm	19mm	12.7mm	20





Concrete Eyebolt Screw - Includes Drill Bit Adaptor For Easy Installation

Code	Description	Box Qty
CFEB05	Concrete Eyebolt Screw	100

©ACDC Dynamics

J-HOOKS & THREADED ROD MOUNTING SYSTEM



Caddy Cat HP J-Hook

Code	Ø mm	Area mm²	Cable Capacity Cat 5e	6	6A
CAT16HP	25.0	690	20	15	10
CAT21HP	33.3	1,174	50	40	25
CAT32HP	50.0	2,561	90	60	35
CAT48HP	75.0	5,974	200	150	80
CAT64HP	100.0	9,987	330	220	140

Static Load: 270 N



J-Hook Tree Mount Bracket

Code	Hook Spacing
CATHPTM	111mm

Static Load: 890 N



Caddy Cat HP Wire Retainer for J-Hook

Code	Ømm	Box Qty
RET16B50	25.0	10
RET21B50	33.3	10
RET32B50	50.0	10
RET48B25	75.0	10
RET64B25	100.0	10



J-Hook C Purlin Clip

Code	Flange Thickness
CATHPVF14	1.5-6mm

Static Load: 712 N



J-Hook Z Purlin Clip

Code	
CATHPAF14	1.5-6mm

Static Load: 445 N



J-Hook Hammer on Flange Clip

Code	
CATHP24SM	3-8mm
CATHP58SM	8-14mm
CATHP912SM	14-20mm

Static Load: 890 N



J-Hook Beam Clamp

Code	
CATHPBCB	16mm Max

Static Load: 267 N



J-Hook Rod/Wire Clip

Code	Rod Size	Wire Size
CATHP4Z34	M4-M8	4.8-6.4mm
CATHP4Z34	M8-M12	-

Static Load: 130 N



J-Hook Mounting Brackets

Code	Hole	Type
CATHPA4	7.2mm	Angle
CATHPS4	7mm	Straight

Static Load: 890 N



J-Hook Strut Clip

Code	Strut Lip
CATHPESC	9.9mm Max

Static Load: 445 N



Hammer on Flange Clip

Code	Flange	Hole Ø	Box Qty
2H4	2 – 3mm	7.1mm	100
4H24	3 – 8mm	7.1mm	100
4H58	8 – 14mm	7.1mm	100
4H912	14 – 20mm	7.1mm	100

Static Load: 900 N (except **2H4** = 700 N)



H-TI/T Rod to Flange Clip

Code	Flange	Hole Ø	Box Qty
M6TI24	3 – 8mm	M6	100
M8TI24	3 – 8mm	M8	100
M8TI58	8 – 14mm	M8	100
M10TI24	3 – 8mm	M10	100
M10TI58	8 – 14mm	M10	100

Static Load: 900 N



J-TI/T Rod to C Purlin Hammer on Clip

Code	Flange	Hole Ø	Box Qty
J1M8TI	1.5 – 4mm	M8	100
J2M8TI	4 – 6.5mm	M8	100
J1M10TI	1.5 – 4mm	M10	100
J2M10TI	4 – 6.5mm	M10	100

Static Load: 700 N



SC Cable Snap Clip - Hammer on

Code	Flange	Cable Ø	Box Qty
24SC89	2 – 4mm	8 – 9mm	100
24SC1924	2 – 4mm	19 – 24mm	100
24SC2530	2 – 4mm	25 – 32mm	100
47SC89	4 – 7mm	8 – 9mm	100
47SC1518	4 – 7mm	15 – 18mm	100
47SC1924	4 – 7mm	19 – 24mm	100
47SC2530	4 – 7mm	25 – 32mm	100
812SC1924	8 – 12mm	19 – 24mm	100
812SC2530	8 – 12mm	25 – 32mm	100



SC Solar Cable Snap Clip

Code	Flange	Cable Ø
SCSOL1A	1.5 – 2.0mm	5 - 7mm



C-EU Single Cable/Conduit to Flange Clamp

Code	Flange	Outer Ø
C28EU	12mm Max	24 – 28
C32EU	12mm Max	28 – 32
C52EU	12mm Max	48 – 52



310M Universal Beam Clamp

Code	Hole Type	Hole Ø	Static Load
310M10	Threaded	M10	2 200 N
31011MM	Plain	11 mm	2 200 N
310M12	Threaded	M12	4 200 N
31013MM	Plain	13 mm	4 200 N

Flange Thickness: 31.8mm Max



©ACDC Dynamics

CABLE ACCESSORIES



Spiroband (Polythene -60°C to +70°C)

Code	Colour	Cable Ø	Roll Length
GST-4*	Natural	5-50mm	30m
GST-9*	Natural	10-65mm	30m
GST-15*	Natural	20-100mm	30m

*Add **BK** for Black



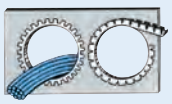

Nylon Bushing 10m Roll

Code 10m	Panel Thickness
AMB-1.2	1.0-1.4mm
AMB-1.6	1.4-1.8mm
AMB-2	1.8-2.2mm

Braided Sleeving

Operating Temperature: –45°C to 125°C

Melting Temperature: 230°C



Easy Cover • Material: Polyethylene Resin



Tool



To be ordered separately

Easy Cover Black Poly Bag

Supplied in a polybag c/w tool.



Code	Nominal Ømm	Max Ømm	Pack Size (M)	Size Ømm	Code Black/Roll	Code White/Roll	Code Tool	Code Black Polybag 2m	3m	4m	5m
RLS4	3.2	6.4	100	15	BK6015/50	WH6015/50	BK1015	–	BK6015/3	–	BK6015/5
RLS6	6.4	11.1	100	20	BK6020/30	WH6020/30	BK1020	BK6020/2	–	BK6020/4	–
RLS10	9.5	15.9	50	25	BK6025/20	WH6025/20	BK1025	BK6025/2	–	BK6025/4	–
RLS14	12.7	19.05	50								
RLS20	20	31.75	50								
RLS30	32	44.5	50								



Retail-pack /10



Hole Plugs (Packs of 10/100)

Code	Mounting Hole	Code	Mounting Hole
HP-08/*	7.8mm	HP-19/*	19mm
HP-09/*	9.5mm	HP-22/*	22mm
HP-13/*	12.7mm	HP-25/*	25.4mm
HP-16/*	16mm	HP-30/*	30.5mm

*Add to code: **10** *(Pack of 10)*, **100** *(Pack of 100)*

- Material: Nylon 66 (UL 94V-2)
- Colour: Black
- Maximum panel thickness for **HP-08** is 1.8mm and for other items is 3.2mm



Polyamide Cable Gland with Strain Relief and Bending Protection IP54

Code	Size Metric	Cable Size Ø
1230M2011	M20	7-9mm
1230M2013	M20	8-12mm
1230M2521	M25	13-17mm
1230M3229	M32	19-24mm
CRS11	PG11	6-10mm
CRS16	PG16	10-13mm
CRS21	PG21	13-17.5mm



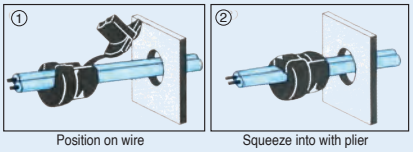

Position on wire

Squeeze into with plier

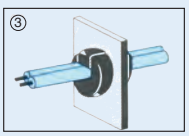

Push into hole

*Available in Retail Packs





SF35-030

Strain Relief Bushings

Code	Cable Dimensions (mm)	Panel Thickness (mm)	Mounting Holes H	Mounting Holes W
For Flat Cable				
SB2F-1/*	2.8 x 5.3	0.5 x 1.7	9.5	8.7
SB3F-1/*	3 x 5.6	0.7 x 1.8	11	9.9
SB41-1/*	3.8 x 7.1	0.5 x 1.6	12.7	11.8
*Add to code: **10** *(Pack of 10)*, **100** *(Pack of 100)*				
For Round Cable				
SBR5-1/*	6.2Ø - 4.4Ø	0.5 - 1.8	12.7	11.5
SB6N-4/*	7.4Ø - 8.2Ø	0.5 - 1.8	15.9	14
SB7R-1/*	8.2Ø - 9.2Ø	0.5 - 1.8	15.9	14
SB8R-1/*	9.2Ø - 10.5Ø	0.5 - 1.8	19	16.5
*Add to code: **10** *(Pack of 10)*, **100** *(Pack of 100)*				

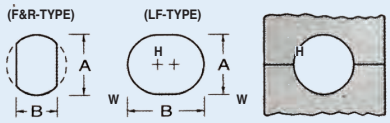

Strain Relief Bushing Tool

Code	Description
SF35-030	Strain relief bushing fixing tool

Flex-Protecting Gland

c/w locknut



Code	Cable Ø	Hole Size	Thread Size
MG12A-P-05B	3-5.3	12mm	M12x1.5
MG12A-P-08B	4.5-8	12mm	M12x1.5
MG16A-P-06B	4-7	16mm	M16x1.5
MG16A-P-10B	6-10	16mm	M16x1.5
MG20A-P-10B	6-11	20mm	M20x1.5

©ACDC Dynamics

CABLE ACCESSORIES

Grommets - Black Rubber





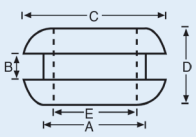

Retailpack /10

Code	A (mm)	B (mm)	C (mm)	D (mm)	E (mm)
DH-06/*	5.5	1.6	8.2	4.8	3.1
DH-08/*	7.4	1.8	12.2	6.2	6.0
DH-10/*	9.4	1.8	15.3	6.8	8.0
DH-11/*	11.9	2.2	16.3	6.1	9.0
DH-13/*	12.3	2.2	16.3	7.8	10.0
DH-16/*	14.9	2.5	21.8	9.8	12.1
DH-17/*	16.8	2.5	23.3	9.5	14.0
DH-22/*	23.3	2.5	27.5	11.8	18.2
DH-25/*	24.3	2.5	30.8	11.5	20.2

Polyamide Hexagonal Lock Nuts



Metric Code	Size	Pack Qty	PG-Code	Size	Pack Qty
3420M16	M16	50	3420P07	PG7	100
3420M20	M20	50	3420P09	PG9	50
3420M25	M25	50	3420P11	PG11	50
3420M32	M32	25	3420P13	PG13.5	50
3420M40	M40	20	3420P16	PG16	50
3420M50	M50	10	3420P21	PG21	25
–	–		3420P29	PG29	20
–	–		3420P36	PG36	10
–	–		3420P42	PG42	10
–	–		3420P48	PG48	10

Nylon Screw Plugs



Code	Thread Size	Dimensions A	Dimensions B
SPG-M16G	M16 x 1.5	8.5	19
SPG-M20G	M20 x 1.5	9	25
SPG-M25G	M25 x 1.5	10.5	30

PG-Type

Code	Size	Code	Size
SPG-PG11G	PG11	SPG-PG29G	PG29
SPG-PG13.5G	PG13.5	SPG-PG36G	PG36
SPG-PG16G	PG16	SPG-PG42G	PG42
SPG-PG21G	PG21		

VENTILATION PLUGS - IP67

- Membrane Material: Acrylic Co-Polimer on
- Nylon Support • Thread Size: M12 x 1.5
- Membrane Feature: Hydrophobic-oleophobic
- Working Temperature: -30°C to + 120°C







Code	OMSVP01SL	OMBVP01SL	OMVPG01HL
Housing Material	Stainless Steel	MS58 Brass Nickel Plated	Polyamide 6
O-Rings	NBR-EDPM	NBR-EDPM	NBR
Water Intrusion Pressure	0.8mBar	0.8mBar	0.2mBar
Average Air Flow	16ℓ/h	16ℓ/h	133ℓ/h

METRIC THREAD ENLARGERS/REDUCERS



Brass Reducer

Code	Inner	Outer
MMR-01	M16 x 1.5	M12 x 1.5
MMR-02	M20 x 1.5	M12 x 1.5
MMR-03	M20 x 1.5	M16 x 1.5
MMR-04	M25 x 1.5	M16 x 1.5
MMR-05	M25 x 1.5	M20 x 1.5
MMR-06	M32 x 1.5	M20 x 1.5
MMR-07	M32 x 1.5	M25 x 1.5
MMR-08	M40 x 1.5	M32 x 1.5
MMR-09	M50 x 1.5	M40 x 1.5
MMR-10	M63 x 1.5	M50 x 1.5



Brass Thread Enlarger

Code	Inner	Outer
MME-01	M12 x 1.5	M16 x 1.5
MME-02	M16 x 1.5	M20 x 1.5
MME-03	M20 x 1.5	M25 x 1.5
MME-03L	M20 x 1.5	M32 x 1.5
MME-04	M25 x 1.5	M32 x 1.5
MME-05	M32 x 1.5	M40 x 1.5
MME-06	M40 x 1.5	M50 x 1.5
MME-07	M50 x 1.5	M63 x 1.5

MINING MECHANICAL GLANDS FOR ALL SWA CABLES 20-55mm



Brass	B1-64-26-26	B2-64-26-26	B3-64-30-23	B4-64-30-30	B5-79-39-39	B10-97-54-53
Aluminium	A1-64-26-26	A2-64-26-26	A3-64-30-23	A4-64-30-30	A5-79-39-39	A10-97-54-53

©ACDC Dynamics

CABLE GLANDS

For Armoured Cable






Size	Hole Size	Gland	Dip Moulded PVC Shroud	PVC Shroud	Rubber Shroud	Throat Ø
00	16mm	–	–	–	–	–
00	20mm	–	–	–	–	–
0	20mm	ACG-0	OE-ACS-0	ACS-0	RUS-0	14.7mm
1	20mm	ACG-1	OE-ACS-1	ACS-1	RUS-1	18.7mm
2	25mm	ACG-2	OE-ACS-2	ACS-2	RUS-2	24.4mm
3	32mm	ACG-3	OE-ACS-3	ACS-3	RUS-3	30.0mm
4	40mm	ACG-4	OE-ACS-4	ACS-4	RUS-4	39.5mm
5	50mm	ACG-5	OE-ACS-5	ACS-5	RUS-5	49.0mm
6	63mm	ACG-6	OE-ACS-6	ACS-6	RUS-6	62.2mm
7	78mm	ACG-7	OE-ACS-7	ACS-7	RUS-7	74.0mm

Earth Rings/Tags



Earth Rings for Cable Glands
–
–
ACG-20-TAG
–
ACG-25-TAG
ACG-32-TAG

Compression Glands






Compression Gland		Claw/Rubber Compression	Steel Gland Rubber Compression
White	Black	IP68	
–	–	MGB16-10*	SCG-00
CG-00	CG-00-B	–	–
CG-0	CG-0-B	MGB20-14*	SCG-0
CG-1	CG-1-B	–	SCG-1
		MGB25-18*	SCG-2
		MGB32-25G	SCG-3
		MGB40G	SCG-4
		MGB50G	SCG-5
			SCG-6

* For **MGB16-10***, **MGB20-14*** and **MGB25-18*** only add colour to code: **G**(Grey), **BK**(Black)

Compression Glands Fitting To Conduit Boxes


CAG-0/1


CAG-1-BK

Code	Size	Throat Size	For Conduit Box
CAG-0	0	8mm (Blue Grommet)	20mm
CAG-1	1	11mm (Red Grommet)	20mm
CAG-1-BK	1	11mm (Red Grommet)	20mm

Glands for flat PVC Cables



Code	Thread Size	Cable Type
FCG-M20	M20	-
FCG-M25	M25	1.5 x 4
FCG-M32	M32	2.5 x 4
FCG-M40	M40	1.5 x 8 / 4 x 4
FCG-M50	M50	2.5 x 8 / 16 x 4
FCG-M63	M63	1.5 x 12

Note: Gland selection to be done with the cable dimensions and not by gland screw thread sizes.

PG Compression Glands IP65



Code	PG Size	Mounting Hole	Cable Ø	Code	PG Size	Mounting Hole	Cable Ø
PG-7	7	12.5mm	3-6mm	PG-21	21	29mm	13-18mm
PG-9	9	16mm	5-8mm	PG-29	29	37mm	20-25mm
PG-11	11	19mm	6-10mm	PG-36	36	48mm	28-33mm
PG-13.5	13.5	20mm	7-12.5mm	PG-42	42	54mm	33-38mm
PG-16	16	23mm	9-14mm	PG-48	48	60mm	40-45mm

Cable Glands IP68 - Operating Temperature: -40° to 125°C

techno





Co-moulding of the rubber seals over the techno-polymer body guarantees a high quality installation

Code	Thread Size	Cable Size (mm)
THR450-S0*	M16	4.0 – 9.5
THR451-S2*	M20	7.0 – 10.5
THR451-S0*	M20	10.5 – 14.0
THR452-S0*	M25	10.5 – 14.0
THR452-S4*	M25	14.0 – 17.0

Brass Nickel Plated Compression Gland IP68



Code	Cable Range	Thread Size
M16X1.5	4-8mm	16mm
M20X1.5	6-12mm	20mm
M25X1.5-13	13-18mm	25mm
M32X1.5	15-22mm	32mm
M40X1.5-30	22-30mm	40mm

*Add colour to code: **A** *(Black)*, **E** *(Grey)*,

©ACDC Dynamics

CCG CABLE GLANDS AND ACCESSORIES

NEW



A2 - Compression Gland IP66/68

Size	Code	Metric Entry Thread
00	053500	M20x1.5
0	0535-0	M20x1.5
1	053501	M20x1.5
2	053502	M25x1.5
3	053503	M32x1.5
4	053504	M40x1.5
5	053505	M50x1.5
6	053506	M63x1.5
7	053507	M75x1.5
8	053508	M80x2.0
9	053509	M90x2.0
10	053510	M100x2.0

Features
- For indoor and outdoor use
- Seals the cable sheath to IP66/68
- Precision manufactured from high-quality brass (Nickel Plated)
- Operating Temperature : -65°C to +120°C



BW Captive Cone Gland - SWA Gland - IP2X

Size	Code	Metric Entry Thread
0	0503-0	M20x1.5
1	050301	M20x1.5
2	050302	M25x1.5
3	050303	M32x1.5
4	050304	M40x1.5
5	050305	M50x1.5
6	050306	M63x1.5
7	050307	M75x1.5
8	050308	M80x2.0
9	050309	M90x2.0
10	050310	M100x2.0

Features
- For indoor use
- Precision manufactured from high-quality brass (Nickel Plated)
- Operating Temperature : -65°C to +120°C



A2X - Compression Gland - IP65/66/68

Size	Code	Metric Entry Thread
00	054000	M20x1.5
0	0540-0	M20x1.5
1	054001	M20x1.5
2	054002	M25x1.5
3	054003	M32x1.5
4	054004	M40x1.5
5	054005	M50x1.5
6	054006	M63x1.5
7	054007	M75x1.5
8	054008	M80x2.0
9	054009	M90x2.0
10	054010	M100x2.0

Features
- For indoor and outdoor use
- Double seal arrangement for added grip on the cable
- Precision manufactured from high-quality brass (Nickel Plated) available in aluminium
- Operating Temperature : -65°C to +120°C



D1W - SWA Gland - IP66/68

Size	Code	Metric Entry Thread
00	052000	M20x1.5
0	0520-0	M20x1.5
1	052001	M20x1.5
2	052002	M25x1.5
3	052003	M32x1.5
4	052004	M40x1.5
5	052005	M50x1.5
6	052006	M63x1.5
7	052007	M75x1.5
8	052008	M80x2.0
9	052009	M90x2.0
10	052010	M100x2.0

Features
- For indoor use and outdoor use when fitted with a shroud
- Two piece handling, no loose parts
- For steel & aluminium armoured cable
- Seals on the inner sheath of the cable IP66/68
- Precision manufactured from high-quality brass (Nickel Plated)
- Operating Temperature : -65°C to +120°C



IPlus Corrosion Guard - SWA Gland - IP66/68

Size	Code	Metric Entry Thread
00	054600-IP	M20x1.5
0	0546-0-IP	M20x1.5
1	054601-IP	M20x1.5
2	054602-IP	M25x1.5
3	054603-IP	M32x1.5
4	054604-IP	M40x1.5
5	054605-IP	M50x1.5
6	054606-IP	M63x1.5
7	054607-IP	M75x1.5
8	054608-IP	M80x2.0
9	054609-IP	M90x2.0
10	054610-IP	M100x2.0

Features
- For highly corrosive and wet locations
- The screw-on Corrosion Guard™ is manufactured from non-corrosive material to protect the armour and metal parts of the gland
- Corrosion Guard™ screws onto the gland body and seals over the outer sheath of the cable giving an IP66/68 and deluge-proof seal
- Operating Temperature : -65°C to +120°C



Posi Flex - Compression Gland - IP66/68

Size	Code	Metric Entry Thread
00	053800	M20x1.5
0	0538-0	M20x1.5
1	053801	M20x1.5
2	053802	M25x1.5
3	053803	M32x1.5
4	053804	M40x1.5

Features
- For use in highly corrosive areas
- Seals the cable sheath to IP66/68
- Precision manufactured from high-quality brass (Marine Grade Electroless Nickel Plated™)
- Brass parts are encapsulated in a corrosion-resistant body
- Operating Temperature : -65°C to +120°C

NEW



Accessories
Brass Locknut Metric

Metric Code	Size	Metric Size
300901	1	M20x1.5
300902	2	M25x1.5
300903	3	M32x1.5
300904	4	M40x1.5
300905	5	M50x1.5
300906	6	M63x1.5
300907	7	M75x1.5
300908	8	M80x2.0
300909	9	M90x2.0



Accessories
Shrouds

NEW

Size	Dip Moulded PVC Shroud	PVC Shroud	Rubber Shroud	PVC Long Shroud	Metric Entry
0	OE-ACS-0	ACS-0	RUS-0	1525-0	M20
1	OE-ACS-1	ACS-1	RUS-1	152501	M20
2	OE-ACS-2	ACS-2	RUS-2	152502	M25
3	OE-ACS-3	ACS-3	RUS-3	152503	M32
4	OE-ACS-4	ACS-4	RUS-4	152504	M40
5	OE-ACS-5	ACS-5	RUS-5	152505	M50
6	OE-ACS-6	ACS-6	RUS-6	152506	M63
7	OE-ACS-7	ACS-7	RUS-7	152507	M75

©ACDC Dynamics

NEW

CCG JUNCTION BOXES



Utility Junction Boxes IP66/68

Code	Size Reference	Entry Thread	Overall Height	Clear Inside Ø
CCG-102101*	1	M20x1.5	62mm	80mm
CCG-102102*	2	M25x1.5	66mm	108mm

Features

- IK10 Impact Rating
- Utility® Box for general industrial and mining electrical installations
- Dust and waterproof to IP66/68 when used with CCG sealed cable glands
- Operating Temperature : -60°C to +110°C

*** Certified Terminals fitted on request**



4 Way



Y-Box

Handi Fit Junction Box: 4 Way IP66/68

Code	Size Reference	Entry Thread	Overall Height	Clear Inside Ø
065001*	1	M20 x 1.5	98mm	88mm
065002*	2	M25 x 1.5	114mm	108mm
065003*	3	M32 x 1.5	142mm	166mm

Handi Fit Junction Box: Y-Box IP66/68

Code	Size Reference	Entry Thread	Overall Height	Clear Inside Ø
065101*	1	M20 x 1.5	94mm	75mm
065102*	2	M25 x 1.5	114mm	94mm
065103*	3	M32 x 1.5	144mm	150mm

Features

- IK10 Impact Rating
- Handi-Fit™ Box for general industrial and mining electrical installations
- No exposed metal parts
- Dust and water proof to IP66/68 when used with CCG sealed cable glands
- Operating Temperature : -60°C to +110°C

*** Certified Terminals fitted on request**



Foundation Junction Boxes IP66/68

Code	Size Reference	Entry Thread	Clear Inside Ø
102401*	1	M20	86mm
102402*	2	M25	86mm

Features

- IK10 Impact Rating
- For foundation single-phase electrical municipal service connections
- No exposed metal parts
- No drilling or tapping of cable entries required

*** Certified Terminals fitted on request**



Roof Junction Boxes IP66/68

Code	Size Reference	Entry Thread	Clear Inside Ø
102700*	2	M25	87mm

Features

- IK10 Impact Rating
- For overhead single-phase electrical municipal service connections
- No exposed metal parts
- No drilling or tapping of cable entries required

*** Certified Terminals fitted on request**



CCG Box Spanner



CCG Box Lid



CCG Box Base

CCG Box Spanners

Code	Size Reference
401501	1
401502	2
401203	3



* For Junction Boxes with build in Terminals, add **-ZS4** to code

Terminals included

- 4 x Feed Trough 4mm Terminals (**ZS4**)
- 1 x Earth Terminal (**ZS4-PE**)
- 2 x End Stops (**BAM4**)

Special Configurations on Request

©ACDC Dynamics

CABLE TIES

"Insulock" MIL Spec Ties

- Internal serations for positive hold
- High tensile strength
- Low insertion force
- Easily install by hand or tensioning tool

HellermannTyton



General Purpose Polyamide Cable Ties - PA66

Code Black	Material	Length	Width	Pack Size	Code Natural
T18RBK*	PA66	100	2.5	100	T18RNT
T30RBK*	PA66	148	3.5	100	T30RNT
T50RBK*	PA66	198	4.7	100	T50RNT
T50IBK*	PA66	305	4.7	100	T50INT
T50LBK*	PA66	392	4.7	100	T50LNT
T120SBK	PA66	278	7.8	100	T120SNT
T120RBK*	PA66	388	7.8	50	T120RNT
LK5BK	PA66	536	13	50	—

* Other colours available. Replace **BK** with: **BL** *(Blue)*, **GN** *(Green)*, **RD** *(Red)*, **Y** *(Yellow)*, **OG** (Orange), **MC** *(Mixed Colours)*. * Also available in Red. Replace **BK** with **RD** *(Red)*

Outdoor Use UV & Weather Resistant - PA66W

T18RWBK	W.R.	100	2.5	100	—
T30RWBK	W.R.	148	3.5	100	—
T50IWBK	W.R.	305	4.7	100	—
T50LWTBK	W.R.	392	4.7	100	—
T50RWBK	W.R.	198	4.7	100	—
T120RWBK	W.R.	388	7.8	50	—
LK5WBK	W.R.	536	13	50	—

Polypropylene - High Chemical Resistance

T30RBKP	Polyprop	148	3.5	100	—
T50RBKP	Polyprop	198	4.7	100	—
T50IBKP	Polyprop	305	4.7	100	—
T120RBKP	Polyprop	388	7.8	50	—

Velcro Cable Ties



Code	Width (mm)	Length (mm)	Bundle (Ømm)	Quantity
HT-125B-*	12	125	5-25	20
HT-200B-*	12	200	5-40	20
HT-240B-*	13	240	5-55	20
HT-330B-*	13	330	5-85	20

* Add colours to code: (**R**) Red (**WH**) White (**BL**) Blue (**BK**) Black, (**Y**) Yellow (**GN**) Green

Velcro Fastening Tapes



Code	Width (mm)	Roll Length
VST-16-*	16	25m
VST-25-*	25	25m

* Add colours to code: (**R**) Red (**WH**) White (**BL**) Blue, (**BK**) Black, (**Y**) Yellow (**GN**) Green

NEW

HEAVY DUTY / CABLE THEFT STRAPPING

Ultra Lok Tool



BAND-IT® THE CLAMPING EXPERTS

Code	UL4000
Description	18V, Li-ion cordless tool for installing Ultra Lok preformed clamps. • Consistent tightness on all cable assemblies.

Ultra Lok Bands - 201SS



BAND-IT® THE CLAMPING EXPERTS

Code	Size (mm)	Pack Qty
UL2020/25	19 x 508	25
UL2036/25	19 x 914	25
UL2040/25	19 x 1016	25

• 201 1/4 Hard SS band with greater strength allows tighter clamps and can be double wrapped

Ultra Lok Buckle - 201SS



BAND-IT® THE CLAMPING EXPERTS

Code	UB256/100	Pack Qty
Desc.	19mm Ultra Lok Buckle	100

• Apply 3-5 times faster than band & buckle hand tools
• Unique lock formed under full tension maximising thightness
• Buckle hood protects lock from snags

©ACDC Dynamics

STAINLESS STEEL CABLE TIES



Releasable Type Uncoated SS316

Size (mm)	Code 6.3mm(W)	Code 9.5mm(W)
152	RT152-66	RTH152-69
229	RT229-66	RTH229-69
305	RT305-66	RTH305-69
457	RT457-66	RTH457-69
610	–	RTH610-69

Releasable Type Coated SS316

Code 6.3mm(W)	Code 9.5mm(W)	Max Bundle	Pack Qty
RT152-66BK	RTH152-69BK	Ø33mm	30
RT229-66BK	RTH229-69BK	Ø58mm	30
RT305-66BK	RTH305-69BK	Ø81mm	20
RT457-66BK	RTH457-69BK	Ø132mm	20
–	RTH610-69BK	Ø180mm	20



Ball Lock Type Uncoated SS316

Size (mm)	Code 4.6mm(W)	Code 7.9mm(W)
200	BL200-46	BHL200-76
260	BL260-46	BHL260-76
360	BL360-46	BHL360-76
450	BL450-46	BHL450-76
520	BL520-46	BHL520-76
680	–	BHL680-76
840	–	BHL840-76

Ball Lock Type Coated SS316

Code 4.6mm(W)	Code 9.5mm(W)	Max Bundle	Pack Qty
BL200-46BK	BHL200-76BK	Ø50mm	100
BL260-46BK	BHL260-76BK	Ø70mm	100
BL360-46BK	BHL360-76BK	Ø100mm	100
BL450-46BK	BHL450-76BK	Ø130mm	100
BL520-46BK	BHL520-76BK	Ø150mm	50
–	BHL680-76BK	Ø200mm	50
–	BHL840-76BK	Ø250mm	50



Ladder Type Uncoated SS316

Size (mm)	Code 7mm(W)	Code 12mm(W)
150	LT150-67	–
200	LT200-67	–
250	LT250-67	LT250-612
300	LT300-67	LT300-612
360	LT360-67	LT360-612
450	–	LT450-612
600	–	LT600-612

Ladder Type Coated SS316

Code 7mm(W)	Code 12mm(W)	Max Bundle	Pack Qty
LT150-67BK	–	Ø48mm	100
LT200-67BK	–	Ø64mm	100
LT250-67BK	LT250-612BK	Ø80mm	100
LT300-67BK	LT300-612BK	Ø96mm	100
LT360-67BK	LT360-612BK	Ø114mm	100
–	LT450-612BK	Ø142mm	100
–	LT600-612BK	Ø190mm	100

STAINLESS STEEL STRAPPING

BAND-IT THE CLAMPING EXPERTS



Non-Coated Strapping SS304 - 30m Rolls

Code	Width	Thickness
RSU09F304	9.5mm	0.75mm
RSU12F304	12.7mm	0.75mm
RSU16F304	16mm	0.75mm
RSU19F304	19mm	0.75mm



Coated Strapping SS316 (Black) - 25m Rolls

Code	Width	Thickness
SBL-938CP	9.5mm	1.22mm
SBL-1238CP	12.7mm	1.22mm
SBL-1538CP	16mm	1.22mm
SBL-1938CP	19mm	1.22mm



S/Steel Buckles SS304 - per 100

Code	Width	Box Qty
RCU09FJ	9.5mm	100
RCU12FJ	12.7mm	100
RCU16FJ	16mm	100
RCU19FJ	19mm	100



Alpha/Numeric Markers SS316

Code	Qty
RT-*	100/Box

*Add to Code: Letters: **A - Z**, Numbers: **1 - 9**. Symbols: **PLUS** (+), **MINUS** (–), **SINE** (~) **BLANK** ( ) **ARROW** (→), **SLASH** (/), **AMPERSAND** (&) **Earth** (⏚)



Marker Plates & Tags SS316

Code	Size mm	Pack Qty
EST51	51 x 19	100
EST63	63 x 38	100

Marking punched by user



Alpha/Numeric Marker Carriers SS316

Code	Size (W x L)	Pack Qty
ID6	10 x 93mm	100/Box
ID10	10 x 131mm	100/Box
ID16	10 x 188mm	100/Box

TOOLS FOR STAINLESS STEEL TIES/STRAPS

	Cable Tie Tool	Strapping Tool		
				
Code	KP-156E	RR-R06	RR-T03	RR-B04
Description	Tensioning & Cutting Gun	Rachet Tool	Band & Buckle Tool	Bantam Tool

©ACDC Dynamics

NEW

ZZ CLAMPS

- 304 Stainless Steel
- 19mm Stainless Steel Strap
- One Person Installation
- Standard 17mm Drive Socket for Ratchet Wrench
- Interlockable for Larger Applications
- Non-Removable Locking System







Code	ZZCLAMP-150	ZZCLAMP-250	ZZCLAMP-280
Dimensions	Ø150mm	Ø250mm	Ø280mm



ZZSOCKET-1/2



ZZGEARLOCK-TOOL

Accessories

Code	Description
ZZSOCKET-1/2	Drive Socket 1/2 Inch
ZZGEARLOCK-TOOL	Gear Lock Tool

CABLE ACCESSORIES

Cable Ties

KTC-110/210 with name tag

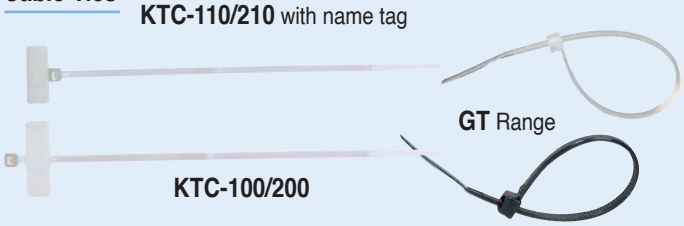

Code Black	Length	Width	Pack Size	Code Natural
GT100B	104mm	2.5	100	GT100N
GT140B	140mm	2.5	100	GT140N
GT150IB	150mm	3.5	100	GT150IN
GT200IB	200mm	3.6	100	GT200IN
GT200SB	205mm	4.7	100	GT200SN
GT300SB	305mm	4.7	100	GT300SN
GT390SB	395mm	4.7	100	GT390SN
GT300LB	280mm	7.8	100	GT300LN
GT370LB	395mm	7.8	50	GT370LN
Cable Ties with Name Tags				
KTC-100SB	100mm	2.5	100	KTC-100SN
KTC-200SB	200mm	2.5	100	KTC-200SN
KTC-110SB	110mm	2.5	100	KTC-110SN
KTC-210SB	210mm	2.5	100	KTC-210SN

Coloured Cable Ties

*Add colour to code:
- **R** *(Red)*,
- **GN** *(Green)*,
- **BL** *(Blue)*,
- **Y** *(Yellow)*



Code	Length	Width	Pack Size
GT100-*	100mm	2.5mm	100
GT140-*	140mm	2.5mm	100
GT150-*	150mm	3.5mm	100



Releasable Cable Ties

Code	Size L x W	Pack Size
RTC-150ML	150 x 7.6	100
RTC-200ML	200 x 7.6	100
RTC-250ML	250 x 7.6	100
RTC-300ML	300 x 7.6	100
RTC-370ML	370 x 7.6	100



Self Adhesive Cradles (natural)

Code	Size L x W	Pack Size
HW-3A	19 x 19	100
HW-4A	28 x 28	100



Cable Tie Mount Saddle/100

Code	Size L x W x H	For Tie Width
TMS-15	15 x 10 x 7	5mm
TMS-22	22 x 16 x 9	9mm

Cable Tie Kits in Tubs





ZMX-B500H	ZMX-B600H	ZMX-E1200
500pcs Cable Ties	600pcs Cable Ties	1200pcs Cable Ties
100pcsx2.5x100mm Natural	150pcsx2.5x100mm Natural, Black	200pcsx2.5x100mm Natural,
50pcsx2.5x100mm R, G, B, Y	100pcsx3.6x200mm Natural, Black	R, G, B, Y
100pcsx3.6x150mm Natural	50pcsx3.6x180mm Natural, Black	100pcsx2.5x150mm Natural
100pcsx4.8x200mm Natural		100pcsx3.6x200mm Natural

©ACDC Dynamics

CABLE ACCESSORIES



*Add **/10** to Code for retail pack

Wire Nuts *Twist on wire connectors*

Code	Colour	Size mm²	Pack Size
S1*	Yellow	0.5-1.5	100
M1*	Ivory	0.5-2.5	100
L1*	Yellow	1.0-4.0	100



Closed End Connectors

Code	Size mm²	Pack Size
HW-C3	0.5-1.75	100
HW-C4	1.0-3.0	100
HW-C5	2.5-6.0	100



*Retail Packs **/5**

Push-in Wire Connectors (per 100)

Code	Size	No of Wires	Colour
PC-3*	0.5-1.5mm²	3	Orange
PC-4*	0.5-1.5mm²	4	Yellow
PC-5*	0.5-1.5mm²	5	Grey
PC-8*	0.5-1.5mm²	8	Black
PC-9*	1-2.5mm²	3	Grey

*Add **/5** to Code for retail pack



Quick Splice Connectors

Code	Size	No. of Wires	Colour
M1.25*	0.5-1.0mm	2	Red
M2*	1.5-2.5mm	2	Blue
M5.5*	4-6mm	2	Yellow



*Add **/20** or **/100** to Code for retail pack



WP-S1

WP-S2

Moisture Proof Wire Nuts

Code	Colour	Size (mm²)	Pack Size
WP-S1/5	Black	0.5 - 2.5	5
WP-S2/5	Blue	1.0 - 4.0	5

Filled with waterproof insulation grease
Rated Voltage: 600V



Connector with Cable Clamp IP68

Code	Size (mm²)	Pack Size
JW0030/5	0.1-4	5

Filled with waterproof insulation grease
Rated Voltage: 600V

techno



Easy Wiring 3P Terminal Block (0.5-1.5mm²)

Code	Description	Poles	Amps	Cable (mm)	Size (mm)	IP Rating	Type
THR112-A3A	Connector	3P	17.5A	-	47x22x13	IP54	Item

CRIMPING MULTIWAY CONNECTORS



- Current Rating: 15A
- Volts: 300V
- Housing Material: Nylon PA6.6 colour natural
- Self-extinguishing: UL94-V2
- Exercise Temp: -25 + 105°C
- Electric rigidity: 1500VAC - 1min
- Terminal Material: Tinned Brass

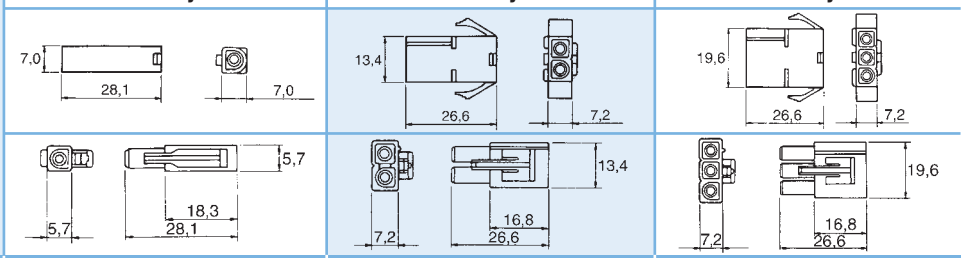

Code		1 Way	2 Way	3 Way
	Female	BM01041	BM01042	BM01043
	Male	BM01031	BM01032	BM01033

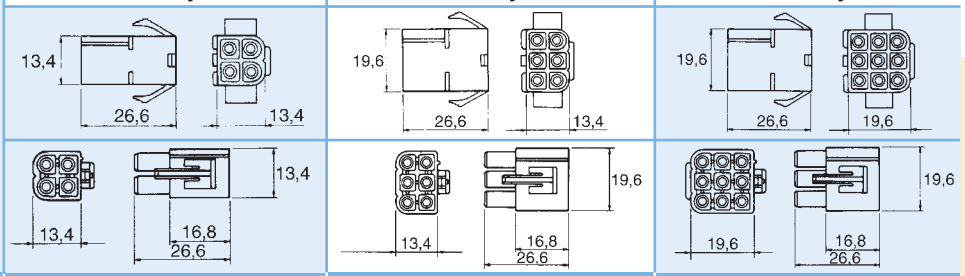

Code		4 Way	6 Way	9 Way
	Female	BM01044	BM01046	BM01049
	Male	BM01034	BM01036	BM01039



Extraction Tool

BM1107

Tool for extracting terminals from housing

Plugs & Sockets - 16A 400V 150°C Disconnectable Plugs - Polyamide







Fits 3 x Sockets & 1 x Plug

Type	2 Pole Socket	2 Pole Plug	3 Pole Socket	3 Pole Plug	5 Pole Socket	5 Pole Plug	3 Pole Distribution Block
Code (brown/black)	BMM9024	BMM9023	BMM9034	BMM9033	BMM9054	BMM9053	BMM9039
Code (white)	BMB9024	BMB9023	BMB9034	BMB9033	BMB9054	BMB9053	-

©ACDC Dynamics

STARFIX FERRULES & CRIMPING TOOLS

Insulated Ferrules

legrand®

LEG



Pack Size	Pack Code	For cables cross section (mm²)	Colour	Length of conductor (mm)
480	**37661**	0.5	White	7.7
480	**37662**	0.75	Blue	7.7
1000	**37663**	1	Red	7.7
1000	**37664**	1.5	Black	8
1000	**37666**	2.5	Grey	8
250	**37667**	4	Orange	12
250	**37668**	6	Green	12

Crimping Tools

For dispensing the ferrule terminals and simultaneously separating and crimping the ferrules.

Starfix™

Starfix dispensing and crimping tools

LEG



Pack Size	Pack Code	Description
1	**37609**	For 0.5-0.75-1, 1.5 and 2.5mm² ferrules (supplied c/w 5 empty applicators)
1	**37610**	For 4 and 6mm² ferrules (supplied c/w 2 empty applicators)

Cutting edge and crimping face: Stainless steel

Starfix S Multi-purpose Application Tool

LEG



For ferrules of 0.5 to 2.5mm²
4 point crimping
Cuts, strips, twists, crimps (see below)
Supplied complete with colour-coded applicators, for dispensing strips
For simultaneously separating and crimping the ferrules
Cross-sections 0.5 - 0.75 - 1 - 1.5 and 2.5mm² (supplied c/w 5 empty applicators)

Code	37697



① Set the wheel to the wire cross-section:
Position I-0.5 to 1mm²
Position II-1.5 to 2.5mm²



② Strip the wire:
Automatic adjustment to the wire cross-section



③ Twist the wire:
Tighten the tool while pulling the wire to remove the insulation.

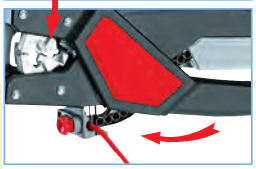

④ Crimp:
Push the Starfix ferrule against the wire and tighten.

Starfix™ Applicators

For dispensing colour-coded strips of ferrules, supplied individually.
Polyamide 6/6

LEG



37652
37656
37655
37653

Pack Size	Code	For Ferrules cross-section (mm²)	Colour
1	**37652**	0.5	White
1	**37653**	0.75	Blue
1	**37654**	1	Red
1	**37655**	1.5	Black
1	**37656**	2.5	Grey
1	**37657**	4	Orange
1	**37658**	6	Green

LEG



Assorted Kit

Code	Comprising
37639	1 Starfix™ tool Cat.No **37609** 5 applicators, empty 120 x 0.5mm² ferrules 120 x 0.75mm² ferrules 240 x 1mm² ferrules 320 x 1.5mm² ferrules 200 x 2.5mm² ferrules

LARGE SIZE TERMINALS

Nylon Insulated Pin Lug

Insulation colour: Black





Code	Size	Pin Length	Pack
BM00450*	10mm²	12mm	100
BM00550*	16mm²	13mm	100
BM00650*	25mm²	15mm	100

*Add **/20** for Retail Pack

Uninsulated Pin Lug





Code	Size	Pin Length	Pack
LPL-10*	10mm²	12mm	100
LPL-16*	16mm²	13mm	100
LPL-25*	25mm²	15mm	100
LPL-35*	35mm²	20mm	100
LPL-50*	50mm²	25mm	50

*Add **/2, /20** for Retail Pack

©ACDC Dynamics

CAB3 CABLE MARKERS



CAB 3 markers can be applied at any time, even after wiring has been completed:
- Fast fitting onto 0.5 to 6mm²
- Side clipping design ensures precise alignment
- Fixes tightly to the cable
- International colour code

Applicators

38395	0,5 to 1,5mm
38396	1,5 to 2,5mm
38397	4 to 6mm

Cable cross section

0,5 to 1,5mm² Code	1,5 to 2,5mm² Code	4 to 6mm² Code	No.'s	Colour
38210-1200	38220-1200	38230	0	Black
38211-1200	38221-1200	38231	1	Brown
38212-1200	38222-1200	38232	2	Red
38213-1200	38223-1200	38233	3	Orange
38214-1200	38224-1200	38234	4	Yellow
38215-1200	38225-1200	38235	5	Green
38216-1200	38226-1200	38236	6	Blue
38217-1200	38227-1200	38237	7	Violet
38218-1200	38228-1200	38238	8	Grey
38219-1200	38229-1200	38239	9	White
Quantity per pack: 1200		Quantity per pack: 800		

0,5 to 1,5mm² Code	1,5 to 2,5mm² Code	4 to 6mm² Code	Ltrs
38300-300	38330-300	38360-300	A
38301-300	38331-300	38361-300	B
38302-300	38332-300	38362-300	C
38303-300	38333-300	38363-300	D
38304-300	38334-300	38364-300	E
38305-300	38335-300	38365-300	F
38306-300	38336-300	38366-300	G
38307-300	38337-300	38367-300	H
38308-300	38338-300	38368-300	I
38309-300	38339-300	38369-300	J
38310-300	38340-300	38370-300	K
38311-300	38341-300	38371-300	L
38312-300	38342-300	38372-300	M
38313-300	38343-300	38373-300	N
38314-300	38344-300	38374-300	O
38315-300	38345-300	38375-300	P
38316-300	38346-300	38376-300	Q
38317-300	38347-300	38377-300	R
38318-300	38348-300	38378-300	S
38319-300	38349-300	38379-300	T
38320-300	38350-300	38380-300	U
38321-300	38351-300	38381-300	V
38322-300	38352-300	38382-300	W
38323-300	38353-300	38383-300	X
38324-300	38354-300	38384-300	Y
38325-300	38355-300	38385-300	Z
Quantity per pack: 300			

0,5 to 1,5mm² Code	1,5 to 2,5mm² Code	4 to 6mm² Code	Sym
38270-300	38280-300	38290-300	/
38271-300	38281-300	38291-300	•
38272-300	38282-300	38292-300	+
38273-300	38283-300	38293-300	-
38274-300	38284-300	38294-300	~
38275-300	38285-300	38295-300	═
38276-300	38286-300	38296-300	⏚
Quantity per pack: 300			

CAB 3 Starter Pack



38200

Code	Description	
38203	1.5-2.5mm²	3000 markers (250 each 0-9) + 10 applicators
38204	4-6mm²	2000 markers (200 each 0-9) + 10 applicators
38200	Carry case only for CAB3 and Starfix	

LEG



38491 38490

Label Holders (for large cables)

For cable size 10 to 16mm²: Pack size 100	38490
For cable size 25 to 35mm²: Pack size 50	38491



LEG

Legrand Duplix Markers

Numerals	Colour	800/Pack Code
0	Black	38400
1	Brown	38401
2	Red	38402
3	Orange	38403
4	Yellow	38404
5	Green	38405
6	Blue	38406
7	Violet	38407
8	Grey	38408
9	White	38409

Letters & Symbols – Yellow – 600 Pack

	Code		Code		Code
A	38410	L	38421	W	38432
B	38411	M	38422	X	38433
C	38412	N	38423	Y	38434
D	38413	O	38424	Z	38435
E	38414	P	38425	/	38440
F	38415	Q	38426	•	38441
G	38416	R	38427	+	38442
H	38417	S	38428	–	38443
I	38418	T	38429	~	38444
J	38419	U	38430	═	38445
K	38420	V	38431	⏚	38446



Carrier Strips (pairs)

Colour	7 Markers 100 Pack Code	14 Markers 100 Pack Code
Black	38450	38460
Red	38452	38462

CABLE MARKERS



Wire Markers (rolls of 1000)

No	For Wire 1.0-2.5	For wire 2.0-4.0	No	For Wire 1.0-2.5	For wire 2.0-4.0
0	EC2-0	EC1-0	7	EC2-7	EC1-7
1	EC2-1	EC1-1	8	EC2-8	EC1-8
2	EC2-2	EC1-2	9	EC2-9	EC1-9
3	EC2-3	EC1-3	+	EC2-+	EC1-+
4	EC2-4	EC1-4	–	EC2- –	EC1- –
5	EC2-5	EC1-5	A to Z	EC2-*	EC1-*
6	EC2-6	EC1-6	*Add Letter of Alphabet		

Carry Case Wire Markers not included



Code	Description
DR-103	Carry case for 26 wire marker rolls

WIRING ACCESSORIES & SILUX

©ACDC Dynamics

NEW

SOLDER CONNECTORS

Fast Heat Shrink insulation Solder Connectors

Transparent heat shrinkable sleeve and fluxed solder. Easy installation: Provides a waterproof connection with strain relief & allows visual inspection.

Features

- Shrinkage Ratio: 2 : 1
- Material : Polyolefin
- Solder : Pre-fluxed Solder
- Start Solder Melt at: 138°C
- Conforms to RoHS



Code	ELF-120
Description	Complete Connector Box 120pcs (As listed Below)
Pieces (5 per pack)	ELF6-18M, ELF6-14M, ELF6-10M, ELF6-18F, ELF6-14F, ELF6-10-PK, ELF120-04, ELF116-14, ELF114-516, ELF110-38, ELF220-06, ELF216-10, ELF214-10, ELF210-04, ELF5-20, ELF5-16
(10 per pack)	SS8001, SS8002, SS8003, SS8004

Butane Gas Torch

MET



Code	ES-720TH
Weight	170g
Gas Capacity	190ml
Op. Time	90Min
Temperature	up to 1300°C
Size	180 x 52 - 111mm

	Butt Connector	Ring Connector	Fork Connector
Pack of 10		Ø3mm	4mm
			
Code 0.4-1.5mm²	SS8001/10	ELF120-04/10	ELF220-06/10

	Spade Connector	Spade Disconnector - Female		Butt Connector	Ring Connector	Fork Connector
Pack of 10	6.3mm	6.3mm Fully Insulated	6.3mm		Ø6mm	6mm
						
Code 1-2.5mm²	ELF6-18M/10	ELF6-18FF/10	ELF6-18F/10	SS8002/10	ELF116-14/10	ELF216-10/10
Pack of 10	6.3mm	6.3mm Fully Insulated	6.3mm		Ø8mm	8mm
						
Code 2-4mm²	ELF6-14M/10	ELF6-14FF/10	ELF6-14F/10	SS8003/10	ELF114-516/10	ELF214-10/10
Pack of 10	6.3mm	6.3mm Fully Insulated	6.3mm		Ø10mm	10mm
						
Code 4-6mm²	ELF6-10M/10	ELF6-10FF/10	ELF6-10F/10	SS8004/10	ELF110-38/10	ELF210-04/10

Butt Connectors

Pack of 10					
					
Code	ELF5-20/10	ELF5-16/10	ELF5-14/10	ELF5-10/10	ELF5-08/10
Colour	Clear	Red	Blue	Yellow	Pink
Wire Range	0.8-2mm²	2-5mm²	3.5-6mm²	5-8mm²	6-10mm²

NON-INSULATED TERMINALS

Packs of 100. 0.5-1mm²							
							
Code	MMF-1*	M-250K*	K-305*	FL1-7A	BM1103*	BM1104*	BM1105*
	6.35 x 0.8	6.35 x 0.8	6.35 x 0.8	6.35 x 0.8	Ø 3mm	Ø 4mm	Ø 5mm

* For pack of 20, add **/20** to Code.

Packs of 100 except for BM1002							
	 200 pack						
Code	BM01002/200	BM01005	BM01009	BM01011	BM01013	BM01014	K12
	6.3 x 0.8	6.3 x 0.8	6.3 x 0.8	6.3 x 0.8	6.3 x 0.8	6.3 x 0.8	6.3 x 0.8

WIRING ACCESSORIES & SILUX

©ACDC Dynamics

CABLE ACCESSORIES

VINYL INSULATED



All available in retail packs of 20
Add to code: **/20**

Pre-Insulated lugs (per 100) *Packs of 50

Description	Red 1.5mm²	Blue 2.5mm²	Yellow 4.0mm²
Ring			
3mm	BM00109	–	–
4mm	BM00119	BM00219	BM00319
5mm	BM00125	BM00225	*BM00325
6mm	BM00131	BM00231	*BM00331
8mm	BM00137	BM00237	*BM00337
10mm	–	–	BM00343
Fork			
3mm	BM00108	–	–
4mm	BM00120	BM00220	*BM00320
5mm	BM00126	BM00226	*BM00326
6mm	BM00132	BM00232	*BM00332
Pin			
10mm	BM00151	BM00251	*BM00351
Blade			
10mm	BM00152	BM00252	*BM00352
18mm	BV-4	BV-5	BV-6
Lipped Blade			
2.8mm	BV-128	BV-228	–
4.6mm	BV-146	BV-246	–
Ferrules			
	BM00160	BM00260	*BM00360
Male Disconnectors			
6.3 x 0.8mm	BM00180	BM00280	*BM00380
4.8 x 0.8mm	MV-1488	MV-2488	–
2.8 x 0.5mm	MV-1288	MV-2288	–
Female Disconnectors			
9.5mm	–	–	*BM00393
6.3mm	BM00190	BM00290	BM00390
4.8mm	BM00148	BM00248	–
2.8mm	BM00395	FV-2288	–
Piggy Back			
	BM00198	*BM00298	PBV-5638
Fully Insulated Female Disconnectors			
6.3mm	BM00191	BM00291	BM00391
Male Bullet			
	BM00130	BM00230	BM00330
Female Bullet			
	BM00140	*BM00240	*BM00340

Bootlace Insulated Ferrules





Code 100 pcs	Code 500 pcs	Wire Size	Colour	Length
E0508-100	E0508-500	0.5mm²	White	8mm
E7508-100	E7508-500	0.75mm²	Blue	8mm
E1008-100	E1008-500	1mm²	Red	8mm
E1508-100	E1508-500	1.5mm²	Black	8mm
E2508-100	E2508-500	2.5mm²	Grey	8mm
E4012-100	E4012-500	4mm²	Orange	12mm
E6012-100	E6012-500	6mm²	Green	12mm
E1018-100	–	10mm²	Brown	18mm
E1618-100	–	16mm²	Cream	18mm
E2516-100	–	25mm²	Black	16mm
50 Pcs				
E3516-50	–	35mm²	Grey	16mm
E5020-50	–	50mm²	Olive	20mm
E7025-50	–	70mm²	Yellow	25mm
E9525-50	–	95mm²	Red	25mm
E12027-50	–	120mm²	Blue	27mm
E15032-50	–	150mm²	Yellow	32mm

Twin Bootlace Insulated Ferrules





Code 100 pcs	Code 500 pcs	Wire Size	Colour	Length
D0508-100	D0508-500	0.5mm²	White	8mm
D7508-100	D7508-500	0.75mm²	Blue	8mm
D1008-100	D1008-500	1mm²	Red	8mm
D1508-100	D1508-500	1.5mm²	Black	8mm
D2510-100	D2510-500	2.5mm²	Grey	8mm
D4012-100	D4012-500	4mm²	Orange	12mm
D6014-100	D6014-500	6mm²	Green	12mm
50 Pcs				
D1014-50	–	10mm²	Brown	18mm
D1614-50	–	16mm²	Cream	18mm

Non-Insulated Bootlace Ferrules



Code	Wire Size	L	Pack Qty	Code	Wire Size	L	Pack Qty
CN0.5	0.50mm²	8	100	CN16	16mm²	15	100
CN0.75	0.75mm²	8	100	CN25	25mm²	18	100
CN1.0	1mm²	8	100	CN35	35mm²	18	100
CN1.5	1.5mm²	8	100	CN50	50mm²	20	100
CN2.5	2.5mm²	10	100	CN70	70mm²	25	50
CN4.0	4mm²	10	100	CN95	95mm²	25	50
CN6.0	6mm²	12	100	CN120	120mm²	30	25
CN10	10mm²	15	100	CN150	150mm²	32	25

©ACDC Dynamics

NEW

CABLE ACCESSORIES LUGS & FERRULE

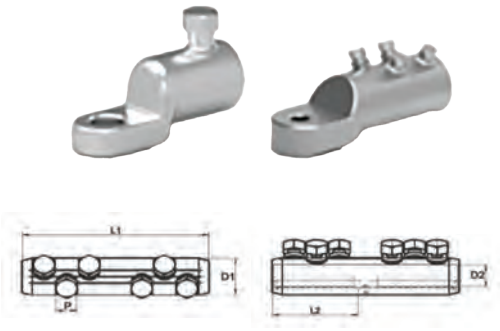

Mechanical screw lugs application up to 36kV

Code	Conductor size (mm)²	No of Bolts	Dimensions (mm)				
			L1	L2	D1	D2	B
SBRL-25-95 X13	25 - 95	1	64,6	32,5	24	13,3	13
SBRL-25-95 X17	25 - 95	1	64,6	32,5	24	13,3	17
SBRL-35-150 X13	35 - 150	1	72,6	38,5	28	16	13
SBRL-70-240 X13	70 - 240	2	97,7	61,5	33	20	13
SBRL-70-240 X17	70 - 240	2	97,7	61,5	33	20	17
SBRL-120-300 X13	120 - 300	2	106,7	67,5	38	24	13
SBRL-120-300 X17	120 - 300	2	106,7	67,5	38	24	17
SBRL-185-400 X13	185 - 400	3	120	78	42	26	13
SBRL-185-400 X17	185 - 40	3	120	78	42	26	17
SBRL-300-630 X13	300 - 630	3	140	90	52	33	13
SBRL-300-630 X17	300 - 630	3	140	90	52	33	17
SBRL-630-1000 X13	630 - 1000	4	192	107	65	41	13
SBRL-630-1000 X17	630 - 1000	4	192	107	65	41	17

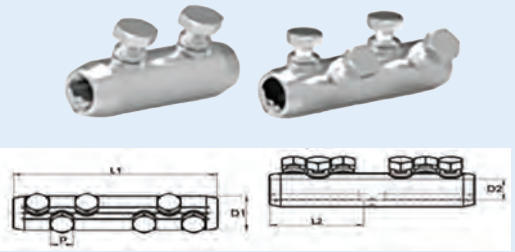

Mechanical screw ferrule application up to 36kV

SBF-10-35	10 - 35	2	45	21	19	8,3	–
SBF-25-95	25 - 95	2	70	33,5	24	13,3	–
SBF-35-150	35 -150	2	80	38,5	28	16	–
SBF-70-240	70 - 240	4	125	61	33	20	–
SBF-120-300	120 - 300	4	140	68	38	24	–
SBF-185-400	185 - 400	6	170	83	42	26	–
SBF-300-630	300 - 630	6	200	97	52	33	–
SBF-630-1000	630 - 1000	8	220	105	65	41	–

EARTHING/BONDING CONNECTORS

Brass Bifilar Clamping Lugs

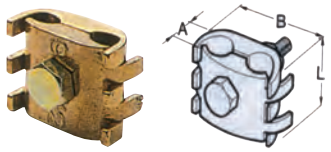

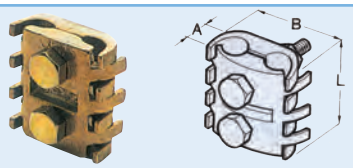

Code	BM5251	BM5252	BM5253	BM5261	BM5262	BM5263	BM5264	BM5265	BM5266
Wire Size (mm²)	6-16mm²	25-50mm²	50-70mm²	6-16mm²	25-50mm²	50-70mm²	70-95mm²	95-150mm²	150-300mm²
Conductor Ø	3-5mm	6-8mm	9-12mm	3-5mm	6-8mm	9-12mm	12-14mm	14-16mm	16-22mm
Dimension - A	5mm	9mm	12mm	5mm	9mm	12mm	14mm	16mm	22mm
Dimension - B	25.5mm	29.5mm	37.5mm	25mm	32mm	42mm	53mm	54.5mm	66mm
Dimension - L	20.5mm	25mm	30mm	32mm	38mm	45mm	53mm	57.5mm	67mm
Pack Qty	100	50	50	100	100	50	25	20	15

Brass "C" Crimping Sleeve



Code	Wire Size (mm²)	Pack Qty.	Code	Wire Size (mm²)	Pack Qty.
BM01416	6 + 6mm²	100	BM01411	70 + 35mm²	25
BM01400	10 + 10mm²	100	BM01405	70 + 70mm²	25
BM01401	16 + 16mm²	100	BM01412	95 + 35mm²	25
BM01408	25 + 10mm²	100	BM01406	95 + 95mm²	25
BM01402	25 + 25mm²	100	BM01413	95 + 70mm²	25
BM01409	35 + 16mm²	100	BM01407	120 + 120mm²	25
BM01403	35 + 35mm²	100	BM01414	150 + 120mm²	25
BM01410	50 + 25mm²	100	BM01415	185 + 95mm²	25
BM01404	50 + 50mm²	50			

Aluminium to Copper Clamps



Code	CU Wire Size	AL Wire Size	No of Bolts
CAPG-A1	6 - 50mm²	16 - 70mm²	Single Bolt
CAPG-A2	10 - 95mm²	25 - 150mm²	Single Bolt
CAPG-B1	6 - 50mm²	16 - 70mm²	Double Bolt
CAPG-B2	10 - 95mm²	25 - 150mm²	Double Bolt
CAPG-C1	16 - 120mm²	16 - 120mm²	Double Bolt
CAPG-C2	50 - 240mm²	50 - 240mm²	Double Bolt

©ACDC Dynamics

CABLE ACCESSORIES

Non-Insulated Ferrules

EXTENDED RANGE





**Available in Retail Packs /10 or /5

Code	Pack	Size	Code	Pack	Size
F01.5*	100	1.5mm²	F50*	50	50mm²
F02.5*	100	2.5mm²	F70*	50	70mm²
F04*	100	4mm²	F95*	20	95mm²
F06*	100	6mm²	F120*	10	120mm²
F10*	100	10mm²	F150*	10	150mm²
F16*	100	16mm²	F185*	10	185mm²
F25*	100	25mm²			
F35*	100	35mm²			

*Add /10 to code (10pcs)

*Add /5 to code (5pcs)

Non Insulated Long Barrel Aluminium Ferrules

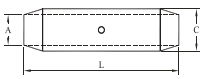



Code (Each)	Cable (mm²)	Dimensions (mm)		
		A	C	L
AAJ0016	16	5,5	11	55
AAJ0025	25	6,5	15	70
AAJ0035	35	8	15	85
AAJ0050	50	9,7	18	85
AAJ0070	70	11	18	106
AAJ0095	95	13,1	20	106
AAJ0120	120	14,7	22	106
AAJ0150	150	16,5	25	135
AAJ0185	185	18,1	28	135

Non-insulated Ring Lugs





*Available in Retail Packs /10

Size	Code (100 Pcs)	Size	Code (Each)
1.5mm² x 4mm	RL1.5X4*	50mm² x 6mm	RL50X6*
1.5mm² x 5mm	RL1.5X5*	50mm² x 8mm	RL50X8*
1.5mm² x 6mm	RL1.5X6*	50mm² x 10mm	RL50X10*
2.5mm² x 4mm	RL2.5X4*	50mm² x 12mm	RL50X12*
2.5mm² x 5mm	RL2.5X5*	50mm² x 16mm	RL50X16*
2.5mm² x 6mm	RL2.5X6*	70mm² x 6mm	RL70X6*
2.5mm² x 8mm	RL2.5X8*	70mm² x 8mm	RL70X8*
4mm² x 5mm	RL4X5*	70mm² x 10mm	RL70X10*
4mm² x 6mm	RL4X6*	70mm² x 12mm	RL70X12*
6mm² x 5mm	RL6X5*	70mm² x 16mm	RL70X16*
6mm² x 6mm	RL6X6*	95mm² x 8mm	RL95X8*
6mm² x 8mm	RL6X8*	95mm² x 10mm	RL95X10*
6mm² x 10mm	RL6X10*	95mm² x 12mm	RL95X12*
10mm² x 5mm	RL10X5*	95mm² x 16mm	RL95X16*
10mm² x 6mm	RL10X6*	95mm² x 20mm	RL95X20*
10mm² x 8mm	RL10X8*	120mm² x 10mm	RL120X10*
10mm² x 10mm	RL10X10*	120mm² x 12mm	RL120X12*
10mm² x 12mm	RL10X12*	120mm² x 16mm	RL120X16*
16mm² x 5mm	RL16X5*	150mm² x 10mm	RL150X10*
16mm² x 6mm	RL16X6*	150mm² x 12mm	RL150X12*
16mm² x 8mm	RL16X8*	150mm² x 16mm	RL150X16*
16mm² x 10mm	RL16X10*	185mm² x 10mm	RL185X10*
16mm² x 12mm	RL16X12*	185mm² x 12mm	RL185X12*
16mm² x 16mm	RL16X16*	185mm² x 16mm	RL185X16*
25mm² x 6mm	RL25X6*	240mm² x 10mm	RL240X10*
25mm² x 8mm	RL25X8*	240mm² x 12mm	RL240X12*
25mm² x 10mm	RL25X10*	240mm² x 16mm	RL240X16*
25mm² x 12mm	RL25X12*	240mm² x 20mm	RL240X20*
35mm² x 6mm	RL35X6*		
35mm² x 8mm	RL35X8*		
35mm² x 10mm	RL35X10*		
35mm² x 12mm	RL35X12*		

*Add /10 to code (10pcs)
*Add /5 to code (5pcs)
*Add /2 to code (2pcs)

Aluminium Compression Lugs



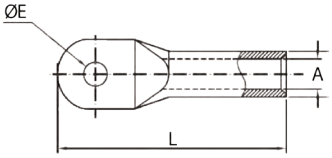

Code (Each)	Size	Dimensions (mm)	
		A	L
AL16M08	16mm² x 8mm	5.5	69
AL16M10	16mm² x 10mm	5.5	69
AL25M08	25mm² x 8mm	6.5	69
AL25M10	25mm² x 10mm	6.5	69
AL35M10	35mm² x 10mm	8	79
AL35M12	35mm² x 13mm	8	79
AL50M10	50mm² x 10mm	9.7	81
AL50M12	50mm² x 13mm	9.7	81
AL70M10	70mm² x 10mm	11	95
AL70M12	70mm² x 13mm	11	95
AL95M10	95mm² x 10mm	13.1	109
AL95M12	95mm² x 13mm	13.1	109
AL95M16	95mm² x 17mm	13.1	109
AL120M12	120mm² x 13mm	14.7	114
AL120M16	120mm² x 17mm	14.7	114
AL150M12	150mm² x 13mm	16.5	128
AL150M16	150mm² x 17mm	16.5	128
AL150M20	150mm² x 21mm	16.5	128
AL185M12	185mm² x 13mm	18.1	131
AL185M16	185mm² x 17mm	18.1	131
AL185M20	185mm² x 21mm	18.1	131
AL240M12	240mm² x 13mm	21	144
AL240M16	240mm² x 17mm	21	144
AL240M20	240mm² x 21mm	21	144

Compression Cable Lugs - Bimetallic

- Material: E-Copper & Aluminium 99.5%
- Barrel prefilled with oxide inhibiting compound & capped at the end



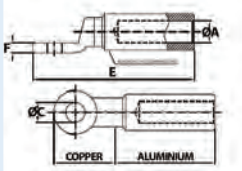

Code (Each)	Size	Dimensions (mm)		
		ØC	A	E
AXBM1610	16mm²	10.5	5.5	87
AXBM1612	16mm²	13	5.5	87
AXBM2510	25mm²	10.5	6.5	87
AXBM2512	25mm²	13	6.5	87
AXBM3510	35mm²	10.5	8	87
AXBM3512	35mm²	13	8	87
AXBM5010	50mm²	10.5	9	87
AXBM5012	50mm²	13	9	87
ABXM7010	70mm²	10.5	11	87
ABXM7012	70mm²	13	11	87
AXBM9510	95mm²	10.5	12.5	87
AXBM9512	95mm²	13	12.5	87
AXBM12012	120mm²	13	15	112
AXBM12016	120mm²	17	15	112
AXBM15012	150mm²	13	17	117
AXBM15016	150mm²	17	17	117
AXBM18512	185mm²	13	17	117
AXBM18516	185mm²	17	17	117
AXBM24012	240mm²	13	20	112
AXBM24016	240mm²	17	20	117
AXBM30012	300mm²	13	23.3	118
AXBM30016	300mm²	17	34	123
AXBM40017	400mm²	17	26	137
AXBM400BL	400mm²	Blank	40	137

©ACDC Dynamics

CABLE ID & LABEL PRINTERS











Code	M211-KIT M211 (Printer Only)	M210-KIT M210 (Printer Only)	M410-KIT	M511-KIT	M710-KIT
Label Types	Continuous	Continuous	Continuous and Die-cut	Continuous and Die-cut	Continuous and Die-cut
Media Width (max)	19.05mm (max)	19.05mm (max)	25.4mm (Max)	38.1mm (Max)	50.8mm (Max)
Label Cartridges	All in one Ribbon and Tape Cartridge	All in one Ribbon and Tape Cartridge	All in one ribbon and Tape Cartridge	All in one ribbon and Tape Cartridge	Separate Ribbon and Tape
Text Size	4 to 150pt	6 to 40pt	4 - 103pt	4 - 150pt	4 - 174pt
Print Resolution	203 dpi	203 dpi	300dpi	300dpi	300dpi
Print Technology	Thermal Transfer	Thermal Transfer	Thermal Transfer	Thermal Transfer	Thermal Transfer
Bar Code	Multiple Barcode Symbologies Including 2D	Code 39, Code128	Code 128 , Code 39 & More via Brady Work Station	Multiple On Board Barcodes including 2D Symbologies & More via Brady Work Station	Code 128 , Code 39 & More Including 2D Symbologies via Brady Work Station
Backlit Screen	No	Yes	Yes	No	Yes
Display	LED INDICATORS	LCD	Monocolour LCD Screen	LED Indicators	Colour LCD Touchscreen
Keyboard Style	N/A	ABC + 104 Symbols	QWERTY + 480 Symbols	N/A	QWERTY + 500 Symbols
Connectivity Options	Mobile Device Connectivity via Bluetooth	None	USB	Mobile Device Connectivity via Bluetooth & USB	Mobile Device Connectivity via Bluetooth ,USB & WiFi
Software Compatibility	Mobile App	None	LabelMark Brady Work Station	Mobile App & Brady Work Station	Mobile App Brady Work Station
Power Supply	AC Adapter +1200mAh Built in Battery	6 x AA Alkaline (not included) or Rechargeable Battery & AC Adapter (included)	Rechargeable battery, AC Adapter (included)	Rechargeable battery, AC Adapter (included)	Rechargeable battery, AC Adapter (included)
Accessories					
Quick Charger	–	–	322804	–	–
Battery Pack	170420	170387	176993	176499	175673
AC Adapter	110416	170388	176990	176990	321280
Carry case	170421	170386	176995	176488	175664
Magnetic Base	170425	170425	176991	176449	–

Tapes , Ribbons & Accessories - Other media available on request

Code	M211 + M210	Code	M410 + M511	Code	M511 only	Code	M710
142803	9.5mm x 6.4m Vinyl Tape Black on Yellow	170833	12.7mm x 7.6m Vinyl Tape Black on White	170833	38.1mm x 7.6m Vinyl Tape Black on White	173200	30 x 10mm Polypropylene Label White (250/Roll)
142811	19.05mm x 6.4m Vinyl Tape Black on Yellow	170832	12.7mm x 7.6m Vinyl Tape Black on Yellow	170832	38mm x 6.1m Vinyl Tape Black on Yellow	173241	50.8mm x 15.2m Vinyl Permanent Tape White
142800	9.5mm x 6.4m Vinyl Tape Black on White	170821	12.7mm x 7.6m Vinyl Tape White on Black	170821	38.1mm x 7.6m Vinyl Tape White on Black	173416	25.4 x 9.5mm Polyester Label White (500/Roll)
142807	12.5mm x 6.4m Vinyl Tape Black on White	170833	19.05mm x 7.6m Vinyl Tape Black on White	170964	38.1mm x 19.05mm Self Laminating Vinyl Label Black on White (260/Roll)	173345	38 x 25.4mm Self Laminating Vinyl Label White (250/Roll)
142797	19.05mm x 6.4m Vinyl Tape Black on White	170832	19.05mm x 7.6m Vinyl Tape Black on Yellow			312131	16 x 4.4mm Rigid Vinyl Tag White (2500pcs)
110924	8.5mm x 2.1m Heat Shrink Black on White	170821	19.05mm x 7.6m Vinyl Tape White on Black			312135	30 x 4.4mm Vinyl Tag White (2500pcs)
110934	9.53mm x 6.4m Solvent & Chemical Resistant Black on White	170833	25.4mm x 7.6m Vinyl Tape Black on White			312196	60 x 10mm Heatex Cable Marker Yellow (250pcs)
110929	30.4mm x 4.3m Self Laminating Vinyl Tape Black on White	170832	25.4mm x 7.6m Vinyl Tape Black on Yellow			173191	50mm x 46m Black Ribbon Cartridge Solvent Resistance
110893	9.5mm x 4.9m Nylon Cloth Tape Black on White	170841	25.4mm x 7.6m Vinyl Tape White on Black			173193	50mm x 46m Black Ribbon Cartridge Ideal for Barcodes
110895	19.05mm x 4.9m Nylon Cloth Tape Black on White	170750	25.4mm x 25.4mm Self Laminating Vinyl Label Black on White (260/Roll)				
		170712	5.9mm x 2.1m Heat Shrink Black on White				
		170714	8.5mm x 2.1m Heat Shrink Black on White				

©ACDC Dynamics

ADEMARK CABLE MARKERS

Ademark Cable marking system is a unique one marker size system to suit all applications on conductors from 0.22mm² to 120mm². The one simple system allows marking to be carried out either prior to or post termination. The carriers provide protection against harmful acids, alkalis, oil, grease and general dirt and abrasions.



Cable Marker Tags - Pack Qty 1000

Code	Description	Code	Description
ST2W0*	*Add Numbers Required to Code (0 - 9)	ST2WSP	+
		ST2WSM	-
		ST2WSE	=
ST2WL*	* Add Letters Required to Code (A - Z)	ST2WSD	:
		ST2WST	.
		ST2WSB	/

A to Z 0 to 9 + - / · = :



Adhesive Tag Carriers - Pack Qty 1000

Code	Size	Max. No. of Tags
SATA12	9 x 12mm	5
SATA18	9 x 18mm	7
SATA25	9 x 25mm	10



Tie Tag Carriers - Pack Qty 1000

Code	Size	Max. No. of Tags
SA1018	18mm Long/1 Tie	7
SA1028	28mm Long/1 Tie	10
SA1036	36mm Long/2 Ties	14



5 Marker Carrier



7 Marker Carrier



2m Marker Carrier

Tag Carriers - Slide on

Due to their special tubular shape, they fit on cables of various diameters, thus cutting down on stock requirements.

Model	Outside Ø	Wire Size (mm²)	Code 12mm = 5 markers	Pack Qty	Code 18mm = 7 markers	Pack Qty	Code 30mm NEW	Pack Qty	Precut Length 2m
0	1.3/ 2.0mm	0.22/ 0.5	SA0012	2000	SA0018	2000	SA0030	1000	SA00MT
1	1.8/ 2.5mm	0.50/ 1.5	SA0112	2000	SA0118	2000	SA0130	1500	SA01MT
2	2.5/ 4.0mm	0.75/ 5.5	SA0212	2000	SA0218	2000	SA0230	1000	SA02MT
3	4.0/ 6.5mm	2.50/ 6.0	SA0312	1000	SA0318	1000	SA0330	1000	SA03MT
4	6.0/ 10.0mm	10.0/ 35.0	SA0412	1000	SA0418	1000	SA0430	500	SA04MT
5	9.0/ 15.0mm	25.0/ 70.0	SA0512	1000	SA0518	750	SA0530	500	SA05MT
6	15.0/ 24.0mm	35.0/ 120.0	SA0612	500	SA0618	500	SA0630	200	SA06MT

NEW



Cable Marker Kit

Code	Y2553262

1 x Grey Plastic Case
1 x Insertion Tool
1 x Hook Tool
1 x Dispenser Board
750 x Tag Carriers - 16mm Model 1
750 x Tag Carriers - 16mm Model 2

Tags in Kit	Qty	Tags in Kit	Qty
Slash: /	80Pcs	Sine: ~	80Pcs
Equals: =	80Pcs	Earth: ⏚	160Pcs
Right arrow: →	80Pcs	Numbers: 0-9	160Pcs
Left arrow: ←	80Pcs	Letters: A to C	160Pcs
Delta: Δ	80Pcs	Letters: D to V	80Pcs
Plus: +	160Pcs	Letters: W to Y	160Pcs
Minus: -	160Pcs	Letter: Z	80Pcs
Blank	80Pcs		

Shaped for placing the markers and inserting them into the Carriers



Carrier Tools

Code	Description
SAT15R	Insertion tool - 15mm long with plastic coated handle
SAT30R	Insertion tool - 30mm long with plastic coated handle
SAUN15	Hook for extracting tags

BRADY LABEL PRINTER APPLICATIONS

Self Laminating Tapes	Clear, wrap-around tail overlaps print area to protect text. Perfect for wires that are frequently handled	
Wire & Cable Wraps	Nylon cloth label is highly pliable conforming to tightly curved surfaces.	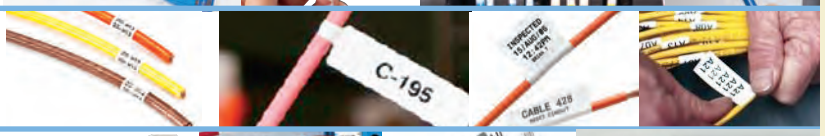
Heat Shrink Tube	3:1 ratio heat shrink wire marker sleeve. Fade resistant & flame retardant.	
Nylon Tape & Terminal Block Marking	Nylon cloth label strips for alignment on terminal blocks.	
In / Outdoor & General Purpose Marking	Adheres to irregular, rough & curved surfaces. Stands up to grease, oil & most industrial chemicals.	

WIRING ACCESSORIES & SILUX

©ACDC Dynamics

HEATSHRINK & TAPE

PLASTRONIC

Rated Temperature: -55 to 135°C
Dielectric Strength: 25kV/mm

SHORTER LENGTHS



Heatshrink (Professional Grade Flexible Flame Retardant Polyolefin)

Code	Supplied		Shrunk		
	Inside Ømm	Wall Thickness Ø	Inside Ømm	Wall Thickness Ø	Meter/ Roll
SCG2.0-*	4.0	2.00	1.0	0.51	200
SCG3.2-*	3.2	0.25	1.6	0.51	200
SCG3.2-*/15 or /1	3.2	0.25	1.6	0.51	15 or 1
SCG4.0-*	4.0	0.25	2.0	0.52	200
SCG4.8-*	4.8	0.25	2.4	0.52	100
SCG4.8-*/12 or /1	4.8	0.25	2.4	0.52	12 or 1
SCG6.4-*	6.4	0.25	3.2	0.52	100
SCG6.4-*/12 or /1	6.4	0.25	3.2	0.52	12 or 1
SCG9.5-*	9.5	0.25	4.7	0.65	100
SCG9.5-*/8 or /1	9.5	0.25	4.7	0.65	8 or 1
SCG12-*	12.7	0.25	6.4	0.65	50
SCG12-*/8 or /1	12.7	0.25	6.4	0.65	8 or 1
SCG19-*	19.1	0.30	9.5	0.77	50
SCG19-*/5 or /1	19.1	0.30	9.5	0.77	5 or 1
SCG25-*	25.4	0.35	12.7	0.89	50
SCG25-*/5 or /1	25.4	0.35	12.7	0.89	5 or 1
SCG38-*	38.1	0.40	19.1	1.00	50
SCG38-*/5 or /1	38.1	0.40	19.1	100	5 or 1
SCG50-*	50.8	0.45	25.4	1.10	50
SCG50-*/5 or /1	50.8	0.45	25.4	1.10	5 or 1
SCG76-*or/1	76.2	0.55	38.1	1.30	30 or 1
SCG101-* or /1	101.6	0.60	50.8	1.40	30 or 1
SCG120-* or /1	120	0.60	63.5	1.40	15 or 1

*Add colour to code: ● **R** *(Red)*, ❍ **WH** *(White)*, ● **BL** *(Blue)*, ● **BK** *(Black)*, ● **GN** *(Green)*, ❍ **C** *(Clear)*, ● **Y** *(Yellow)*

Insulation Tape - 0.15mm thick

(Fire Retardant – Self Extinguishing)



KIPVC10

Code 10mx19mm(W)	Code 20mx19mm(W)	Colour
IN-R	IN25-R	Red
IN-W	IN25-W	White
IN-BL	IN25-BL	Blue
IN-BK	IN25-BK	Black
-	IN25-G/Y	Green/Yellow

KIPVC10 (5 roll set) - Black, Red, Blue, White, Black



Self Amalgamating Tape

(High Voltage Insulating Tape)

Code	Dimensions	Colour
INS-83	4.57mx19mm(W) x 0.76mm(TH)	Black

- Dielectric strength ≥ 40KV/mm
- Conductor Insulation up to 69000V

BUTYL SEAL PRODUCTS



Weather Proofing Kit for Antenna's and Connectors

Butyl Seal - a weather proofing tape that seals and protects the cable and the connector from the most severe weather conditions. Butyl Tape is 100% UV protected.

Description	Kit Code		
	AC300	AC400	AC500
Butyl Mastic Tape 48mm x 2.5mm x 0.5m	3	6	12
Insulation Tape 18mm x 10m	2	2	8
10 meter 48mm self-adhesive vinyl tape	1	1	4
Black Cable Ties 390mm x 7.8mm	12	12	48

Cable Seal













Code	AC100	AC101	AC102/B	AC600	AC700
Description	1 x Roll Butyl Tape 48mm x 2.5mm x 0.5m 1xRoll PVC Insulation Tape	1 x Roll Butyl Tape 48mm x 2.5mm x 0.5m	2 x Roll Butyl Tape 48mm x 2.5mm x 0.5m	Putty Seal Butyl Tape 32mm x 1.5mm x 1m	Lap Seal Butyl Tape 8mm x 3mm x 15m
Applications	• Cabling • Automotive • Ducting • Ventilation • Skylights • Polycarbonate • Solar Systems • Glazing • Roadworks • Grain Silos • Manholes				**Roofing:** Butyl Tape is used to seal and bond all corrugated and IBR sheeting.

Sealing solution for cabling, automotive, construction, roofing & industrial industries.

- Butyl tape is 100% UV protected
- Dielectric Strength: 2.3kv/mm²
- An effective life of 20 years
- A high heat resistance of up to 20°C
- A low temperature resistance of -20°C
- Self Healing
- Chemical, weather and age resistant
- Resistant to acids, alkali's and salt
- Resistant to mildew
- Remain elastic from -20°C to 1200°C
- Allow movement due to expansion and contraction
- It will not harden, crack or lose adhesion when subjected to bending, elongation, expansion or contraction (even at low temperatures)
- It will not soften and flow out of the joint
- It will not break down nor flow out of a joint

©ACDC Dynamics

3M TAPES

Scotch® 1710 - PVC Electrical Tape



Code	Description	Size
3M-74712	Black General Purpose PVC Electrical tape. Thickness 0.18mm	18mm x 20m
3M-74713	Yellow General Purpose PVC Electrical tape. Thickness 0.18mm	18mm x 20m
3M-74714	Red General Purpose PVC Electrical tape. Thickness 0.18mm	18mm x 20m
3M-74715	White General Purpose PVC Electrical tape. Thickness 0.18mm	18mm x 20m
3M-74716	Green General Purpose PVC Electrical tape. Thickness 0.18mm	18mm x 20m
3M-74717	Blue General Purpose PVC Electrical tape. Thickness 0.18mm	18mm x 20m

Features

- Flame retardant and tested to SABS122
- Good resistance to abrasion, moisture, alkalis, acid and varying weather conditions (including sunlight).
- High dielectric strength, conformable and provides good mechanical protection with minimum bulk

Application

- Primary electrical insulation for all wire and cable joints and repairs • Harnessing of wire and cables.
- Indoor & outdoor applications

Scotch® Super 33+ - High Quality PVC Tape



Code	Description	Size
3M-44881	Premium grade all weather vinyl insulation tape. Thickness 0,178mm. Suitable for high and low temperature applications.	19mm x 20m

Features

- Excellent resistance to abrasion, moisture, alkalis, acids, corrosion and varying weather conditions (including ultraviolet exposure). • Flame retardant and tested to SABS122

Application

- Primary electrical insulation for all wire and cable splices rated up to 600V. • For temperatures between -18 and 105°C

Scotch®35 - Colour Coding PVC Tape



Code	Description	Size
3M-53414	White Fade resistant tape. Thickness 0.178mm	19mm x 20m
3M-50657	Red Fade resistant tape. Thickness 0.178mm	19mm x 20m
3M-50655	Yellow Fade resistant tape. Thickness 0.178mm	19mm x 20m
3M-50654	Green Fade resistant tape. Thickness 0.178mm	19mm x 20m
3M-50656	Blue Fade resistant tape. Thickness 0.178mm	19mm x 20m

Features

- Pressure sensitive rubber adhesive. • Abrasion and weather resistant.
- Wraps smoothly, conforms well and holds over a wide range of temperatures (0-80°C).
- Resistant to moisture, alkalis, acids, UV and Corrosion.

Application

- Designed for use in Phase identification, colour coding of motor leads and piping systems and for marking safety areas.
- Joint, termination and connector insulation up to 600V.

Scotch® 23 - Self amalgamating Insulation Tape



Code	Description	Size
3M-79430	Self amalgamating EPR (Ethylene Propylene Rubber) based high voltage jointing tape. For joints up to 69kV. Thickness 0.76mm.	19mm x 9m

Features

- Physical and electrical properties unaffected by degree of stretch.
- Can be stretched up to 100% to give void free, moisture resistant insulation.

Application

- Primary electrical insulation for cable jointing and terminating up to 69kV @ 90°C
- Primary insulation for building stress cones on cables up to 35kV

Scotch® 27 - Glass Cloth Tape



Code	Description	Size
3M-60865	Woven glass cloth tape. Thickness 0.178mm	12mm x 20m

Features

- Glass will not shrink rot or burn and has high tensile stress.
- Designed for continuous use @ 130°C with high temperature thermosetting adhesive.

Application

- Applications requiring high mechanical strength and resistance to high temperatures.
- Heat stable insulation for furnace and oven controls, motor leads and switches

©ACDC Dynamics

3M TAPES

SCOTCHRAP® Tape 50 - PVC All Weather Corrosion Protection Tape



Code	Description	Size
3M-05321	Premium grade all weather PVC Backing Tape. Thickness 0.254mm	24mm x 30.5m
3M-05323	Premium grade all weather PVC Backing Tape. Thickness 0.254mm	48mm x 30.5m
3M-05324	Premium grade all weather PVC Backing Tape. Thickness 0.254mm	96mm x 30.5m

Features:

• Resistant to corrosive saltwater, soil acids, alkalis, salt, chemical vapours and exposure to outdoor weathering and sunlight.
• Resistant to impact and abrasions, punctures and tears. Tape 50 is a highly conformable, all weather tape designed for application over a wide temperature range. • Tape 50 also has electrical insulating properties.

Application:

Formulated to resist corrosion of metal piping systems above and below ground, fittings and joints on all mill-coated pipe and electrical conduit systems.

SCOTCH® 13 - Electrical Semi-Conducting Tape



Code	Description	Size
3M-05380	Highly Conformable, Semi-Conducting EPR (Ethylene Propylene Rubber) based High-Voltage Splicing Tape. Thickness 0.76mm	18mm x 4.5m

Features:

• Semi-conducting (low resistivity).
• Retains conductivity with strength.
• Elongates easily to comform to irregular shapes.
• Stable at elevated temperatures (130°C / 266°F).
• Meets requirement of ASTM-D-4388, Type IV.
• Compatible with most solid dielectric cable insulations and conductors.
• Excellent resistance to cracking or checking from solvents, UV, or moisture.
• Compatible with high-voltage splicing and terminating materials.
• Usable for indoor or outdoor applications.

Application:

• To electrically round out high-voltage connectors and to bound to insulating materials to minimize electrical stresses.
• Continue semi-conducting strand shielding found in solid dielectric (polyethylene, XLP, EPR, etc.) cables at 5kV and above.
• Provide shielding for cable joints on solid dielectric insulated power cables (shielded or concentric neutral).
• Replace semi-conducting layer beneath metallic shield of similar cable in case of damage (screening).
• Make conductive portion of stress cone of power cable termination on solid dielectrica insulated power cables.
• Maintain positive connection between concentric neutral semi-conducting jackets of power cables and semi-conducting surfaces of plug-in units.
• Establish a more positive contact between concentric neutral wires and pre-molded devices already installed with too much jacket exposed.
• Round out bolted connections on insulated bus bars.

SCOTCH® 70 - Self Fusing Silicone Rubber Electrical Tape



Code	Description	Size
3M-05428	High temp. Arc - & Track-resistant Silicone Rubber tape. Thickness 0.3mm	25mm x 9m

Features:

• Excellent track resistance.
• Excellent arc resistance.
• Excellent ozone resistance.
• High dielectric strength.
• Class "H" material (180°C continuous operation).
• Workable at extremely low tempreratures.
• Excellent conformability.
• Excellent instantaneous fusion; does not need to be held down.
• Excellent weathering characteristics.

Application:

• As an overwrap for protection of terminating high-voltage cables against arcing and tracking.
• As primary insulation where Class "H" (180°C/356°F) temperatures are encountered i.e., silicone rubber cables.
• As splice overwrap on spacer cable operating at 15kV and above.

Scotchfil® - Electrical Insulation Putty



Code	Description	Size
3M-11247	Electrical grade insulation compound in tape form. Thickness 3.175mm	38mm x 1.5m

Features

• Non-corrosive, synthetic rubber that will not dry out.
• Applies cleanly without waste

Application

• To build up cable joints and fill out major irregularities and voids in low voltage joints (<2300V).
• To insulate low-voltage (<600V) connections.
• To create moisture seal in high-voltage joints and for multi-conductor cable connections
• To round out high-voltage connections to gear.
• To smooth busbar irregularities.

©ACDC Dynamics

3M LOW VOLTAGE CABLE JOINTS

NEW

Resin Inline Splicing Kit for Cables rated up to 1kV



Code	Description	Resin Type	Min Cable O.D.	Max Cable O.D.	Conductor Size
3M-92-NBA0	92-NBA0 Resin Splicing Kit	Scotchcast 40G	4mm	16mm	1.5 - 4mm²
3M-92-NBA1	92-NBA1 Resin Splicing Kit	Scotchcast 40G	10mm	22mm	1.5 - 10mm²
3M-92-NBA2	92-NBA2 Resin Splicing Kit	Scotchcast 40G	12mm	25mm	6 - 16mm²
3M-92-NBA3	92-NBA3 Resin Splicing Kit	Scotchcast 40G	13mm	32mm	16 - 25mm²
3M-92-NBA4	92-NBA4 Resin Splicing Kit	Scotchcast 40G	18mm	36mm	25 - 50mm²
3M-92-NBA5	92-NBA5 Resin Splicing Kit	Scotchcast 40G	19mm	45mm	50 - 95mm²
3M-92-NBA6	92-NBA6 Resin Splicing Kit	Scotchcast 40G	27mm	54mm	70 - 120mm²
3M-92-NBA7	92-NBA7 Resin Splicing Kit	Scotchcast 40G	29mm	64mm	120 - 240mm²



Features

- Resin 40G in transparent two chamber bags with integrated Closed Mixing and Pouring (CPM) system
- One part Mould Body with Snap Fit closing system for quick and easy handling
- Transparent Mould Body for easy control of connector distances in the joint
- Snap in 5-core spacer to ensure the distance between connectors
- Pre cut foam sealing elements to provide reliable sealing to Mould Body without tooling for all cable applications diameters
- Closure cap to prevent any pollution

Application

92 series joints are ideal for indoor and outdoor, underground and submerged applications

Flame Retardant Splicing Kit for Cables rated up to 1kV



Code	Description	Resin Type	Min Cable O.D.	Max Cable O.D.	Conductor Size
3M-92-NA1U	92-NA1U Flame Ret.Resin Splicing Kit	Scotchcast 1402FR	8mm	22mm	Up to 10mm²
3M-92-NA2U	92-NA2U Flame Ret.Resin Splicing Kit	Scotchcast 1402FR	14mm	30mm	16 - 25mm²
3M-92-NA3U	92-NA3U Flame Ret.Resin Splicing Kit	Scotchcast 1402FR	23mm	35mm	25 - 50mm²
3M-92-NA4U	92-NA4U Flame Ret.Resin Splicing Kit	Scotchcast 1402FR	28mm	47mm	50 - 95mm²
3M-92-NA5U	92-NA5U Flame Ret.Resin Splicing Kit	Scotchcast 1402FR	33mm	55mm	95 - 150mm²
3M-92-NA6U	92-NA6U Flame Ret.Resin Splicing Kit	Scotchcast 1402FR	45mm	70mm	150 - 240mm²



Features

- Resin 1402FR in transparent two chamber bags with integrated Closed Mixing and Pouring (CPM) system and opener for easy opening and pouring
- Two part Mould Body with Snap Fit Closing system for quick and easy handling
- Transparent flame retardant Mould Body for easy control of connector distances
- Flame retardant according UL94 V0
- Chemical resistant, especially against hydro carbons
- Flame retardant spacer web to ensure the distance between connectors and Mould Body
- Closure cap to prevent any pollution

Application

92 series joints are ideal for indoor and outdoor, underground and submerged applications

COMFORT GRIP GLOVES



3M Comfort Grip Gloves

Perfect for light to medium duty jobs that require precision handling, even in hot and sweaty conditions.

Code	Includes
WX300921193	Large
WX300921201	Xtra-Large

Characteristics:

- Exceptional comfort and breathability: Thin foam coating provides high breathability for maximum comfort.
- Fine gauge knit nylon liner provides flexibilty and padding
- High Durability: Unique nitrile formula offers resistance to abrasion.
- Machine washable

Benefits:

- Sweat Protection
- Maximised Tactile Sensitivity
- Excellent Dexterity
- Oil Resistant

©ACDC Dynamics

3M QT II COLD SHRINK CABLE TERMINATIONS



3 Core (6/10kV) (8.7/15kV) Indoor Termination

Code	Diameter Over Primary Insulation	Diameter Over Cable Jacket max	Max Installation Length	Application Range	
				Indoor 6/10kV	Indoor 8.7/15kV
3M-92-EB61-3	14.2 - 22.1mm	60mm	550mm + lug	35 - 70mm²	25 - 50mm²
3M-92-EB62-3	16.5- 22.1mm	78mm	560mm + lug	70 - 95mm²	50 - 70mm²
3M-92-EB63-3	15.9 - 30mm	78mm	560mm + lug	120 - 150mm²	95 - 120mm²
3M-92-EB64-3	22.6 - 41.4mm	107mm	600mm + lug	185 - 300mm²	150 - 240mm²

3 Core 6/10kV (8.7/15kV) Outdoor & (12/20kV) (24kV) Indoor Termination

Code	Diameter Over Primary Insulation	Diameter Over Cable Jacket max	Skirt Diameter	Max Installation Length	Application Range		
					Outdoor 6/10kV	Outdoor 8.7/15kV	Indoor 12/20kV
3M-93-EB61-3	16 - 28.4mm	60mm	60mm	550 mm+ lug	50 - 70mm²	35 - 50mm²	25 - 35mm²
3M-93-EB62-3	16 - 28.4mm	78mm	78mm	560mm + lug	95 - 150mm²	70 - 120mm²	50 - 120mm²
3M-93-EB63-3	21.3 - 35mm	107mm	107mm	600mm + lug	185 - 300mm²	150 - 240mm²	120 - 240mm²

Features

- 92 & 93 series terminations are the versatile design of prefabricated one-piece cold shrink termination body allows installation on wide range of cable sizes
- The kit includes Cold Shrink QTII silicone termination body with integrated stress control device,and silicone elastomeric insulation
- Silicone tape is included for moisture sealing
- Also included all armour continuity components, re-jacketing tubes, and three core cold shrink breakouts boots
- No heat or flame needed during installation
- Solderless earth connection using constant force springs

3M LOW VOLTAGE CABLE JOINTS

NEW



Colliery trailing Cable Coldshrink Splicing Kits up to 1.1 kV

Code	Description	Min Cable O.D.	Max Cable O.D.	Conductor Size
3M-05529	CTC-6 Cold Shrink Splicing Kit	20mm	33mm	4mm²
3M-33806	CTC-SUPER7 Cold Shrink Splicing Kit	25mm	39mm	16mm²
3M-05532	CTC-8 Cold Shrink Splicing Kit	30mm	49mm	25mm²
3M-05533	CTC-9 Cold Shrink Splicing Kit	35mm	59mm	35mm²

Features

- Simple Installation - no workshop needed
- Non-Vulcanising - no costly equipment needed
- Drastic reduction in repair time - compared to vulcansing
- No heat required - safer system, no permit for hot work required
- High performance - repaired/jointed section can be reeled without sagging
- Permanent - both electrically and mechanically
- No end lifting - bonds to all modern cable sheath materials such as neoprene, polychoroprene and nitrile/PVC even PVC, EPR and hypalon
- Abrasion resistant - equivalent to vulcanising
- Weather resistant - over a wide temperature range

LOW VOLTAGE HEAT SHRINK CABLE JOINTS

TECHNOLOGY INTEGRATED SOLUTIONS



Features

- Internal coating hot meltable glue ensures a good enviromental seal
- Special jointing applications are also available from multicore cable
  sizes 7 core to 37 core
- All kits are tested in accordance with NRS 074-2-3: 2023
- Manufactured from high grade Polyolefin for excellent UV and Mechanical protection

4 Core Heat Cable Joint up to 3.3kV

Code	Cores
ASA 1.5/4	4
ASA416	4
ASA2550	4
ASA70150	4
ASA185300	4

©ACDC Dynamics

HEAT SHRINK BREAK BOOTS

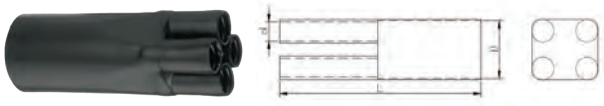

Features

- Made of cross linked polyolefin to provide mechanical protection and strain relief
- Inner coated with adhesive on the body and the fingers to form a durable water tight seal
- To provide protection such as trailing cable, variable frequency drive cable, telecommunication cables, control cable, etc.
- Shrink temperature start at 90°C and fully recovered at 130°C

4 Core Breakout Boots up to 1.1kV

Size	As Supplied			After Recovered	
	Body Ø (D) Min	Finger Ø (d) Min	Full Length (L) (±5)	Body Ø (D) Min	Finger Ø (d) Min
WRSZT4-38/19	38mm	10mm	125mm	19mm	5mm
WRSZT4-50/25*	50mm	16mm	135mm	25mm	7mm
WRSZT4-70/32*	70mm	23mm	185mm	32mm	10mm
WRSZT4-82/46*	82mm	30mm	210mm	46mm	13mm
WRSZT4-90-46*	90mm	35mm	210mm	46mm	13mm
WRSZT4-109/54	109mm	42mm	240mm	54mm	18mm

Note:

- *Means 4-core oil resistant breakouts are available upon customer request
- The breakout the coated with hot-melt adhesive comes in two forms flat / spiral adhesive which can meet different customer needs

HEAT SHRINK CABLE REPAIR SLEEVE



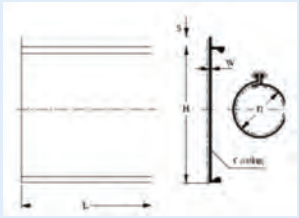

Features

- Manufactured from polylefin, inner coated with hot-melt adhesive
- Providing fast and permanent repair and sealing protection for power cables
- High tensile strength, abrasion and corrosion resistance
- A corrosion proof metal channel is used to close the sleeved u-ring installation
- Shrink temperature start at 90°C and fully recovered at 130°C

4 Core Breakout Boots up to 1.1kV

Size	Cable Ø	As Supplied		After Recovered	
		Width Min	Wall Thickness (T) (±0.3)	Width (W) Max	Finger Ø (d) Min
WRSXP-30/12	12 - 30 mm	120	1.3mm	38mm	3,8
WRSXP-40/12	12 - 40mm	130	1.2mm	38mm	3,8
WRSXP-50/17	17 - 50mm	160	1.3mm	53mm	3,8
WRSXP-65/24	24 - 65mm	205	1.2mm	75mm	3,8
WRSXP-85/27	27 - 85mm	270	1.3mm	82mm	3,8
WRSXP-100/27	27 - 100mm	320	1.4mm	82mm	3,8
WRSXP-120/40	40 - 120mm	380	1.4mm	129mm	3,8
WRSXP-150/50	50 - 150mm	475	1.4mm	157mm	3,8
WRSXP-160/50	50 - 160mm	505	1.3mm	157mm	3,8
WRSXP-170/51	51 - 170mm	535	1.2mm	160mm	3,8
WRSXP-180/51	51 - 180mm	565	1.1mm	160mm	3,8
WRSXP-195/52	52 - 195mm	590	1.0mm	163mm	3,8

HEAT SHRINK CABLE END CAPS





Features

- Manufactured from polyolefin, applied as insulation of power and telecommunication cable ends
- Used to seal cable-ends during installation or storage, protecting cable ends against oxidation, ozone, UV, etc
- Coated with hot-melt adhesive to ensure reliable seal of cable ends
- Flame-retardant end caps are available upon customers request
- Shrink temperature start at 90°C and fully recovered at 130°C

Note: Hot melt adhesive comes in two forms flat / spiral adhesive, which can meet different customers needs

Cable End Cap Seal up to 33kV

Size	As Supplied			After Recovered	
	Inner Ø (D) Min	Finger Ø (d) Min	Full Length (L) (±5)	Body Ø (D) Min	Finger Ø (d) Min
WRSFM-12	12mm	1.0mm	45mm	5mm	2.5mm
WRSFM-16	16mm	1.0mm	70mm	8.5mm	2.5mm
WRSFM-20	20mm	1.0mm	70mm	8.5mm	2.5mm
WRSFM-25	25mm	1.0mm	80mm	11mm	2.5mm
WRSFM-30	30mm	1.3mm	95mm	16mm	2.8mm
WRSFM-35	35mm	1.0mm	95mm	18mm	2.6mm
WRSFM-40	40mm	1.1mm	95mm	18mm	2.6mm
WRSFM-55	55mm	1.0mm	125mm	26mm	2.7mm
WRSFM-75	75mm	1.3mm	145mm	31mm	3.2mm
WRSFM-100	97mm	1.3mm	140mm	40mm	5.2mm
WRSFM-120	117mm	1.3mm	155mm	57mm	4.0mm
WRSFM-140	140mm	1.3mm	185mm	63mm	4.0mm
WRSFM-160	158mm	2.1mm	270mm	95mm	4.0mm
WRSFM-180	180mm	2.1mm	270mm	95mm	4.0mm
WRSFM-200	200mm	1.5mm	270mm	95mm	4.0mm
WRSFM-250	245mm	1.5mm	270mm	95mm	4.0mm

©ACDC Dynamics

MEDIUM VOLTAGE HEAT SHRINK INLINE CABLE JOINTS

TECHNOLOGY INTEGRATED SOLUTIONS



Features & Benefits

- Robust oversheath replacement caple of withstanding high mechanical stress during convectional cable laying as well as mechanical impact occuring during the entire cable life
- The thick wall heat-shrinkable tubing is internally coated with hotmelt adhesive to ensure an effective moisture seal and corrosion protection for the joint

XLPE 3 Core Cable Joints with Armour (11kV)

Code	Voltage	Cable Size
E305957	11kV	25-95mm²
E303639		70-150mm²
E303633		95-300mm²

Kits supplied without cable lugs, Available on Request.
Other Tail Lengths, Available on Request.

PILC 3 Core Cable Joints with Amour (11kV)

Code	Voltage	Cable Size
E300224	11kV	16-50mm²
E300318		70-120mm²
E300822		150-240mm²
E300843		240-300mm²

Kits supplied without cable lugs, Available on Request.
Other Sizes & Voltage Ratings available on Request.

MEDIUM VOLTAGE HEAT SHRINK CABLE TERMINATIONS

TECHNOLOGY INTEGRATED SOLUTIONS

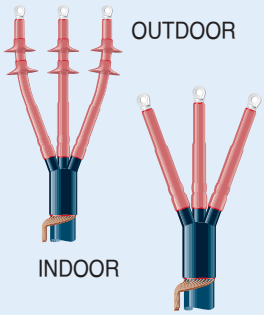

Medium Voltage Shrink Cable Terminations 3 Core (11kV)

XLPE 11KV (Indoor)

Code	Tail Length	Cable Size
E300742	450mm	16-70mm²
E301040	450mm	70-185mm²
E301327	450mm	185-300mm²

XLPE 11KV (Outdoor)

Code	Tail Length	Cable Size
E300462	800mm	16-70mm²
E300540	800mm	70-185mm²
E301327	800mm	185-300mm²

PILC 11KV (Indoor)

Code	Tail Length	Cable Size
E302264	450mm	16-35mm²
E301040	450mm	35-70mm²
E301327	450mm	95-240mm²
E301034	450mm	300-400mm²

PILC 11KV (Outdoor)

Code	Tail Length	Cable Size
E300462	800mm	16-35mm²
E300540	800mm	35-70mm²
E300526	800mm	95-240mm²
E300527	800mm	300-400mm²

Kits supplied without cable lugs, Available on Request.
Other Tail Lengths & Voltage Ratings Available on Request.

TERMINATION ACCESSORIES

Bushing Insulation Boots

JOINTMASTER
Setting the Standards in Cable Jointing



Code	Cable Size	Voltage	Bushing Dia Range
FRAB/3	35 - 250mm²	Up to 17.5kV	30 - 45mm

- Cold Applied
- Flexible
- Straight or Right Angle
- Set of 3

The REPL-Jointmaster elastomeric bushing insulating boots are used to insulate the bushings in switchgear and transformer cable termination boxes up to 17.5kV, specially where the clearances between phase to phase and phase to earth are less than the normal required for air type termination clearances.These boots provide protection against flash over in the event of high humidity and surge impulse. The boots are manufactured from highly insulating, non-tracking, flexible weather resistant material.The anti-tracking elastomeric boot possesses excellent erosion resistance and dielectric properties, providing superb perfomance in areas of electrical stress and high humidity.

Unscreened Separable Connector



Code	Cable Size	Voltage
RUSC/3	25 - 300mm²	Up to 17.5kV

- Cold Applied
- Flexible
- Right Angle
- Set of 3

The REPL-Jointmaster unscreened separable connector (RUSC) is used to insulate the connection between the termination and right right angle bushing in SF-6 insulated switchgear rated up to 17.5kV. The RUSC can be easily disconnected for testing purposes and reconnected with standard tooling,making it an ideal product for use in switchgear and other similar confined spaces.
The silicon rubber based moulded product is manufactured from a non-tracking material which insulates, connects and provides enviromental protection while having an unlimited shelf life.

©ACDC Dynamics

CABLE JOINING & JUNCTION BOXES

Cable Joint Kits



A350 resin and mould specifications limited for use up to 220V. **A351-A356** resin and mould are fire-retardant, with enhanced rigidity and waterproofing, suitable up to 4000V

Code	Y-Joint	Cable Size Up to 4 Core	Cable Diameter	Mould Length
A350	-	1.5 - 4mm²	6 - 20mm	185mm
A351	A351-Y	1.5 - 4mm²	6 - 20mm	185mm
A352	-	4 - 10mm²	9 - 30mm	240mm
A353	-	10 - 16mm²	17 - 34mm	270mm
A354	-	16 - 35mm²	22 - 42mm	310mm
A355	-	35 - 70mm²	28 - 52mm	400mm
A356	-	70 - 95mm²	32 - 56mm	432mm
A357	-	120 - 150mm²	28 - 60mm	538mm
A358	-	185 - 240mm²	45 - 81mm	700mm

Joint Kits

for 1-3 core cables



Kit includes

- 9 x Insulated Ferrules
- 3 PCs Amalgamating Tape
- 1 x Black and 2 x White Shrink Sleeving 130mm long

Code	Description
HX-A	3 x 1.5mm²
HX-B	3 x 2.5mm²

Resin Filled Cable Joint Kit IP68





Resin

Code	Type	Max mm²	Cable size	Colour
RFCJ-WH	3 core 16A	2.5mm²	5-8.5mm	White
RFCJ-BK	3 core 16A	2.5mm²	5-8.5mm	Black
RFCJ-FLAT	3 core 16A	2.5mm²	8-12.5mm width	White
RFCJ-3P	5 core 32A	4mm²	8.5-16mm	Black

Gel Cable Joint Kits



2 Part Gel and snap lock mould are fire-retardant,with enhanced rigidity waterproofing, suitable up to 1000V

Code	Cable Size with Armouring	Cable Ø	Mould Length
M351	1.5 - 4mm²	6 - 20mm	185mm
M352	4 - 10mm²	9 - 30mm	240mm
M353	10 - 16mm²	17 - 34mm	270mm
M354	16 - 35mm²	22 - 42mm	310mm
M355	35 - 70mm²	28 - 52mm	400mm

NEW



MAXI-1
no setting time
c/w 3 x 10mm² Terminals





MAGIC-1
no setting time
c/w 3 x 2.5mm² Ferrules

Pre-filled Gel Type Joint Kits IP68 - (Re-accessable)

Code	Size	Description
MAGIC-1-WH	70 x 20Ømm	for 1-2.5mm² 3 core
MAGIC-1-BK	70 x 20Ømm	for 1-2.5mm² 3 core
MAXI-1	110 x 35Ømm	for 2.5-10mm² 3 core

NEW

TECHNOLOGY INTEGRATED SOLUTIONS





S-Resin Inline Cable Joint Kits rated from 600V up to 1000V

Code	Description	Resin Type	Min Cable O.D	Max Cable O.D	Conductor Size (2-4Core)
E610037-ECONO	P0-S Polyurethane Joint Kit	Polyurethane Special	6mm	20mm	1.5 - 4mm²
E610038-ECONO	P1-S Polyurethane Joint Kit	Polyurethane Special	9mm	30mm	4 - 10mm²
E610039-ECONO	P2-S Polyurethane Joint Kit	Polyurethane Special	17mm	34mm	10 -16mm²
E610040-ECONO	P2,5S Polyurethane Joint Kit	Polyurethane Special	22mm	42mm	16 - 35mm²
E610041-ECONO	P3-S Polyurethane Joint Kit	Polyurethane Special	28mm	52mm	35 - 50mm²
E610042-ECONO	P3,5-S Polyurethane Joint Kit	Polyurethane Special	32mm	56mm	50 - 95mm²
E610043-ECONO	P4-S Polyurethane Joint Kit	Polyurethane Special	38mm	65mm	95 - 150mm²
E610044-ECONO	P5-S Polyurethane Joint Kit	Polyurethane Special	38mm	80mm	150 - 240mm²

K-Resin Inline Joint Kits rated from 600V up to 1000V (Flame retardant according IEC 707 - FV-0)

E610037-ECONO	P0-S Polyurethane Joint Kit	Polyurethane Special	6mm	20mm	1.5 - 4mm²
E610038-ECONO	P1-S Polyurethane Joint Kit	Polyurethane Special	9mm	30mm	4 - 10mm²
E610039-ECONO	P2-S Polyurethane Joint Kit	Polyurethane Special	17mm	34mm	10 -16mm²
E610040-ECONO	P2,5S Polyurethane Joint Kit	Polyurethane Special	22mm	42mm	16 - 35mm²
E610041-ECONO	P3-S Polyurethane Joint Kit	Polyurethane Special	28mm	52mm	35 - 50mm²
E610042-ECONO	P3,5-S Polyurethane Joint Kit	Polyurethane Special	32mm	56mm	50 - 95mm²
E610043-ECONO	P4-S Polyurethane Joint Kit	Polyurethane Special	38mm	65mm	95 - 150mm²
E610044-ECONO	P5-S Polyurethane Joint Kit	Polyurethane Special	38mm	80mm	150 - 240mm²

Features

- The moulds consists of a series of torped shaped slimeline mould halves, pressure injection moulded from high impact resistant transparent plastic material.
- Resin in two part room temperature curing epoxy and polyurethane resin systems

*Kit include Joint shell, Resin, Gloves and Tape (self amalgamating)

©ACDC Dynamics

CABLE JOINING CONNECTORS

Connectors complete with Terminal Block & Grommets

• Max voltage 450V • Terminal block 4mm² Max. • Operating temperature -40˚ to 125˚C

	Code	Description	Poles	Amps	Cable (mm)	Size (mm)	IP Rating	Type
	THB391-A2A-R	Mini straight connector	2P	17.5A	Ø7–12	Ø28x68L	IP68	Kit
	THB391-A3A-R	Mini straight connector	3P					
	THB391-A4A-R	Mini straight connector	4P					
	THB392-A4A-R	Mini 4-way distribution connector	4P	17.5A	Ø7–12	80x54x28	IP68	Kit
	6DB025200	Closing cap for sealing unused entries						
	THR390-S3D	Mini straight connector	3P	32A	Ø5–13.5	Ø32x82L	IP68	Kit
	THR400-S3E	Straight Connector	3P	32A	Ø8-17	Ø26.5x115L	IP68	Kit
	THR400-S5D	Straight Connector	5P			Ø32x130L		
	THR400-S6D	Straight Connector	6P	24A				
	THR399-S3L	Y Connector	3P	32A	Ø5-17	Ø32x180L	IP68	Kit
	THR399-S5L	Y Connector	5P					
	THR399-S6L	Y Connector	6P	24A				
	THR390-S3T	T Connector	3P	32A	Ø5-13.5	73x92x32	IP68	Kit
	**4 Way Connector Box -** Including Terminal Block							
	THR209-S8L	4 Way Connector Box	8P	24A	Ø7-14	108x65x32	IP68	Kit
 Plug  Socket	**3P Plug and Socket Connector -** c/w grommet for various wire sizes							
	THR384-S3A	Plug & Socket Kit	3P	17.5A	Ø7–12	Ø32x55L x2	IP66/68	Kit
 Plug  Socket	**3P Panel Mount Plug and Socket Connector -** c/w grommet for various wire sizes							
	THR385-S3A	Panel Mount Plug & Socket Kit	3P	17.5A	Ø7–12	Ø32x72L x2	IP66/68	Kit
 Plug  Socket	**4P Plug and Socket Connector -** c/w grommet for various wire sizes							
	THB-387-A4A-R	Plug & Socket Kit	4P	17.5A	Ø7–12	Ø32x52L x2	IP68	Kit
 Panel Mount Plug 5P  Socket 5P	**5P & 6P Panel Mount Plug and Socket Connector**							
	THR-406-S5A	Panel Mount Plug & Socket Kit	5P	17.5A	Ø7–14	Ø39x40L (Plug) Ø36x70L (Socket)	IP68	Kit
	THR-406-S6C		6P					
 Panel Mount Plug 6P  Socket 6P	THR-405-S5A	Plug & Socket Kit	5P	17.5A	Ø7–14		IP68	Kit
	THR-405-S6C		6P					
 Plug 5P  Socket 5P  Socket 5P	**Non-Weatherproof Plug & Socket Connectors**							
	THR-382-S3A	Plug and Socket Kit	3P	17.5A	-	Ø19x53L x2	IP40	Kit
 Socket 6P  Plug 5P  Plug 6P	THR-388-S5A	Plug and Socket Kit	5P	17.5A	-	Ø27x48L x2	IP20	Kit
	THR-388-S6A	Plug and Socket Kit	6P					
	**Junction Boxes -** Can be used to house terminal blocks or small PC boards							
	THR200-F2F	Junction box clip in 3 way	-	-	Ø7.5-9.5	82x41x20	IP67	Item
	THR200-E2F	Junction box screw type 3 way	-					
	THR209-B1A	Junction box screw type 4 way	-		Ø7-9.5 x2 Ø7.-14 x2	108x65x28	IP68	Item

©ACDC Dynamics

Waterproof Cable Connector IP68

Removeable Terminal - 250V/16A



Code	Type	Size (mm)	Cable Ø (mm)
XY20-3P	3 Pole	Ø26.5 x 115	6, 5-12
XY25-5P	5 Pole	Ø32 x 130	6, 5-14

Waterproof Cable Connector IP68

Fixed Terminal - 250V/16A



Code	Type	Size (mm)	Cable Ø (mm)
XY16-2P	2 Pole	18.3 x 75	6 - 11
XY16-3P	3 Pole	18.3 x 75	6 - 11

Junction Boxes IP66/68 (IEC60529)



102102

Code	Gland Size	Entry Thread	Clear Inside Height	Clear Inside Ø	Distance of Fixing Holes
102-20MM	20mm	M20x1.5	57mm	94mm	122mm
102-25MM	25mm	M25x1.5	59.5mm	124mm	150mm

Junction Boxes IP20



Code	Description
JB-4W	2 / 3 / 4 Way Junction Box 250VAC / 5A c/w terminals for wire size up to 4mm

Waterproof Junction Box IP66

Material: Polycarbonate
UV Protected
450V/10A



Code	Box Size (mm)	Cable Ø (mm)	Terminal Block
SJB-C3M20	67 x 59	6 - 12	5 Way

Material: Polypropylene (94-V2)
UV Protected
450V/10A



Code	Box Size (mm)	Cable Ø (mm)	Terminal Block
VK-JB-2	80 x 52	6 - 8	3 Way

- Turn your new and existing connection to 100% compliant in a click.
- Two identical halves clip together over a new or existing electrical wire connection to form a compliant junction box, without having to disconnect and reconnect the wires.



NEW



Code	RIPBOX/1	RIPBOX/10
Size(mm)	67.1 x 34.5	67.1 x 34.5
Colour	Transparent & White	Transparent & White
Cable	Up to 2.5mm Flat Twin + E Cable & Up to 2.5mm Surfix	Up to 2.5mm Flat Twin + E Cable & Up to 2.5mm Surfix
Qty	1	10

Assembly Instructions



No terminal blocks provided. Terminal blocks to be ordered separately

©ACDC Dynamics

INSULATION - PIERCING CONNECTORS - 1KV

				
Code	**HWEP-95/10**	**HW2-95/35**	**HW2-150/35**	**HW3-95/95**
Main Line Section	16 - 95mm²	16 - 95mm²	50 - 150mm²	25 - 95mm²
Tap Section	1.5 - 10mm²	4 - 35mm²	6 - 35mm²	25 - 95mm²
Nominal Current	55A	124A	124A	230A
Size (mm)	27 x 41 x 62	46 x 52 x 87	46 x 52 x 87	50 x 61 x 100

				
Code	**HW4-150/150**	**JBC-1-70/35**	**JBC-2-150/150**	**JBC50-240/240**
Main Line Section	50 - 150mm²	35 - 70mm²	35 - 150mm²	50 - 240mm²
Tap Section	50 - 150mm²	6 - 35mm²	35 - 150mm²	50 - 240mm²
Nominal Current	300A	124A	300A	400A
Size (mm)	50 x 61 x 100	-	-	-

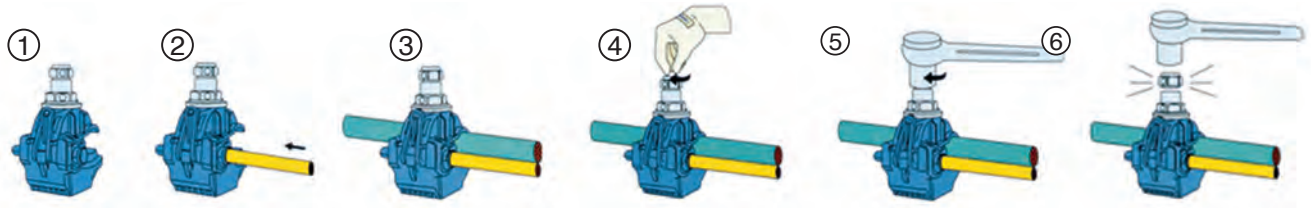

WALL PLUGS



BMF8007

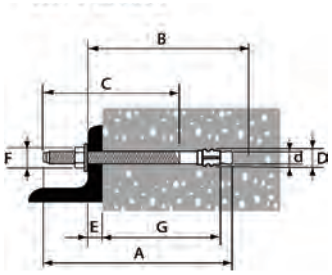

TPP - Anchor Bolt

Code/Box	Code/BLP	Description	D	A/B	d x C	E	F	G
BMF8003/50	BMF8003/10	TPP 8-75	8	75	M8x45	9-22	13	35-48
BMF8004/50	BMF8004/10	TPP 8-100	8	100	M8x70	34-47	13	35-48
BMF8005/50	BMF8005/10	TPP 10-75	10	75	M10x35	3-11	17	42-50
BMF8006/25	BMF8006/5	TPP 10-90	10	90	M10x45	18-26	17	42-50
BMF8007/25	BMF8007/5	TPP 10-120	10	120	M10x80	48-56	17	42-50
BMF8008/25	BMF8008/5	TPP 12-95	12	95	M12x40	7-17	19	50-70
BMF8009/20	BMF8009/5	TPP 12-110	12	110	M12x55	12-32	19	50-70
BMF8010/20	BMF8010/5	TPP 12-140	12	140	M12x90	52-62	19	50-70
BMF8011/10	BMF8011/2	TPP 16-125	16	125	M16x75	6-26	24	64-87
BMF8012/10	BMF8012/2	TPP 16-150	16	150	M16x100	31-51	24	64-87

NB: the sum of dimensions E + G should be constant.

*Eg: If **BMF8003** E=9, then G should be 48mm (tot = 57mm)*

*If **BMF8003** E=22, then G should be 35mm (tot = 57mm)*

THREADED ROD



Threaded Rod - Zinc Plated

Code	Size
THR-M4*	M4
THR-M6*	M6
THR-M8*	M8
THR-M10*	M10
THR-M12*	M12

* Add Length to code: **/1M** (1 meter), **/2M** (2 meter), **/3M** (3 meter)

©ACDC Dynamics

CHEMICAL FIXING



BMF9502

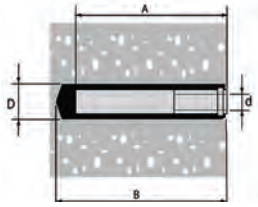

Code/Box	Code/BLP	Description	D	A	B	d
BMF9502/50	BMF9502/5	BFI 8	14	80	90	M8
BMF9503/25	BMF9503/5	BFI 10	16	80	90	M10
BMF9504/25	BMF9504/5	BFI 12	18	80	90	M12



BMF9402

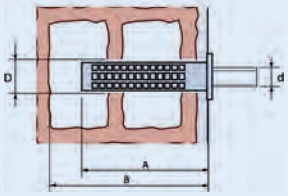

Code/Box	Code/BLP	Description	D	A	B	d
BMF9401/25	BMF9401*	GN 12 x 50	12	50	55	M8
BMF9402/25	BMF9402*	GN 15 x 85	15	85	95	M10
BMF9403/10	BMF9403/5	GN 15 x 130	15	130	140	M10
BMF9404/10	BMF9404/5	GN 20 x 85	20	80	95	M12

* Add Pack Size: **/5**, **/10**

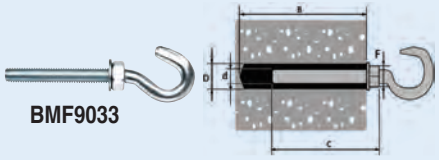

BMF9033

Code/Box	Code/BLP	D	B	d x C	F
BMF9032/50	BMF9032/5	10	65	M8 x 60	13
BMF9033/25	BMF9033/5	12	80	M10 x 73	17

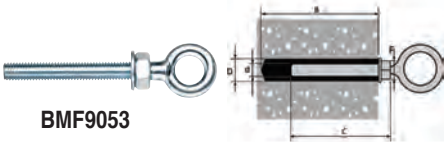

BMF9053

Code/Box	Code/BLP	D	B	d x C	F
BMF9052/50	BMF9052/5	10	65	M8 x 60	13
BMF9053/25	BMF9053/5	12	80	M10 x 73	17
BMF9054/15	BMF9054/5	14	95	M12 x 90	19



BMF9087

Code/Box	Code/BLP	D	B	d x C	E	F
BMF9082/50	BMF9082/5	10	80	M8 x 110	10	13
BMF9084/30	BMF9084/5	12	90	M10 x 110	10	17
BMF9085/30	BMF9085/5	12	90	M10 x 135	35	17
BMF9087/20	BMF9087/5	14	110	M12 x 115	10	19

FIXINGS & FASTNERS

Round Cable Clips (White)



(100/pack)



Code	Size (mm) B x A	Pack Size
CCR-6-*	5-6	100
CCR-8-*	7-8	100
CCR-10-*	9-10	100
CCR-14-*	13-14	100
CCR-20	18-20 (For 20mm conduit)	100
CCR-25	23-25 (For 25mm conduit)	50

For black add to code: **BK** (Black) example: **CCR-6-BK**

Flat Cable Clips (White)



(100/pack)



Code	Twin Flat + E Size	Size (mm) A x B x H
CCF-5-*	–	5 x 3.8 x 6.0
CCF-6-*	–	6 x 4.1 x 6.5
CCF-8-*	1.5mm²	8 x 5.0 x 7.5
CCF-10-*	2.5mm²	10 x 5.7 x 8.2
CCF-12-*	4mm²	12.5 x 5.7 x 8.2

Grey Nylon Plugs



(100/pack)



Code Pack	Size (mm) D x d x L	Drill Size
EN-5	5 x 3.9 x 25	5mm
EN-6	6 x 4.9 x 29.8	6mm
EN-8	8 x 5.3 x 38.6	8mm
EN-10	10 x 5.8 x 42.7	10mm





A



B



C



D

Code	Type	Diameter mm	Length mm	Material	Pack Qty
H8-15-1036	A	5,7	25	Nylon 6	100
H8-13A	B	12,2	44	Nylon +30% Fiber	100
H8-13B	C	11,0	30	Nylon +30% Fiber	100
H8-16	D	12,4	42	Zinc-Alloy	100

Plastic Expansion Plugs

(100/pack)





Code Pack	Colour	Size
EP5	Yellow	5mm
EP5.5	Red	5.5mm
EP6.5	Brown	6.5mm
EP9	Blue	9mm
EP11	Green	11mm

©ACDC Dynamics

NEW

LIGHTWEIGHT FIXINGS/ANCHORS

4ALL - Universal Plugs - Supplied with Screws


Bag


Jar


Tub

Code - with Screw	Plug Size Ø x Length	Qty	Pack
R-S1-4ALL-05+40	5 x 25mm	40	Bag
R-S1-4ALL-06+30	6 x 30mm	30	Bag
R-S1-4ALL-08+10	8 x 40mm	10	Bag
R-S1-4ALL-10+8	10 x 50mm	8	Bag
R-S1-4ALL-12-80-4	12 x 60mm	4	Bag
R-C1-4ALL06PLUS	6 x 30mm	1000	Jar
R-C1-4ALL08PLUS	8 x 40mm	400	Jar
R-C1-4ALL10PLUS	10 x 50mm	200	Jar
R-SL1-4ALL-05+3530	5 x 25mm	100	Tub
R-SL1-4ALL-06+4540	6 x 30mm	100	Tub
R-SL1-4ALL-06L+4560	6 x 50mm	60	Tub
R-SL1-4ALL-08+5060	8 x 40mm	50	Tub
R-SL1-4ALL-08L+5080	8 x 65mm	40	Tub
R-SL1-4ALL-10+6060	10 x 50mm	25	Tub
Outside Light Kit - c/w 8mm Masonary Drill Bit			
R-PDS-OUTL	8 x 40mm	8	Bag

4ALL - Universal Plugs - Plugs Only


Plug Only

Code - Plug only	Plug Size Ø x Length	Qty	Pack
R-S1-4ALL-05-100	5 x 25mm	100	Bag
R-S1-4ALL-06-80	6 x 30mm	80	Bag
R-S1-4ALL-08-20	8 x 40mm	20	Bag
R-S1-4ALL-10-12	10 x 50mm	12	Bag
R-S1-4ALL-14-100-2	14 x 70mm	2	Bag

4ALL - Universal Plugs - Supplied with Hook


Angle / Round

Code - Angle Hook	Plug Size Ø x Length	Qty	Pack
R-S1-4ALL-06K-10	6 x 30mm	10	Bag
R-S1-4ALL-08K-8	8 x 40mm	8	Bag
R-S1-4ALL-10SK-4	10 x 50mm	4	Bag
Code - Round Hook	**Plug Size Ø x Length**	**Qty**	**Pack**
R-S1-4ALL-06S-10	6 x 30mm	10	Bag

High performance nylon plug with a unique expansion allowing application in any substrate material and type.


On normal Solid Substrate


On Plasterboard and other Similar materials


On Hollow Substrate and other similar materials

UNO - Universal Plugs


With Screw

Code - with Screw	Plug Size Ø x Length	Qty	Pack
R-S1-UNO-05+40	5 x 24mm	40	Bag
R-S1-UNO-06+36	6 x 28mm	36	Bag
R-S1-UNO-08+20	8 x 32mm	20	Bag
R-S1-UNO-10-15	10 x 36mm	15	Bag
R-S1-UNO-10-50	10 x 45mm	50	Bag


Plug Only

Code - Plug only	Plug Size Ø x Length	Qty	Pack
R-S1-UNO-05-50	5 x 24mm	50	Bag
R-S1-UNO-06-50	6 x 28mm	50	Bag
R-S1-UNO-08-30	8 x 32mm	30	Bag

- Recommended for unknown substrates & exploited holes
- Unique geometry guarantees maximum expansion & grip
- Anti-rotation features prevent spinning in the hole
- Lip prevents plug slipping into over-sized holes

Nylon Expansion Plug with Screw


Bag


Tub

Code	Plug Size Ø x Length	Qty	Pack
R-S1-FIX-N-05+25	5 x 25mm	25	Bag
R-S1-FIX-N-06+15	6 x 30mm	15	Bag
R-S1-FIX-N-08+10	8 x 40mm	10	Bag
R-S1-FIX-N-10+8	10 x 50mm	8	Bag
R-S1-FIX-N-1260-6	12 x 60mm	6	Bag
R-SL1-FIX-N06+4035	6 x 30mm	100	Tub
R-SL1-FIX-N08+4555	8 x 40mm	100	Tub
R-SL1-FIX-N10+5060	10 x 50mm	50	Tub
R-SL1-FIX-N12-8060	12 x 60mm	15	Tub

- Anti-rotation fins prevent spinning during the tightening of the screw
- Engineered grip feature for extra holding power
- The two-way expansion mechanism provides a strong anchorage in solid base materials
- Small edge distances are achievable

NEW

CHEMICAL ANCHORS & ACCESSORIES

Polyester Styrene Free Resin - Chemical Anchor



Silicone Caulk Gun 4500N Metal - Single Cart



Code	R-KEM-II-300	TCCG1331
Capacity	300ml	310ml

WIRING ACCESSORIES & SILUX

©ACDC Dynamics

NEW

LIGHTWEIGHT FIXINGS/ANCHORS

Nylon Frame Fixings with Screws



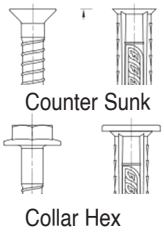

Code	Plug Size Ø x Length	Qty	Pack	Connection Type
R-S1-FF1N08L080-6	8 x 80mm	6	Bag	Counter Sunk
R-S1-FF1N10L080-6	10 x 80mm	6	Bag	Counter Sunk
R-S1-FF1N10L100-6	10 x 100mm	6	Bag	Counter Sunk
R-S1-FF1N10K080-6	10 x 80mm	6	Bag	Collar Hex
R-S1-FF1N10K100-6	10 x 100mm	6	Bag	Collar Hex
R-S1-FF1N10K120-4	10 x 120mm	4	Bag	Collar Hex
R-SL1-FF1N-08L080	8 x 80mm	26	Tub	Counter Sunk
R-SL1-FF1N-08L100	8 x 100mm	24	Tub	Counter Sunk
R-SL1-FF1N-10K080	10 x 80mm	20	Tub	Collar Hex
R-SL1-FF1N-10K100	10 x 100mm	16	Tub	Collar Hex

Nylon Frame Fixings with Short Expansion Zone



Code	Ø x Length	Qty	Pack
R-S1-FF-10100-4	10 x 100mm	4	Bag
R-S1-FF-10135-4	10 x 135mm	4	Bag

Nylon Hammer in Fixings



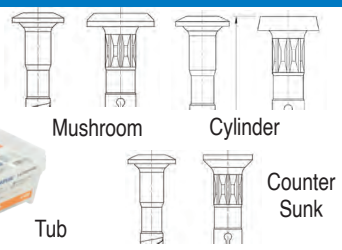

Code	Plug Size Ø x Length	Qty	Pack	Plug Type
R-S1-FX-N06K040-20	6 x 40mm	20	Bag	Mushroom Head
R-S1-FX-N06K060-20	6 x 60mm	20	Bag	Mushroom Head
R-S1-FX-N06C040-20	6 x 40mm	20	Bag	Cylinder Head
R-S1-FX-N06L040-20	6 x 40mm	20	Bag	Counter Sunk
R-S1-FX-N06L080-10	6 x 80mm	10	Bag	Counter Sunk
R-S1-FX-N06L040-30	6 x 40mm	30	Bag	Counter Sunk
R-S1-FX-N06L060-20	6 x 60mm	20	Bag	Counter Sunk
R-S1-FX-N08L060-10	8 x 60mm	10	Bag	Counter Sunk
R-S1-FX-N08L060-20	8 x 60mm	20	Bag	Counter Sunk
R-S1-FX-N08L080-16	8 x 80mm	16	Bag	Counter Sunk
R-S1-FX-N08L100-10	8 x 100mm	10	Bag	Counter Sunk
R-S1-FX-N08L120-10	8 x 120mm	10	Bag	Counter Sunk
R-C1-FX-N-05L030	5 x 30mm	700	Jar	Counter Sunk
R-C1-FX-N-06L040	6 x 40mm	300	Jar	Counter Sunk
R-C1-FX-N-06C060	6 x 60mm	170	Jar	Cylinder Head
R-C1-FX-N-08C060	8 x 60mm	130	Jar	Cylinder Head
R-C1-FX-N-08C080	8 x 80mm	100	Jar	Cylinder Head
R-SL1-FX-N05C025	5 x 25mm	100	Tub	Cylinder Head
R-SL1-FX-N05C035	5 x 35mm	100	Tub	Cylinder Head
R-SL1-FX-N05L040	5 x 40mm	100	Tub	Counter Sunk
R-SL1-FX-N06L040	6 x 40mm	100	Tub	Counter Sunk
R-SL1-FX-N06L060	6 x 60mm	50	Tub	Counter Sunk
R-SL1-FX-N06L080	6 x 80mm	50	Tub	Counter Sunk
R-SL1-FX-N08L060	8 x 60mm	25	Tub	Counter Sunk
R-SL1-FX-N08L080	8 x 80mm	25	Tub	Counter Sunk
R-SL1-FX-N08L100	8 x 100mm	25	Tub	Counter Sunk

NEW

DRYWALL & PLASTERBOARD FIXINGS

Interset Cavity Fixing



Code	Ø x Length	Qty	Pack
R-S1-SM04032-6	M4 x 32mm	6	Bag
R-S1-SM04046-6	M4 x 54mm	6	Bag
R-S1-SM05037-6	M5 x 37mm	6	Bag
R-S1-SM05052-6	M5 x 52mm	6	Bag

Self-drill Drywall Fixings



Code - Nylon*	Ø x Length	Qty	Pack
R-S1-DRA01-12	14 x 32mm	12	Bag
R-S1-DRA01-25	14 x 32mm	25	Bag
Code - Metal	**Ø x Length**	**Qty**	**Pack**
R-S1-DRA02-12	13 x 31mm	12	Bag
R-S1-DRA02-25	13 x 31mm	25	Bag

*Plug Only: Recommended Screw Diameter = 3.5-4.2mm

Hammer in Fixings Plasterboard + Screws



Code	Ø x Length	Qty	Pack
R-S1-GPB-12	10.5 x 30	12	Bag
R-S1-GPB-50	10.5 x 30	50	Bag

SpringToggle



Code - Spring	Screw Size Ø x Length	Qty	Pack
R-S1-SPO3050-20	M3 x 50mm	20	Bag
R-S1-SPO5050-6	M5 x 50mm	6	Bag
R-S1-SPO5050-20	M5 x 50mm	20	Bag
R-S1-SPO5080-6	M5 x 80mm	6	Bag
R-SL1-SPO3050	M3 x 50mm	100	Tub
R-SL1-SPO5050	M5 x 50mm	80	Tub

Plastic Poly-Toggle with Screws



Code Plastic	Screw Size Ø x Length	Qty	Pack
R-S1-10GL-10	M10 x 35mm	10	Bag
R-S1-10GL-20	M10 x 35mm	20	Bag

Drywall Kits - Tub



Code	Description	Pack Size
R-PFKT-FS3535-2	Drywall Screw Fine Thread - 35mm	2kg
FKT-MIXDRA+	Metal & Nylon Plug & Screw Mix	400Pcs

©ACDC Dynamics

NEW

RAWLPLUG HEAVY DUTY ANCHORS



Loose Bolt Shield Anchor

Code	Ø x Length	Hole Ø	Qty	Pack
R-S1-RBL-M6-10-5	M6 x 40	12mm	5	Bag
R-S1-RBL-M8-10-4	M8 x 50	14mm	4	Bag
R-S1-RBL-M8-25-5	M8 x 55	14mm	5	Bag
R-S1-RBL-M10-10-5	M10 x 75	16mm	5	Bag
R-S1-RBL-M12-25-2	M12 x 105	20mm	2	Bag



Eye Bolt Shield Anchor

Code	Ø x Length	Hole Ø	Qty	Pack
R-S1-RBL-06E-2	M6 x 73	12mm	4	Bag
R-S1-RBL-08E-2	M8 x 87	14mm	4	Bag
R-S1-RBL-10E-4	M10 x 108	16mm	4	Bag
R-S1-RBL-12E-2	M12 x 130	20mm	4	Bag



Hook Bolt Shield Anchor

Code	Ø x Length	Hole Ø	Qty	Pack
R-S1-RBL-06H-2	M6 x 73	12mm	4	Bag
R-S1-RBL-08H-2	M8 x 87	14mm	4	Bag



Throughbolts

Code	Ø x Length	Hole Ø	Qty	Pack
R-S1-XPT06085-4	M6 x 85	7mm	4	Bag
R-S1-XPT08095-4	M8 x 95	9mm	4	Bag
R-S1-XPT08115-4	M8 x 115	9mm	4	Bag
R-S1-XPT10095-4	M10 x 95	11mm	4	Bag
R-S1-XPT10140-4	M10 x 140	12mm	4	Bag
R-S1-XPT12100-2	M12 x 100	14mm	4	Bag



Wedge Anchors

Code	Ø x Length	Hole Ø	Qty	Pack
R-S1-DCA-6-20	M6 x 25mm	8mm	20	Bag
R-S1-DCA-8-12	M8 x 12mm	10mm	12	Bag
R-S1-DCA-10-8	M10 x 40mm	12mm	8	Bag
R-S1-DCA-12-4	M12 x 50mm	15mm	4	Bag



Wedge Anchors Setting Tool

Code	Description
R-DCA-ST-II-06	Tool for M6 Anchors
R-DCA-ST-II-08	Tool for M8 Anchors
R-DCA-ST-II-10	Tool for M10 Anchors
R-DCA-ST-II-12	Tool for M12 Anchors



Concrete Screw Bolt

Code	Ø x Length	Hole Ø	Qty	Pack
R-S1-LXHF05050Z-8	6.3 x 50mm	5mm	8	Bag
R-S1-LXHF06075Z-6	7.5 x 75mm	6mm	6	Bag
R-S1-LXHF08075Z-4	10 x 75mm	8mm	4	Bag
R-S1-LXHF10065-4	12.5 x 65mm	10mm	4	Bag

BM WALL PLUGS



Sleeve Anchor TMP

Code/Box	Code/BLP	Description	D	B	E	d x C	F	G
BMF3114/100	BMF3114/10	TMP 8-65	8	65	15	M6 x 65	10	40
BMF3116/150	BMF3116/10	TMP 8-90	8	90	40	M6 x 90	10	40
BMF3126/50	BMF3126/10	TMP/10-65	10	65	10	M8 x 65	13	45
BMF3128/50	BMF3128/10	TMP/10-90	10	90	35	M8 x 90	13	45
BMF3137/50	BMF3137/10	TMP12-75	12	75	10	M10 x 75	17	50
BMF3131/25	BMF3131/10	TMP12-115	12	115	50	M10 x 115	17	50

Heavy Duty Anchor TMN



BMF2011

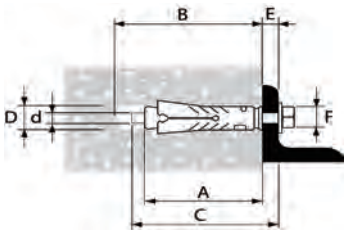

Code/Box	Code/BLP	Description	D	A	B	d x C
BMF2011/50	BMF2011/5	TMN 6 S	10	45	60	M6 x 55
BMF2012/25	BMF2012/5	TMN 8 S	12	50	65	M8 x 60
BMF2013/20	BMF2013/5	TMN 10 S	15	60	90	M10 x 85
BMF2014/10	BMF2014/5	TMN 12S	18	74	115	M12 x 105



BMF2031

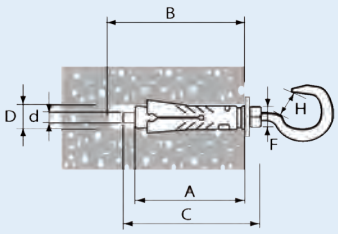

Code/Box	Code/BLP	Description	D	A	B	d x C	H	F
BMF2031/50	BMF2031/5	TMN 6 GA	10	45	65	M6 x 70	5	10
BMF2032/25	BMF2032/5	TMN 8 GA	12	50	80	M8 x 85	10	13
BMF2033/10	BMF2033/5	TMN 10 GA	15	60	100	M10 x 105	20	17
BMF2034/5	BMF2034/2	TMN 12 GA	18	74	125	M12 x 130	25	19



BMF2081

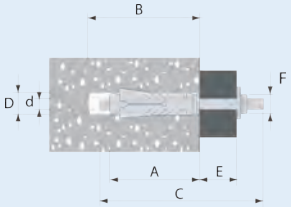

Code/Box	Code/BLP	Description	D	A	B	d x C
BMF2081/50	BMF2081/5	TMN 6V	10	45	65	M6 x 70
BMF2082/25	BMF2082/5	TMN 8V	12	50	80	M8 x 85
BMF2083/20	BMF2083/5	TMN 10V	15	60	100	M10 x 105
BMF2084/10	BMF2084/5	TMN 12V	18	74	125	M12 x 130



BMF2051

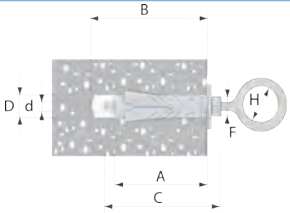

Code/Box	Code/BLP	Description	D	A	B	d x C	H	F
BMF2051/50	BMF2051/5	TMN 6 GC	10	45	60	M6 x 55	10	10
BMF2052/25	BMF2052/5	TMN 8 GC	12	50	65	M8 x 60	11	13
BMF2053/20	BMF2053/5	TMN 10 GC	15	60	80	M10 x 73	14.5	17
BMF2054/5	BMF2054/2	TMN 12 GC	18	74	100	M12 x 90	17	19

©ACDC Dynamics

FIXINGS & FASTENERS

Self Tapping Screws - Pan Head Combi



Code Pouch	Qty	Size (mm)
ST613P/25	25	6 x 13
ST616P/25	25	6 x 16
ST620P/25	25	6 x 20
ST625P/25	25	6 x 25
ST630P/25	25	6 x 30
ST813P/25	25	8 x 13
ST816P/25	25	8 x 16
ST820P/25	25	8 x 20
ST825P/25	25	8 x 25
ST830P/25	25	8 x 30
ST840P/25	25	8 x 40
ST850P/25	25	8 x 50

Gutter Bolts including M6 Square Nuts



Code Pouch	Qty	Size (mm)
GBN612P/25	25	6 x 12
GBN616P/25	25	6 x 16
GBN620P/25	25	6 x 20
GBN625P/25	25	6 x 25
GBN630P/25	25	6 x 30
GBN640P/25	25	6 x 40
GBN650P/25	25	6 x 50
GBN660P/25	25	6 x 60
GBN675P/25	25	6 x 75

Drywall Screws - Coarse & Fine



Code Packs(100)	Code Pouch (25)	Size(mm)
Fine		
DW616F	DW616FP/25	6 x 16
DW625F	DW625FP/25	6 x 25
DW632F	DW632FP/25	6 x 32
DW641F	DW641FP/25	6 x 41
Coarse		
DW616C	DW616CP/25	6 x 16
DW625C	DW625CP/25	6 x 25
DW632C	DW632CP/25	6 x 32
DW641C	DW641CP/25	6 x 41

Hexagon Head Tek Screws



Code Pouch	Qty	Size (mm)	Code Pouch	Qty	Size (mm)
TEK813P/25	25	8 x 13	TEK1265 P/15	15	12 x 65
TEK1220P/25	25	12 x 20	TEK1270 P/15	15	12 x 70
TEK1225P/25	25	12 x 25	TEK1275 P/10	10	12 x 75
TEK1230P/25	25	12 x 32	TEK1285 P/10	10	12 x 85
TEK1240P/25	25	12 x 38	TEK1290 P/10	10	12 x 90
TEK1250 P/15	15	12 x 50	TEK12100 P/10	10	12x100
TEK1260 P/15	15	12 x 60			



Nail in Anchors - Supplied in Tub

Code Tub	Qty Tub	Code Pouch (25)	Size (mm)
NIA535TR	200	NIA535P/25	5 x 35
NIA550TR	200	NIA550P/25	5 x 50
NIA640TR	200	NIA640P/25	6 x 40
NIA655TR	100	NIA655P/25	6 x 55
NIA670TR	100	NIA670P/25	6 x 70
NIA860TR	100	NIA860P/25	8 x 60
NIA880TR	70	NIA880P/25	8 x 80
NIA8100B	50	NIA8100P/25	8 x 100
NIA8120B	50	NIA8120P/25	8 x 120

Flat Washers



Code Pouch	Size	Code Pouch	Size
W3P*	3mm	W10P*	10mm
W4P*	4mm	W12P*	12mm
W5P*	5mm	W16P*	16mm
W6P*	6mm	W20P*	20mm
W8P*	8mm		

*Add to Code for retail pack: **/20** or **/100**

Spring Washers



Code Pouch	Size
SW5P*	5mm
SW6P*	6mm
SW8P*	8mm
SW10P*	10mm
SW12P/10	12mm

*Add to Code for retail pack: **/20** or **/100**

Fender Washers



Code Pouch	Size	Code Pouch	Size
FW3P*	3mm	FW10P*	10mm
FW4P*	4mm	FW12P*	12mm
FW5P*	5mm		
FW6P*	6mm		
FW8P*	8mm		

Nyloc Nuts



Code Pouch	Size	Code Pouch	Size
NN4P*	M4	NN12P*	M12
NN5P*	M5	NN16P*	M16
NN6P*	M6		
NN8P*	M8		
NN10P*	M10		

*Add to Code for retail pack: **/10** or **/100**

Hexagon Nuts



Code Pouch	Size	Code Pouch	Size
M3NP*	M3	M10NP*	M10
M4NP*	M4	M12NP*	M12
M5NP*	M5	M16NP*	M16
M6NP*	M6	M20NP*	M20
M8NP*	M8		

*Add to Code for retail pack: **/10** or **/100**

Wing Nuts



Code Pouch	Qty	Size
WN5P/5	10	M5
WN6P/5	10	M6
WN8P/5	10	M8
WN10P/5	5	M10
WN12P/5	5	M12

©ACDC Dynamics

3 Shield Expansion Anchors



Code Pouch	Qty	Size (mm)
EA5P/4	4	M5 x 50
EA6P/4	4	M6 x 50
EA8P/4	4	M8 x 60
EA10P/4	4	M10 x 70
EA12P/2	2	M12 x 90
EA16P/2	2	M16 x 110

Shield Anchors



Code Pouch	Qty	Size (mm)
With Eye Bolts		
EBE8P/2	2	M8
EBE10P/2	2	M10
With Hook Bolts		
EBH8P/2	2	M8
EBH10P/2	2	M10

Sleeve Anchors



Code Pouch	Qty	Size (mm)	Code Pouch	Qty	Size (mm)
SA840P/4	4	8 x 40	SA1275P/2	2	12 x 75
SA865P/4	4	8 x 65	SA12100P/2	2	12 x 100
SA885P/4	4	8 x 85	SA1665P/2	2	16 x 65
SA1060P/4	4	10 x 60	SA16110P/2	2	16 x 110
SA1075P/2	2	10 x 75			



Drop-In Anchors

Code Pouch	Qty	Size (mm)
DA8P/4	4	M8
DA10P/4	4	M10

Machine Screws - Cheese Head Slotted Plated



Code Pouch	Qty	Size (mm)	Code Pouch	Qty	Size (mm)
MS412CP/30	30	M4 x 12	MS512CP/30	30	M5 x 12
MS416CP/30	30	M4 x 16	MS516CP/30	30	M5 x 16
MS420CP/30	30	M4 x 20	MS520CP/30	30	M5 x 20
MS430CP/30	30	M4 x 30	MS525CP/30	30	M5 x 25
MS440CP/15	15	M4 x 40	MS530CP/15	15	M5 x 30
MS450CP/15	15	M4 x 50	MS540CP/15	15	M5 x 40
MS460CP/15	15	M4 x 60	MS550CP/15	15	M5 x 50
MS475CP/15	15	M4 x 75	MS575CP/15	15	M5 x 75

Machine Screws - Cheese Head Brass

Including washers & nuts. Pouches includes Nuts & Washers



Code Pouch	Qty	Size (mm)	Code Pouch	Qty	Size (mm)
BC512P/30	30	M5 x 12	BC530P/20	20	M5 x 30
BC516P/30	30	M5 x 16	BC540P/20	20	M5 x 40
BC520P/30	30	M5 x 20	BC550P/20	20	M5 x 50
BC525P/30	30	M5 x 25			

Chipboard Screws -Pozi Head



Code Pouch	Qty	Size (mm)	Code Pouch	Qty	Size (mm)
CB412P/25	25	3.0 x 12	CB850P/15	15	4.2 x 50
CB416P/25	25	3.0 x 16	CB860P/15	15	4.2 x 60
CB420P/25	25	3.0 x 20	CB870P/15	15	4.2 x 70
CB425P/25	25	3.0 x 25	CB875P/15	15	4.2 x 75
CB612P/25	25	3.5 x 12	CB1025P/15	15	5.0 x 25
CB616P/25	25	3.5 x 16	CB1030P/15	15	5.0 x 30
CB620P/25	25	3.5 x 20	CB1040P/15	15	5.0 x 40
CB625P/25	25	3.5 x 25	CB1050P/15	15	5.0 x 50
CB630P/25	25	3.5 x 30	CB1060P/15	15	5.0 x 60
CB640P/25	25	3.5 x 40	CB1070P/15	15	5.0 x 70
CB650P/25	25	3.5 x 50	CB1075P/15	15	5.0 x 75
CB813P/25	25	4.2 x 13	CB10100P/15	15	5.0 x 100
CB816P/25	25	4.2 x 16	CB1240P/15	15	5.5 x 40
CB820P/25	25	4.2 x 19	CB1250P/15	15	5.5 x 50
CB825P/25	25	4.2 x 25	CB1260P/15	15	5.5 x 60
CB830P/25	25	4.2 x 30	CB1275P/15	15	5.5 x 75
CB835P/25	25	4.2 x 35	CB1290P/15	15	5.5 x 90
CB840P/25	25	4.2 x 38	CB12100P/15	15	5.5 x 100
CB845P/25	25	4.2 x 45			

Coach Screw - Hexagon Head Zinc Plated



Code Pouch	Qty	Size (mm)	Code Pouch	Qty	Size (mm)
CS630P/10	10	6 x 30	CS860P/10	10	8 x 60
CS640P/10	10	6 x 40	CS875P/10	10	8 x 75
CS650P/10	10	6 x 50	CS890P/5	5	10 x 40
CS660P/10	10	6 x 60	CS1050P/5	5	10 x 50
CS675P/10	10	6 x 75	CS1060P/5	5	10 x 60
CS830P/10	10	8 x 30	CS1075P/5	5	10 x 75
CS840P/10	10	8 x 40	CS1090P/5	5	10 x 90
CS850P/10	10	8 x 50	CS10100P/5	5	10 x 100

Plated Hex Head Set Screws



Code Pouch	Qty	Size (mm)	Code Pouch	Qty	Size (mm)
SS520P/20	20	M5 x 20	SS890P/15	15	M8 x 90
SS620P/20	20	M6 x 20	SS8100P/15	15	M8 x 100
SS625P/20	20	M6 x 25	SS1030P/15	15	M10 x 30
SS630P/20	20	M6 x 30	SS1040P/15	15	M10 x 40
SS635P/20	20	M6 x 35	SS1050P/15	15	M10 x 50
SS640P/20	20	M6 x 40	SS1060P/15	15	M10 x 60
SS650P/20	20	M6 x 50	SS1075P/15	15	M10 x 75
SS675P/20	20	M6 x 75	SS1090P/10	10	M10 x 90
SS820P/20	20	M8 x 20	SS10100P/10	10	M10 x 100
SS825P/20	20	M8 x 25	SS1230P/10	10	M12 x 30
SS830P/20	20	M8 x 30	SS1240P/10	10	M12 x 40
SS835P/20	20	M8 x 35	SS1250P/10	10	M12 x 50
SS840P/20	20	M8 x 40	SS1260P/10	10	M12 x 60
SS850P/20	20	M8 x 50	SS1275P/10	10	M12 x 75
SS860P/15	15	M8 x 60	SS1290P/10	10	M12 x 90
SS875P/15	15	M8 x 75	SS12100P/10	10	M12 x 100

©ACDC Dynamics

NANO PROTECH - PROTECTIVE COATING



For a demonstration of the product's effectiveness scan the code

Nano Protech Electric

Code	JT-SPR-NNT-110
Working Principle	Based on new nano-zeolithe-technology with a slightly oily consistency, the coating crawls under rust & oxidation (binds them) and humidity, forming a 3D multifunctional protective barrier network at the interface. Intelligent and dynamic, the coating ensures a water repellent barrier at all times. When components are connected, the coating "opens up" and allows electronic exchange.Disconnecting components then causes the coating to "close up" over the newly exposed metal surfaces to prevent short-circuiting.
Suitable Substrates	Brass, Aluminium, Stainless Steel, Raw Iron, Zinc, etc. (Does not react with plastics, rubber, glass, varnishes, ceramics & fabrics.)
Durability	Depending on mechanical strain up to 1 year
Water Displacement	100% in 10 seconds

Applications - Generally used anywhere where moisture & humidity causes failures, applications include but are not limited to: • Electrical Cables, contacts, fuses which have not been protected or isolated against humidity • Electrical equipment & facilities of all kinds • Corrosion prone metal surfaces of all kinds such as brass, aluminium, stainless steel, raw iron, zinc, brazing solder etc. • Electrical plug points, adaptors, connectors, cellphones, laptops, TV Monitors, speakers, outdoor lighting devices • Sound equipment, cameras, measuring devices, sensors, telecommunication aerials • Automotive, marine, aeronautical electrics • Extreme Sports & Outdoor research equipment

Nano Protech - Sports, Outdoor & Adventure

NEW

Hydrophobic Super Lubricant with Anti-Carbon agents. Excellent for cars, motorbikes, bicycles & hunting equipment (rifles, knives, etc.). All purpose protection on all metal, electrical and electronics when off-road.



Code	NP-1201-SOA
Application	Easy Spray-On can
Durability	Apply 6 - 12 monthly under normal circumstances.
Spread Rate	120ml will coat +/-2M² of surface
Pack Size	1 x 120ml Aerosol Can.

Nanoprotech - Super Anti-Corrosion

NEW

Super Anti-Corrosive coating & lubricant that will penetrate existing rust, stop the corrosion process immediately and keep any metal surface protected for up to 1 year.



Code	NP-1201-AC
Application	Easy Spray-On can
Durability	Apply 6 - 12 monthly under normal circumstances.
Spread Rate	120ml will coat +/-2M² of surface
Pack Size	1 x 120ml Aerosol Can.

Nano Super Hydrophilic (Self Cleaning Agent)

NEW

Specialized Formulated product that ensures that hard surfaces like glass, concrete, roofs and structures clean themselves through Photocatalysis for a minimum of 5 years.

* Note Application Training is required to ensure that the applied surface cleans itself.



Code	NS-HP1-025
Application	Spray On (Spray gun)*
Durability	A single application will last 5 years
Spread Rate	1000ml will coat +/-26M² of surface
Pack Size	1 Litre concentrate

Aoifa Laidir Food Safe Degreaser

NEW

Aoifa Nano Food Safe Degreaser is a very powerful Alkaline based product that will remove virtually any form of organic matter from a stained surface. This product is (ZAR) Food Safe Certified making it ideal for hospitality and the food producing industry.



Code	NSDG10001
Application	Cleans Indoor and Outdoor hard surfaces
Durability	-
Spread Rate	1000ml (Diluted) will clean an area of +/-30M²
Pack Size	1 Litre

Nano Protech - Super Anti-Rain

NEW

Once applied to your Motor Vehicle's windows they will become water repellent for 3 months making it easy to clean, reducing the wear and tear on your Wiper Blades by 80%.



Code	NPSAR001
Application	Easy 5 minute 3 cloth application
Durability	Repels dirt for 3 months minimum
Spread Rate	100ml will coat the windscreen area of a motor vehicle
Pack Size	100ml

Nano Super Surface (Hydrophobic)

NEW

Protects your Boat & Car from UV as well as organic dirt build up. This product fills the micro cavities on the treated surfaces and bonds with that surface within seconds. This very simple application will last and protect the treated surface for 3 months



Code	NSS10001
Application	Spray on / Polish off
Durability	Repels dirt for 3 months minimum
Spread Rate	1000ml (Diluted) will clean an area of +/-30M²
Pack Size	1 Litre

©ACDC Dynamics

RUBBER INSULATION COMPOUNDS

Liquid Rubber

arnocanali Two component. **IP68** protection






Code	Description
GLB030	2 x 150g bottles
GLB1	2 x 500g bottles c/w measuring jug and spatula

- Fire-resistant
- Fast setting: 10mins @20˚C
- Suitable for installations up to 1kV
- Dielectric strength: 20kV/mm
- Sets even at low temperature

Rubber Paste

Two component







Code	Description
GBP050	2 x 250g tubs

- Fast curing: ± 5mins
- Remains flexible and elastic
- Non-toxic, re-accessible and mouldable
- Fire-resistant
- Application: Protection of joints Custom cable break-outs
- Sealing of junction boxes

INSULATION GELS

Insulation Gel Bottles

arnocanali Two component. **IP68** protection






Code	Description
GSB030	2 x 150g bottles
GSB1	2 x 500g bottles c/w measuring jug and spatula

- Re-accessible
- Fast setting: 10mins @20˚C
- Suitable for installations up to 1kV
- Dielectric strength: 20kV/mm
- Sets even at low temperature

Insulation Gel Kit

NEW

Two component. **IP68** protection





Code	Description
GSB030BL	1 x 300g Gel Bag for 80x80x40mm Junction Box
GSB040BL	1 x 400g Gel Bag for 100x100x60mm Junction Box

- Re-accessible
- Fast setting: 10mins @20˚C
- Suitable for installations up to 1kV
- Dielectric strength: 20kV/mm
- Sets even at low temperature

Insulation Gel Tub

Ready to use. **IP68** protection




Code	Description
GSM030	300g tub
GSM1	1kg tub

- Re-accessible & reusable
- One component ready to use
- Especially useful for vertical installations
- Totally transparent
- Excellent dialectric properties

SEALING SPRAY

WEICON





Allround Sealing Spray

Code	WS-ASS

WEICON Allround Sealing Spray is a sprayable plastic with a strong adhesion for the sealing of leaks. It has been developed especially for the sealing of the finest cracks and seams indoors and outdoors.

Allround Sealing Spray adheres to many surfaces, like stone, metal, plastic, wood, enamel, and other. The spray is overpaintable, waterproof and weather resistant. It protects metals against corrosion and is free of bitumen and silicone.

Applications

It can be used for the sealing of many different things, like gutters, sewage and drainage pipes, caravans, mobile homes, boats, roofs, windows, pool walls, pond foils, cell shafts and ventilation shafts.

©ACDC Dynamics

SOLVENTS & RELEASE AGENTS

	Rust-Shock	Rust Loosener & Contact Spray	Contact Spray & Lubricant	Alu-Grinding Protection
		- 400ml 	- 400ml 	- 400ml 
Code	**WS-RS**	**WS-RL**	**WS-CC**	**WS-AGP**
	Rust Shock is a chemical screwdriver and uses its chill effect and capillary properties to loosen threaded joints in seconds.	The six-fold function of Rust Loosener and Contact Spray makes it indispensible for repairs, maintenance and servicing. Thanks to its excellent creeping capacity, WEICON Rust Loosener and Contact Spray reaches even the smallest intermediate spaces. The 3-way spray valve makes it possible to work in any position.	Dispels moisture, prevents leakage current. WEICON Contact Spray is based on a special combination of active ingredients for the protection and care of electrical contacts and components. Keeps contacts, fuses, cable connections, etc. Free of oxidation and sulphide layers.	Effective with all abrasives, silicone-free. WEICON Alu Grinding Protection works like a cooling lubricant & separating agent during the grinding process. It lowers the temp. at the contact point and forms a silicone-free anti-adhesive layer on the abrasive material. Avoids clogging, and the pores of the grinding media remain open.

CLEANING & DEGREASING

	Contact Cleaner	Cleaner Spray S	Sealant & Adhesive Remover	TFT/ LCD Screen Cleaner
	- 500ml 	- 500ml 	- 400ml 	- 200ml 
Code	**WS-ECC**	**WS-CS**	**WS-AR**	**WS-TFT**
	Cleans and degreases electronic or mechanical components. WEICON Electro Contact Cleaner is a special cleaner for the fast and effective cleaning and degreasing of all kinds of soiled or corroded contacts. The special formula with high purity solvents removes oxide/ sulphide layers, combustion residues and resinous or sooty soiling.	Degreases and cleans all metals, glass, ceramics and most plastics. WEICON Cleaner Spray S cleans, degreases and evaporates without leaving residues. Its special valve also makes it possible to work above your head. Can be used for cleaning and degreasing before priming and painting, or before other WEICON products are applied.	Removes residues of hardened sealants and adhesives. WEICON Sealant and Adhesive Remover quickly and easily removes residues of hardened sealants and adhesives as well as lacquers and paints, even from vertical surfaces. It should not be used on sensitive plastics such as PVC, synthetics, linoleum, etc.	Cleans carefully without leaving residues. WEICON Screen Cleaner is a special cleaner for the cleaning and care of sensitive plastic and glass surfaces. It is antistatic and anti-reflective. Its antistatic effect provides a dirt and dust rejecting surface.

	Plastic Cleaner	Brake Cleaner	Multi-Foam Cleaner	Compressed-Air Spray
	- 500ml 	- 500ml 	- 400ml 	- 400ml 
Code	**WS-PC**	**WS-BC**	**WS-MFC**	**WS-CA**
	Degreases and cleans sensitive surfaces. WEICON Plastic Cleaner cleans, degreases and evaporates without leaving residues. Can be used to clean and degrease sensitive surfaces such as plastics, rubber materials or powder-coated metal parts.	Multi-purpose cleaner, especially for the automotive sector, which cleans, degreases and evaporates without leaving residues. Brake Cleaner quickly and effortlessly degreases and cleans metals, glass and many plastics. Can be used on brakes, clutches, and on engine parts.	Powerful universal cleaner for residue-free cleaning. Free of phosphates and formaldehyde and contains no corrosive or caustic substances. Multi-Foam can be used to clean the most diverse surfaces such as metal, plastic, glass, ceramic or lacquered and coated surfaces.	WEICON Compressed Air Spray can be used universally, wherever dust cannot be easily removed by conventional methods and on parts which are difficult to reach. It allows dust to be removed in a dry and contact-free manner.



Workshop Cleaner - 5 Litre

Code	WS-WC
	Free of solvents and phosphate bio-degradable. Workshop Cleaner cleans and degreases all metals, plastics, types of rubber, glass, ceramics and wood. It removes grease, oil, resin, rust, wax, nicotine, insect dirt, bitumen and tar specks.

©ACDC Dynamics

SURFACE & CORROSION PROTECTION

	Zinc Spray	Zinc Spray "Bright Grade"	Aluminium Spray A-100	Copper Spray
	- 400ml > 1050h Salt Spray Test 	- 400ml > 550h Salt Spray Test 	- 400ml 	- 400ml 
Code	WS-ZS	WS-ZSB	WS-ALU	WS-COP
	Provides a long-lasting cathodic corrosion protection to all metal surfaces. The spray forms a fast-drying, adherent protective layer of microfine zinc flakes.	Provides a longlasting cathodic corrosion protection to all metal surfaces. It has a bright colour shade matched to hot galvanization. The spray forms a fast-drying, adherent protective layer of microfine zinc flakes.	Abrasionproof, resistant to many diluted acids and lyes, as well as to atmospheric influences. It contains aluminium pigments with a purity grade of <>99.5%. Offers high grade corrosion protection for all metal surfaces.	A high-quality, weather-resistant metal spray with high adhesion power and a high copper content for protective and decorative coatings having an effective nonferrous metal character for indoor and outdoor use.

	Rust Protection 2000 Plus	Stainless Steel Spray	Corro-Protection	Hand-Protective Foam
	- 400ml > 2000h Salt Spray Test 	- 400ml 	- 400ml 	- 200ml 
Code	WS-RP	WS-SST	WS-CP	WS-HP
	A particularly corrosion and weather resistant surface coating on the basis of ferric oxide (hematite). The usage of highly-pure ferric oxide pigments in a flaky arrangement achieves permanent, weather resistant & water-repellent surface protection.	Corrosion-resistant and effective surface coating. A chemical, corrosion, and weather resistant surface coating on the basis of acrylic resin and stainless steel pigments. It is temp. resistant up to +300°C for short periods of time.	Corrosion protection of metal parts for indoor storage. WEICON Corro Protection is a transparent protective film approved by the German TÜV. It lastingly preserves tools and precision components with a dry and waxy layer.	Waterproof and provides lasting protection. WEICON Hand Protective Foam forms a grease free, invisible and waterproof protective film which prevents the most diverse types of contaminants from penetrating the skin and pores.

LUBRICATING & MULTIFUNCTIONAL OILS

	W44T Turbo-Power Spray	Silicone Spray	AT-44 Allround Spray	Bio-Cut	PTFE-Spray
	- 400ml 	- 400ml 	- 400ml 	- 400ml 	- 400ml 
Code	WS-W44	WS-SS	WS-AT44	WS-BIO	WS-PTFE
	Multifunctional oil with multiple effects. Thanks to its special formula & outstanding creeping capacity, combines corrosion protection, water displacement, lubrication, conservation & cleaning in a single product.	Sliding and release agent as well as a preservative and care product for plastic, rubber and metal.	An allround spray with PTFE & without silicon which, thanks to its special formula & very low friction coefficient, combines corrosion protection, cleaning, water displacement, lubrication & conservation in a single product.	High-purity mineral oil. A medically pure white oil containing no resins or acids which was specially developed for lubrication and care. It has excellent creeping properties and an NSF approval.	A grease-free PTFE based dry lubricant with excellent sliding properties. Adheres to all metal, plastic & wood surfaces. Its high PTFE content greatly reduces the friction coefficient. The coating repels dirt, dust & water and is resistant to oils, greases and many chemicals.

ADHESIVE LUBRICANT / GREASE

	Universal Spray-On Grease	Chain & Rope Lube Spray
	- 400ml 	- 400ml 
Code	WS-US	WS-CR
	Spray on Grease with MoS2. A high-pressure resistant & strong longterm lubricant which reduces friction & wear for prolonged periods.	A synthetic, transparent adhesive lubricant for the permanent internal & external lubrication of all types of highly stressed chains & wire ropes.

TECHNICAL SPRAYS

	Cockpit-Spray	Freeze Spray	Adhesive Spray - Extra Strong
	- 400ml 	- 400ml 	- 500ml 
Code	WS-COS	WS-FS	WS-AS
	Care product for the automotive interior. A water-rejecting care product for all plastic & rubber parts in motor vehicle interiors. The permanent invisible protective film prevents contamination & creates an easy-care, dust repelling silky shine.	Pin-pointed chilling down to -45°C. Has many uses & is suitable for fault-finding in electronics and for repair works in industrial sector.	Adhesive Spray extra strong is a special formula for strong and permanent bonds on rough and uneven surfaces. A special valve allows the adhesive quantities to be adjusted with infinite variability.

©ACDC Dynamics

ASSEMBLY PASTES & GREASE

Anti-Seize Assembly Paste

Code	WST-AS*

*Add to code:
120 - 120g tub, **450** - 450g tub, **500** - 500g Brushtop Can



Reliable protection against corrosion, seizing and cold welding.
WEICON Anti-Seize is used as a protecting, separating and lubricating agent for highly stressed parts. Ideally compatible solid contents and selected additives enable a wide range of usage.
Anti-Seize protects against corrosion, seizure and wear, stick-slip phenomena, oxidation, fretting corrosion and electrolytic reactions (cold welding).

Anti-Seize High-Tech Assembly Paste

Code	WST-HT120

120g tub



Metal-free, NSF approval. Anti Seize High-Tech is high temperature resistant, has excellent separating characteristics, is metal-free, neutral to materials and has an NSF approval.

Anti-Seize High-Tech is particularly suitable when metal containing pastes can cause electrolytic reactions, when nickel-containing products should or may not be used due to health reasons and when dark metal containing products should or may not be used for optical reasons.

All Round Lubricant Type - W



AL-W Special lubricant and corrosion protection, also for underwater applications.
Effective protection against aggressive liquids (e.g. salt water, sewage water) in maritime areas and in wet plants.

Code	WST-AL-W*

*Add to code:
400 (400g tub), **1000** (1kg tub)
5000 (5kg tub), **25000** (25kg tub)

EPOXY RESIN REPAIR STICKS



Repair Stick Steel

Code	WST-ST*

Fast cure, steel-filled, NSF approval, can be used in drinking water areas. It is particularly suited for the fast and high strength repair and bonding of metal parts and for the patching and sealing of cracks, holes, leaks and torn-out threads. The cured product can be machined.



Repair Stick Aqua

Code	WST-AQ*

For underwater applications, ceramic-filled. Ideal for quick repairs on damp and wet surfaces and for underwater applications. Can be used in sanitary and heating system construction, electrical equipment, the maritime sector and many additional industrial applications. The cured product can be machined.



Repair Stick Plastic

Code	WST-PL*

Plastic-filled, NSF approval, can be used in drinking water areas. Especially for the permanent repair of plastic components and composite materials with residual elasticity such as window and door frames, panelling and bumper bars. For the bonding of metal parts.

*Add to code: **57** = 57g stick; **115** = 115g stick



Repair Stick Wood

Code	WST-WO*

Residual elasticity, mineral-filled. For permanent repairs of wooden parts with residual elasticity and without shrinkage. For the repair of cracks and bore holes, broken out or broken off wooden parts and for the sealing of joints on windows and door frames, veneers, boards and planks, models and wooden toys.

*Add to code: **28** = 28g stick; **56** = 56g stick



Repair Stick Titanium

Code	WST-TI*

Wear resistant, titanium-filled, high temperature resistant up to +280°C (briefly up to +300°C)
It is suited for the permanent and wear resistant repair and bonding of metal parts and torn-out threads

*Add to code: **57** = 57g stick; **115** = 115g stick



Repair Stick Aluminium

Code	WST-ALU*

Non-rusting, aluminium-filled. For the quick and nonrusting repair and bonding of metal parts. For the repair of cracks, holes and leaks in car bodies, gearboxes and tanks, window frames and profiles, and boats and models.

PLASTIC METAL



Weicon plastic metal is ideal for providing fast, cost effective & durable repairs to many different types of material. These are two-component epoxy resin systems. Depending on type, the resin component is filled with either steel or aluminium powder or in some cases, a mineral filler. After mixing two components Weicon Plastic Metal hardens to a firm, metal-like material which immediately adheres to almost every kind of surface. The material does not shrink while curing. The cured material can be machined.

	Type A	Type BR	Type SF	Type UW
Code	WST-PM-A/0.5KG	WST-PM-BR/0.5KG	WST-PM-SF/0.5KG	WST-PM-UW/0.5KG
	Pasty, steel-filled, certified by DNV GL. WEICON A is particularly suitable for repairs in the maritime industry. It can be used to eliminate corrosion damage and pitting in tanks, repairs on pipes and castings, as well as the repair of cracks on housings and machine parts.	Pasty, bronze-filled WEICON BR is particularly suited for filling in blowholes and for repairing and rebuilding bronze equipment parts and castings.	Pasty, steel-filled, fast-curing, certified by DNV GL. WEICON SF is particularly suited for quick repairs and the reconditioning of leaky pipelines, housings and gears, for anchorages, and for the production of fixing devices.	Pasty, mineral-filled, hardens under water as well as on damp and wet surfaces WEICON UW is particularly suitable for repairs and reconditioning, for example on pipes, pumps, tanks and containers.

©ACDC Dynamics

ELASTIC ONE-COMPONENT ADHESIVES & SEALANTS

Flex 310 M Classic - 310ml

Code: WST-310CL-*



Suitable for universal use. WEICON Flex 310 M Classic adhesive and sealant is strong, overpaintable (wet in wet), sandable, has outstanding aging stability and good resistance to UV rays. It is resistant to freshwater and salt water and is free of silicone, isocyanate, halogens or solvents. Can be used as an adhesive in food technology. Suitable for the bonding of metals, many plastics, ceramic, wood, glass and stone.

*Add colour to code:
WH (White),
BK (Black), **G** (Grey)

Flex 310 M Super-Tack - 290ml

Code: WST-310SUP



High initial strength. WEICON Flex 310 M Super-Tack adhesive and sealant is very strong, non-corrosive, overpaintable (wet in wet), sandable, weather resistant, resistant to UV rays and is free of silicone, isocyanate, halogens or solvents. Very high initial bonding power and the fast development of adhesive strength enable bonds to be achieved even on vertical surfaces. Suitable for the bonding of metals, many plastics, ceramics, wood, glass and stone.

Aqua-Flex - 310ml

Code: WST-AF-*



Ideal for wet and moist surfaces. WEICON Aqua-Flex adhesive & sealant is strong, has outstanding ageing stability, & is resistant to weathering, UV rays, freshwater and salt water. It is free of silicone, isocyanate, halogens or solvents. Can be used as an adhesive in foodstuff technology. Suitable for the bonding of numerous materials such as metal, plastic, ceramics, wood, glass and stone.

*Add colour to code:
WH (White),
BK (Black), **G** (Grey)

Solarflex - 290ml

Code: WST-310SOL-WH



Developed for solar industry. WEICON Solar-Flex® is strong, non-corrosive, overpaintable (wet in wet), weather resistant and resistant to UV rays. It is free of silicone, isocyanate, halogens and solvents. Both the very high initial bonding power and the fast development of adhesive strength enable bonds to be achieved even on vertical surfaces.

Flex 310M Crystal - 310ml

Code: WST-310CRYSTAL



Crystal-clear curing. WEICON Flex 310 M Crystal adhesive and sealant is transparent, strong, overpaintable (wet in wet), sandable, has outstanding aging stability and good resistance to UV rays. It contains no silicone, isocyanate, halogens or solvents. Can be used as an adhesive in food technology. suitable for the bonding of glass, PC, PMMA and acrylic glass, metals, many plastics, ceramics, wood and stone.

Blackseal

Code: WST-BLS-*



Extremely resistant against oil and grease. WEICON Black-Seal adhesive and sealant is black, high-temperature resistant (+280°C), free of solvents, strong, oil resistant, grease resistant, pressure resistant, resistant to ageing and extremely elastic. Suitable for bonding and sealing in applications where particularly high oil and grease resistance is required.

*Add Tube size to code:
85 - 85ml
200 - 200ml
310 - 310ml





Counter Display Populated with Flex+Bond (Stock & Display ordered separately)



WST-FB-DISPLAY

Flex + Bond - 85ml

Code: WST-FB-*

Highly elastic and strong. WEICON Flex+bond is strong, permanently elastic, temperature resistant from -40°C to +90°C (-40°F to +194°F), weather resistant, resistant to UV rays, overpaintable (wet in wet), sandable, and resistant to ageing and salt water. It is free of silicone, isocyanate, halogens and solvents. Can be used as an adhesive in foodstuff technology, as well as bonding nearly all materials to themselves and among each other such as metal, wood, plastic, glass, and ceramics.

*Add Colour to code: **WH** (White), **BK** (Black), ***GR*** (Grey), **CL** (Clear)
DISPLAY - Counter display for 20 Tubes



Contact Adhesive

Code: WST-GMK2410-*

Permanently elastic and resistant to humidity GMK 2410 is an adhesive based on polychloroprene (CR) for the high-strength, full-surface and flexible bonding of rubber to rubber and rubber to metal. Also bonds cellular rubber (e. g. neoprene), leather, felt, insulating material, textiles, wood, and many plastics.

*Add to code: **185** (185g tube), **300** (300g can)

©ACDC Dynamics

ANAEROBIC THREAD LOCKING & SEALING

	Threadlocking		Locking of threads and stud bolts	Pipe and Flange Sealing	Retaining Cylindrical Assemblies
	- 50ml 	- 50ml 	- 50ml 	- 50ml 	- 50ml 
Code	**WSA-302-43**	**WSA-302-62**	**WSA-302-71**	**WSA-305-72**	**WSA-306-38**
	Universal thread locking. Approval for drinking water sector Higher viscosity, Medium strength, Disassembly with normal tools	Threadlocking Higher viscosity Strong, Hard to disassemble	Locking of threads and stud bolts. Medium viscosity, High strength, Hard to disassemble	Pipe and flange sealing (with PTFE) immediate sealing effect. High viscosity, Medium strength, Disassembly with normal tools	Retaining cylindrical assemblies for bearings, gear wheels and bolts, fast cure. Medium viscosity, High strength, Hard to disassemble

CYANOACRYLATE ADHESIVES (SUPER GLUE)

	Contact VA 100	Contact VA 8312	Contact VA 1500	Contact VA 2500 HT
Available Pack Sizes: **12g** & **30g**				
Code 12g	**WSA-VA100-12**	**WSA-VA8312-12**	**WSA-VA1500-12**	**WSA-VA2500-12**
Code 30g	**WSA-VA100-30**	**WSA-VA8312-30**	**WSA-VA1500-30**	**WSA-VA2500-30**
	Cyanoacrylate Adhesive for rubber and plastics medium viscosity Slightly longer curing. Universal type for the bonding of metals, plastic and rubber, both to and among each other. Ideal for the do-it-yourself area	Cyanoacrylate Adhesive for rubber and plastics, low viscosity. Very fast-curing. ISEGA-certified. Suited for the bonding of various rubber materials such as solid rubber or cellular rubber, plastics and EDPM elastomers. In combination with WEICON Contact Filler (**WST-CF**), VA 8312 is suited for the instant bonding and filling of cracks, clefts, holes and uneven surfaces.	Cyanoacrylate Adhesive for rubber and plastics, high viscosity. Slow-curing. Suited for the bonding of rubber and plastics and can also be used on absorbent and porous materials such as wood, cork, leather and ceramics.	Cyanoacrylate Adhesive for special requirements. High temp. resistant. High viscosity. Slow-curing. Residual elasticity after curing. High peel & impact resistance. Particularly suitable under changing climatic conditions. It is resistant to humidity. Suited for the bonding of the most diverse rubber materials and plastics and also for metal/ plastic joints.

SPECIAL ADHESIVES

WEICON Epoxy Adhesives are cold-curing, solvent-free two component systems with extremely strong bonding properties. They enable material bonds with high tensile and impact strength and are thus ideal for assembly, repairs and production. Bonds metals, hard plastics, fibre-reinforced materials, ceramics, glass, stone, wood, etc.



Epoxy Minute Adhesive - 24ml

Code	WST-EMA

- Viscous
- Self-leveling
- Fast curing
- Very short pot life
- Transparent



Isolation Spray

Insulating & protective varnish for sealing and insulating

Code	WS-ISS

WEICON Isolation Spray is a transparent insulating and finishing varnish based on acrylic resin. It forms a flexible and resistant layer, which shows excellent adhesion to metal, glass, plastic or wood. It is resistant to UV radiation, acids, oils and lyes.

©ACDC Dynamics

NEW

ADHESIVES

Silicones









Code	JT-SIL-BL-BW	JT-SIL-BL-SC	JT-SIL-BX-SC	JT-SIL-BX-BW
Details	Bath White Blister	Shower Clear Blister	Clear Box	White Box
Size	90ml	90ml	90ml	90ml
Qty. per box	12	12	24	24

Silicone Sealants - Cartridges









Code	JT-SIL-CT-SC	JT-SIL-CT-BW	JT-SIL-CT-ASW	JT-SIL-CT-GCL
Details	Silicone Shower Clear	Silicone Bath White	Acrylic Sealant White	Clear
Size	280ml	280ml	280ml	260ml
Qty. per box	24	24	24	24

Adhesives / Contact Adhesives









Code	JT-ADH-BL-GCL	JT-ADH-BL-GCO	JT-ADH-BX-GCO	JT-ADH-TN-GCO
Details	Clear Adhesive	Contact Adhesive Blister	Contact Adhesive Box	Contact Adhesive
Size	50ml	50ml	50ml	250ml
Qty. per box	18	18	96	24

Super Glue







Code	JT-SGL-DC	JT-SGL-BL	JT-SGL-DB
Details	Super Glue Display Card	Super Glue Single Card	Super Glue Bottle Display Box
Size	3g x 12	3g	5g x 24
Qty. per box	24 Cards	50	1

Miscellaneous Adhesives











Code	JT-ADH-CT-COR	JT-ADH-BKT1-COR	JT-ADH-BKT2-COR	JT-ADH-BX-PVCC	JT-ADH-TN-PVCC
Details	Cornice Adhesive	Cornice Adhesive	Cornice Adhesive	PVC Cement H/P	PVC Cement H/P
Size	280ml	1kg	2kg	100ml	250ml
Qty. per box	24	24	8	72	20

©ACDC Dynamics

ADHESIVES & LUBRICANTS

Foams / Sprays







Code	JT-SPR-FMF-750	JT-SPR-LB-400	JT-SPR-SIL-400
Details	PU Filler Foam	Lube Spray	Silicone Spray
Size	750ml	400ml	400ml
Qty. per box	12	12	12

TAPES

Double Sided Tape - Prepacks









Code	JT-DST-BL-AT3-1	JT-DST-BL-MN5-1	JT-DST-BL-MN8-1	JT-DST-BL-MN8-0.5
Details	Double Sided Auto Tape	Double Sided Tape	Double Sided Tape	Double Sided Tape
Size	0.8mm x 12mm x 1m	1.5mm x 18mm x 1m	3mm x 18mm x 1m	3mm x 18mm x 500
Qty. per box	12	12	12	12

Double Sided Tape - Large Rolls













Code	JT-DST-LR-NPU1-60	JT-DST-LR-NPE4-15	JT-DST-LR-NPU4-60	JT-DST-LR-NPU7-60	JT-DST-LR-NPU8-30	JT-DST-LR-NPE8-20
Details	Double Sided Tape	Double Sided Tape	Double Sided Tape	Double Sided Tape	Double Sided Tape	Double Sided Tape
Size	0.8mm x 6mm x 60m	0.8mm x 18mm x 15m	0.8mm x 18mm x 60m	1.6mm x 18mm x 60m	3mm x 18mm x 30m	3mm x 18mm x 20m
Qty. per box	1	1	1	1	1	1

Double Sided Tape HB - High Bond







Code	JT-DST-LR-HB1-33-*	JT-DST-LR-HB3-33-*	JT-DST-LR-HB2-33-*
Details	HB Red Liner Tape	HB Red Liner Tape	HB Red Liner Tape
Size	0.8mm x 6mm x 33m	0.8mm x 12mm x 33m	0.8mm x 18mm x 33m
Qty. per box	1	1	1

*Add colour to code: **C** (*Clear*) or **GR** (*Grey*)

Duct Tape





Code	JT-DT-LR-5M-*	JT-DT-LR-25M-*
Details	Duct Tape	Duct Tape
Size	48mm x 5m	48mm x 25m
Qty. per box	30	24

*Add colour to code: **WH**(*White*), **BK**(*Black*) or **SV**(*Silver*)

Masking Tape







PVC Warning Tape (Non-Stick Tape)





Warning Tape



Code	JT-MT-LR-18-40	JT-MT-LR-24-40	JT-MT-LR-48-40	JT-WT-LR-Y/BK-33	JT-WT-LR-R/WH-33	SA3561
Details	Masking Tape	Masking Tape	Masking Tape	Yellow/Black Warning Tape	Red/White Warning Tape	Skull & Cross Bones warning tape: Electrical cable buried below
Size	18mm x 40m	24mm x 40m	48mm x 40m	0.15mm x 75mm x 500m	0.15mm x 75mm x 500m	150mm x 500m
Qty. per box	48	36	24	1	1	1

©ACDC Dynamics

NEW

TAPES

	PVC Floor Tape	Anti-Slip Tape	Reflective Tape			
	Stick-On 					
Code	**JT-FT-LR-P14-*-33**	**JT-AST-LR-5M-***	**JT-RT-LR-SA48-50-***	**JT-RT-SR-SA48-10-***	**JT-RT-LR-SA48-50-HC-***	**JT-RT-SR-SA48-10-HC-***
Details	PVC Floor Tape	Anti-Slip Tape	Standard Reflective Tape Double Colour Available		Honeycomb Reflective Tape - Single Colours	
Size	0.15mm x 50mm x 33m	50mm x 18m	48mm x 50m	48mm x 10m	48mm x 50m	48mm x 10m
Qty. per box	30	1	1	1	1	1
	*Add colour to code: **WH** (*White*), **BK** (*Black*), **R** (*Red*), **GN** (*Green*), **BL** (*Blue*) or **Y** (*Yellow*). For double colour: **Y/BK** (*Yellow/Black*) or **R/WH** (*Red/White*)	*Add colour to code: **BK** (*Black*). For double colour: **Y/BK** (*Yellow/Black*)	*Add colour to code: **R**(*Red*), **A**(*Amber*), **Y**(*Yellow*), **WH** (*White*), & **GN** (*Green*) For double colour: **R/S** (*Red/Silver*) or **Y/BK** (*Yellow/Black*) **R/WH** (*Red/White*)		*Add colour to code: **R**(*Red*), **A**(*Amber*), **Y**(*Yellow*), **WH** (*White*), & **GN** (*Green*)	

NEW

PADLOCKS

Iron Padlock	Brass Padlock	Diskus Stainless Steel Padlock	Long Shackle Iron Padlock	Long Shackle Brass Padlock	Brass Insurance Padlock
					

Code	Size	Code	Size	Code	Size	Code	Size	Code	Size	Code	Size
PL-20	20mm	**BPL-20**	20mm	**MDL-70**	70mm	**PL-32-LS**	32mm	**BPL-40-LS**	40mm	**IPL-60**	60mm
PL-25	25mm	**BPL-25**	25mm			**PL-40-LS**	40mm				
PL-32	32mm	**BPL-32**	32mm								
PL-40	40mm	**BPL-40**	40mm								
PL-50	50mm	**BPL-50**	50mm								
PL-60	60mm	**BPL-63**	63mm								

NEW

SMART FINGERPRINT PADLOCK IP65

Bluetooth & Fingerprint Lock - Lock body: Zinc Alloy I Shackle Material: Steel

Code	Method	Max Users	Shackle Size	Size
PST-L3-10	Fingerprint + Bluetooth	10	9mm	53 x 86 x 24mm



Features

- Charging Voltage - 5V USB
- Standby time - full year
- High density polymer battery
- Ultra low-power fingerprint Algorithm
- Long standby time battery



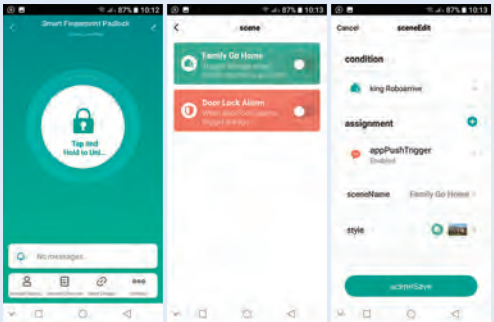

WIRING ACCESSORIES & SILUX

©ACDC Dynamics



ELECTRONICS

21

Explore our diverse range of Electronics, offering innovative solutions for various applications. Whether you're looking for high-performance components, advanced circuitry, or reliable power supplies, our electronics section has you covered. Our products are engineered to deliver exceptional performance and reliability, meeting the demands of today's technology-driven world.

APPLIANCE PLUGS & SOCKETS

Power Inlet / Outlet

Rating: 10A @250VAC					
					
Code	**JR-201-1**	**JR-201S**	**RP-22E-***	**XX-28/5**	**Y004/ST1**
Type	Male Socket 2.5A@250VAC	Male Socket 2.5A@250VAC	2.5A@250VAC, 1.5m Cable * Add Colour to Code: **BK** (Black), **WH** (White)	Male Socket 2.5A@250VAC (5 per pack)	2.5A@250VAC 1.5m Cable

Power Inlet / Outlet Plug & Sockets

Rating: 10A @ 250VAC						
						
Code	**JR-101-1F**	**JR-101**	**JR-121**	**JR-3012**	**JA-2232**	**JA-2233**
	Socket C/W 5 x 20 Fuse Holder	Male Socket Inlet	Female Socket Outlet	M/F Socket Inlet + Outlet	Plug – Female	Plug – Male

American / Euro Plugs & Sockets

					
Code	**RP-25**	**JR-141**	**JR-161**	**JR-1157**	**JR-1157R1**
Type	10A 2 Pin Male Euro Plug	Socket	Socket	Adaptor Round to Flat 230V / 110V	Adaptor Flat to Round 230V / 110V

Appliance Plugs & Sockets

			
Code	**N01A/ST2**	**YHB-3/ST3**	**YHB-3/ST1**
Type	2.5A@250VAC 1.5m Cable	10A@250VAC 1.5m Cable	2.5A@250VAC 1.5m Cable
			
Code	**RP-24E**	**AS-2208**	**SS-001***
Type	10A Plug & Socket with 2m cable	220V 3A/115V 6A Switch	2 in 1 Rocker Switch with Circuit Breaker *Add to Code: **5A**, **10A**, **15A**

©ACDC Dynamics

P.C.B. TERMINALS








Description		Plug Female	Ver. Male	Hor. Male	Strips	Plug	Terminal
Wire Size (mm)		2.5	2.5	2.5	–	1.5	2.5
Voltage	V	450	450	450	250	250	500
AMPS	A	16	16	16	10	10	16
Pin spacing (mm)		5.08	5.08	5.08	5.00	5.00	10
2 Pole		**SH-02**	**PV-02**	**PH-02**	–	**SHS-2**	**TE-2T**
3 Pole		**SH-03**	**PV-03**	**PH-03**	–	**SHS-3**	**TE-3T**
4 Pole		**SH-04**	**PV-04**	**PH-04**	–	–	**TE-4T**
5 Pole		**SH-05**	**PV-05**	**PH-05**	–	–	
6 Pole		**SH-06**	**PV-06**	**PH-06**	–	–	
7 Pole		**SH-07**	**PV-07**	**PH-07**	–	–	
8 Pole		**SH-08**	**PV-08**	**PH-08**	–	–	
10 Pole		**SH-10**	**PV-10**	**PH-10**	**PVS-10**	–	
12 Pole		**SH-12**	**PV-12**	**PH-12**	–	–	
14 Pole		**SH-14**	**PV-14**	**PH-14**	–	–	












PA-02 PA-03 MVE

Description		Vertical						
Wire Size (mm)		1.5	2.5	2.5	2.5	4.0	4.0	10.0
Voltage	V	450	450	450	750	450	750	750
AMPS	A	17.5	16	16	16	25	25	57
Pin spacing (mm)		5.00	5.00	5.08	7.5	6.35	9.52	10.16
2 Pole		**PA-02** **MVE-152**	**MVE-252**	**MV-252**	**MV-272**	**MV-462**	**MV-492**	**MV-102**
3 Pole		**PA-03** **MVE-153**	**MVE-253**	**MV-253**	**MV-273**	**MV-463**	**MV-493**	**MV-103**








Description		Horizontal		35° Angle	Vertical		
					Double Deck		Triple Deck
Wire Size (mm)		2.5	2.5	2.5	2.5	2.5	2.5
Voltage	V	450	500	450	450	450	450
AMPS	A	16	16	16	16	16	16
Pin spacing (mm)		5.08	7.5	5.08	5.08	5.08	5.08
2 Pole		**MH-252**	**MH-272**	**MI-252**	**MVD-252**	**MVDK-252**	**MVT-252**
3 Pole		**MH-253**	**MH-273**	**MI-253**	**MVD-253**	**MVDK-253**	**MVT-253**




Description		Vertical Spring	Dual Pin Terminal
Wire Size (mm)		1.0	2 x 2.5mm²
Voltage	V	250	500
AMPS	A	10	25
Pin spacing (mm)		5.00	10.00
2 Pole		**MVEM-502**	**MT-2102**
3 Pole		**MVEM-503**	**MT-2103**



CEM17




ML253-L ML253-R

DIN Rail Mount Housing - 17.5mm(W)

Code	Description
CEM17	• Width 17.5mm • Terminals not included - order separately • 4 x 3 way P.C.B mount terminal Blocks fitting 2.5mm² wire size • Dimensions (mm): 98 (L) x 17.5 (W) x 56.4 (H)
Terminals	
ML253-L	3 Way (2.5mm²) with pins to the left
ML253-R	3 Way (2.5mm²) with pins to the right

©ACDC Dynamics

CHASSIS MOUNT TERMINALS


Application


MAT-275


CMR-752 CMR-753









Code	MAT-275 (1P)	CMR-752 (2P) CMR-753 (3P)	MPT410-D-GY	MPT1010-D-GY	MPT1612-GY	MPT2515-GY
Wire Size (mm^2)	2.5	–	4.0	10.0	16.0	25.0
Volts	450V	–	450V	750V	450V	750V
Amps	25A	–	32A	57A	76A	101A
Spacing (mm)	7.5	–	10	10	12.1	15.1

ELECTRONIC COMPONENTS

(I) current = 20mA







Colour	Ultra Bright Code	mcd	Typical V	Super Bright Code	mcd	Typical V	Diffused Code	mcd	Typical V
3mm LED's									
Red	HB3B-445AOR	2800	2.00	L3-224HRC-3	120	2.40	L3-224HD	1.6	2.80
Green	HB3B-433AGCA	5500	3.50	L3-224VGC	100	2.80	L3-224GD	6	2.80
Yellow	HB3B-444FY	6500	2.00	L3-224VYC	100	2.80	L3-224YD	6	2.80
Amber	HB3B-447FA	2500	2.00	–	–	–	–	–	–
Blue	HB3B-448ABCA	2600	3.50	–	–	–	L3-224UBD-4		2.80
White	HB3B-449AWD	2400	3.60	–	–	–	–	–	–
5mm LED's									
Red	HB5-435AOR	4500	2.00	L5-333HRC-3	300	2.40	L5-333HD	300	2.80
Hi-Br-Red	AL-513TRC	10000	2.00						
Green	HB5-433AGCA	10000	3.50	L5-333VGC	120	2.80	L5-333GD	120	2.80
Yellow	HB5-434FY	4000	2.00	L5-333VYC	120	2.80	L5-333YD	120	2.80
Amber	HB5-437FA	4000	2.00	–	–	–	–	–	–
Blue	HB5-438ABCA	3500	3.50	L5-333UBC-1		2.80	L5-333UBD-4		2.80
White	HB5-439AWD	11000	3.60	L5-333UWC-2		2.80	L5-333UWW-4		2.80

8mm LED's			
Red	HB8A-436ARA	4000	1.86
Green	HB8A-433AGCA	9000	3.50
Yellow	HB8A-434FY	3600	2.00
Amber	HB8A-435FO	10000	2.00
Blue	HB8A-438CB	2000	3.50
White	AL-813W2C	5000	2.40



Rectangle LED's 2 x 5mm			
Red	L2X5-523HD	0.8	2.80
Green	L2X5-523GD	2.2	2.80
Yellow	L2X5-523YD	2.2	2.80



Flashing 5mm LED's			
Red	L5-FR	1.6	2.80
Green	L5-FG	6	2.80

10mm LED's									
Red	HB10B-436ARA	10000	1.86	–	–	–	–	–	–
Green	HB10B-433AGCA	9000	3.50	–	–	–	–	–	–
Yellow	HB10B-434FY	9000	2.00	–	–	–	–	–	–
Amber	HB10B-435FO	10000	2.00	–	–	–	–	–	–
Blue	HB10B-438CB	2000	3.50	–	–	–	–	–	–
White	AL-103W2C	5000	2.40	–	–	–	–	–	–

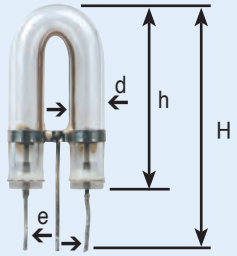

Xenon Flash Tubes

Code	Cathode Anode Voltage (V) Rated	Max	Min	Rated Power (W)	Flash Interval Times (S)	Trigger Voltage	Flash Times	Dimensions (mm) H	h	e	d
XTU2010	300	400	200	2	0.3	≥ 6	≥ $1x10^6$	40	20	10	5
XTU3210	300	400	200	2	0.3	≥ 6	≥ $1x10^6$	65	32	10	5
XTU4417	300	400	200	4	0.3	≥ 6	≥ $1x10^6$	75	44	17	6
XTU4427	400	500	200	6	0.3	≥ 6	≥ $1x10^6$	75	44	27	6

©ACDC Dynamics

MINIATURE SWITCHES



Solder Tag/Panel Mount

SPDT 2A @ 250VAC

Code	Switching Position		
8013-M1	ON	–	ON
8014-M1	ON	OFF	ON
8013A-M1	ON	–	[ON]

PCB Mount

SPDT 2A @ 250VAC

Code	Switching Position		
8013-M2	ON	–	ON
8014-M2	ON	OFF	ON
8013A-M2	ON	–	[ON]



DPDT 2A @ 250VAC

Code	Switching Position		
8011-M1	ON	–	ON
8012-M1	ON	OFF	ON
8011A-M1	ON	–	[ON]

DPDT 2A @ 250VAC

Code	Switching Position		
8011-M2	ON	–	ON
8012-M2	ON	OFF	ON
8011A-M2	ON	–	[ON]



3PDT 2A @ 250VAC

Code	Switching Position		
T8301-M1	ON	–	ON

4PDT 2A @ 250VAC

Code	Switching Position		
T8401-M1	ON	–	ON



SPDT 1.5A @ 250VAC

Code	Switching Position		
TS-6-M2	ON	–	ON
TS-6A-M2	ON	OFF	ON
TS-6B-M2	ON	–	[ON]



Code	Switching Position		
TS-13C-M1	ON	–	ON
TS-14C-M1	ON	OFF	ON

Code	Switching Position		
TS-13C-M2	ON	–	ON
TS-14C-M2	ON	OFF	ON

HEATSINKS – BLACK ANODISED ALUMINIUM















Code	35S1	35S2	28S1	BK-T220-37-03	BK-T220-42-02	BK-T220-66-01	BK-T330-1
Thermal Resistance	20kW	20kW	25kW	30kW	20kW	18kW	20kW

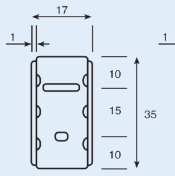

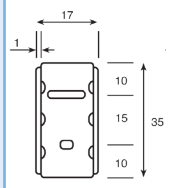

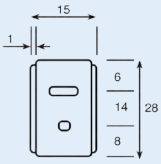

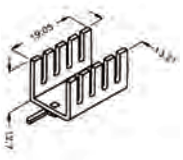

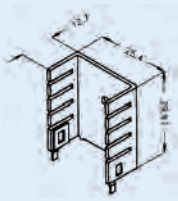

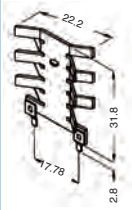

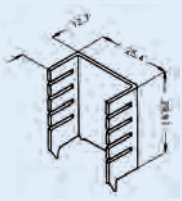











Code	BK-T220-52-02	BK-T220-60-3	BK-ALU-19-1	BK-T220-01-45 BK-T220-01-51	HS-007
Thermal Resistance	14kW	18kW	20kW	45m – 10kW 51m – 9kW	6kW

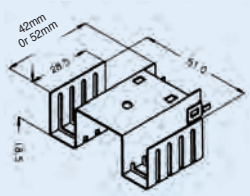

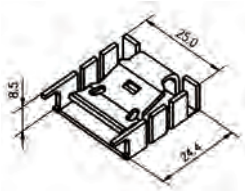

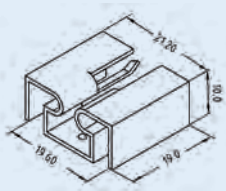

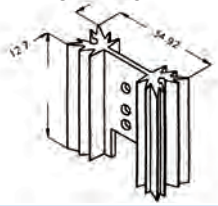

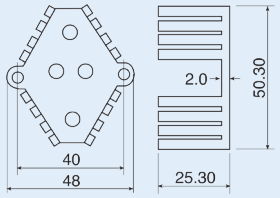

©ACDC Dynamics

POTENTIOMETERS

Multi Turn – 25 Turns – P.C.B. Mount

• Resistance tolerance ±10% • Cermet/Industrial sealed



Code	3296W-*	3296X-*	3296Y-*	3296Z-*	3006P-*

Single Turn – P.C.B. Mount



Code	3323P-*	3386H-*

*Add to Code the resistance value: **100Ω**, **200Ω**, **500Ω**, **1K**, **2K**, **5K**, **10K**, **20K**, **50K**, **100K**, **200K**, **1M**, **2M**

	Potentiometers		Wirewound	Multi Turn	Potentiometer
	Panel Mount	P.C.B. Mount	Panel Mount 5W, 1 Turn	Panel Mount 2W	For shaft fitting
					
Code	12mm Ø **12M1HGB-A-*** 16mm Ø **16M1HB-A***	**12M1HGB-B*** –	**WW24M1HB-A-***	**WXD3590-***	**PNZ15EAU-***
	• Power Rating: 1K-5K (0.08W) • Resistance Tolerance: 20% • Rotating Angle: 300° • 6mm Steel Shaft 20mm long • 12mm Ø body for **12M1HGB-A** • 16mm Ø body for **16M1HB-A** *Add resistance value: **500Ω**, **1K**, **2K**, **5K**, **10K**, **20K**, **50K**, **100K**, **500K**, **1M**		• Power Rating: 5W • Resistance Tolerance: 20% • Rotating Angle: 300° • 6mm Steel Shaft, 20mm long • 24mm Ø body *Add resistance value: **500Ω**, **1K**, **2K**, **5K**	• Power Rating: 2W max. 500V • Resistance Tolerance: 5% • Multi turn • 6mm Plastic Shaft • Operating Temp. -55°C to 125°C • 22mm Ø body *Add resistance value: **100Ω**, **500Ω**, **1K**, **2K**, **5K**, **10K**, **20K**, **50K**, **100K**	• Power Rating: 0.25Wlin; 0.12W no lin • Tolerance: ≤1MΩ±20%; >1MΩ±30% • Rotating Angle: 265° ± 5° *Add resistance value: **100Ω**, **200Ω**, **500Ω**, **1K**, **2K**, **5K**, **10K**, **22K**, **50K**, **100K**, **200K**, **470K**, **1M**

CONTROL KNOBS

	Shaft hole: 6.4mm Ø			15 Turn
				
Code	**JK-905-***	**JK-901D**	**JK-902B**	**H-506**
	*Add colour Cap: **R, Y, B, G** e.g. JK-905-B	Outside Ø: 19.8mm	Outside Ø: 24mm	Outside Ø: 22mm

TERMINAL POSTS

	Pack of 5	Pack of 10	Pack of 10	Pack of 10	1 set: Black & Red	1 set: Black & Red	1 set: Black & Red
							
Code	**SP1301-*/5**	**SP1300-*/10**	**SP1302-*/10**	**SP1303-*/10**	**FN07-BK/R**	**FN08-BK/R**	**FN09-BK/R**
Amps (A)	16A	16A	16A	16A	80A	150A	200A
Bolt size	Solder tag	4mm	4mm	4mm	6mm	8mm	10mm
Accepts Banana Plug	Yes 4mm	Yes 4mm	Yes 4mm	Yes 4mm	–	–	–
Hole sizes	10mm	8mm	10mm	10mm	10mm	14mm	16mm
*Add colour to code	● BK, ● B, ● G, ● R, ○ W	● BK, ● R, ● G	● BK, ● R, ● G	● BK, ● B, ● G, ● R, ○ W	–	–	–

©ACDC Dynamics

ELECTRONIC COMPONENTS



WB104 DB406 DB606

Bridge Rectifiers

Code	Description	Code	Description
WB104	1Amp 400V	DB2506	25Amp 600V
DB406	4Amp 600V	DB3506	35Amp 600V
DB606	6Amp 600V	DB5006	50Amp 600V



DB2506 DB5006
DB3506



16-85A



130-200A

Diodes – Stud Type

Amps	Max Voltage	Cathode to Stud	Anode to Stud
16A	1200V	**16F120**	**16FR120**
25A	1200V	**25F120**	**25FR120**
70A	800V	**70HF080** (M6)	**70HFR080** (M6)
70A	800V	**70HF080-8** (M8)	**70HFR080-8** (M8)
70A	1200V	**70HF120**	**70HFR120**
85A	800V	**85HF080**	**85HFR080**
130A	1200V	**130HF120**	**130HFR120**
150A	800V	**45L080**	**45LR080**
250A	800V	**70L080**	**70LR080**

Diodes – Lead Type

Code	Description
IN4007	1Amp 1000V
IN5408	3Amp 1000V

IN4007



IN5408



Single Phase



3 Phase



Bridge Rectifiers

Single Phase Code	Amps	Volts VRRM	Volts VRSM	3 Phase Code
–	35A	1200	1320	**MDS 35/12**
MDQ 50/12	50A	1200	1320	**MDS 50/12**
MDQ 100/12	100A	1200	1320	**MDS 100/12**
MDQ 135/12	135A	1200	1320	**MDS 135/12**
MDQ 160/12	160A	1200	1320	**MDS 160/12**
–	200A	1200	1320	**MDS 200/12**

CLAMPS & TEST LEADS







/R /BK



Type	Battery Clamps		Battery Clamp Sets		Alligator Clips		2 x 5 Colour Leads
Code	**SP1231-BK/R**(20A) **SP1232-BK/R**(50A)	**SP1221-BK/R** 100A	**SP51200S** 200A	**SP51400B** 400A	**SP1226-BK/R**	**SP1212-BK/R**(10A) **SP1214-BK/R**(30A)	**SP1236**
	20A, L = 81mm 50A, L = 95mm	100A, L = 155mm	L = 135mm	L = 175mm	L = 47mm	10A, L = 53mm 30A, L = 70mm	Double ended, 400mm

DIP SWITCHES



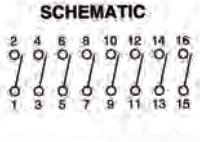

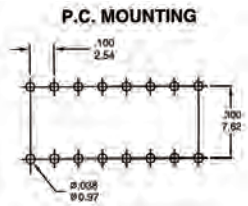

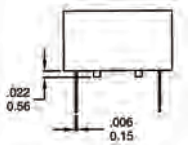

Code	DS-N-*-R

*Add No of way: **02, 03, 04, 05, 06, 07, 08, 09, 10** or **12**



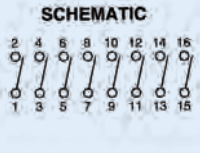

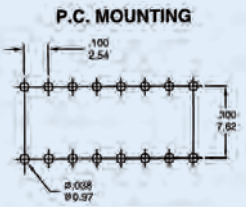

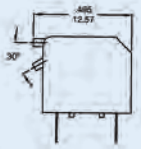

Code	DP-L-*-R

*Add No of way: **02, 03, 04, 05, 06, 07, 08, 09, 10** or **12**

©ACDC Dynamics

SOCKETS, PLUGS & CONNECTORS

Cable Connectors



Male Female

Chassis Mount Connectors



Male Female

Connectors - Not to be used as Inline Connector. For Inline see page 616-617.

No. of Poles	Amps	Volts	Chassis Mount Connector		Cable Connector	
			Male	Female	Male	Female
2 Pole	8A	250V	**PX041202P**	**PX041202S**	**PX041002P**	**PX041002S**
3 Pole	8A	250V	**PX041203P**	**PX041203S**	**PX041003P**	**PX041003S**
4 Pole	5A	125V	**PX041204P**	**PX041204S**	**PX041004P**	**PX041004S**
6 Pole	5A	125V	**PX041206P**	**PX041206S**	**PX041006P**	**PX041006S**
8 Pole	5A	125V	**PX041208P**	**PX041208S**	**PX041008P**	**PX041008S**
10 Pole	1A	50V	**PX041210P**	**PX041210S**	**PX041010P**	**PX041010S**
12 Pole	1A	50V	**PX041212P**	**PX041212S**	**PX041012P**	**PX041012S**

- Material: Polyamide
- Operating Temp: -40°C to 80°C
- Contacts: Copper Alloy, Gold Plated
- **IP68**



Sealing Caps

Code	Description
PX0480	Sealing cap for **PX0412**
PX0481	Sealing cap for **PX0410**



Contact Insertion Tool

Code	Description
SA13027	Tool for 1A Pins
SA13027/1	Tool for 5A Pins
SA13027/2	Tool for 8A Pins

Cannon Plugs & Sockets













Code	CP08-005	CP08-007	CP08-02802	CP08-02801	CP08-033-*	CPWW08-034-*
Type	3 Pin Female Plug	3 Pin Male Plug	Flange Mount Socket	Flange Mount Female Socket	Female Plug	Panel Mount Male Socket

*Add number of pins to code: **2, 3, 4, 5, 6, 7, 8**

Car Lighter Plugs & Sockets













Code	CLP-13-001	CLP-13-004	CLS-13-008	CLS-13-061	06-026	14-0040/5
	Cigarette Lighter Plug without fuse	Cigarette Lighter Plug with 5A fuse & LED	Cigarette Lighter Socket - Cable Connect	Cigarette Lighter Socket - Panel Mount	4 Pole Speaker Terminal Board 19 x 63mm	9V Battery Clip (Pack of 5)

Battery Holder Open 150mm Tails







Qty	2 Battery	Code	3 Battery	Code	4 Battery	Code
Type	AA	**14-0010A**	AA	**14-0014A**	AA	**14-0017A**
	AAA	**14-0027A**	AAA	**14-0028A**	AAA	**14-0029A**

Battery Holder Open with Lid 150mm Tails







Qty	2 Battery	Code	3 Battery	Code	4 Battery	Code
Type	AA	**14-0034A**	AA	**14-0035A**	AA	**14-0036A**
	AAA	**14-0037A**	AAA	**14-0038A**	AAA	**14-0039A**

©ACDC Dynamics



ENCLOSURES & FITTINGS

22

Designed to provide maximum protection in a variety of environments, our enclosures ensure the safety and longevity of your electrical and electronic components. Coupled with our high-quality fittings, they offer a comprehensive solution for secure and efficient installations.

PERANO ENCLOSURE FITTINGS

Panel Lock ■ key



Dia.	Depth[T]	Code 6mm	Code 8mm
16	25-32	**16-1401-***	–
16	39-44	**16-1531-***	–
20	23-28	**20-1351-***	–
20	41-49	**20-1531-***	**20-1602-01**

Panel Lock 8mm ▲ key



Depth[T]	Code
–	–
–	–
23-32	**20-1373-***
41-44	**20-1603-***

Handwheel Panel Lock



Depth[T]	Code
–	–
–	–
19-26	**20-6331-***
42-49	**20-6561-***

Coin Slot Panel Lock



Dia.	Depth[T]	Code
8	13-28	**8-5271-***
8	23-38	**8-5371-***
	Black Polyamide head	

Padlockable Panel Lock 6mm ■ key



Dia.	Depth[T]	Code
16	25-32	**16-3401-***
16	39-44	**16-3531-***

*Add Tongue required: **01, 02, 03, 05, 06.** [T]Depth will depend on type of tongue used

Lever Locks

Padlockable Lever Lock

● Mild Steel Lever, die-cast body
○ Die-cast Body & Lever



Dia.	Depth[T]	Code
○ 16	30-42	**16-4431-***
○ 16	48-65	**16-4611-***
● 16	30-47	**16-4432-***
● 16	48-65	**16-4612-***



B-24B02

Dia.	Depth	Locking Facility	Code
17mm	28.5-32mm	3	**B-24B02**

Heavy duty steel padlockable Lever Lock



Dia.	Depth	Code
30.5	45	**101-0175**

Mini Lever Lock



Dia.	Depth[T]	Code
20	19-26	**20-7331-***
20	42-49	**20-7561-***

Wing Nut Padlockable



Dia.	Depth	Code
24	23-27	**24-4421-***

*Add Tongue required: **01, 02, 03, 05, 06.** [T]Depth will depend on type of tongue used

Panel Lock IP65



6mm ■ key



25-65-401



25-65-402



25-65-403



25-65-404-*

Dia.	Depth	Code
25	20	**25-5201-04MS**
25	25	**25-5251-04MS**
25	28	**25-5281-04MS**

Dia.	Depth[T]	Key	Body	Code
25	25-41	6mm ■ square key	Plastic	**25-65-401-***
25	25-41	8mm ■ square key	Die Cast	**25-65-402-***
25	25-41	8mm ▲ triangular key	Die Cast	**25-65-403-***
25	25-41	8.3mm ⬬ DIN key	Die Cast	**25-65-404-***

*Add Tongue required: **01, 02, 03, 05, 06.** [T]Depth will depend on type of tongue used



B-26311



B-2601A



B-26011

Dia.	Depth	Key	Code
25mm	23mm	6mm	**B-26311**
25mm	20mm	6mm	**B-2601A**
25mm	23mm	6mm	**B-26011**

Double action: key lockable 6mm ■drive



Dia.	Depth[T]	Code
20.5	40-47	**20-8521-***

*Add Tongue required: **01, 02, 03, 05, 06.**
[T]Depth will depend on type of tongue used

Tongues & Parts of Locks

Tongues

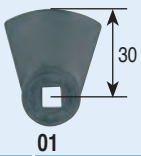

01

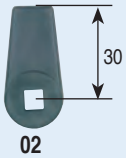

02

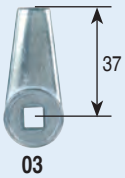

03

Spare Code	Tongues
01/T	Polyamide
02/T	Polyamide
03/T	Zinc
05/T-P	Polyamide
05/T-Z	Zinc
06/T	Steel



05/T-P



05/T-Z



06

©ACDC Dynamics

PERANO ENCLOSURE FITTINGS



Hinges - Black Powder Coated

Fixing	Hinge Length	Code
1 x M5 bolt	30mm	101-0071
2 x M5 bolts	50mm	101-0073
4 x M5 bolts	70mm	101-0075
1 x M6 stud	36mm	101-0180
2 x M5 studs	60mm	101-0126
2 x M6 studs	75mm	101-0125
4 x M6 studs	T-Hinge 50mm	101-0182
4 x M6 studs	T-Hinge 104mm	101-0145
4 x M6 studs	Butt Hinge	101-0168
4 x M8 bolts	100mm Brass Hinge	101-0176

Hinges - Mild Steel Body - Brass hinge pin

44mm x 9.5Ø	Pin type	101-0076
75mm x 9.5Ø	Pin type	101-0077
57mm x 12Ø	Concealed hinge	101-0127
5mmØ	Spring activated hinge	101-0122

Hinges - Stainless Steel

4 x M4 Ø	43 x 25mm	HG-01
4 x M4 Ø	32 x 25mm	HG-02

Padlockable or Key Swing Handles



Dia.	Description	Code
20.5mm	Lockable Swing Handle Die Cast	101-1108
20.5mm	Lockable Swing Handle Stainless Steel	101-1109
20.5mm	Key Operated Swing Handle Die Cast	101-1107

Lockable swing handles suitable for use with 3-point locking rod sets, see below for rod sets.



Code	Description
MS825B	Lockable Swing Handle
MS825	Key Operated Swing Handle
MS825-A	2 x 1m Locking Rods

Can be cut to required length by end user

Kit Includes	Code
2 x rods	–
2 x rod end tips	100-0111
2 x rod guide	100-0114
1 x double lever plate c/w set of fasteners	100-0136



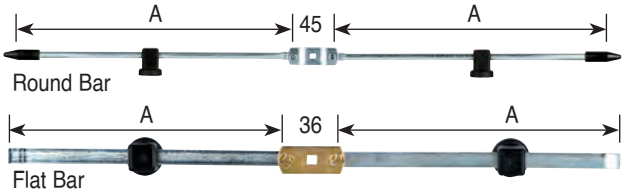

3 Point Square Drive Lock System

For use with all combinations of locks and tongues.

Length 'A'	Kit Code Round Bar	Length 'A'	Kit Code Flat Bar
200mm	101-0130	203mm	101-0110
320mm	101-0131	253mm	101-0111
450mm	101-0132	303mm	101-0112
520mm	101-0133	353mm	101-0113
720mm	101-0134	450mm	101-0114
1000mm	101-0135	553mm	-

Tongue to convert Locking System

Code	Description
08/T	Tongue to convert 2 way locking system to a 3 way lock system

©ACDC Dynamics

ENCLOSURE FITTINGS



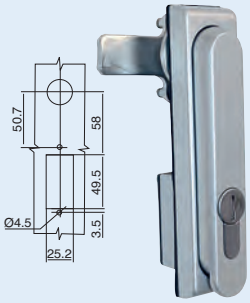



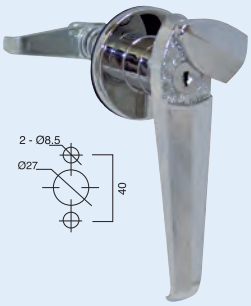

Padlockable

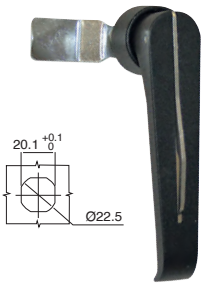

Code	MS316	MS863	MS306-2-1	MS807-1	MS842
Cutout	Ø22.5mm	29 x 140mm	Ø22.5mm	Ø27mm	20 x Ø22.5mm
Depth	–	31mm	15.5mm	45-58mm	19mm
Spare Keys	**K28**	**K14**	**K0200**	**K05**	Padlockable
Handle Length	100mm	142mm	130mm	148mm	115mm
Material	Zinc Alloy	Zinc Alloy	Zinc Alloy	Zinc Alloy	Zinc Alloy
Finish	Chrome Plated	Grey Chrome Plated	Bright Chrome Plated	Bright Chrome Plated	Black Powder Coated









Padlockable



Code	MS101-1-1	MS705-3U	MS705-3E	MS714-2	MS714-3
Cutout	Ø22.5mm	Ø22.5mm	Ø22.5mm	Ø22.5mm	Ø22.5mm
Depth	20mm	18mm	18mm	25mm	25mm
Spare Keys	**K333**	**–**	**K14**	**–**	**–**
Handle Length	78mm	60mm	Ø27mm	40mm	50mm
Material	Zinc Alloy	Zinc Alloy	Zinc Alloy	Zinc Alloy	Zinc Alloy
Finish	Black Powder Coated	Black Powder Coated	Black Powder Coated	Black Powder Coated	Black Powder Coated





6mm key



Stainless Steel Hinges



Length: 82mm



Length: 90mm

Code	MS811-4	MS815-2	MS845-1	CL204-3A	CL204-3S
Cutout	Ø14.5mm	Ø16.5mm	Ø16.5mm	4 x M6	4 x M6
Depth	10-17mm	13mm	13.5mm	–	–
Spare Keys	–	**K17**	**KEY-P6**	–	–
Handle Length	20.7Ømm	30mm	Ø20mm	–	–
Material	Zinc Alloy	Zinc Alloy	Zinc Alloy	Stainless Steel	Stainless Steel
Finish	–	Black Powder Coated	Black Powder Coated	Mirror Polish	Satin Finish

©ACDC Dynamics

ENCLOSURE FITTINGS



Code Label Holder	Code Laser Engraved Label*	Label Size	Holder Size
B-11010E	LABEL B-11010E	125 x 25mm	138 x 31mm
B-11014E	LABEL B-11014E	76 x 12.5mm	88 x 19mm

*Black lettering on white, specify with order



Plastic Spring Lock

Code	Description
MS7331-1-BK	Spring lock 28.2 x 39.5mm. Black.
MS7331-1-W	Spring lock 28.2 x 39.5mm. White.

Key Lock



Code	Dia.	Depth
101-0106-20-*	20.5	20
101-0106-30-*	20.5	30
C1091-*	12	16

***S** - All locks to have same key
***D** - All locks to have different keys

Knurled Hand-Wheel



Code	Hole Dia.	Wheel Dia.
KHW5	5mm	20mm
KHW6	6mm	24mm

Handwheel Screw Fastener



Code	Thread Length	Thread Dia.	Wheel Dia.
HSF6-16	10mm	6mm	24mm
HSF6-30	30mm	6mm	24mm
HSF8-30	30mm	8mm	30mm

NEW **Multi-Function Panel Key**



Code	WAGO-SQ-10-IN-1

8 + 2 Different Locks in One Key



101-0120-G



101-0120-B



Handles

Code	L x H x Ø (mm)	Material
101-0041	50 x 30 x 6	Steel
101-0042	75 x 30 x 6	Steel
101-0043	100 x 40 x 10	Steel
101-0044	115 x 46 x 12	Steel
101-0045	200 x 60 x 12	Steel
101-0120-G	50 x 116	Grey Plastic
101-0120-B	50 x 116	Black Plastic

PANEL KEYS













Code	KEY-P6	61-12-2	82-135-1	83-135-1	9-414-1	KEY-P4	KEY-P5
Material	Polycarbonate	Die Cast	Die Cast	Die Cast	Die Cast	Die Cast	Die Cast
Size	■ 6mm	■ 6mm	■ 8mm	▲ 8mm	⬲ 8.8mm	■ 6mm ■ 8mm	▲ 6mm ▲ 8mm
Key	Square	Square	Square	Triangular	Din	⬲ 8.8mm Din ▲ 8mm	⬲ 8.8mm Din ■ 8mm

ELECTRICAL RISK LOCKOUTS



SAFETYLOC

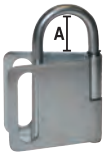

SAFETYLOC-3



SAFETYLOC-6

Electrical Risk Lockout - Safety Lock

Code	No. of Locks	Size (mm)	Jaws
SAFETYLOC	Accepts 6 padlocks	150L x 70W x 35W	30x50 + 20x25mm (Internal)
Long lasting: 3mm galvanised mild steel with stainless steel rivet			
SAFETYLOC-3	Accepts 3 padlocks	Ø8 Clasp	A = 40mm
SAFETYLOC-6	Accepts 3 padlocks	Ø8 Clasp	A = 65mm

Lockout / tagout is a planned safety procedure that involves turning off energy supplies to equipment and machinery whilst maintenance work or repairs are carried out.

©ACDC Dynamics

ELECTRICAL RISK LOCKOUTS



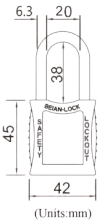



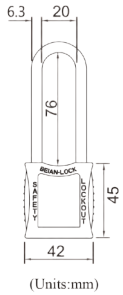

Engineered Plastic Safety Padlock - as used in the Chemical, Oil Refinery and the Electrical Industry

Code	Description
BAN-201-*	Short Steel Shackle Safety Padlock
BAN-201L-*	Long Steel Shackle Safety Padlock
NEW BAN-201L-KA-O	Long Steel Shackle Safety Padlock 76mm Orange Key Alike

* Add colour to code: ● Red (**R**), ● Orange (**O**), ● Yellow (**Y**), ● Green (**GR**), ● Blue (**B**), ● Black (**BK**), ○ White (**WH**), ● Purple (**P**)

- Lightweight
- Durable, insulated Xenoy® material Lock Body.
- Brass Cylinder prevents friction sparking
- Zinc Plated Steel Lock Shackle
- Locks are supplied Keyed Different. **1 Key supplied with each Padlock**
- **Key can only be removed after Padlock is locked**
- Customised Key options are available on request
  - keyed alike, master + keyed alike / different



Sparkproof Hasp Lock - Lockout Device

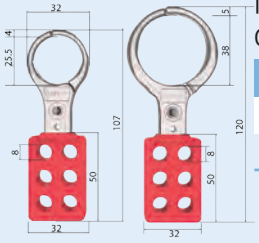

Ideal for hazardous areas, suitable for use in the Chemical, Military and the Electrical Industry.

Code	Description
BAN-K11	Hasp 1" (25mm) Diameter
BAN-K12	Hasp 1.5" (38mm) Diameter

- Zinc Aluminium Alloy - Chrome Plated
- Bright Red Vinyl resin insulation Layer
- Max. Shackle diameter 8.0mm (up to 6 Locks)



Steel Hasp Lock - Lockout Device

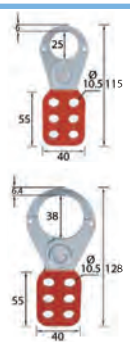

Use on Switch or Fuse boxes. Made from hardened Steel.

Code	Description
BAN-K01	Hasp Diameter 1" (25mm)
BAN-K02	Hasp Diameter 1.5" (38mm)

- Hardened Steel - Corrosion Resistant Plating
- Bright Red Vinyl resin insulation Layer
- Max. Shackle diameter 9.5mm (up to 6 Locks)

10 Hole Aluminium Hasp



Where more workers are on concurrent maintenance

Code	Description
BAN-K64-*	10 Holes Hasp Lock

* Add colour: ● Red (**R**), ● Yellow (**Y**), ● Blue (**B**)
- High Quality Anodised Aluminium
- Available in 3 different colours
- Max. Shackle diameter 8.0mm (up to 10 Locks)

Non-Conductive Nylon Hasps





For use in extreme or hazardous environments

Code	Description
BAN-K44	Nylon Hasp Ø3mm Shackle
BAN-K45	Nylon Hasp Ø6mm Shackle

- Nylon Plus Xenoy® material on Lock Body
- High Chemical Resistance
- Max. Shackle Ø: 7mm (up to 4 Locks)

Non-Conductive Nylon Hasps

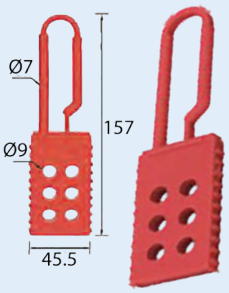

For use in extreme or hazardous environments

Code	Description
BAN-K41	7mm Shackle Non Conductive Nylon Hasp Lock

- Entire Lock made from industrial Nylon
- High Chemical Resistance
- Max. Shackle Ø: 8.0mm (up to 6 Locks)





Non-Conductive Nylon Hasps

For use in Confined spaces

Code	Description
BAN-K48	3mm Shackle Non Conductive Nylon Hasp Lock

- Entire Lock made from industrial Nylon
- High Chemical Resistance
- Max. Shackle Ø: 8.0mm (up to 3 Locks)

Miniature Circuit Breaker Lockouts





Nylon MCB Lockout Devices can be used with other locks for MCB's, RCBo's & RCCB's in the ON or OFF position

Code	Description
BAN-D01	1M MCB Lockout for toggle hole - Pin-Out
BAN-D02	1M MCB Lockout for toggle hole - Pin-In
BAN-D03	MCB Lockout for Multipole Breaker - Tie-Bar
BAN-D04	1.5M MCB Lockout for Toggle Hole - Pin Out
BAN-D88*	MCB, RCBO & RCCB Lockout for Toggle Hole - Pin Out

* Add colour: ● Red (**R**), ● Yellow (**Y**)

Multi-Industrial Plug Lockout



Prevents male industrial Plugs from being connected to the supply. Effectively isolates the Plug.

Code	Description
BAN-D46	16-125A Industrial Plug Lockout

Will prevent Couplers from interconnection. Insert the Lockout onto the Socket in the right position, then use the Hasp and/or Padlock to lockout.

- Max. Shackle Ø: 7.0mm

©ACDC Dynamics

ELECTRICAL RISK LOCKOUTS

Front Back



BAN-P01

Front Back



BAN-P04

Safety Tags

Code	Description	Size (mm)
BAN-P01	PVC Write-on lockout labels	W80 x H148 x D0.42
BAN-P04	PVC Write-on lockout labels	W75 x H145 x D0.42

Custom Designs available on request.

BRADY WHEN PERFORMANCE MATTERS MOST™



B090848 - PIN-IN



B090851 - PIN-OUT



B090854 - TIE-BAR

Electrical Risk Lockout - For MCB's

Code	Description	Colour	Max. Shackle Ø
B090848	MCB Lockout Pin-In-Standard	Black & Red	7.0mm
B090851	MCB Lockout Pin-Out-Wide	Black & Red	7.0mm
B090854	MCB Lockout Tie Bar	Black & Red	7.0mm

BRADY WHEN PERFORMANCE MATTERS MOST™



B090891



B065321

Electrical Risk Lockout - MCCB's

Code	Description	Max. Switch Width	Max. Shackle Ø
B090891	MCCB Lockout Kit c/w small Red & Green Bar	150mm	6.5mm
B065321	MCCB Lockout Device	57.5mm	7.0mm

- Self adhesive backed rails are permanently installed onto an electrical panel simply clean panel surface and adhere - no drilling required!
- Oversized 480-600V Lockout, Fits Breakers up to 63.50mm wide by 22.2mm thick.

BRADY WHEN PERFORMANCE MATTERS MOST™



B130820
B130821



B130819



B104603



Electrical Risk Lockout - Pushbuttons

Code	Description
B104603	Pushbutton Safety Cover-IEC 58.9mm
B130819	Pushbutton Lockout Device Small for 16mm Pushbutton
B130820	Pushbutton Lockout Device Medium for 22m Pushbutton
B130821	Pushbutton Lockout Device Large for 30mm Pushbutton

BRADY WHEN PERFORMANCE MATTERS MOST™



B800121



B050989



B050990



B050991

Electrical Risk Lockout - Lock Boards Kits

Code	Description
B050989	5 - Lock Board Kit c/w Padlocks & Tags
B050990	10 - Lock Board Kit c/w Padlocks & Tags
B050991	20 - Lock Board Kit c/w Padlocks & Tags
B800121	24 - Pad Lock Station only (Order Locks Separately)
NEW B051339	Safety Padlock Red - Keyed Different
NEW B051353	Safety Padlock Black - Keyed Different
NEW B051347	Safety Padlock Orange - Keyed Different
NEW B051344	Safety Padlock Blue - Keyed Different

BRADY WHEN PERFORMANCE MATTERS MOST™



Safety Lockout - Up to Six Locks

Code	Description
B805840	• Vinyl coated high tensile steel Shackle Ø9.5mm • Size: 114 x 40 x 10mm • Shackle Width: 25mm • 6 x Locks can be applied

BRADY WHEN PERFORMANCE MATTERS MOST™



Labels for Safety Padlock

Code	Description	Material	Pack
B51379	Danger Locked Out	Vinyl	6

- Safety padlock labels helps send a clear message to workers when a machine is down for service or maintenance.
- Labels are designed to fit Brandy SafetyPadlocks.

Lockout / tagout is a planned safety procedure that involves turning off energy supplies to equipment and machinery whilst maintenance work or repairs are carried out.

©ACDC Dynamics

ACCESSORIES



JRQ250



JRQ15 - JRQ75

Panel Heaters - DIN Rail Mounting - for Prevention of Condensation in Panels

Code	Heating Capacity	Size H x W x D	Code	Heating Capacity	Size H x W x D
JRQ15	15W	109 x 70 x 60mm	JRQ100	100W	184 x 70 x 60mm
JRQ30	30W	109 x 70 x 60mm	JRQ150	150W	264 x 70 x 60mm
JRQ45	45W	109 x 70 x 60mm	JRQ250	250W	182 x 85 x 85mm
JRQ60	60W	184 x 70 x 60mm	JRQ400	350W	222 x 85 x 85mm
JRQ75	75W	184 x 70 x 60mm			

- Supply voltage: 120 - 250V AC/DC.
- Heating elements with built in thermal protection.

* **JRQ250 - JRQ400** have high performance axial fan for air circulation.



JWT6011R



JWT6011F

Thermostats for use in Enclosures

Code	Contacts	Applications
JWT6011R	NC 10A@250VAC	Thermostat for heaters
JWT6011F	NO 10A@250VAC	Thermostat for fans & heat exchangers or for signal device

- DIN rail mounting
- Large setting range
- Compact
- Easy to mount



Laser Engraved Labels - To your order

Code	Description
LABELS	Custom Laser Engraved Label per sq cm
LABELS AD	Custom Laser Engraved Label per sq cm - with adhesive backing

1.6mm Laser Laminate - black lettering on white or brushed aluminium, white lettering on red or green



LB-BOOKLET

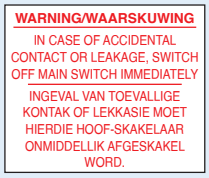



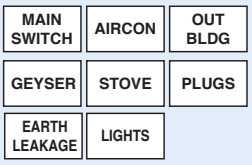

Distribution Board Marking Label Booklet

Code	LB-BOOKLET		
Includes the following:			
18 x Large warning label	11 x "Welding Plug"	21 x "Main Switch"	
11 x "Bell"	14 x "Aircon"	11 x "Jacuzzi"	
14 x "Out Building"	11 x "Shaver"	28 x "Geyser"	
11 x "Pool"	28 x "Stove"	11 x "Timer"	
21 x "Earth Leakage"	11 x "Mix Circuit"	84 x "Lights"	
11 x "DED Circuit"	154 x "Plugs"	11 x "Sub DB"	
21 x "Triangle" "⚡"	11 x "Transformer"	11 x "Fan"	
11 x "Pump"	11 x "Underfloor Heating"	11 x "Motor"	

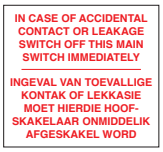

LB MAIN SWITCH



LA DANGER



LA DANGER1

Labels - *Sold Individualy or pack of 10*

Code	Description
LA DANGER*	Danger labels 35 x 35mm
LA DANGER 1*	Danger labels 120 x 120mm
LB MAIN SWITCH*	Main Switch label (red on white)

*For Pack of 10 add **/10** to code.



IF001-16X3/ 5/ 7

Adhesive Foam For Panels

Code	Description	Roll	
IF001-16X3	Adhesive foam for panels	50m	
IF001-16X5	Adhesive foam for panels	25m	
IF001-16X7	Adhesive foam for panels	25m	



WJ-1

Document Holder

Code	Description
WJ-1	Document holder - A4

- Size: 263 x 233.5 x 32.5mm

LZ-4138-10W





LS4315-500-1



LZ4315-100-1

Cabinet Lighting - 230VAC

Code	Description
LZ-4138-10W	Cabinet light (Size: 425L x 50W x 117D mm)
LS4315-500-1	Door control limit switch, c/w 600mm cable
LZ4315-100-1	Power cable, c/w 3m cable

For other labels see pages 193 & 197

©ACDC Dynamics

STAINLESS STEEL (304) WALL MOUNTING MODULAR ENCLOSURES

Outer finish:	Fine Satin
Protection:	IP66
Chassis Plate:	Galvanised mild steel
Features:	S/S hinges, polyure thane seals lockable
Enclosure:	1.2 & 1.5mm gauge
Door:	1.5 & 2mm gauge
Glass Door:	3mm, 3 layer shatter proof glass
Note:	Chassis plate to be ordered separately





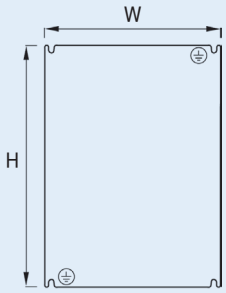



Enclosure H x W x D x Gauge	Plain Door Code	Door Gauge	Glass Door Code	Galv. Chassis Plate		Canopy Code
				Code	H x W x Gauge	
400 x 300 x 200 x 1.2	ML034	1.5mm	MV034	PM034	345 x 250 x 2.5	TP934
500 x 400 x 200 x 1.2	ML045	1.5mm	MV045	PM045	445 x 350 x 2.5	TP945
650 x 500 x 250 x 1.2	ML056	1.5mm	MV056	PM056	595 x 450 x 2.5	TP956
800 x 600 x 250 x 1.5	ML068	2mm	MV068	PM068	745 x 550 x 2.5	TP960
950 x 600 x 300 x 1.5	ML610	2mm	MV610	PM610	895 x 550 x 2.5	TP9610

- Chassis plate to be ordered separately
- Inner frame required when internal DIN and blank covers are used
- DIN covers are supplied with adjustable depth DIN rails
- Covers are supplied with screw locks on both sides
- Inner frames S/S 2mm

Enclosure	No. of modules	DIN Cover 350mm high	Inner Frame
ML034	11 + 11	PMF340	*TM034



DIN Cover 150mm

DIN Cover 300mm

Blank cover 300mm

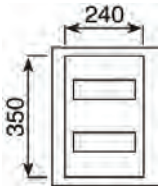

PMC/F340 for enclosure **ML034** only



Enclosure	No. of modules	DIN Cover 150mm high	Total DIN mod / Encl.	Blank Cover 150mm high	DIN Cover 300mm High	Total DIN mod / Encl.	Blank Cover 300mm High	Inner Frame
ML034	11	-	-	-	PMF340	(2 x 11) 22	PMC340	*TM034
ML045	15	PMF415	(2 x 15) 30	PMC415	PMF430	(1 x 15) 15	PMC430	*TM045
ML056	20	PMF515	(3 x 20) 60	PMC515	PMF530	(2 x 20) 40	PMC530	*TM056
ML068	26	PMF615	(4 x 26) 104	PMC615	PMF630	(2 x 26) 52	PMC630	*TM068
ML610	26	PMF615	(6 x 26) 156	PMC615	PMF630	(3 x 26) 78	PMC630	*TM610

*Order frame to install covers separately



304 Stainless Steel Pushbutton Control Station Enclosures IP66

Size H x W x D	Holes	For 22mm Devices	Plain Cover	Chassis Plate
90 x 90 x 85	1	PE01	DE01	–
140 x 90 x 85	2	PE02	DE02	–
140 x 90 x 85	3	PEC03	DE02	–
140 x 90 x 85	4	PEC04	DE02	–
200 x 90 x 85	3	PE03	DE03	P03
200 x 90 x 85	5	PEC05	DE03	P03
200 x 9 0 x 85	6 (3 x 2)	PEC06V	DE03	P03
130 x 150 x 85	4 (2 x 2)	PE04	DE04	P04C06

Chassis plate to be ordered separately

©ACDC Dynamics

STAINLESS STEEL (304) FLOOR STANDING ENCLOSURES IP65

Features

- Outer Finish: Fine Satin
- Chassis Plate: Galvanised Mild Steel, to be ordered separately
- Side panels, removable and bolted, to be ordered separately
- 4 point door closing, twin-comb door lock
- Stainless Steel hinges, polyurethane seals
- Modular design
- Doors supplied with all accessories
- Gland Plate (3pcs) to be ordered separately





Material gauge

1.5mm Side and Back

2mm Frame and Door

NB: **Enclosure supplied without Side Panels, Chassis Plate and Gland Plate: - to be ordered separately.*

*Enclosure Code	Dimensions H x W x D	Chassis Plate		Side Panels x 2	Gland Plate (3pcs)		Plinth 100mm Deep	Assembled Enclosure
		Code	H x W Size		Code	L x D Size		
MX0686K	1827 x 606 x 618	PA0517	1692 x 497	MX86	PCX0606	600 x 600	ZX06106	MX0686-COM
MX0886K	1827 x 806 x 618	PA0717	1692 x 697	MX86	PCX0806	800 x 600	ZX08106	MX0886-COM
MX1086K	1827 x 1006 x 618	PA0917	1692 x 897	MX86	PCX1006	1006 x 600	ZX10106	MX1086-COM

Supplied with front door and outside back plate.

Accessories



Outer Glass Door
MXV0686



Inner Door
CP0618MX



DIN Cover
PMF0620



Blank Cover
PMC0620



Uprights
TM0618MX



Partition Plates
ST686MX

Enclosure Type	Outer Glass Door	Full Inner Door	DIN Covers 200mm H	No. of DIN Modules	Total DIN Modules	Blank Covers		Uprights for DIN & Blank Covers	Partition Plates
						200mm H	400mm H		
MX0686	PA0618MXV	CP0618MX	PMF0620	22	(9 x 22) 192	PMC0620	PMC0640	TM0618MX	ST686MX
MX0886	PA0818MXV	CP0818MX	PMF0820	33	(9 x 33) 297	PMC0820	PMC0840	TM0818MX	ST686MX
MX1086	PA1018MXV	CP1018MX	PMF1020	44	(9 x 44) 396	PMC1020	PMC1040	TM1018MX	ST686MX

GALVANISED EYE BOLTS

MET









Code	SB209333/M8	SB209333/M10	SB209333/M12
Description	10mm length	13mm length	16mm length

©ACDC Dynamics

OK B PRE-ASSEMBLED ENCLOSURE SERIES IP55

Single Glazed Door



Double Glazed Door

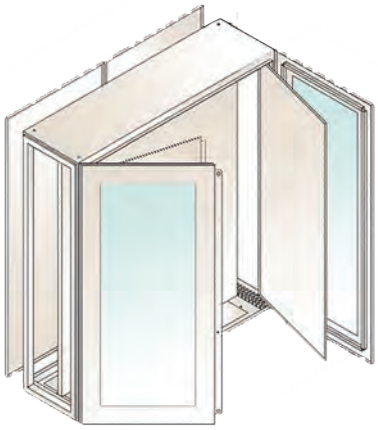

Single Plain Door



Double Plain Door



Wireway



Fast assembly to your order
IP65 Available

* Colour: RAL7035 Grey **-G**, RAL2004 Electric Orange **-O**.
** Height excludes 100mm plinth

Floor Standing Enclosures - Single & Double Door Pre-assembled

Supplied with: Depth Adjusting galvanised chassis Plate, Removable Top Panel, Plinth, Galvanised Gland Plate, Side Panels (except Wireway Cubicle), and Rear Panel. Doors have a inner stiffening Frame and 4 x 120° opening hinges, a Double Bar Locking System and a pre-formed Sealing Gasket.

Cabinet with Plain Door

Code	**Size (mm) H x W x D
OKBX1664-*	1600 x 600 x 400
OKBX1684-*	1600 x 800 x 400
OKBX1864-*	1800 x 600 x 400
OKBX1866-*	1800 x 600 x 600
OKBX1886-*	1800 x 800 x 600
OKBX18AS4-*	1800 x 1000 x 400
OKBX18AS6-*	1800 x 1000 x 600
OKBX2064-*	2000 x 600 x 400
OKBX2066*	2000 x 600 x 600
OKBX2086-*	2000 x 800 x 600
OKBX2088-*	2000 x 800 x 800
OKBX20AS4-*	2000 x 1000 x 400
OKBX20AS6-*	2000 x 1000 x 600
OKBX20AS8-*	2000 x 1000 x 800
OKBX2264-*	2200 x 600 x 400
OKBX2266-*	2200 x 600 x 600
OKBX2284-*	2200 x 800 x 400
OKBX2286-*	2200 x 800 x 600
OKBX2288-*	2200 x 800 x 800
OKBX22AS4-*	2200 x 1000 x 400
OKBX22AS6-*	2200 x 1000 x 600
OKBX22AS8-*	2200 x 1000 x 800

Wireway Cubicle

Code	**Size (mm) H x W x D
OKBW2046-*	2000 x 400 x 600
OKBW2048-*	2000 x 400 x 800
OKBW2246-*	2200 x 400 x 600
OKBW2248-*	2200 x 400 x 800

Glazed Door + Inner Door

Code	**Size (mm) H x W x D
OKVX1664-*	1600 x 600 x 400
OKVX1684-*	1600 x 800 x 400
OKVX1864-*	1800 x 600 x 400
OKVX1866-*	1800 x 600 x 600
OKVX1886-*	1800 x 800 x 600
OKVX18A4*	1800 x 1000 x 400
OKVX18A6-*	1800 x 1000 x 600
OKVX2064-*	2000 x 600 x 400
OKVX2066-*	2000 x 600 x 600
OKVX2086-*	2000 x 800 x 600
OKVX2088-*	2000 x 800 x 800
OKVX20A4-*	2000 x 1000 x 400
OKVX20A6-*	2000 x 1000 x 600
OKVX20A8-*	2000 x 1000 x 800
OKVX2264-*	2200 x 600 x 400
OKVX2266-*	2200 x 600 x 600
OKVX22A4-*	2200 x 1000 x 400
OKVX22A6-*	2200 x 1000 x 600
OKVX22A8-*	2200 x 1000 x 800

Double Door with Interlocked Doors

Code	**Size (mm) H x W x D
OKBX18A4-*	1800 x 1000 x 400
OKBX18A6-*	1800 x 1000 x 600
OKBX20A4-*	2000 x 1000 x 400
OKBX20A6-*	2000 x 1000 x 600
OKBX20A8-*	2000 x 1000 x 800
OKBX22A4-*	2200 x 1000 x 400
OKBX22A6-*	2200 x 1000 x 600

Add-ons Accessories







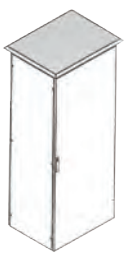



Inner Modular Frames		Vertical Partitions		Chassis Filler Plate	Canopy for Stand Alone Enclosures		Full Shelf	
Size (mm) H x W	Code	Between Cabinets	Within Cabinets	Code	Code	Size (mm) H x D	Code	Size (mm) W x D
1600 x 400	–	SVSK164	–	FUP168	TPK064*	600 x 400	–	–
1600 x 600	TMK166	–	–	FUP168	TPK066*	600 x 600	SOAK606	600 x 600
1600 x 800	TMK168	–	–	FUP188	TPK068*	600 x 800	SOAK806	800 x 600
1800 x 400	–	SVSK184	SVNK184	FUP188	TPK084*	800 x 400	–	–
1800 x 600	TMK186	SVSK186	SVNK186	FUP188	TPK086*	800 x 600	–	–
1800 x 800	TMK188	–	–	FUP208	TPK104*	1000 x 400	–	–
2000 x 400	–	SVSK204	SVNK204	FUP208	TPK106*	1000 x 600	SOAK106	1000 x 600
2000 x 600	TMK206	SVSK206	SVNK206	FUP208	TPK108*	1000 x 800	–	–
2000 x 800	TMK208	SVSK208	–	–				
2200 x 600	TMK226	SVSK226	–	–				
2200 x 800	TMK228	SVSK228	–	FUP228				

For 19" Racking



Upright Pairs	Swing Frame	Front Frame
Code	Code	Code
–	–	–
–	–	–
–	–	–
–	–	–
STRK180	TRIK188	TREK188
–	–	–
–	–	–
–	–	–
STRK200	TRIK208	TREK208
–	–	–
STRK220	STRK228	–

* Colour: RAL7035 Grey **-G**, RAL2004 Electric Orange **-O**.

©ACDC Dynamics

MODULAR ENCLOSURE SERIES IP55

OK K Flat-Pack

Single & Multi-door Floor Standing Enclosures. Supplied c/w all assembly fasteners & hardware.



Note: Plinth to be ordered separately

Basic Kit (Frame only)

Code	Size (mm) H x W x D
OKK1664-*	1600 x 600 x 400
OKK1684-*	1600 x 800 x 400
OKK1864-*	1800 x 600 x 400
OKK1866-*	1800 x 600 x 600
OKK1884-*	1800 x 800 x 400
OKK1886-*	1800 x 800 x 600
OKK18A4-*	1800 x 1000 x 400
OKK18A6-*	1800 x 1000 x 600
OKK2046-*	2000 x 400 x 600
OKK2048-*	2000 x 400 x 800
OKK2064-*	2000 x 600 x 400
OKK2066-*	2000 x 600 x 600
OKK2084-*	2000 x 800 x 400
OKK2086-*	2000 x 800 x 600
OKK2088-*	2000 x 800 x 800
OKK20A4-*	2000 x 1000 x 400
OKK20A6-*	2000 x 1000 x 600
OKK20A8-*	2000 x 1000 x 800
OKK2246-*	2200 x 400 x 600
OKK2248-*	2200 x 400 x 800
OKK2264-*	2200 x 600 x 400
OKK2266-*	2200 x 600 x 600
OKK2268-*	2200 x 600 x 800
OKK2284-*	2200 x 800 x 400
OKK2286-*	2200 x 800 x 600
OKK2288-*	2200 x 800 x 800
OKK22A6-*	2200 x 1000 x 600

See order information for doors, side panels and plinth requirements.

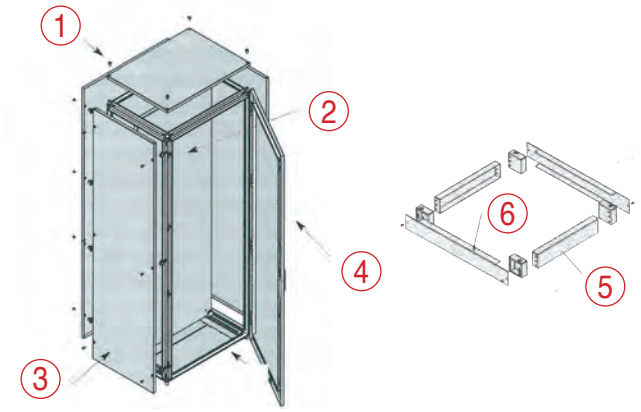

OK MCC Series

Using the available External modular components allows for quick and easy adaption of the Frame into a Motor Control Center Enclosure.

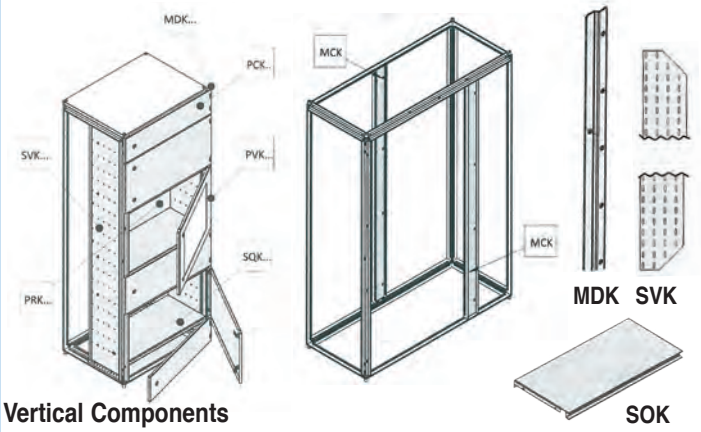

Vertical Components

Column Height 1800mm	Column Height 2000mm	Column Height 2200mm	Description
MDK180	MDK200	MDK220	Vertical door rail
SVK182	SVK202	-	Vertical partition c/w Door Tie - 200D
SVK184	SVK204	-	Vertical partition c/w Door Tie - 400D
MCK180	MCK200	-	Intermediate upright
TBK602	TBK802	-	Door Tie

Horizontal Components

Column Width 600mm	Column Width 800mm	Description
SOK602T	SOK802T	Tray c/w door tie - 200 deep cubicle
SOK604T	SOK804T	Tray c/w door tie - 400 deep cubicle

Doors & Chassis Plates - Locks to be ordered separately



Cubicle Height	Blind Door 600mm	Blind Door 800mm	Glazed Door 600mm	Glazed Door 800mm	Chassis Plate 600mm	Chassis Plate 800mm
200mm	PCK602**	PCK802**	-	-	PRK602	PRK802
300mm	PCK603**	PCK803**	-	-	PRK603	PRK803
400mm	PCK604**	PCK804**	-	-	PRK604	PRK804
600mm	PCK606**	PCK806**	PVK606*	PVK806*	PRK606	PRK806
800mm	PCK608**	PCK808**	PVK610*	PVK810*	PRK608	PRK808
1000mm	PCK610**	PCK810**	-	-	PRK610	PRK810

Size (mm)	(1) Rear Panel Code	(2) Chassis Plate Code	(3) Side Panel Code	(4) Single Door Code	(4) Glazed Door Code	(4) Inner Door Code	(4) Double Door Code
1600 x 400	–	–	DLK164-*	–	–	–	–
1600 x 600	RPE166-*	PNA166	–	DBE166*	DTE166-*	DBI166-*	–
1600 x 800	RPE168-*	PNA168	–	DBE168*	DTE168-*	DBI168-*	–
1800 x 400	–	–	DLK184-*	–	–	–	–
1800 x 600	RPE186-*	PNA186	DLK186-*	DBE186*	DTE186-*	DBI186-*	–
1800 x 800	RPE188-*	PNA188	–	DBE188*	DTE188-*	DBI188-*	–
1800 x 1000	RPE18A-*	PNA18A	–	DBE18A*	DTE18A-*	DBI18A-*	DBE18A2-*
2000 x 400	RPE204-*	–	DLK204-*	DBE204*	–	–	–
2000 x 600	RPE206-*	PNA206	DLK206-*	DBE206*	DTE206-*	DBI206-*	–
2000 x 800	RPE208-*	PNA208	DLK208-*	DBE208*	DTE208-*	DBI208-*	–
2000 x 1000	RPE20A-*	PNA20A	–	DBE20A*	DTE20A-*	DBI20A-*	DBE20A2-*
2200 x 400	RPE224-*	–	DLK224-*	DBE224*	–	–	–
2200 x 600	RPE226-*	PNA226	DLK226-*	DBE226*	DTE226-*	DBI226-*	–
2200 x 800	RPE228-*	PNA228	DLK228-*	DBE228*	DTE228-*	DBI228-*	–
2200 x 1000	RPE22A-*	PNA22A	–	DBE22A-*	DTE22A-*	DBI22A-*	DBE22A2-*

(5) Plinth Set Side Flanges

Code	Size (mm) Depth
FLK14	400
FLK16	600
FLK18	800
FLK20	1000

(6) Plinth Set Front/Rear

Code	Size (mm) Width
ZAK041	400
ZAK061	600
ZAK081	800
ZAK0A1	1000

* For upper most door, add **U** to code. For lower door, add **L**.

* Colour: RAL7035 Grey **-G**, RAL2004 Electric Orange **-O**.

©ACDC Dynamics

OK MODULAR DISTRIBUTION ENCLOSURES

Distribution Board Components

- Add components to basic kit and **TMK** modular frame





Dimensions H x W	Plain Covers		DIN Covers		
	Lift Off 4 Screws	Hinged - 2 Screws + 2 Hinges	Lift Off 4 Screws	Hinged 2 Screws + 2 Hinges	DIN Width
200 x 600	CPY560-G	CPY560C-G	CPZ5422-G	CPZ5422C-G	24M
200 x 800	CPY860-G	CPY860C-G	CPZ8422-G	CPZ8422C-G	36M
400 x 600	CPK561-G	CPK561C-G	-	-	-
400 x 800	CPK861-G	CPK861C-G	-	-	-
600 x 600	CPT560-G	CPT560C-G	-	Covers finished in RAL7035 Grey as standard	
600 x 800	CPT860-G	CPT860C-G	-		

Blanking Plates for 19" Racking

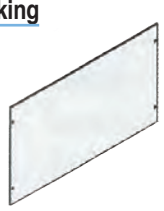

Code	Height
PHE010	1U - 44mm
PHE020	2U - 88mm
PHE030	3U - 133mm
PHE050	5U - 222mm

Plates finished in RAL7035 Grey as standard

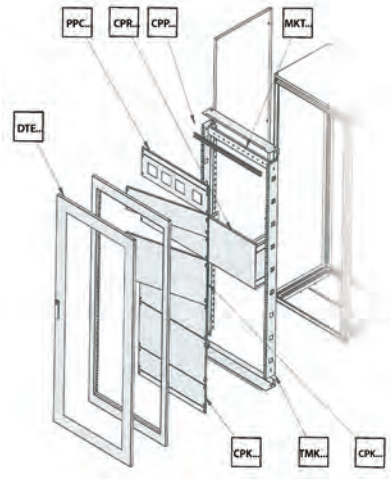

Inner Mounting Profiles

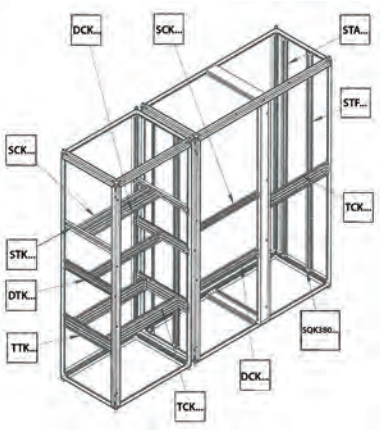



Enclosure Dimension	Single Slot 45mm	Double Slot 70mm	Triple Slot 100mm
Flanged Profiles			
400D	STK445	DTK475	TTK410
500D	STK545	DTK575	TTK510
600D	STK645	DTK675	TTK610
800D	STK845	DTK875	TTK810
1000D	STKA45	DTKA75	TTKA10
Butt End Profiles			
400W	SCK407	-	-
600W	SCK607	DCK607	TCK601
800W	SCK807	DCK807	TCK801
1000W	-	DCKA07	-

Distribution Board Accessories

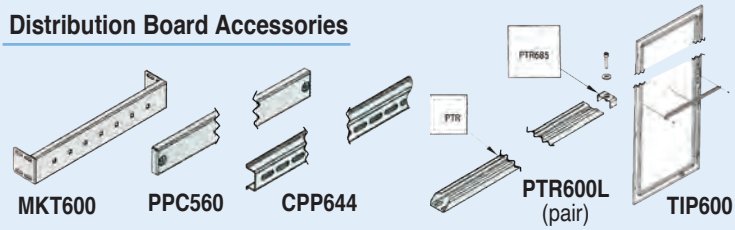

MKT600 PPC560 CPP644 PTR600L (pair) TIP600

Code 600 Width	Code 800 Width	Description
MKT600	MKT800	DIN Rail Support Kit
PPC560	PPC860	50mm compensation panel
CPP644	CPP844	Heavy Duty DIN rail (15mm deep)
PTR600L	PTR800L	Transformer support, 600=250kg, 800=190kg
TIP600	TIP800	Inner door profile
-	LIP800	Inner foldaway desk for doors (No cut-out)
-	CSTK70	Door Mounted Foldaway Desk (cut-out: 492 x 290mm)



STA200 STF200

Universal Profiles

Code	Description
STA200	Angle Profile, 2m length
STF200	U Profile, 2m length

Structural Components

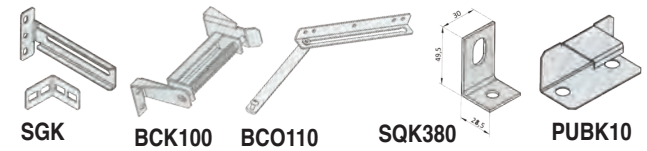

SGK BCK100 BCO110 SQK380 PUBK10

Code For all Widths	Description
SGK	Adj mounting kit for 1 x DIN rail
DGM600	M6 cage nut (per 100)
DGM800	M8 cage nut (per 100)
DGM900	M6 external cage nut (per 100)
DGM908	M8 external cage nut (per 100)
BCK100	Mechanical door interlock (between doors)
BCO110	Door restraint, holds at 90 and 120°
SQK380	Angle bracket
APK110	Backspacing kit for chassis plate
UTK700	Baying kit (binding two adjacent columns)
PUBK10-*	Base filler, must be installed with baying kit
TPP040-*	Top Panel Filler Plate 400D
TPP060-*	Top Panel Filler Plate 600D
TPP080-*	Top Panel Filler Plate 800D

Modular DB Chassis Plates - Adj Depth



CPR

600 Width		800 Width	
Code	W x H	Code	W x H
CPR602	425 x 194	CPR802	625 x 194
CPR603	425 x 294	CPR803	625 x 294
CPR604	425 x 394	CPR804	625 x 394
CPR605	425 x 494	CPR805	625 x 494
CPR606	425 x 594	CPR806	625 x 594

Top Busbar/Cable/Ventilation Compartment

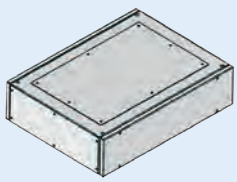

CCTK

Dimensions W x D x H	Compartment Kit	Side Plates (pair)
400 x 600 x 200	CCTK462*	-
400 x 800 x 200	CCTK482*	-
600 x 600 x 200	CCTK662*	CCTK600/F*
600 x 800 x 200	CCTK682*	CCTK800/F*
800 x 600 x 200	CCTK862*	CCTK600/F*
800 x 800 x 200	CCTK882*	CCTK800/F*
1000 x 600 x 200	CCTKA62*	CCTK600/F*

* Colour: RAL7035 Grey **-G**, RAL2004 Electric Orange **-O**.

©ACDC Dynamics

CORROSION RESISTANT ENCLOSURES IP66

Material: SMC (Sheet Moulding Compound)

Includes SMC Chassis Plate.

Expected UV Life : 25 years (Direct Exposure)

Glow Wire Capability : 960° / UL94 VO

For Environment : Indoor/Outdoor



SMC Enclosures

Code	Size (mm) H x W x D
ALL-3-O	350 x 250 x 200
ALL-4-O	400 x 300 x 200
ALL-5-O	500 x 350 x 200
ALL-6-O	600 x 400 x 200
ALL-7.1-L-O	709 x 828 x 287
ALL-7.1-P-O	828 x 709 x 287

DOUBLE DOOR STEEL ENCLOSURES

- c/w 2mm white Mounting Plate
- 2 x Gland Plates
- Textured Finish



Double Door Type - STD Series IP54

Code	Size (mm) H x W x D	Panel Gauge
STD8-625-*	600 x 800 x 250	1.2m
STD10-630-*	600 x 1000 x 300	1.5m
STD12-630-*	600 x 1200 x 300	1.5m
STD12-830-*	800 x 1200 x 300	1.5m
STD10-1030-*	1000 x 1000 x 300	1.5m
STD10-1230-*	1200 x 1000 x 300	1.5m
STD12-1230-*	1200 x 1200 x 300	1.5m
STD10-1430-*	1400 x 1000 x 300	1.5m

* Add colour to code: ● **G** (Grey), ● **O** (Orange)

MB ENCLOSURE ACCESSORIES



Louvre



Gland Plate c/w Gasket and screws

Code Louvre	Code Gland Plate	Size (LxW) mm	Holes	For Panel Type
-	MB-GP-0-*	140 x 58	4 x Ø5	MB-2520D140
GP-1-*	MB-GP-1-*	207 x 89	6 x Ø5	MB-2525D140, MB-3025D200
GP-2-*	MB-GP-2-*	243 x 89	8 x Ø5	MB-3030D200, MB-4030D200, MB-4040D200, MB-5040D200
GP-3-*	MB-GP-3-*	344 x 89	10 x Ø5	-
GP-4-*	MB-GP-4-*	344 x 137	10 x Ø5	MB-6040D260, MB-6060D260, MB-7050D260, MB-8060D260, MB-8060D320, MB-8080D320, MB-1060D320, MB-1080D320, MB-1280D320

*Add colour to code: ● **G** *(Grey)*, ● **O** *(Orange)*



MB-HINGE-1



MB-FC120-O



KEY-P6



NB111



MB-HINGE-2



MB-PLUG/10



MB-STOPPER

Accessories - For MB boxes page 656

Code	Description
MB-HINGE-1	Spare Hinge for encl. up to 500mm(H)
MB-HINGE-2	Spare Hinge for encl. 600mm(H) and above
MB-PLUG/10	Spare Plug for hinge mounting holes
KEY-P6	Spare Polycarbonate 6mm² key
MB-STOPPER	Stoppers for mounting holes / 4 pcs.
NB111	Mounting Bracket Set, Orange
NB111-G	Mounting Bracket Set, Grey
MB-FC120-*	Fan Cowl for **MB-XF** Enclosures

* Add colour to code: ● **G** (Grey), ● **O** (Orange)

Panel locks to fit MB-Box's

24.5mm Panel mount











Code	MB-LOCK-*	MB-KEYLOCK-*	MB-WINGLOCK-*	MB-DINLOCK2-*	MB-DINLOCK3
Description	■8mm square	c/w 2 x keys	For easy operation c/w Matching key	⊶ DIN Plastic body and tongue with die-cast mechanism	⊶ DIN Steel body and tongue

*Add colour to code: ● **GR** *(Grey)*, ● **BK** *(Black)*

©ACDC Dynamics

MB STEEL ENCLOSURES WALL MOUNTING IP65

AC/DC Enclosures – Strong and beautifully finished IP65

• 6mm² catches (25mm Ø mounting) • Concealed hinges • Removable gasketed gland plate • Chassis plate • Seamless door gasket
• Reversable door (can hinge on LHS or RHS) • Earth studs. Supplied with accessory kit which includes mounting brackets.


Fan Cowl

Now also available in Red.

Glass Door Available in Orange or Grey only

Accessories on Page: 21.13



Enclosure (mm) H x W x D	Box with Metal Door	Box with Glass Door Orange & Grey Only	Box with Fan Cut Out Orange Only	Door Gauge	Mass	Pole Mounting Kit
250 x 200 x 140	MB-2520D140-*	–	–	1mm	3kg	MBPK-20
300 x 250 x 200	MB-3025D200-*	MW-3025D200-*	–	1mm	5kg	MBPK-25
400 x 300 x 200	MB-4030D200-*	MW-4030D200-*	–	1.2mm	6kg	MBPK-30
400 x 600 x 200	MB-4060D200-*	–	–	1.5mm	14kg	MBPK-60
500 x 400 x 200	MB-5040D200-*	MW-5040D200-*	–	1.5mm	11kg	MBPK-40
600 x 400 x 260	MB-6040D260-*	MW-6040D260-*	–	1.5mm	14kg	MBPK-40
600 x 400 x 320	–	–	MB-6040D320XF-O	1.5mm	16kg	MBPK-40
700 x 500 x 260	MB-7050D260-*	MW-7050D260-*	–	1.5mm	20kg	MBPK-50
700 x 500 x 320	–	–	MB-7050D320XF-O	1.5mm	22kg	MBPK-50
800 x 600 x 260	MB-8060D260-*	MW-8060D260-*	–	1.5mm	27kg	MBPK-60
800 x 600 x 320	MB-8060D320-*	MW-8060D320-*	MB-8060D320XF-O	1.5mm	29kg	MBPK-60
1000 x 600 x 320	MB-1060D320-*	MW-1060D320-*	MB-1060D320XF-O	1.5mm*	35kg	MBPK-60
1000 x 800 x 320	MB-1080D320-*	MW-1080D320-*	MB-1080D320XF-O	1.5mm*	46kg	MBPK-80
1200 x 800 x 320	MB-1280D320-*	MW-1280D320-*	MB-1280D320XF-O	1.5mm*	52kg	MBPK-80

*Add colour to code: ● **O** *(Electric Orange (RAL2004))*, ● **R** *(Red (RAL3020))*, ● **G** *(Grey (RAL-7032))* *Stiffening Lines in Door

Accessories

See Page 655 for Panel Locks and Hinges



Enclosure H x W	Spare Metal Door	Spare Glass Door	Canopy	Inner Door Kit (white)	Chassis	MCB Distribution Module	No. of Way
250 x 200	MB-D2520-*	–	CNP-2014-*	MB-ID2520	MB-P2520	–	–
300 x 250	MB-D3025-*	–	CNP-2520-*	MB-ID3025	MB-P3025	MC3025D20R2	(18) 9 x 2
400 x 300	MB-D4030-*	MW-D4030-*	CNP-3020-*	MB-ID4030	MB-P4030	MC4030D20R2	(24) 12 x 2
500 x 400	MB-D5040-*	MW-D5040-*	CNP-4020-*	MB-ID5040	MB-P5040	MC5040D20R3	(48) 16 x 3
600 x 400	MB-D6040-*	MW-D6040-*	CNP-4026-*	MB-ID6040	MB-P6040	MC6040D26R4	(64) 16 x 4
700 x 500	MB-D7050-*	MW-D7050-*	CNP-5026-*	MB-ID7050	MB-P7050	MC7050D26R4	(88) 22 x 4
800 x 600	MB-D8060-*	MW-D8060-*	CNP-6026-*	MB-ID8060	MB-P8060	MC8060D26R5	(135) 27 x 5
1000 x 600	MB-D1060-*	MW-D1060-*	CNP-6032-*	MB-ID1060	MB-P1060	MC1060D32R6	(162) 27 x 6
1000 x 800	MB-D1080-*	MW-D1080-*	CNP-8032-*	MB-ID1080	MB-P1080	MC1080D32R6	(228) 38 x 6
1200 x 800	MB-D1280-*	MW-D1280-*	CNP-8032-*	MB-ID1280	MB-P1280	MC1280D32R7	(266) 38 x 7

*Add colour to code: ● **O** *(Electric Orange (RAL2004))*, ● **R** *(Red (RAL3020))*, ● **G** *(Grey (RAL-7032))*

MB Square Enclosures



Enclosure (mm) H x W x D	Enclosure Code Orange RAL2004	Enclosure Code Grey RAL7032	Door Gauge	Spare Door	Spare Chassis	Pole Mounting Kit
250 x 250 x 140	MB-2525D140-O	MB-2525D140-G	1.0mm	MB-D2525-*	MP-P2525	MBPK-25
300 x 300 x 200	MB-3030D200-O	MB-3030D200-G	1.2mm	MB-D3030-*	MP-P3030	MBPK-30
400 x 400 x 200	MB-4040D200-O	MB-4040D200-G	1.5mm	MB-D4040-*	MP-P4040	MBPK-40
600 x 600 x 260	MB-6060D260-O	MB-6060D260-G	1.5mm	MB-D6060-*	MP-P6060	MBPK-60
800 x 800 x 320	MB-8080D320-O	MB-8080D320-G	1.5mm*	MB-D8080-*	MP-P8080	MBPK-80

*Add colour to code: ● **O** *(Electric Orange (RAL2004))*, ● **G** *(Grey (RAL-7032))* *Stiffening lines in door

©ACDC Dynamics

MEGA STAINLESS STEEL WALL MOUNTING ENCLOSURES (3CR12)

1.6mm Stainless Steel, finished in 60 micron polyester texture coated for high resistance to aggresive environments. ***Mounting Brackets to be ordered separately.***






Enclosure H x W x D	Glass Door(1) 3CR12		View	Plain Door(1)				Canopy(1) 3CR12	Inner Door Kit Mild Steel (White)	Spare Chassis Mild Steel(2)
				3CR12		304(4)	316(4)			
	IP55	IP65(3)		IP55	IP65(3)	IP65(3)	IP65(3)			
350 x 250 x 170	–	–	–	ME551	ME651	ME3041	ME3161	212-2084	–	ME-32
400 x 300 x 220	ME552GD	ME652GD	280 x 130	ME552	ME652	ME3042	ME3162	212-2085	–	ME-43
500 x 400 x 220	ME553GD	ME653GD	380 x 220	ME553	ME653	ME3043	ME3163	212-2087	MEID-3	ME-54
600 x 400 x 220	ME554GD	ME654GD	470 x 220	ME554	ME654	ME3044	ME3164	212-2087	MEID-4	ME-64
600 x 500 x 220	ME555GD	ME655GD	470 x 320	ME555	ME655	ME3045	ME3165	212-2114	MEID-5	ME-65
700 x 600 x 270	ME556GD	ME656GD	570 x 420	ME556	ME656	ME3046	ME3166	212-2116	MEID-6	ME-76
800 x 600 x 270	ME557GD	ME657GD	670 x 420	ME557	ME657	ME3047	ME3167	212-2116	MEID-7	ME-86
900 x 700 x 320	ME558GD	ME658GD	770 x 520	ME558	ME658	ME3048	ME3168	212-2118	MEID-8	ME-97
1000 x 800 x 320	ME559GD	ME659GD	870 x 620	ME559	ME659	ME3049	ME3169	212-2119	MEID-9	ME-108

(1) Codes are for Electric Orange (B26). For RAL 7032 Grey, add suffix '**G**'.
(2) Dimensions: Height = enclosure – 70. Width = enclosure – 70.
(3) IP65 – with removable gasketed gland plate.
(4) For brush finish (extra cost) add suffix '**B**'.

Accessories

212-0619	Set of 4 304 ST/ST wall mounting brackets
ME*-200-0684	Pole mounting kit *Add size (**1-9**)

FLOOR STANDING ENCLOSURES



CB-864-4

IP55, *2mm mild steel with 3 fixed sides, plain rigid door, bottom entry*

Code B26 Orange	Code RAL7032 Grey	Canopy(1)	Inner Door	Enclosure Dimensions			Chassis Dimensions
				Height*	Width	Depth	
CB-664-4	CB-664-4G	CBCA-664	CBID-664	1675	600	400	1455 x 490
CB-684-4	CB-684-4G	CBCA-684	CBID-684	1675	800	400	1455 x 690
CB-764-4	CB-764-4G	CBCA-764	CBID-764	1938	600	400	1718 x 490
CB-786-4	CB-786-4G	CBCA-786	CBID-786	1938	800	600	1718 x 690
CB-864-4	CB-864-4G	CBCA-864	CBID-864	2100	600	400	1980 x 490
CB-886-4	CB-886-4G	CBCA-886	CBID-886	2100	800	600	1980 x 690

*Height includes 100mm plinth

Optional Extras: Glass Door, Inner Door, Louvres, Side Mounting Chassis Plates.

(1) Codes are for Electric Orange (B26). For RAL 7032 Grey, add suffix '**G**'

Includes

- 100mm plinth
- Adjustable depth chassis plate
- Removable bottom entry gland plate
- 6mm Sq key with 3 point lock

CONTROL DESKS



IP55, *2mm mild steel, top, front and bottom entry. Supplied complete with split gland plate, chassis plate and 100mm plinth*

Code B26 Orange	Code RAL7032 Grey	Enclosure Dimensions			Desktop Width	Angle	Lower Door(s)
		Height*	Width	Depth			
CD-6	CD-6G	1000	600	480	505	20°	1
CD-9	CD-9G	1000	900	480	505	20°	1
CD-12	CD-12G	1000	1200	480	505	20°	1

*Excluding 100mm plinth

©ACDC Dynamics

STEEL ENCLOSURES WALL MOUNTING

Perano Mild Steel Wall Mounting Enclosures – Dust and Splash Proof IP55



Quality door seal





Series 200 IP55

Supplied complete with chassis plate and 6mm sq. drive lock.

Mounting Brackets to be ordered separately.





Series 100 IP55 – with removeable gland plate

Supplied complete with chassis plate and 6mm sq. drive lock.

Mounting Brackets to be ordered separately.

Enclosure H x W x D	Plain Door		Glass Door		320mm Deep[1] Electric Orange		Plain Door		Glass Door		Mass[3]
	Electric Orange	RAL 7032 Grey	Electric Orange	RAL 7032 Grey	Plain	Fan[2]	Electric Orange	RAL 7032 Grey	Electric Orange	RAL 7032 Grey	
175 x 250 x 170	HE200	HE200G	–	–	–	–	–	–	–	–	3.5kg
350 x 250 x 170	HE201	HE201G	–	–	–	–	HE101	HE101G	–	–	7kg
450 x 300 x 220	HE202	HE202G	HE202/GD	HE202/GDG	–	–	HE102	HE102G	HE102GD	HE102GDG	11kg
550 x 400 x 220	HE203	HE203G	HE203/GD	HE203/GDG	–	–	HE103	HE103G	HE103GD	HE103GDG	16kg
650 x 450 x 270	HE204	HE204G	HE204/GD	HE204/GDG	HE204X	HE204XF	HE104	HE104G	HE104GD	HE104GDG	21kg
750 x 550 x 270	HE205	HE205G	HE205/GD	HE205/GDG	HE205X	HE205XF	HE105	HE105G	HE105GD	HE105GDG	28kg
950 x 700 x 270	HE206	HE206G	HE206/GD	HE206/GDG	HE206X	HE206XF	HE106	HE106G	HE106GD	HE106GDG	41kg
1150 x 850 x 270	HE207	HE207G	HE207/GD	HE207/GDG	HE207X	HE207XF	HE107	HE107G	HE107GD	HE107GDG	57kg

[1]Not compatible with standard canopy and inner door kit. [2]Supplied with 2 cutouts in each side wall for 120x120 fans

[3]Valid for standard depth enclosures, 200 and 100 Series

Accessories











Enclosure Type	Plain Door [1]	Safety Door Glass [1]	Glass View	Canopy [1]	Inner Door Kit (white)	Chassis		Pole Mounting Kit (glavanised)
						Code	Size	
200	HEDR-00	–	–	HECA-01	–	HECH-00	115 x 190	–
101/201	HEDR-01	–	–	HECA-01	–	HECH-01	190 x 290	MBPK-20
102/202	HEDR-02	HEGD-02	314 x 129	HECA-02	HEID-02	HECH-02	240 x 390	MBPK-25
103/203	HEDR-03	HEGD-03	364 x 214	HECA-03	HEID-03	HECH-03	340 x 490	MBPK-35
104/204	HEDR-04	HEGD-04	464 x 264	HECA-04	HEID-04	HECH-04	390 x 590	MBPK-40
105/205	HEDR-05	HEGD-05	564 x 364	HECA-05	HEID-05	HECH-05	490 x 690	MBPK-50
106/206	HEDR-06	HEGD-06	764 x 514	HECA-06	HEID-06	HECH-06	640 x 890	MBPK-65
107/207	HEDR-07	HEGD-07	964 x 664	HECA-07	HEID-07	HECH-07	790 x 1090	MBPK-80

(1) Order Codes are for Electric Orange (B26). For RAL7032 Grey, add suffix '**G**'.



Mounting Accessories

Code	Description
HE111	Wall mounting brackets (set of 4). Galvanised. Fits all **HE** enclosures
212-0619	Wall mounting brackets (set of 4). Stainless Steel 304

©ACDC Dynamics

DISTRIBUTION BOARDS FOR 13mm MINI BREAKERS

13mm MCB Economy Type Distribution Boards IP40

White Plastic front. Smokey lid.c/w Earth & Neutral bar.





For 13mm Mini C/B

Flush Code	Size (mm) H x W x D	No of Ways	Surface Code	Size (mm) H x W x D	No of Ways
FDBESAM-11	222 x 207 x 87	11	SDBESAM-11	200 x 184 x 95	11
FDBESAM-16	222 x 279 x 87	16	SDBESAM-16	200 x 256 x 95	16
FDBESAM-20	222 x 334 x 87	20	SDBESAM-20	200 x 312 x 95	20
FDBESAM-24	251 x 398 x 94	24	SDBESAM-24	200 x 365 x 95	24
FDBESAM-32	345 x 300 x 93	32 (2 x 16)	SDBESAM-32	327 x 271 x 97	32 (2 x 16)
FDBESAM-48	505 x 308 x 93	48 (2 x 24)	SDBESAM-48	462 x 271 x 100	48 (3 x 16)
Steel adjustable inner tray			Non adjustable		



Indoor Steel 13mm MCB Distribution Boards – Surface Mount (white) - IP40

For 13mm Mini Breakers only. Supplied c/w earth and neutral bars.



SAM-116
IP40



For 13mm Mini C/B

With Door Code	Size (mm) H x W x D	No of Modules	Without Door Code	Size (mm) H x W x D	No of Modules
NEW SAM-112	325 x 325 x 150	12	NEW ESAM-108	252 x 206 x 60	8
SAM-116	335 x 398 x 150	16	ESAM-112	240 x 248 x 68	12
SAM-123	335 x 465 x 150	23	ESAM-116	240 x 300 x 68	16
SAM-131	335 x 590 x 150	31	ESAM-125	240 x 405 x 68	25
SAM-222	538 x 440 x 150	44 (2 x 22)	ESAM-216	450 x 300 x 68	32 (2 x 16)
SAM-322	748 x 440 x 150	66 (3 x 22)			



ESAM



SAM-BLANK-WH



SAM-NB

Accessories

Code	Description
SAM-BLANK-WH	4½ Way 13mm mini rail blanks, white
SAM-BLANK-BK	4½ Way 13mm mini rail blanks, black
SAM-NB	Neutral bar clip-in to rail. Accommodates 16mm² x 2.5mm² x 7

Indoor Steel 13mm MCB Distribution Boards – Flush Mount (white) - IP40

For 13mm Mini Breakers only.
Supplied with adjustable galvanised wall tray (8-Way Not Adjustable)
c/w earth and neutral bars.



FSAM-222
IP40



For 13mm Mini C/B

With Door Code	Size (mm) H x W x D	No of Modules	Without Door Code	Size (mm) H x W x D	No of Modules
NEW FSAM-112	380 x 380 x 120	12	NEW EFSAM-108	250 x 200 x 80	8
FSAM-116	404 x 437 x 120	16	EFSAM-112	300 x 294 x 80	12
FSAM-123	404 x 526 x 120	23	EFSAM-116	300 x 348 x 80	16
FSAM-131	404 x 633 x 120	31	EFSAM-125	300 x 454 x 80	25
FSAM-222	614 x 508 x 120	44 (2 x 22)	EFSAM-216	500 x 348 x 80	32 (2 x 16)
FSAM-322	824 x 508 x 120	66 (3 x 22)			



EFSAM

Accessories

Code	Description
SAM-BLANK-WH	4½ Way 13mm mini rail blanks, white
SAM-BLANK-BK	4½ Way 13mm mini rail blanks, black
SAM-NB	Neutral bar clip-in to rail. Accommodates 16mm² x 2.5mm² x 7



Closed



Open

Eave Boxes IP40 for 13mm MCB

- Padlockable top hinge
- Galvanised material
- Painted grey

Code	No. of Way	Size (mm) H x W x D
SAMEAB-6	6	240 x 155 x 120
SAMEAB-9	9	240 x 194 x 120

©ACDC Dynamics

DOMESTIC DISTRIBUTION BOARDS FOR DIN BREAKERS



DIN Economy Type Distribution Board

White. Plastic front cover. c/w earth & neutral bar.

Flush Code	Size (mm) H x W x D	No. of Ways DIN	*Surface Code	Size (mm) H x W x D	No. of Ways DIN
FDBEDIN-4*	135 x 222 x 85	4	SDBEDIN-4*	220 x 135 x 107	4
FDBEDIN-6*	171 x 222 x 85	6	SDBEDIN-6*	220 x 171 x 107	6
FDBEDIN-8*	222 x 207 x 87	8	SDBEDIN-8*	220 x 208 x 107	8
FDBEDIN-12*	222 x 279 x 87	12	SDBEDIN-12*	220 x 297 x 107	12
FDBEDIN-15*	222 x 334 x 87	15	SDBEDIN-15*	220 x 350 x 107	15
FDBEDIN-18*	251 x 398 x 94	18	SDBEDIN-18*	250 x 400 x 107	18
FDBEDIN-24*	345 x 300 x 93	24 (2 x 12)	SDBEDIN-24*	345 x 298 x 107	24 (2 x 12)
FDBEDIN-36*	484 x 300 x 93	36 (3 x 12)	SDBEDIN-36*	370 x 406 x 107	36 (3 x 12)
Steel adjustable inner tray			Non adjustable - All Plastic		

*Add **-GR** to code for Grey Lid, e.g. **FDBEDIN-12-GR**

NEW



Grey lid



For DIN Breakers



NEW



Grey lid

INDOOR STEEL DISTRIBUTION BOARDS

Indoor Steel DIN Distribution Boards – Surface Mount

For DIN Breakers only. Supplied c/w earth and neutral bars. IP44 with door

With Door Code	Size (mm) H x W x D	No of Modules	Without Door Code	Size (mm) H x W x D	No of Modules
SDB-112	335 x 398 x 150	12	ESDB-19	240 x 248 x 70	9
SDB-117	335 x 465 x 150	17	ESDB-112	240 x 300 x 70	12
SDB-123	335 x 590 x 150	23	ESDB-118	240 x 405 x 70	18
SDB-216	538 x 440 x 150	32 (2 x 16)	ESDB-212	450 x 300 70	24 (2 x 12)
SDB-316	748 x 440 x 150	48 (3 x 16)	SP-FB100	5½ way DIN Blanks	



SDB-216



ESDB-112

Indoor Steel DIN Distribution Boards – Flush Mount (white). *For DIN Breakers only*

Supplied with adjustable galvanised wall tray. Supplied c/w earth and neutral bars. IP44 with door

With Door Code	Size (mm) H x W x D	No of Modules	Without Door Code	Size (mm) H x W x D	No of Modules
FDB-112	404 x 437 x 120	12	EFDB-19	300 x 294 x 80	9
FDB-117	404 x 526 x 120	17	EFDB-112	300 x 348 x 80	12
FDB-123	404 x 633 x 120	23	EFDB-118	300 x 454 x 80	18
FDB-216	614 x 508 x 120	32 (2 x 16)	EFDB-212	500 x 348 x 80	24 (2 x 12)
FDB-316	824 x 508 x 120	48 (3 x 16)			



FDB-316



EFDB-112

Accessories

Code	Description
SP-FB100	5½ way DIN Blanks
GW40423	4½ way DIN Blanks
SP-FBD1M	1 x Module Rail Mount Dummy



For DIN Breakers



SP-FB100



GW40423



SP-FBD1M



Closed



Open

Eave Boxes IP40 for DIN breakers

Padlockable top hinge, galvanised material then painted grey

Code DIN Type	No. of Way	Size (mm) H x W x D
EAB-5	5	216 x 158 x 120
EAB-9	9	216 x 230 x 120

For additional panel keys see page 524

©ACDC Dynamics

DISTRIBUTION BOARDS FOR DIN BREAKERS

White Surface Mounting Modular Distribution Boards DIN Rail

SM Series	Code	Size H x W x D	No. of Ways DIN
	XPED-SM-1	130 x 34 x 60	1
	XPED-SM-2	130 x 52 x 60	2
	XPED-SM-4	130 x 87 x 60	4
	XPED-SM-6	160 x 125 x 60	6
	XPED-SM-8	160 x 160 x 60	8
	XPED-SM-12	160 x 260 x 60	12

Ready Boards for use with 3 x 3 Devices - empty
For complete boards, see below.

Code	Size H x W x D	No. of Modules DIN	No. of 3 x 3 Devices
CEK4-6S2	310 x 220 x 85mm	6	2
CEK4-6S4	210 x 388 x 90mm	6	4



CEK4-6S2



CEK4-6S4

READY BOARDS FOR 3 x 3 DEVICES



RB-334



RB-332



RB-334A



RB-332A

Ready Boards RB-332

- 1x 15A Switched Socket oulet
- 1x 16A SP On/Off Switch
- 1x 40A DP Earth Leakage
- 1x 20A SP Circuit breaker (Plug)
- 1x 10A SP Circuit breaker (Switch)

Ready Boards RB-334

- 3x 15A Switched Socket outlets
- 1x 16A SP On/Off Switch
- 1x 63A DP Earth Leakage
- 2x 20A SP Circuit breaker (Plugs)
- 1x 10A SP Circuit breaker (Lights)

Code	Size (mm) H x W x D	Description
RB-332	310 x 220 x 85	No Bulkhead, with 40A DP earth leakage
RB-334	210 x 388 x 90	No Bulkhead, with 63A DP earth leakage
RB-332A	415 x 220 x 85	With Bulkhead, no lamp with 40A DP earth leakage
RB-334A	210 x 493 x 85	With Bulkhead, no lamp with 63A DP earth leakage

NEW

ALL PLASTIC DISTRIBUTION BOARDS FOR DIN BREAKERS



1AB



2AB

Low Profile Flush Mounting - Supplied complete with neutral & earth bar and DIN rail, self-adhesive circuit indentification sheet & labels

Code	Size (mm) H x W x D	No. of Ways DIN
EF62012-1AB	275 x 361 x 124	12
EF62024-2AB	400 x 361 x 124	24 (2x12)
EF62032-2AB	400 x 505 x 124	32(2x16)
EF62048-2AB	400 x 577 x 124	48(2x24)

Accessories

Code	Description
EF60907	Fibre Optical Terminal Box



NEW

WATERPROOF WINDOWS FOR ELECTRICAL ENCLOSURES IP67 IK09



Code	No. of Ways	Dimensions (mm) H x W x D
LWHFSC-2	2	101 x 57 x 28
LWHFSC-4	4	101 x 93 x 28
LWHFSC-6	6	101 x 124 x 28
LWHFSC-8	8	101 x 160 x 28
LWHFSC-12	12	101 x 232 x 28
LWHFSC-16	16	101 x 304 x 28
LWHFSC-18	18	101 x 340 x 28

©ACDC Dynamics

INDUSTRIAL STEEL SURFACE DISTRIBUTION BOARDS



SM6



SMD6

Single Door (For DIN Breakers only) **IP54**

Code	No. of Way	Size (mm) H x W x D
SM6-16*	(16) 1 x 16	400 x 410 x 230
SM6-24*	(24) 2 x 12	700 x 350 x 230
SM6-36*	(36) 3 x 12	900 x 350 x 230
SM6-48*	(48) 3 x 16	900 x 410 x 230
SM6-72*	(72) 3 x 24	900 x 540 x 230
SM6-96*	(96) 4 x 24	1100 x 540 x 230
SM6-120*	(120) 4 x 30	1100 x 650 x 230

*Order Code for B22 Electric Orange, for RAL7032 Grey add "**G**"

Double Door (For DIN Breakers and main breaker) **IP54**

Code	No. of Way	Main C/B		Size (mm) H x W x D
		Size (A)	Cutout Size	
SMD6-36*	(36) 3 x 12	< 250A	23 x 51(H)	900 x 710 x 230
SMD6-48*	(48) 3 x 16	< 250A	23 x 51(H)	900 x 810 x 230
SMD6-72*	(72) 3 x 24	< 600A	65 x 90(H)	900 x 940 x 230
SMD6-96*	(96) 4 x 24	< 600A	65 x 90(H)	1100 x 940 x 230
SMD6-120*	(120) 4 x 30	< 600A	65 x 90(H)	1100 x 1050 x 230

*Order Code for B22 Electric Orange, for RAL7032 Grey add "**G**"

DOUBLE DOOR SURFACE/FLUSH D.B. BOARDS



FSB2

Double Door (For DIN Breakers on both sides)

Surface Code IP54	Size H x W x D	No. of Way	Flush Code IP40	Size (mm) H x W x D
SB2-38-312*	550 x 650 x 230	(60) 3x8 + 3x12	FSB2-38-312	650 x 700 x 170
SB2-312-316*	550 x 800 x 230	(84) 3x12 + 3x16	FSB2-312-316	650 x 800 x 170
SB2-312-324*	550 x 950 x 230	(108) 3x12 + 3x24	FSB2-312-324	650 x 950 x 170

*Order Code for B22 Electric Orange, for RAL7032 Grey add "**G**"

Features

- Padlockable Handle
- Neutral & Earth Terminal Bar included
- Removable face plate with cut outs secured with catches
- Holders included on face plate, not labeled
- 1.6mm Mild Steel Powder Coated
- 4 Mounting Brackets included (Surface only)
- Legend card holder on inside of door
- Quality door seal included (Surface)

INDUSTRIAL FLUSH MOUNT DISTRIBUTION BOXES IP40



Features

- Expanded mesh fixed to the back of wall tray to secure installation
- Fitted with face plate with coin-slot catch at the top
- Neutral and Earth terminal fitted
- Doors supplied with padlockable key locks
- Naming plate holders included on face plate
- Legend card and legend card holder fitted to inside of door

Single Door (1.6mm Mild Steel)

Code	No. of Way	Size (mm) H x W x D
FMD-16-*	(16) 1 x 16	500 x 450 x 110
FMD-24-*	(24) 2 x 12	700 x 380 x 110
FMD-36-*	(36) 3 x 12	900 x 380 x 110
FMD-48-*	(48) 3 x 16	900 x 450 x 110
FMD-64-*	(64) 4 x 16	1100 x 450 x 110
FMD-72-*	(72) 3 x 24	900 x 600 x 110
FMD-96-*	(96) 4 x 24	1100 x 600 x 110
FMD-120-*	(120) 5 x 24	1300 x 600 x 110

*Add to code "**O**" for Electric Orange, "**W**" for White

©ACDC Dynamics

METER BOXES



Eskom Meter Boards IP54

Hot dipped galvanised. 1.2mm Sheet steel.
Masonite Back Panel. 8mm Square Lock.

Galvanised Code	Powder Coated Code	Phases	Size HxWxD
ESM-1P	ESM-1P-PC	1 phase	760x320x220
ESM-3P	ESM-3P-PC	3 phase	760x610x220



Hot Dipped Galvanised Meter Boards IP54

Hot dipped galvanised. 1.2mm Sheet steel.
8mm Square Lock + Padlock

Galvanised Code	No. of Way	Size H x W x D
MUN-1P	Single phase	510 x 350 x 205
MUN-3P	Three phase	690 x 580 x 230



Pretoria / Bloemfontein Meter Boxes

Code	Size (mm) H x W x D
MBPTA-12129	300x300x225
MBPTA-12189	300x450x225
MBPTA-18189	450x450x225
MBPTA-18249	450x600x225
MBPTA-24249	600x600x225

- Mild Steel Painted
- Masonite Back Panel

SURFACE MOUNT TELKOM BOARDS



Non-Weatherproof



Weatherproof

Non-Weatherproof Code IP40	Type	Size (mm) H x W x D	Weatherproof Code IP54
TEL-S1	Telkom 1	305 x 305 x 170	WTEL-S1
TEL-S2	Telkom 2	380 x 380 x 170	WTEL-S2
TEL-S4	Telkom 4	460 x 460 x 170	WTEL-S4
TEL-S5	Telkom 5	610 x 610 x 170	WTEL-S5
TEL-S6	Telkom 6	800 x 800 x 170	WTEL-S6
TEL-S7	Telkom 7	1000 x 1000 x 170	WTEL-S7

Fitted with 6mm square key catch and wooden back panel

NEW

POLYBOX ENCLOSURES



TEC 4R



TEC 4



SDK-6



DDK-6



APK-6



SMB-4

- UV25 I • Lightweight • Linear Low Density Polyethylene (LLDPE)
- Recyclable • Certification to NRS032

Stubby IP54 - Has a horizontal locking pin which secures the top in place by means of a padlock

Code	W x H x D Size (mm)	WxHxD Working Size (mm)
TEC-4R	545 x 1120 x 370	330 x 450 x 105
TEC-COCT	720 x 835 x 395	420 x 255 x 80

Top Entry Cubicles IP54 - Concealed Anti-Vandal Hinges

Code	W x H x D Size (mm)	WxHxD Working Size (mm)
TEC-4	545 x 1120 x 370	330 x 450 x 105
TEC-6	545 x 1190 x 545	330 x 460 x 115
TEC-9	545 x 1520 x 545	330 x 800 x 105

Single Door Kiosks IP53

Code	W x H x D Size (mm)	WxHxD Working Size (mm)
SDK-6WAY	755 x 1330 x 575	540 x 800 x 170 x 230
SDK-12WAY	940 x 1530 x 575	680 x 985 x 170 x 230

Double Door Kiosks IP54

Code	W x H x D Size (mm)	WxHxD Working Size (mm)
DDK-6WAY	755 x 1330 x 700	540 x 800 x 170
DDK-9WAY	940 x 1330 x 730	680 x 800 x 170
DDK-12WAY	940 x 1530 x 730	680 x 985 x 170

All Purpose Kiosks IP54 - Pole or Wall Mount

Code	W x H x D Size (mm)	WxHxD Working Size (mm)
APK-6WAY	610 x 1065 x 410	540 x 800 x 230
APK-12WAY	740 x 1265 x 410	680 x 985 x 230

Split Meter Boxes IP54

Code	W x H x D Size (mm)	WxHxD Working Size (mm)
SMB-2	265 x 335 x 220	257 x 290 x 120
SMB-3	395 x 385 x 220	387 x 290 x 120
SMB-4	280 x 515 x 220	272 x 450 x 120
SMB-6	395 x 515 x 220	387 x 450 x 120
SMB-9	510 x 535 x 220	502 x 450 x 160

©ACDC Dynamics

STEEL DISTRIBUTION & METERING BOARDS



Outdoor Distribution Kiosk IP55

- Manufactured to the latest standards.
- Pitched roof with sliding door. Insulators with 250A busbar included.
- Uni-strut cable termination. Standard - cable gland is optional
- Spare key **TDUV-04**.
- Unique lock and key, padlock option available.
- Hinged door option available.
- Finished in textured epoxy powder coat. Standard colours B22 Orange and RAL7032 Grey. Other colours manufactured to order.

3 CR12		Mild Steel		No. of Way	(mm) W x D
Orange	Grey	Orange	Grey		
DKS3	DKS3G	DKM3	DKM3G	3	250 x 250
DKS4	DKS4G	DKM4	DKM4G	4	250 x 250
DKS6	DKS6G	DKM6	DKM6G	6	250 x 250
DKS9	DKS9G	DKM9	DKM9G	9	250 x 250
DKS12	DKS12G	DKM12	DKM12G	12	460 x 250
DKS18	DKS18G	DKM18	DKM18G	18	460 x 250
DKS24	DKS24G	DKM24	DKM24G	24	460 x 250



MKM12



MKM6

Outdoor Metering Kiosks IP55

3 CR12		Mild Steel		No. of (M) Single Phase	No. of (M) 3 Phase	(mm) W x D
Orange	Grey	Orange	Grey			
MKS3	MKS3G	MKM3	MKM3G	3	-	300 x 350
MKS6	MKS6G	MKM6	MKM6G	6	-	390 x 350
MKS9	MKS9G	MKM9	MKM9G	9	-	540 x 350
MKS12	MKS12G	MKM12	MKM12G	12	-	690 x 350
MKS18	MKS18G	MKM18	MKM18G	18	-	800 x 400
MKS24	MKS24G	MKM24	MKM24G	24	-	950 x 400
MKS6-3	MKS6-3G	MKM6-3	MKM6-3G	-	6	390 x 350
MKS12-3	MKS12-3G	MKM12-3	MKM12-3G	-	12	690 x 350

Features

- Pitched roof with 2 x sliding lid door (hinged doors optional extra)
- Polycarb reading windows (UV resistant)
- Insulators and busbars included (250A)
- Unique lock with key (padlockable optional)
- Spare key **TDUV-04**.
- Consumers Circuit Breakers can be mounted internally or be made accessible by a separate door



TDUV-04

FIBREGLASS METERING & DISTRIBUTION KIOSKS IP54

All Kiosks supplied with masonite chassis and gland plate



1 or 2 door type GLA/GLB

1 Door	2 Door	No. of Meter	Spare Mounting Board Masonite	Spare Gland Plate	Size (mm) H x W x D
GLA-2WG-*	GLB-2WG-*	2	ISK-2BB	GP-2B	1110 x 360 x 400
GLA-4WG-*	GLB-4WG-*	4	ISK-4BB	GP-4B	1110 x 530 x 400
GLA-6WG-*	GLB-6WG-*	6	ISK-6BB	GP-6B	1330 x 530 x 400
GLA-9WG-*	GLB-9WG-*	9	ISK 9BB	GP-9B	1330 x 700 x 400
GLA-12WG-*	GLB-12WG-*	12	ISK-12BB	GP-12B	1490 x 700 x 400
GLA-24WG-*	GLB-24WG-*	24	ISK-24BB	GP-24B	1490 x 880 x 400

*Add '**D**' for Distribution or '**M**' for Metering Kiosk

- All Kiosks include Busbar, Uni-strut and Busbar cover, masonite chassis and gland plate
- All Kiosks mounted on matching fibreglass plinth • Manufactured to SABS 141
- Dimensions do not include plinth



No door type with lift off cover (shown below).



Shrouded Fibreglass Kiosks - No Door

Code	Description	H x W x D - Size (mm)
ISK-9WG-M	9 way metering kiosk	1000 x 580 x 390
ISK-15WG-D	15 way distribution kiosk	1000 x 580 x 390
ISK-15WG-M	15 way metering kiosk	1000 x 550 x 390
ISK-24WG-D	24 way distribution kiosk	1200 x 860 x 460
ISK-24MP	General Application kiosk	1340 x 980 x 550

©ACDC Dynamics

ENCLOSURES



PAS



040-706



PAS-2

Passive Base Range

Code	Description
PAS	Passive Base with Rails & Double 16A Socket
PAS-2	Passive Base with Glands and Hole Cover
040-706	Splitmeter Ready Board c/w 63A Earth Leakage and 1 x 20A MCB & Double 16A Socket

- External Fixing: Mounted on Mild Steel powder coated rails
- Material: SMC
- Pole Mountable
- Wall Mountable



TMB-3B



TMB-3



SMB-1

Meter Boxes - D.M.C Polyester

Code	Description	No. of Windows	Size (mm) H x W x D
SMB1	Single Phase Meter Box	1	345 x 263 x 169
TMB-3B	Bank Meter Box	-	445 x 465 x 200
TMB-1	Meter Box One Window	1	445 x 465 x 210
TMB-2	Meter Box Two Window	2	445 x 465 x 210
TMB-3	Meter Box Three Window	3	445 x 465 x 210

POLYESTER METER BOXES IP43

URIARTE



APM-0/1/2



APM-2/3ML

Meter Boxes – Padlockable IP43

Attractive finish. 180° opening door.
Flush or surface mounting.
Meter box hinged door with or without windows.
Ventilation and drain facilities for outdoor use.

Polyester chassis plate



Enclosure Code	Meter Windows	Dimensions H x W x D (mm)	Chassis Plate Code
APM-0	–	330 x 450 x 210	PPM-0
APM-1	–	520 x 535 x 220	PPM-1
APM-2	–	520 x 700 x 220	PPM-2
Note: order chassis plate separately			
APM-0/2ML	2	330 x 450 x 210	PPM-0
APM-1/2ML	2	520 x 535 x 220	PPM-1
APM-2/2ML	2	520 x 700 x 220	PPM-2
APM-2/3ML	3	520 x 700 x 220	PPM-2
Note: order chassis plate separately			

POLYESTER MANHOLE COVERS & WATER METER BOXES

URIARTE



A-H20



TRM-25 / 40

Manholes & Water Meter Boxes

Lightweight, heavy duty, corrosion free, cannot be stolen for melting down.

Code	Description	Size
A-H20	Cover & Box for water meters	540 x 220 x 210D
TRM-25	Multi-purpose Cover and frame	250 x 250 x 20D
TRM-40	Multi-purpose Cover and frame	400 x 400 x 20D

Note: 1) Multi-purpose suitable for bearing light vehicles and supplied with neoprene gasket.
2) Water Meter box rated to withstand 12.5 tons.

©ACDC Dynamics

ENCLOSURES



Empty Pole Top Boxes For Distribution and Metering IP55

Code	Possible Applications	Size (mm)
TILT3	2 1PH Split Meters + Breaker	370 x 218 x 145
TILT5	4 1PH Split Meters + Breaker	350 x 310 x 136
TILT6	4 1PH Split Meters + 1-4 Breakers or 1 3PH Meter	480 x 355 x 149
TILT7	8 1PH Split Meters + Breaker	550 x 500 x 151

Accessories

Code	Description
TILT-TOG	Reset toggle for breakers
TILT-W	Meter window

- Lid & Base in SMC
- S/S Hinges, Top Hinged Door
- Pole or Wall Mountable
- c/w Door stay for ease of use
- Prepared with mounting posts for DIN Rail & Distribution Blocks





UTY4

D.M.C. Polyester Utility Enclosures IP65

Code	Size (mm) H x W x D
UTY2	110 x 110 x 90
NEW UT3	204 x 144 x 100
UTY4	210 x 160 x 90
UTY6	288 x 238 x 135
UT8	310 x 260 x 165

- Gasketed lid secured by four screws

D.M.C. Enclosures IP54

- 3mm, with Rubber Gasket

Code	Size (mm) H x W x D
MP-X	120 x 80 x 55
MP-A	170 x 105 x 70
MP-B	205 x 155 x 70
MP-C	305 x 205 x 110

- General purpose utility box with removable lid secured by four screws



MP-X

NEW



UTS3

D.M.C. Polyester Enclosures IP54 - With Slide Lid

Code	Size (mm) H x W x D
UTS2	155 x 144 x 100
UTS3	204 x 144 x 100
UTS4	253 x 194 x 100
UTS6	307 x 246 x 136
UTS8	359 x 298 x 176

Reticulation Type Distribution & Meter Boxes. Weatherproof







Code	PPS-1	PPS-3	UB-4
Description	Bundle Conductor Box	ECU meter Box (U7)	As per WP-1 without insert
Size (HxWxD)	312 x 193 x 120	330 x 325 x 161	315 x 185 x 120

DMC POOL BOX ENCLOSURES











Code	WP-1	WP-2	WP-3	WP-4	POOL-BOX
Description	DMC Poolbox Upward sliding lid Includes chassis plate Dinrail and Internal cover plate	DMC Poolbox Upward sliding lid Includes chassis plate, internal cover plate and 16A socket outlet	DMC Poolbox Upward sliding lid Empty enclosure	DMC Poolbox Upward sliding lid Includes chassis plate and internal cover plate with pre-made hole for 16A socket	Grey Pool Box with screw on Lid IP40
Size (HxWxD)	365 x 215 x 135mm	305 x 250 x 140mm	305 x 250 x 140mm	305 x 250 x 140mm	220 x 160 x 205mm

©ACDC Dynamics

ELECTRICAL DISTRIBUTION BOARDS - FLUSH AND SURFACE MOUNT IP54



VB Series Polyester Boxes

General purpose boxes used in electrical, communications, water and gas installations. Manufactured from high density polyester plastic with aluminium frame and door (c/w handle lock). Finished in white thermo hardened powder coating.

Description	Flush Code	Size (mm) L x W x D	Surface Code	Size (mm) L x W x D
Empty meter box single phase or 3 phase	VB100	250 x 400 x 199	VB101	250 x 400 x 199



Series 01 Meter Boxes

For use in electrical meter installations. Manufactured from zinc and aluminium plate. Finished in white thermo hardened powder coating. Supplied complete with door handle lock. Options are flush mount (built into wall) or Surface Mount.

3 phase electrical meter box	QV01.100	235 x 410 x 200	QV01.101	270 x 445 x 200
Double 3 phase electrical meter box	QV01.100/2	460 x 405 x 200		
Single phase electrical meter box	QV01.120	205 x 305 x 175	QV01.121	240 x 340 x 175
Double single phase electrical meter box	QV01.120/2	405 x 305 x 175		



Series 01 Metal Electrical Distribution Boxes

Space for 16-48 circuit breakers, (model dependant). Manufactured from zinc and aluminium plate. Finished in white thermo hardened powder coating. Supplied complete with door handle lock. Flush and surface mount models available.

Electrical distribution box 16 modules	QV01.200	200 x 355 x 130	QV01.201	240 x 390 x 130
Electrical distribution box 24 modules	QV01.205	270 x 355 x 130	QV01.206	310 x 390 x 130
Electrical distribution box 36 modules	QV01.210A500	270 x 465 x 130	QV01.211A500	310 x 500 x 130
Electrical distribution box 48 modules	QV01.215	270 x 585 x 130	QV01.216	310 x 620 x 130



Series 01 Electical Column Boxes

For housing distributed bus and protected bus systems. Manufactured from zinc and aluminium plate. Finished in white thermo hardened powder coating. Supplied complete with door handle lock.

Column box CAD 32 Amperes	QV01.220	315 x 255 x 120	QV01.221	350 x 290 x 120
Column box CAD/CBD 32/63 Amperes	QV01.230	455 x 305 x 120	QV01.231	490 x 340 x 120
Column box CAQ/CBQ 32/63 Amperes	QV01.240	555 x 395 x 120	QV01.241	590 x 430 x 120
Input protection box 3 x 100	QV01.284	305 x 305 x 150	QV01.285	300 x 300 x 150
Input protection box 3 x 250	QV01.286	315 x 465 x 200	QV01.287	350 x 500 x 200



Series 02 Metal Telecommunications Boxes

Designed specifically for the telecom installations. Manufactured from zinc and aluminium plate. Supplied without lock (see accessories). Finished in white thermo hardened powder coating. Flush mount or surface mount models available.

Telecommunications box	QV02.311	255 x 305 x 120	QV02.301	250 x 300 x 120
Telecommunications box	QV02.312	405 x 425 x 150	QV02.302	400 x 420 x 150
Telecommunications box	QV02.313	505 x 605 x 160	QV02.303	500 x 600 x 160
Telecommunications box	QV02.314	705 x 905 x 160	QV02.304	700 x 900 x 160
ATE Telecommunications box			QV02.346	830 x 900 x 200
ATE Telecommunications box			QV02.347	830 x 1070 x 200
ATE Telecommunications box			QV02.348	830 x 1240 x 200

Accessories

Code	Description
QV02.397	Metal lock (no key)
QV02.398	Key



QV02.397



QV02.398

WATER METER/DISTRIBUTION BOXES - FLUSH MOUNT ONLY



Series 03/04 Water Meter Boxes - Only available in Flush Mount

Water metering boxes with meter reading window. Manufactured from zinc and aluminium plate. Finished in white thermo hardened powder coating. Supplied complete with door, triangular key/handle lock. Flush mount or surface mount available.

Flush Code	Description	L x W x D - Size (mm)
QV03.370	Box for single meter c/w triangular lock	465 x 365 x 200
QV03.371	Box for simple meter c/w triangular lock	505 x 405 x 200
QV03.372	Box for simple meter c/w triangular lock	605 x 405 x 200
QV03.380	Box for 2 meters c/w triangular lock	465 x 565 x 200



Series 03/04 Water Distribution Boxes - Only available in Flush Mount

Water distribution boxes: Manufactured from Zinc and Aluminium plate. Finished in White Thermo Hardened Powder Coating. Supplied complete with door, triangular key/handle lock. flush mount or surface mount available.

QV04.410	Water distribution box c/w handle lock	315 x 205 x 90
QV04.411	Water distribution box c/w handle lock	315 x 405 x 900
QV04.412	Water distribution box c/w handle lock	425 x 495 x 90
QV04.413	Water distribution box c/w handle lock	500 x 600 x 90

FTTH Enclosures

SEC





060-233 Optical Enclosure for Quad GTU

060-244C-QUAD Optical Enclosure Cover for Quad GTU





060-245C-DCSS Optical Enclosure Cover for DCSS GTU

060-246-BASE Optical Enclosure Base, Unit for ONT + GTU

©ACDC Dynamics

SPECIAL ELECTRONIC ENCLOSURES


DB-6T


DB-12T


BS6-2T


BS10-2T


PC35-A


DB26-T

DIN Mount Enclosures

Code	Description	Size (mm) W x L x D
DB-6T	6 Terminal	22.5 x 81.8 x 99
DB-12T	10 Terminal	43.6 x 81.8 x 99
BS6-2T	10 Terminal	70 x 65 x 112
BS10-2T	20 Terminal	70 x 100 x 112
PC35-A	Open type for terminal plugs ribbed sides	82 x 100 x 72
DB26-T	26 Terminal	110 x 155 x 110


F10-G


F10-C

Base Mount Box IP65

F10-C	Clear Lid with terminal chamber	200 x 160 x 77
F10-G	Grey Lid with terminal chamber	200 x 160 x 77


G968G-0


04.4910000

DIN Box RAL7035 Grey

04.4910000	10 terminal DIN Mount Box ABS UL94V-0 self-extinguishing	55 x 70 x 110

Instrument Housing ABS Grey

G968G-0	Complete with base, top, battery cover and 4 screws. Display Area: 71.5 x 35mm	100 x 180 x 40


RM2055L-FT

Desktop Instrument Housing ABS Grey

Grey ABS Front Plate	Transparent Red Front Plate	Standard Sizes (mm) W x D x H
RM2055L-FT	RM2055L-IR-FT	190 x 140 x 70
RM2095S-FT	RM2095S-IR-FT	250 x 180 x 50


SDP


SDA

Universal DIN Supports

SDA	DIN Support	90 x 35
SDD	DIN Support	90 x 44
SDP	DIN Support	55.40 x 44

ELECTRONIC INSTRUMENTATION ENCLOSURES

INC BOX

Material:
Noryl Black
UL94V-0








	36 x 72	48 x 48	48 x 96	72 x 72	96 x 96	144 x 144
Depth 57mm	**01.107.L057**	**01.108.L057**	**01.109.L057**	**01.110.L057**	**01.111.L057**	**01.509.L057**
Depth 100mm	**01.107.L100**	**01.108.L100**	**01.109.L100**	**01.110.L100**	**01.111.L100**	**01.509.L100**
Front Panel Aluminium	**06.291**	**06.292**	**06.293**	**06.294**	**06.295**	**06.298**
Front Panel Noryl Black	**06.251**	**06.252**	**06.253**	**06.254**	**06.255**	**06.258**
Front Panel, Plexiglass Red, transparent	**06.200**	**06.201**	**06.202**	**06.203**	**06.204**	**06.207**
Rear Panel Noryl Black	**06.271**	**06.272**	**06.273**	**06.274**	**06.275**	**06.376** (PVC)
Protection Cover IP54	–	–	**03.432**	**03.433**	**03.434**	**03.436**




Front ALU Plate


FR/RR Plate


Front Red Plate

©ACDC Dynamics

ELECTRONIC INSTRUMENTATION ENCLOSURES

Type MH68 terminals on top only



Type MDH68 with hinged cover and terminal top & bottom





HC53

DIN Width:	1M	2M	3M	4M	6M Terminals Top only	6M Terminals Top&Bottom	9M Terminals Top only	9M Terminals Top&Bottom
Housing Type H53	1MH53	2MH53	3MH53	4MH53	6MH53	6MDH53	9MH53	9MDH53
Housing Type H68	1MH68	2MH68	3MH68	4MH68	6MH68	6MDH68	9MH68	9MDH68
Housing Type HC53	1MHC53	2MHC53	3MHC53	4MHC53	6MHC53	6MDHC53	9MHC53	9MDHC53
Top cover Grey	P05010201P	P05020201P	P05030201P	P05040201P	P05060201P		P05090201P	
Top cover Red transparent	P05010821P	P05020821P	P05030821P	P05040821P	P05060821P		P05090821P	
Top cover hinged transparent for H68 only	P05010721R	P05020721R	P05030721R	P05040721R	P05060721R		P05090721R	

Type H53 has no provision for hinged top cover. HC53 Solid Top

Terminal Covers

	3T with breakout plastic for terminals required only		For 5mm or 5.08mm pitch terminals		For 7.5mm pitch terminals		For 10mm pitch terminals		No holes (blank)
	Code	No of Holes	Code	No of Holes	Code	No of Holes	Code	No of Holes	Code
1M	P05010203T	3	P05010201T	3	P05010204T	2	P05010202T	2	P05010206T
2M	P05020203T	6	P05020201T	6	P05020204T	4	P05020202T	3	P05020206T
3M	P05030203T	9	P05030201T	9	P05030204T	6	P05030202T	5	P05030206T
4M	P05040203T	12	P05040201T	12	P05040204T	8	P05040202T	6	P05040206T

For Terminal Blocks see Page 22.2. Special Terminal Covers can be made to order.

Housing Dimensions

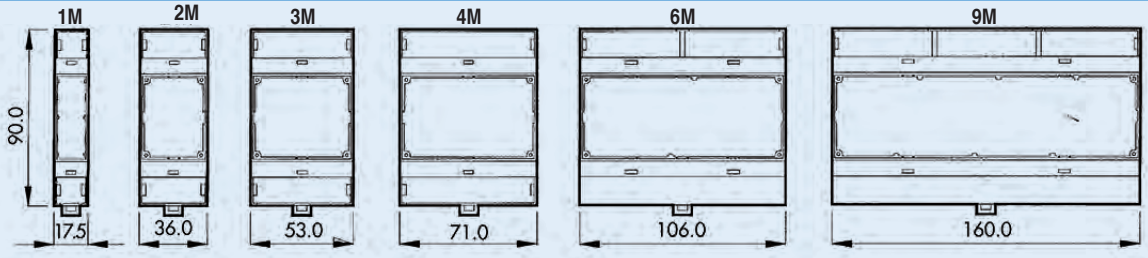

MODULBOX (DIN Mount)

① case
② base
③ fastening element
④ terminal cover*
⑤ panel*
⑥ panel with hook*
⑦ panel with hinges*
⑧ terminal*
*accessories

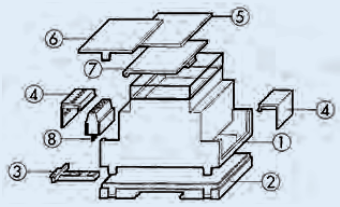

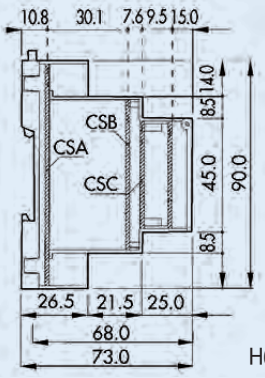

H68



Top Plate for H53/ H68

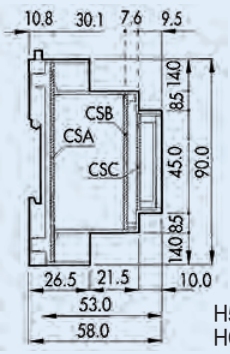

H53 & HC53

Material:
Self-extinguishing Noryl UL94V-0
Grey RAL7035

Special colours on request

PC Board dimensions

	1M	2M	3M	4M	6M	9M
CSA	86.7 x 14.4	86.7 x 33.0	86.7 x 50.3	86.7 x 68.0	86.7 x 103.0	86.7 x 155.0
CSB	57.8 x 14.2	58.8 x 32.0	58.8 x 49.3	58.8 x 67.0	58.8 x 102.0	58.8 x 155.4
CSC	41.8 x 14.2	42.0 x 32.0	42.0 x 49.3	42.0 x 67.0	42.0 x 102.0	42.0 x 154.0

Thickness of printed circuit boards 1.6mm
Tolerance CSA – CSB – CSC: up to 86.7 = 0 ч -0.3; over 86.7 = ± 0.3

©ACDC Dynamics



Project Boxes - IP42

With flanges for wall mounting, moulded in high impact styrene with screws, lid and slots for PC Boards.

Code Black	Code Grey	Code Beige	Size L x W x H
A1-B	A1-G	–	74 x 54 x 37
A2-B	A2-G	–	94 x 65 x 42
A3-B	A3-G	–	114 x 74 x 52
A4-B	A4-G	–	134 x 85 x 52
H1-B	–	H1-BG	85 x 56 x 30
H2-B	–	H2-BG	99 x 59 x 26











Project Boxes - IP42

Moulded in high impact styrene with screws and lid.
With or without internal ribs for PC Boards.

Code Black without Ribs	Code Black with Ribs	Code Grey without Ribs	Code Grey with Ribs	Size L x W x H
P1-B	–	P1-G	–	70 x 50 x 25
E11-B	–	E11-G	–	112 x 62 x 25
S10-B	S10-BR	S10-G	S10-GR	85 x 56 x 30
S20-B	S20-BR	S20-G	S20-GR	130 x 70 x 44
S30-B	S30-BR	S30-G	S30-GR	105 x 105 x 50
S40-B	S40-BR	S40-G	S40-GR	150 x 90 x 55
S50-B	S50-BR	S50-G	S50-GR	195 x 110 x 60
E20-B	–	E20-G	–	111 x 60 x 40





















RP Series IP65

Polycarbonate		ABS	Size
Clear Lid	Grey Lid	Grey Lid	L x W x H
RP1020C	–	RP1025	65 x 60 x 40
RP1060C	–	RP1065	85 x 80 x 55
RP1130C	–	RP1135	125 x 85 x 55
RP1150C	–	RP1155	125 x 85 x 85
RP1170C	–	RP1175	165 x 85 x 55
RP1180C	–	RP1185	165 x 85 x 85
RP1240C	–	RP1245	165 x 125 x 75
RP1280C	–	RP1285	186 x 146 x 75
G256C	G256	–	82 x 80 x 55
G258C	G258	–	160 x 80 x 55
G269C	G269	–	200 x 120 x 75

Polycarbonate clear lids with UV stabilized

Accessory: Wall-Mounting Feet

ABS, in Light Grey colour, supplied with Wall Plugs and fixing screws.
MF0041 4 pcs per supply pack.

Aluminium EL Box Series IP65

Code Natural	Code Grey RAL7035	Size L x W x H
G102	G102P	90 x 36 x 30
G104	G104P	64 x 58 x 35
G106	G106P	115 x 65 x 30
G111	G111P	115 x 65 x 55
G113	G113P	115 x 90 x 55
G115	G115P	148 x 108 x 75
G120	G120P	171 x 121 x 55
G124	G124P	222 x 146 x 55

©ACDC Dynamics

19" CABINETS



- **IP40**
- DIN 41490
- For loads up to 600kg
- Frame: extruded aluminium alloy, powder coated. Textured Ocean Grey
- Doors, sides and top plate mild steel, powder coated. Textured Goose Grey.
- Tempered glass lockable door – grey tinted.

Standard Floor Standing Cabinet 19" & Slack Racks

Cabinet comprises, frame, side and rear door, front glass door, raised top plate, two mounting rails and adjustable feet.

Rack Capacity	Height (mm)	Cabinets - 600mm wide			Slack Racks - 300mm wide		
		600 Deep	800 Deep	1000 Deep	600 Deep	800 Deep	1000 Deep
12U	730	AL-1206-*	AL-1208-*	AL-1210-*	–	–	–
15U	870	AL-1506-*	AL-1508-*	AL-1510-*	–	–	–
20U	1090	AL-2006-*	AL-2008-*	AL-2010-*	–	–	–
25U	1310	AL-2506-*	AL-2508-*	AL-2510-*	–	–	–
34U	1710	AL-3406-*	AL-3408-*	AL-3410-*	SR-3406-*	SR-3408-*	SR-3410-*
38U	1890	AL-3806-*	AL-3808-*	AL-3810-*	SR-3806-*	SR-3808-*	SR-3810-*
43U	2110	AL-4306-*	AL-4308-*	AL-4310-*	SR-4306-*	SR-4308-*	SR-4310-*
47U	2290	AL-4706-*	AL-4708-*	AL-4710-*	SR-4706-*	SR-4708-*	SR-4710-*



WM06S-400

19" Wall Mounting Enclosures

Comprising housing, lockable glass door and 2 x 19" mounting rails which are fully depth adjustable.

Cabinet	Height (mm)	Width (mm)	Fixed		Hinged	
			Code	Depth	Code	Depth
6U	327	560	WM06-300-*	300mm	WM06S-400-*	400mm
9U	460	560	WM09-450-*	450mm	WM09S-550-*	550mm
12U	593	560	WM12-500-*	500mm	WM12S-600-*	600mm
15U	726	560	WM15-500-*	500mm	WM15S-550-*	550mm

*Add colour to code: ● **G** *(Grey)*, ● **BK** *(Black)*



Fan Trays (fans excluded*) – two halves.

Size	Code
600 x 600 2 fans	FT6062
600 x 600 4 fans	FT6064
600 x 800 2 fans	FT6082
600 x 800 4 fans	FT6084
600 x 1000 2 fans	FT6102
600 x 1000 4 fans	FT6104
600 x 600 2 fans & brushed cable entry	FTB6062
600 x 800 2 fans & brushed cable entry	FTB6082
600 x 1000 2 fans & brushed cable entry	FTB6102





Brushed



Plain

Gland Plates (consists of two halves)

Size	Code Brushed	Code Plain
600D	BGP606	GP606
800D	BGP608	GP608
1000D	BGP610	GP610



19" Blanking Plates

Size	Code
43.6h 1U	UP-01U-*
88.6h 2U	UP-02U-*
132.6h 3U	UP-03U-*
177.0h 4U	UP-04U-*
265.9h 6U	UP-06U-*
443.7h 10U	UP-10U-*

*Add colour to code: ● **G** *(Grey)*, ● **BK** *(Black)*



Brush Panel - 1U

Code	Description
BP-50	With 50mm rear plate

19" Mounting Rails Left & Right



Size	Code	Size	Code
535h 12U	MR12	1513h 34U	MR34
665h 15U	MR15	1691h 38U	MR38
891h 20U	MR20	1913h 43U	MR43
1113h 25U	MR25	2091h 47U	MR47

Keyboard Tray Telescopic Sliding Tray

ST450



Circuit Breaker B - (excluding C/B's DIN Mount)



Size	No. of Way	Code
3U	20 Way	CB20-*
3U	12 Way	CB12-*

*Add colour to code: ● **G** *(Grey)*, ● **BK** *(Black)*

Support Shelves

(Front and Rear Mount).
Requires 4 mounting rails in cabinet.
Only for Floor standing AL range



Size	Code
330d 15h	SS330-*
450d 15h	SS450-*

*Add colour to code: ● **G** *(Grey)*, ● **BK** *(Black)*

19" Front Mount Shelves



Size	Code
330d 2U	MS330-*
450d 2U	MS450-*

*Add colour to code: ● **G** *(Grey)*, ● **BK** *(Black)*

Cage Nut Set



Code	Description
CNS-1/4	Cage Nut set c/w screw and plastic washer. Set of 4

ENCLOSURES & FITTINGS

©ACDC Dynamics

19" RACK ACCESSORIES



Extension Plugs 15A - c/w circuit breaker protection

Code	Description
PE05	5 way 350mm
PE10	10 way 700mm
PE05-D	5 way dedicated plug
PE10-D	10 way dedicated plug



Network Patch Panels

No. of Way	Code CAT5E	Code CAT6
18 Way	GMCA50	GMCA618
24 Way	GMCA51	GMCA624



19" Power Panel with IEC Socket

c/w 1.8m power cable

Code	Description
WT-2143A	9 Way Socket with ON / OFF Switch
WT-2143B	8 Way Socket with ON / OFF Switch, overload protection and light



19" Cable Manager

Code	Description
WT-2049B	with plastic cover
WT-2110	with 5pc plastic rings

WATERPROOF PLASTIC ENCLOSURES IP65





TJ Series - Plastic Latch and Hinge Type



Grey Lid Code	Size (mm) W x H x D	Clear Lid Code	Mounting Plate	Spare	
				Latch	Hinge
TJ-MG-2030	200 x 300 x 180	TJ-MT-2030	TJ-2030	WTK010	HG-PLASTIC
TJ-MG-3030	300 x 300 x 180	TJ-MT-3030	TJ-3030	WTK010	HG-PLASTIC
TJ-MG-3040	300 x 400 x 180	TJ-MT-3040	TJ-3040	WTK010	HG-PLASTIC
TJ-MG-4030	400 x 300 x 180	–	TJ-4030	WTK010	HG-PLASTIC

- Made from ABS/Polycarbonate
- Suitable as terminal box, junction box etc.
- Temp Range: -40˚C to + 80 ˚C



- Made from ABS/Polycarbonate
- Suitable as terminal box, junction box etc.
- Temp Range: -40˚C to + 80 ˚C



TJS-50 / TJCB-70

TJ Series - Screw Type

Grey Lid Code	Size (mm) W x H x D	Clear Lid Code	Mounting Plate		Spare Screw
			Plastic	Metal	
TJ-AG-2819	280 x 190 x 130	TJ-AT-2819	TJ-2819P	TJ-2819	TJS-50
TJ-AG-2819-1	280 x 190 x 190	TJ-AT-2819-1	TJ-2819P	TJ-2819	TJCB-70
TJ-AG-2828	280 x 280 x 130	TJ-AT-2828	TJ-2828P	TJ-2828	TJS-50
TJ-AG-2828-1	280 x 280 x 180	TJ-AT-2828-1	TJ-2828P	TJ-2828	TJCB-70
TJ-AG-3428	340 x 280 x 130	TJ-AT-3428	TJ-3428P	TJ-3428	TJS-50
TJ-AG-3428-1	340 x 280 x 180	TJ-AT-3428-1	TJ-3428P	TJ-3428	TJCB-70
TJ-AG-3828	340 x 280 x 130	TJ-AT-3828	TJ-3828P	TJ-3828	TJS-50
TJ-AG-3828-1	280 x 380 x 180	TJ-AT-3828-1	TJ-3828P	TJ-3828	TJCB-70

©ACDC Dynamics

ECONOMIC PLASTIC SURFACE MOUNTING ENCLOSURES



Junction Boxes

- Stepped glands
- Press-on lids
- RAL 7032 Grey
- Flame Resistant. Self-extinguishing
- Temperature range -5° to + 60°C
- Shock resistant 6J

The Contractors choice!

Code	External Dimensions (mm)	Entries No	Conduit Size Ø (mm)	IP Rating	Pack/ Carton Qty
400C1	Ø65 x 35D	4	20	IP44	5/120
400C2	Ø80 x 40D	4	20	IP44	5/150
400C3	80 x 80 x 40D	6	20	IP44	5/160



Junction Boxes

- Stepped glands
- Screw-on lids
- RAL 7032 Grey
- Flame Resistant. Self-extinguishing
- Temperature range -5° to + 60°C
- Shock resistant 6J

Code	External Dimensions (mm)	Entries No	Conduit Size Ø (mm)	IP Rating	Pack/ Carton Qty
400C4	100 x 100 x 50	6	20	IP55	100
400C4R	120 x 80 x 50	6	20	IP55	100
400C5	150 x 110 x 70	10	20	IP55	42



Standard Enclosures - Smooth side walls. Lids with captive screws

Code Grey Lid	External Dimensions (mm)	Code Clear Lid	IP Rating	Carton Qty
410C4	100 x 100 x 50D	–	IP56	100
410C4R	120 x 80 x 50D	–	IP56	100
410C5	150 x 110 x 70D	420C5	IP56	42
410C6	190 x 140 x 70D	420C6	IP56	24
410C7	240 x 190 x 90D	420C7	IP56	16
410C8*	300 x 220 x 120D	420C8*	IP56	6
410C9*	380 x 300 x 120D	420C9*	IP56	4

*Nylon Screws



Deep Enclosures - Smooth walls. Deep Lids with captive screws

Code Grey Lid	External Dimensions (mm)	Code Clear Lid	IP Rating	Carton Qty
430C5	150 x 110 x 140D	440C5	IP56	18
430C6	190 x 140 x 140D	440C6	IP56	16
430C7	240 x 190 x 160D	440C7	IP56	8
430C8*	300 x 220 x 180D	440C8*	IP56	4

*Nylon Screws



Chassis Plates - Galvanised Steel

Code	Enclosure Dimensions (mm)	Pack Qty
GX44614	150 x 110	30
450P6	190 x 140	30
450P7	240 x 190	30
450P8	300 x 220	20
450P9	380 x 300	20

NEW KATKO



Grey Lid



Clear Lid



Recycled Plastic Blend - Black

KCS Enclosures IP66 - 1/4 Turn Screws for Lid

Dimensions H x W x D (mm)	Code Grey Lid	Code Clear Lid	Code Black Lid
95 x 95 x 65	KCS996PC	KCS996PCT	KCS996RP
135 x 95 x 70	KCS1397PC	KCS1397PCT	KCS1397RP
135 x 135 x 75	KCS13137PC	KCS13137PCT	KCS13137RP
190 x 135 x 90	KCS19139PC	KCS19139PCT	KCS19139RP
270 x 190 x 100	KCS271910PC	KCS271910PCT	KCS271910RP
Material	Polycarbonate	Polycarbonate	Recycled Plastic

©ACDC Dynamics



GEWISS

23

Discover the excellence of Gewiss products in our dedicated section. Renowned for their innovation and quality, Gewiss offers a wide range of electrical solutions designed to enhance safety, efficiency, and convenience. From cutting-edge circuit breakers to advanced lighting systems, our Gewiss range provides reliable performance for residential, commercial, and industrial applications.

WATERTIGHT SURFACE MOUNTING PLASTIC ENCLOSURES

44CE Range RAL 7035 Grey

HF Halogen Free EN 50267-2-2



Junction Boxes with Stepped Glands and Press-on Lids - IP44 - TP85°C

Code	Internal Dimensions (mm)	Entries No.	Gland hole Ø (mm)	Conduit Max Ø (mm)	Spare Lid Screw	Pack/ Carton Qty
GW44001	Ø 65 x 35	4	23	20	–	5/280
GW44002	Ø 80 x 40	4	23	20	–	5/135
GW44003	80 x 80 x 40	6	23	20	–	5/90



HF Halogen Free EN 50267-2-2

Junction Boxes with Stepped Glands. Lids with Captive Screws - IP55 - TP85°C

GW44004	100 x 100 x 50	6	29	25	4 S/S screws	60
GW44005	120 x 80 x 50	6	29	25	4 S/S screws	66
GW44006	150 x 110 x 70	10	29	25	4 S/S screws	40
GW44007*	190 x 140 x 70	10	37	32	a	24
GW44008*	240 x 190 x 90	12	37	32	a	12
GW44009*	300 x 220 x 120	12	48	32	b	6

* Sealable Enclosure with hinged plastic screw-on lid



HF Halogen Free EN 50267-2-2

Enclosures with standard lid - IP56

Grey lid Code TP85°C	Internal Dimensions (mm)	Spare Lid Screw	Pack/Crt Qty	Clear lid Code TP110°C
GW44204	100 x 100 x 50	4 S/S screws	105	–
GW44205	120 x 80 x 50	4 S/S screws	91	–
GW44206	150 x 110 x 70	4 S/S screws	50	GW44426
GW44207*	190 x 140 x 70	a	30	GW44427*
GW44208*	240 x 190 x 90	a	14	GW44428*
GW44209*	300 x 220 x 120	b	6	GW44429*
GW44210*	380 x 300 x 120	b	4	GW44430*
GW44211*	460 x 380 x 120	a	3	GW44431*

* Sealable Enclosure with hinged plastic screw-on lid



HF Halogen Free EN 50267-2-2

Enclosures with Deep Lid - IP56

Grey lid Code TP85°C	Internal Dimensions (mm)	Spare Lid Screw	Pack/Crt Qty	Clear lid Code TP110°C
GW44214	100 x 100 x 120	4 S/S screws	45	–
GW44215	120 x 80 x 120	4 S/S screws	55	–
GW44216	150 x 110 x 140	4 S/S screws	24	GW44436
GW44217*	190 x 140 x 140	a (AS01092)	16	GW44437*
GW44218*	240 x 190 x 160	a (AS01092)	12	GW44438*
GW44219*	300 x 220 x 180	b (AS01093)	7	GW44439*
GW44220*	380 x 300 x 180	b (AS01093)	3	GW44440*
GW44221*	460 x 380 x 180	b (AS01093)	2	GW44441*

* Sealable Enclosure with hinged plastic screw-on lid



Galvanized Metal Chassis Plates

GX44614	150 x 110
GX44615	190 x 140
GX44616	240 x 190
GX44617	300 x 220
GX44618	380 x 300
GX44619	460 x 380



Insulated Chassis Plates

–
GW44625
GW44626
GW44627
GW44628
GW44629

Accessories



GW44621



GW44622



GW52401



Ø47mm

GW44620

GW44621	Wall Mounting Brackets, for Enclosures 38mm	190 x 140 & larger
GW44620	Watertight Coupler 47mm I.D.	10/160
GW44622	Screw Cap Ø 16mm	10/100
GW50428	Stepped Glands (for 20mm hole)	100/1000
GW50429	Stepped Glands (for 23mm hole)	100/1000
GW50430	Stepped Glands (for 29mm hole)	100/1000
GW50431	Stepped Glands (for 37mm hole)	50/500
GW50432	Stepped Glands (for 48mm hole)	35/350
GW52401	HSS Steel multi dia. milling cutter for plastic boxes	1/4
AS01092	Spare Nylon 10mm Screw for enclosures 'a'	
AS01093	Spare Nylon 12mm Screw for enclosures 'b'	
58110313	S/S Screws for GW44204/5/14/15	
58110305	S/S Screws for GW44206 and GW44216	



Stepped Gland



©ACDC Dynamics

WATERTIGHT SURFACE MOUNTING PLASTIC ENCLOSURES

44CE Range
Ral 7035 - Grey

1/4 Turn Screws on the lid for Easy Access



EN 50267-2-2

GW44234

Junction box with Plain Quick Fixing Lid - IP55

Grey Lid Code TP85˚C	Internal Dimensions (mm)	Spare Lid Screw	Pack/Carton Qty	Clear Lid Code
GW44234	100 x 100 x 50	—	105	N/A
GW44236	150 x 110 x 70	—	50	N/A

High capacity bottom allows for large conduit/gland entries



EN 50267-2-2

GW44114

Enclosures with High Capacity Bottom - IP56

GW44114	100 x 100 x 80	4 s/s screws	45	—
GW44117	190 x 140 x 110	a	16	GW44137
GW44118	240 x 190 x 130	a	12	GW44138
GW44119	300 x 220 x 170	b	7	GW44139
GW44120	380 x 300 x 170	b	3	GW44140

TERMINAL BLOCKS

GW44608



GW44612
GW44614TB





GW44607 Example



GW44610 Example

Press-on Multi-Pole Terminal Blocks for 44CE - Grey RAL7035, 450V

Code	No. of ways	Cable Size	Max Load	Pack/Carton
GW44606	3 x	4mm²	57A	10/100
GW44607	4 x	4mm²	57A	10/100
GW44608	5 x	4mm²	57A	10/100
Screw-on Multiple Terminal Blocks - Grey RAL7035, 750V				
GW44610	5 x	6mm²	76A	10/100
GW44612	5 x	16mm²	125A	10/100
GW44614TB	5 x	35mm²	210A	1/10



GW44671



GW44681



GW44682



GW44673 + GW44672 + 2x GW44682



GW44674 + GW44681

Single Pole Insulated Cage Terminal Blocks – Transparent, 450V

GW44671	3 x	6mm²	76A	10/100
GW44672	5 x	6mm²	76A	10/100
GW44673	4 x	16mm²	125A	10/50
GW44674	[2 x	16mm²]	125A	10/50
	3 x	6mm²		
GW44681	Support for mounting on DIN Rail		-	100
GW44682	Adaptor for fixing into enclosure base		-	200



GW44704 + GW44708



GW44706



GW44720

Single Pole Terminal Blocks - Transparent, 450V

Code	No. of ways	Cable Size	Max Load	Pack/Carton
GW44704	4 x	6mm²	76A	1/100
GW44706	6 x	6mm²	76A	1/100
GW44708	8 x	6mm²	76A	1/100

Din Mount Bracket (Max 12 way)

Code	Terminal Block Combinations	Pack/Carton
GW44720	**GW44704** x 3; **GW44706** x 2, **GW44708** x 1 + **GW44704** x 1; **GW44706** x1 + **GW44704** x 1	1/50

WATERTIGHT SURFACE MOUNTING METAL ENCLOSURES

GW Connect Range



Grey Painted Enclosures - Die Cast Aluminium - **IP66**

Code	Internal Dimensions L x H x D (mm)	Pack Qty	Chassis Plates	Pack Qty
GW76261	91 x 91 x 54	40	-	10
GW76262	128 x 103 x 57	32	GW76272	10
GW76263	155 x 130 x 58	24	GW76273	10
GW76264	178 x 156 x 75	16	GW76274	10
GW76265	239 x 202 x 85	8	GW76275	5
GW76266	294 x 244 x 114	4	GW76276	5
GW76267	392 x 298 x 144	1	GW76277	5



Unpainted Enclosures - Die Cast Aluminium - **IP66**

Code	Internal Dimensions L x H x D (mm)	Pack Qty	Chassis Plates	Pack Qty
GW76281	91 x 91 x 54	40	-	10
GW76282	128 x 103 x 57	32	GW76272	10
GW76283	155 x 130 x 58	24	GW76273	10
GW76284	178 x 156 x 75	16	GW76274	10
GW76285	239 x 202 x 85	8	GW76275	5
GW76286	294 x 244 x 114	4	GW76276	5
GW76287	392 x 298 x 144	1	GW76277	5

©ACDC Dynamics

EMERGENCY BREAK-GLASS STATIONS


GW42201


GW42202


GW42204


GW42203


GW42216

IP55 RAL3000 Red Surface / Flush Mounting Emergency Enclosure

Code	Description	Size HxWxD	Carton
GW42201	Break glass station with push button which can be lit. 1NO + 1NC (expandable up to 4 contacts)	120 x 120 x 50	1/10
GW42211	Spare 'Safe Push' glass for **GW42201**	79 x 79 x 2	1/10
GW30943	230V lamp 0.4 Watts for Push Button	-	1/50
GW74201	1 N/O Contact block 3A @ 240 V	-	10/60
GW74202	1 N/C Contact block 3A @ 240 V	-	10/60
GW42204	Station with 22mm Ø hole and key lock	180 x 108 x 100	1/10
GW42213	Spare 'Safe Push' glass for **GW42204**	74 x 63 x 2	1/10
GW42202	Red Emergency DB 1 x 8m c/w Din Rail	180 x 180 x 100	1/10
GW42203	Station with key lock and galvanised metal chassis plate	180 x 180 x 100	1/10
GW42212	Spare 'Safe Push' glass **GW42203**	74 x 142 x 2	1/10
GW42216	Glass hammer with fixing support	-	1/10

FLUSH MOUNTING JUNCTION & CONNECTION BOXES


GW48004


GW48006

Junction & Connection Boxes

Code	Outer Dimensions L x H x D (mm)	Compartment Pre-Arrangement	Carton QTY
Without DIN Rail			
GW48001	92 x 92 x 45	1	162
GW48002	118 x 96 x 50	1	114
GW48003	118 x 96 x 70	1	84
GW48004	152 x 98 x 70	1	84
GW48005	160 x 130 x 70	1	49
With DIN Rail			
GW48006	196 x 152 x 75	2	34
GW48007	294 x 152 x 75	3	22
GW48008	392 x 152 x 75	4	17
GW48009	480 x 160 x 75	3	17
GW48010	516 x 202 x 90	3	9
GW48011	516 x 294 x 90	6	5


GW48661

Boxes with Lid

Code IP40	Code IP55	Outer Dimensions L x H x D (mm)	Compartment Pre-Arrangement	Carton QTY
GW48661 –	GW48671 –	138 x 169 x 70	1	1/28
GW48662 *	GW48672 *	308 x 169 x 70	2	1/14
GW48663 –	GW48673 –	398 x 169 x 70	3	1/9

– No DIN Rail * Ready to house the DIN Rail - 14 Modules

SURFACE MOUNTING ENCLOSURES


Cover with honeycomb finish makes it possible to easily surface mount equipment

42 TV RANGE complete with Hinge. RAL 7035 Grey IP41

Surface-mounting adaptable enclosures with reversible door with smooth and honeycombed surface

Code	Internal dimensions L x H (mm)	Depth D (mm)	No. Entries Ø 20.5	No. Entries Ø 20.5/23	No. Entries Ø 23/29	Chassis Plates
GW42002	200 x 150	60	12	4	–	GW44615
GW42003	200 x 150	80	12	4	–	GW44615
GW42005	300 x 200	60	–	–	16	GW44616
GW42006	300 x 200	80	–	–	16	GW44616



Junction box for combination of modular Enclosures & Components - IP55

Code	Description
GW27402	132 x 82 x 55mm Junction Box (See also pg692)
GW26406	Watertight coupler 23mm pg16
GW44622	Insulating Screw Cap Dia. 16mm


GW26406


GW44622

©ACDC Dynamics

WATERTIGHT ENCLOSURES

46 Range - Triangular Key Locks - Chassis Plates to be ordered separately

Polyester
- RAL 7035
- **IP65**

Mild Steel
- RAL 7035
- **IP55**

304 Stainless Steel
- Polished
- **IP55**
- Max +60°C; Min -25°C

EN 62208 EN 50267-2-2



Polyester



Stainless Steel

c/w Mounting Brackets for DIN Rail/Chassis Plate and one panel key

Ext. Dim. (mm) H x W x D	Polyester	Polyester Window	Mild Steel	Mild Steel Window	304 Stainless Steel	Perforated Plate for MCCB	Blank plate for MCCB	Chassis Plates Steel	Inner Door
300 x 250 x 160	GW46001F	GW46201F	GW46031	–	–	–	–	GW46401	–
425 x 310 x 160	GW46002F	GW46202F	GW46032	GW46232	GW46052	GW46440	GW46540	GW46402	GW46414
500 x 405 x 200	GW46003F	GW46203F	GW46033	GW46233	–	GW46441	GW46541	GW46403	GW46415
650 x 405 x 200	GW46004F	GW46204F	GW46034	GW46234	GW46054	GW46441	GW46541	GW46404	GW46416
650 x 515 x 250	GW46005F	GW46205F	GW46035	GW46235	–	GW46442	GW46542	GW46405	GW46417
800 x 585 x 300	GW46006F	GW46206F	GW46036	GW46236	GW46056	GW46443	GW46543	GW46406	GW46418
1060 x 800 x 350	GW46007F	GW46207F	GW46037	GW46237	–	–	GW46544	GW46407	GW46419

Typical Applications

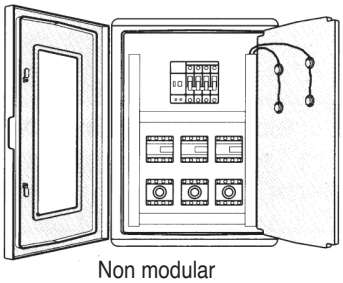
Non modular
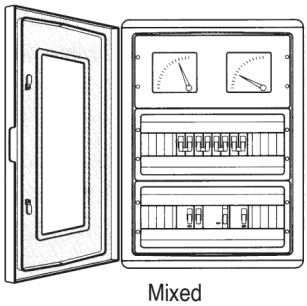
Mixed
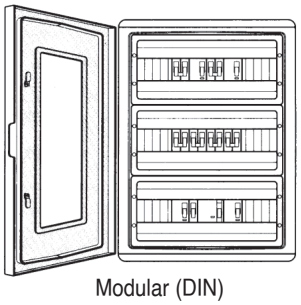
Modular (DIN)


GW46446

GW-KEY

GW46445

Steel Brackets for Surface fixing of 46 Range Enclosures

GW46446	Set of 4 mounting brackets	GW46592F	Insert Kit for Screw Hole. (Pack of 10)
GW-KEY	Spare triangular key	GW46524F	DIN Rail Mounting Brackets
GW46445	Safety lock with handle and key		


GW46592F

Modular Accessories


GW46420F

GW46425F

GW46435F

External Dimensions H x W x D	Max No. Modules	Cover Plate Kit c/w DIN Rail	Cover Plate Kit for MCCB	Single Blank Cover Kit	Double Blank Cover Kit	Single DIN Rail w/o Bracket	Double DIN Rail w/o Bracket	Upright Mounting Brackets
425 x 310 x 160	36 (3x12)	GW46420F	–	GW46425F	GW46475F	GW46430F	GW46530F	GW46435F
500 x 405 x 200	54 (3x18)	GW46421F	GW46570F	GW46426F	GW46476F	GW46431F	GW46531F	GW46436F
650 x 405 x 200	72 (4x18)	GW46421F	GW46570F	GW46426F	GW46476F	GW46431F	GW46531F	GW46437F
650 x 515 x 250	96 (4x24)	GW46422F	GW46571F	GW46427F	GW46477F	GW46432F	GW46532F	GW46437F
800 x 585 x 300	140 (5x28)	GW46423F	GW46572F	GW46428F	GW46478F	GW46433F	GW46533F	GW46438F
1060 x 800 x 350	180 (5x36)	GW46424F	GW46573F	GW46429F	GW46479F	GW46434F	GW46534F	GW46439F

44 CEP Range - IP55

Moulded Enclosure for electrical & electronic components **110°C**

EN 50267-2-2

Dimensions (mm) H x W x D	Code Grey door	Code Transparent Door	Steel Chassis Plate	Carton Qty
254 x 200 x 135	GW44808	GW44818	GW44636	12
316 x 236 x 135	GW44809	GW44819	GW44637	8
396 x 316 x 160	GW44810	GW44820	GW44638	4
474 x 396 x 160	GW44811	GW44821	GW44639	2




©ACDC Dynamics

40 CD RANGE - DISTRIBUTION BOARDS - SURFACE MOUNTING


GW40023


GW40028

Enclosures, No Door - IP40

Code	Type - Without Terminal Block	Size (mm) H x W x D
GW40022	2 Module - (1 x 2)	170 x 105 x 98
GW40023	4 Module - (1 x 4)	130 x 90 x 85
GW40024	6 Module - (1 x 6)	155 x 140 x 85
GW40026	8 Module - (1 x 8)	180 x 180 x 95
GW40028	12 Module - (1 x 12)	215 x 250 x 95
GW40030	24 Module - (2 x 12)	340 x 250 x 95
GW40032	36 Module - (3 x 12)	465 x 250 x 95


GW40001


GW40005


GW40009

Enclosures, With Door - IP55 - Excludes Terminal Blocks

Code	Type - Without Terminal Block	Size (mm) H x W x D
GW40001	4 Module - (1 x 4)	170 x 105 x 98
GW40003	8 Module - (1 x 8) accepts 1 x TB size 1	180 x 180 x 98
GW40005	12 Module - (1 x 12) accepts 1 x TB size 1 or 2	250 x 250 x 135
GW40007	24 Module - (2 x 12) accepts 1 x TB size 1	375 x 375 x 135
GW40009	36 Module - (2 x 18) accepts 1 x TB size 1 or 2	655 x 410 x 140

TB = Terminal Block Spare 10mm Nylon Screw for Distribution Boards: **55010961**


GW40045


GW40047

Enclosures, With Door - IP40

Code - w/o Terminal Blocks	Type	Size (mm) H x W x D	Code - With Terminal Blocks	Terminal Blocks
GW40043	8 Module (1 x 8) accepts 1 x TB size 1	180x200x100	GW40043BS	1 x GW40408B
GW40045	12 Module (1 x 12) accepts 1 x TB size 1 or 2	225x280x180	GW40045BS	1 x GW40412B
GW40047	24 Module (2 x 12) accepts 2 x TB size 1 or 2	350x280x100	GW40047BS	1 x GW40412B
GW40049	36 Module (2 x 18) accepts 2 x TB size 1, 2 or 3	400x400x130	GW40049BS	1 x GW40418B
GW40051	54 Module (3 x 18) accepts 2 x TB size 1, 2 or 3	550x400x130	GW40051BD	2 x GW40418B
GW40053	72 Module (4 x 18) accepts 4 x TB size 1, 2 or 3	850x400x150	GW40053BD	2 x GW40418B

TB = Terminal Block


GW40401


GW40408B


GW40408U


GW40423


55010961

Terminal Blocks - Bipolar - Rated 125A - IP20

Code	Neutral (No. Poles x sect. mm²)	Earth (No. Poles x sect. mm²)	TB Size
GW40401	(1 x 35) + (7 x 10)	(1 x 35) + (7 x 10)	Size 1
GW40402	(3 x 35) + (10 x 10)	(3 x 35) + (10 x 10)	Size 2
GW40404	(5 x 35) + (14 x 10)	(5 x 35) + (14 x 10)	Size 3

Terminal Blocks - Bipolar - Rated 80A - IP20

GW40408B	(2 x 16) + (7 x 10)	(2 x 16) + (7 x 10)	Size 1
GW40412B	(3 x 16) + (11 x 10)	(3 x 16) + (11 x 10)	Size 2
GW40418B	(3 x 16) + (17 x 10)	(3 x 16) + (17 x 10)	Size 3

Terminal Blocks - Unipolar - Rated 80A - IP20

GW40408U	(2 x 16) + (7 x 10)	-	Size 1
GW40412U	(3 x 16) + (11 x 10)	-	Size 2
GW40422U	(3 x 16) + (29 x 10)	-	Size 2
GW40418U	(3 x 16) + (17 x 10)	-	Size 3

TB = Terminal Block
* Unipolar Terminals - Either Earth or Neutral can be connected (Copper on left hand side)
Bipolar Terminals - Both Earth and Neutral can be connected.

Accessories

Code	Description	Carton Qty
GW40423	DIN Blanks, 17.5mm wide, 4½ modules per strip	100
55010961	Spare screws for **GW40001/3/5/7/9**	300


GW40501


GW40536

Grey Surface Mount Enclosures IP30 - c/w Terminal Blocks

Code w/o door	Type	Size (mm) H x W x D	Grey Door Code	Transparent Door Code
GW40501	13 Module	225 x 250 x 93.5	GW40531	GW40536
GW40502	26 Module (2x13)	350 x 250 x 93.5	GW40532	GW40537
GW40503	39 Module (3x13)	475 x 250 x 93.5	GW40533	GW40538
GW40504	52 Modules (4x13)	600 x 250 x 93.5	GW40534	GW40539

©ACDC Dynamics

40 CDK RANGE - DISTRIBUTION BOARDS



Grey Surface mounting **IP65**
(Circuit breakers excluded)

DB with Transparent Smoked Door

CDKe - IP65 Grey without Terminals	Type	Size (mm) H x W x D	Code - with Terminal Blocks	Terminal Blocks
Surface Mount				
GW40101	4 Module - (1x4) No provision for terminal blocks	210x143x100	-	-
GW40102	8 Module - (1x8) accepts 1 x TB size 1	210x215x100	GW40102BS	1 x GW40408B
GW40103	12 Module - (1x12) accepts 1 x TB size 1 or 2	260x298x140	GW40103BS	1 x GW40412B
GW40106	18 Module - (1x18) accepts 1 x TB size 1, 2 or 3	285x410x140	GW40106BS	1 x GW40412B
GW40104	24 Module - (2x12) accepts 1 x TB size 1 or 2	420x298x140	GW40104BS	1 x GW40412B
GW40107	36 Module - (2x18) accepts 2 x TB size 1, 2 or 3	463x410x140	GW40107BS	1 x GW40418B
GW40108	54 Module - (3x18) accepts 2 x TB size 1, 2 or 3	655x410x140	GW40108BD	2 x GW40418B
GW40109	72 Module - (4x18) accepts 4 x TB size 1, 2 or 3	878x410x140	GW40109BD	2 x GW40418B
Flush Mount				
GW40603	6 Module - (1x6) No provision for terminal blocks	170x200x85	-	-
GW40604	8 Module - (1x8) accepts 1 x TB size 1	195x240x85	GW40604BS	1 x GW40408B
GW40605	12 Module - (1x12) accepts 1 x TB size 1 or 2	270x330x85	GW40605BS	1 x GW40412B
GW40608	18 Module - (1x18) accepts 1 x TB size 1, 2 or 3	310x465x85	GW40608BS	1 x GW40418B
GW40606	24 Module - (2x12) accepts 2 x TB size 1 or 2	420x330x85	GW40606BS	1 x GW40412B
GW40609	36 Module - (2x18) accepts 2 x TB size 1, 2 or 3	505x465x85	GW40609BS	1 x GW40418B
GW40610	54 Module - (3x18) accepts 3 x TB size 1, 2 or 3	680x465x95	GW40610BD	2 x GW40418B
GW40611	72 Module - (4x18) accepts 4 x TB size 1, 2 or 3	855x465x95	GW40611BD	2 x GW40418B



White Flush mount **IP40**



Cylindrical Security/Safety Lock

Code	Type
GW40422	Die-cast metal (*Locks are supplied with 2 keys with standardised code, suitable for CDK Range*)

40 CDi RANGE - DISTRIBUTION BOARDS - FLUSH MOUNTING

Domestic Type D/B

White



Toner Black



Protected Flush Mounting Modular Enclosure - IP40 Transparent Smoked Door

Code	Type	Size (mm) L x H x D	Carton Qty
GW40237*	4 Module - (1x4) - No provision for terminal blocks	146 x 165 x 108	12
GW40225*	8 Module - (1x8) - Accepts 1 terminal block size 1	248 x 195 x 107	16
GW40229*	12 Module - (1x12) - Accepts 1 terminal block size 1 or 2	328 x 218 x 106	12
GW40233*	24 Module - (2x12) - Accepts 2 terminal blocks size 1 or 2	328 x 338 x 108	5
GW40239*	36 Module - (3x12) - Accepts 3 terminal blocks size 1 or 2	328 x 493 x 118	5

Titanium Slate

Terminal blocks (pg 5) & CBs (pg 13) to be ordered separately

*Add colour to code: **TB** *(Milk White)*, **TN** *(Toner Black)*, **VT** *(Titanium)*, **VA** *(Slate Grey)*



Door with automatic opening

Titanium Slate

DB Colour Co-ordinated with Chorus System Range Plates IP40 (Circuit breakers to be ordered separately)

Code	Type	Size H x W x D	Colour	Carton Qty
GW40981TB	12 Module - (1x12)	255 x 320 x 80	White	2
GW40981VT	12 Module - (1x12)	255 x 320 x 80	Metallic Titanium	2
GW40991TB	24 Module - (2x12)	360 x 320 x 80	White	2
GW40991VT	24 Module - (2x12)	360 x 320 x 80	Metallic Titanium	2
GW40991VA	24 Module - (2x12)	360 x 320 x 80	Metallic Slate	2

40 CDe RANGE - DISTRIBUTION BOARDS – FLUSH MOUNTING



Flush Mount DB with Steel Frame and Plastic Door - Colour White RAL 9016 IP40

Code	Type	Size H x W x D	Tray Size H x W x D
GW40151	12 Module - (1x12) c/w Neutral and Earth Bar	338 x 335 x 75	303 x 300 x 85
GW40152	24 Module - (2x12) c/w Neutral and Earth Bar	463 x 335 x 75	428 x 300 x 85
GW40153	36 Module - (3x12) c/w Neutral and Earth Bar	585 x 335 x 75	553 x 300 x 85
GW40154	48 Module - (4x12) c/w Neutral and Earth Bar	713 x 335 x 75	678 x 300 x 85

©ACDC Dynamics

CVX 160 DISTRIBUTION BOARDS



Flush Mount with Curved glass door



Surface Mount with Curved glass door



Surface Mount with Solid Steel Door



GW47171/72

(1) & (2) DIN Panels 150 & 200(H)mm to be ordered separately



GW47174/5



GW47176



GW47193



GW47198



GW47251



GW47252
GW47283

CVX 160 I Range: 160A Flush Mount steel DB IP40 - Colour Grey RAL 7035

- Complete with Galvanized Wall Tray & Front Panels c/w Din Rails
- Earth Bar and Blanking Plates to be ordered separately

Glass Door DB Code	Solid Steel Door DB Code	DIN Modules	Spare Glass Door Code	Functional Dimension (mm)	DB Ext. Size (mm) H x W x D + Glass	Tray Size (mm) H x W x D
GW47082	GW47087	96 (4 x 24)	GW47111	600 x 600	706 x 730 x 34 + 30	670 x 680 x 105
GW47083	GW47088	120 (5 x 24)	GW47112	800 x 600	906 x 730 x 34 + 30	870 x 680 x 105
GW47084	GW47089	144 (6 x 24)	GW47113	1000 x 600	1106 x 730 x 34 + 30	1070 x 680 x 105

CVX 160 E Range: 160A Surface Wall Mount DB IP40 – Colour Grey RAL 7035

Equipped with 2 locks • c/w 4 mounting brackets & 2 gland plates (top & bottom)

Glass Door DB Code	Solid Steel Door DB Code	(1) No Of Modules 150mm(H)	(2) No Of Modules 200mm(H)	Spare Glass Door Code	Functional Dimension (mm)	DB Ext. Size (mm) H x W x D + Glass
GW47011E	GW47021E	96 (4 x 24)	72 (3 x 24)	GW47111	600 x 600	700 x 700 x 170 + 30
GW47012E	GW47022E	120 (5 x 24)	96 (4 x 24)	GW47112	800 x 600	900 x 700 x 170 + 30
GW47013E	GW47023E	144 (6 x 24)	120 (5 x 24)	GW47113	1000 x 600	1100 x 700 x 170 + 30
GW47014E	GW47024E	192 (8 x 24)	144 (6 x 24)	GW47114	1200 x 600	1300 x 700 x 170 + 30

CVX 160 E Range: 160A Surface Wall Mount Steel DB IP55 – Colour Grey RAL 7035

GW47031E	GW47041E	96 (4 x 24)	72 (3 x 24)	GW47111	600 x 600	700 x 700 x 170 + 30
GW47032E	GW47042E	120 (5 x 24)	96 (4 x 24)	GW47112	800 x 600	900 x 700 x 170 + 30
GW47033E	GW47043E	144 (6 x 24)	120 (5 x 24)	GW47113	1000 x 600	1100 x 700 x 170 + 30
GW47034E	GW47044E	192 (8 x 24)	144 (6 x 24)	GW47114	1200 x 600	1300 x 700 x 170 + 30

CVX 160 E Range: 160A Surface Wall Mount Steel DB IP65 – Colour Grey RAL 7035

-	GW47062E	120 (5 x 24)	96 (4 x 24)	-	800 x 600	900 x 700 x 170 + 30
-	GW47063E	144 (6 x 24)	120 (5 x 24)	-	1000 x 600	1100 x 700 x 170 + 30
-	GW47064E	192 (8 x 24)	144 (6 x 24)	-	1200 x 600	1300 x 700 x 170 + 30

Accessories for CVX 160I and CVX 160E

Code	Description
(1)GW47171	150mm(H) 24 DIN Kit c/w hinges and adjustable DIN Rail
(2)GW47172	200mm(H) 24 DIN Kit c/w hinges and adjustable DIN Rail
GW47173	Solid front panel 50(H) x 600(W) mm
GW47174	Solid front panel 150(H) x 600(W) mm c/w 2 hinges
GW47175	Solid front panel 200(H) x 600(W) mm c/w 2 hinges
GW47176	200mm(H) panel with 4 x 72mm^2 cut outs and 1 x 9.5mm ø hole, c/w 2 hinges
GW47193	Pre Drilled earth bar kit 20 x 5mm (24 holes x M6)
GW47198	Spare Gland Plate - Blue RAL 5003
GW47251	DIN (35mm) Rail Kit for CVX 160I
GW47252	Double DIN (35mm) Rail for CVX 160I
GW47183	Double DIN (35mm) Rail for CVX 160E

CVX 160 Features & Benefits

Installation without Screws & Tools



The fixing supports have been designed to be mounted without screws thanks to pre-punched holes on the mounting rails. Moreover the innovative support allows the fixing of the din rails on the brackets and their adjustment in depth, without using any tools.

Quick Installation of the Insulating Panels



The front panels in plastic material allow for quick installation by means of two ¼ turn locks. Earthing connection is not necessary. The whole range can be used with a kit for installation of hinges on the front panels.

Strength & Design



The fine design and the special curved glass of the door allow the installation of the distribution board in high end commercial or designed environments as well as in industry thanks to its sturdiness.

©ACDC Dynamics

NEW

QDX 630L DISTRIBUTION BOARDS – WALL & FLOOR MOUNT

Available in IP55 on request



630A Wall Mount DB Boards complete with Top, Bottom, Doors & Sides IP40 (Accessories to be ordered separately)

W x H x D (mm)	Wall Mount c/w Curved Glass Door Code	Wall Mount c/w Solid Steel Door Code
600 x 1000 x 300	GXD600X1000G	GXD600X1000S
600 x 1200 x 300	GXD600X1200G	GXD600X1200S
850 x 1000 x 300	GXD850X1000G	GXD850X1000S
850 x 1200 x 300	GXD850X1200G	GXD850X1200S

* Depending on the height (150 or 200mm) of DIN rail kit used.
• **GX** Part No's assembled in South Africa



QDX 630L Wall Mount DB Board Components IP40 QDX Range – Colour Grey RAL 7035 - 630A

W x H x D (mm)	(1) Rear Frame	(2) Base & Top	(3) Side Panels	(4) Front Uprights	(5) Glass Door
600 x 1000 x 300	GWD3015	GWD3004	GWD3013	GWD3007	GWD3021
600 x 1200 x 300	GWD3016	GWD3004	GWD3014	GWD3008	GWD3022
850 x 1000 x 300	GWD3017	GWD3005	GWD3013	GWD3007	GWD3023
850 x 1200 x 300	GWD3018	GWD3005	GWD3014	GWD3003	GWD3024

W x H x D (mm)	(6) Steel Door	No of Modules 150mm H	No of Modules 200mm H
600 x 1000 x 300	GWD3025	144 Mod (24 x 6)	120 Mod (24 x 5)
600 x 1200 x 300	GWD3026	192 Mod (24 x 8)	144 Mod (24 x 6)
850 x 1000 x 300	GWD3027	210 Mod (35 x 6)	175 Mod (35 x 5)
850 x 1200 x 300	GWD3003	280 Mod (35 x 8)	210 Mod (35 x 6)

* Complete with Functional Frames & Gland Plates (1) & (2) DIN Modules 150 & 200(H)mm to be ordered separately





630A Floor Mount DB Boards complete with Top, Bottom, Doors & Sides IP40 (Accessories to be ordered separately)

W x H x D (mm)	Floor Mount c/w Curved Glass Door Code	Floor Mount c/w Solid Steel Door Code
600 x 1600 x 300	GXD600X1600G	GXD600X1600S
600 x 1800 x 300	GXD600X1800G	GXD600X1800S
600 x 2000 x 300	GXD600X2000G	GXD600X2000S
850 x 1600 x 300	GXD850X1600G	GXD850X1600S
850 x 1800 x 300	GXD850X1800G	GXD850X1800S
850 x 2000 x 300	GXD850X2000G	GXD850X2000S

* Depending on the height (150 or 200mm) of DIN rail kit used.
• **GX** Part No's assembled in South Africa



QDX 630L Floor Mount DB Board Components IP40 QDX Range – Colour Grey RAL 7035 - 630A

W x H x D (mm)	(1) Rear Frame	(2) Base & Top	(3) Side Panels	(4) Front Uprights	(5) Glass Door
600 x 1600 x 300	GWD3059	GWD3042	GWD3054	GWD3047	GWD3068
600 x 1800 x 300	GWD3060	GWD3042	GWD3056	GWD3048	GWD3069
600 x 2000 x 300	GWD3061	GWD3042	GWD3058	GWD3049	GWD3070
850 x 1600 x 300	GWD3062	GWD3044	GWD3054	GWD3047	GWD3071
850 x 1800 x 300	GWD3063	GWD3044	GWD3056	GWD3048	GWD3072
850 x 2000 x 300	GWD3064	GWD3044	GWD3058	GWD3049	GWD3073

W x H x D (mm)	(6) Steel Door	(7) Internal Compartments	No of Modules 150mm H	No of Modules 200mm H
600 x 1600 x 300	GWD3074	-	240 Mod (24 x 10)	190 Mod (24 x 8)
600 x 1800 x 300	GWD3075	-	280 Mod (24 x 12)	216 Mod (24 x 9)
600 x 2000 x 300	GWD3076	-	312 Mod (35 x 13)	240 Mod (24 x 10)
850 x 1600 x 300	GWD3077	GWD3084	350 Mod (35 x 10)	280 Mod (35 x 10)
850 x 1800 x 300	GWD3078	GWD3086	420 Mod (35 x 12)	315 Mod (35 x 9)
850 x 2000 x 300	GWD3079	GWD3088	455 Mod (35 x 13)	350 Mod (35 x 10)

(1) & (2) DIN Modules 150 & 200 (H)mm to be ordered separately
*Complete with Functional Frames, Cable Gland Plates & Plinth H=100mm Blue RAL 5003

QDX 630L Features & Benefits

Quick & Easy Mounting

The DIN Rail Kit bracket mounts tool-free on the functional frame, providing strong, long-lasting stability.



Simple Installation & Comfortable Maintenance

All metal components of the distribution board provide earthing through contact, eliminating the need for extra connections. Front panels come with captive screws and can be fitted with hinges for easier maintenance post-installation.



Strength & Design

The sleek design and curved glass door make the distribution board suitable for both high-end commercial settings and industrial environments, combining elegance with durability.

©ACDC Dynamics

NEW

QDX 630L ACCESSORIES

Device Installation on DIN Rail

DIN Rail Window Panels

- Aluminium EN 50022 double rail (DIN 35)
- RAL 7035 grey painted sheet metal panels with rotation hinges and 1/4 turn lock
- DIN rail mounting requires separate brackets (type depends on panel depth)



Code	Dimensions (L x H)	No of Modules
GWD3301	600 x 150mm	24
GWD3302	600 x 200mm	24
GWD3303	600 x 300mm	24
GWD3304	850 x 150mm	35
GWD3305	850 x 200mm	35
GWD3306	850 x 300mm	35

DIN Rail Mounting Brackets

- 1 horizontal wiring trunking support for **GWD3311** and 2 supports for **GWD3313**. Mount these on the back of the double EN 50022 (DIN 35) rail.



Code	Installation	Suitable for
GWD3311	200mm	Modular devices range 90
GWD3312	200mm	MCCB's MSX/D/M/c 160-250
GWD3313	300mm	Modular devices range 90
GWD3314	300mm	MCCB's MSX/D/M/c 160-250

MSX Moulded Case Circuit Breakers Installation On Plate

Installation Kits for MCCB's up to 630A



- Galvanized support plate, riser brackets, and pre-drilled panel
- RAL 7035 grey painted sheet metal panels with rotation hinges and 1/4 turn lock.
- Kits are compatible with 3P and 4P MCCBs.

Horizontal Position Fixed Version

Functional Width: 600mm			Functional Width: 850mm		
Code	Suitable for	Height	Code	Suitable for	Height
GWD3501	MSX/M160c	200mm	GWD3509	MSX/M160c	200mm
GWD3502	MSX/D125	200mm	GWD3510	MSX/D125	200mm
GWD3503	MSX/D/M/c 160-250	200mm	GWD3511	MSX/D/M/c 160-250	200mm
GWD3504	MSXE160-250	200mm	GWD3512	MSXE160-250	200mm
GWD3505	MSX/E/M400-630	300mm	GWD3513	MSX/E/M400-630	300mm
With Direct Rotary Handle			With Motor Operating Devices		

Functional Width: 600mm			Functional Width: 600mm		
Code	Suitable for	Height	Code	Suitable for	Height
GWD3531	MSX/M160c	200mm	GWD3541	MSX/D125	200mm
GWD3532	MSX/M250c	200mm	GWD3542	MSX/D/M/c 160-250	200mm
GWD3533	MSX/D125	200mm	GWD3543	MSXE160-250	200mm
GWD3534	MSX/D160-250	200mm	GWD3544	MSX/E/M400-630	200mm
GWD3535	MSXE160-250	200mm			
GWD3536	MSX/E/M400-630	300mm			

MSS Switch Disconnectors Installation on Plate

Horizontal/Vertical Installation



- Galvanized support plate, riser brackets, and pre-drilled panel
- RAL 7035 grey painted sheet metal panels with rotation hinges and 1/4 turn lock.
- Kits are compatible with 3P and 4P MCCBs.

Functional Width: 600mm			Functional Width: 850mm		
Code	Suitable for	Height	Code	Suitable for	Height
GWD3551	MSS 250	300mm	GWD3552	MSS 250	300mm
GWD3553	MSS 630	400mm	GWD3554	MSS 630	400mm

Blind Front Panels



Code	Functional dim. LxH
GWD3321	600 x 100mm
GWD3322	600 x 150mm
GWD3323	600 x 200mm
GWD3324	600 x 300mm
GWD3325	600 x 400mm
GWD3326	600 x 600mm
GWD3327	850 x 100mm
GWD3328	850 x 150mm
GWD3329	850 x 200mm
GWD3330	850 x 300mm
GWD3331	850 x 400mm
GWD3332	850 x 600mm

Back-Mounting Plates



Code	Functional dim. LxH
GWD3336	600 x 200mm
GWD3337	600 x 400mm
GWD3338	600 x 600mm
GWD3339	600 x 800mm
GWD3340	600 x 1000mm
GWD3341	850 x 200mm
GWD3342	850 x 400mm
GWD3343	850 x 600mm
GWD3344	850 x 800mm
GWD3345	850 x 1000mm

For Non-Modular Devices

Ventilated Front Panels



Code	Functional Dim. L x H (mm)
GWD3333	600 x 200mm
GWD3334	850 x 200mm

RAL 7035 grey painted sheet metal panels equipped with rotation hinges & 1/4 turn lock.

Vertical Dividers

Plastic dividers enable form 2 configuration for busbars in both internal and external compartments.



Code	Functional dim. LxH
GWD3351	1000 x 200mm
GWD3352	1200 x 200mm
GWD3353	1000 x 300mm
GWD3354	1200 x 300mm
GWD3355	1600 x 200mm
GWD3356	1800 x 200mm
GWD3357	2000 x 200mm
GWD3358	1600 x 300mm
GWD3359	1800 x 300mm
GWD3360	2000 x 300mm

Horizontal Dividers

Metal dividers used to divide the distribution board into sections



Code	Functional dim. LxH
GWD3361	600 x 200mm
GWD3362	850 x 200mm
GWD3363	600 x 300mm
GWD3364	850 x 300mm

©ACDC Dynamics

NEW CVX 630 ACCESSORIES FOR SURFACE & FLOOR MOUNT BOARDS



Depth Adapter

Code	Length (mm)
GWD3317	600mm

Characteristics: plastic adapter for compensation of the different installation depths on DIN rail EN 50022 of the modular devices (90 range) and moulded case circuit breakers (MSX range)



Pair of Hole DIN Row Covers

Code	Length (mm)
GWD3318	1000mm

Characteristics: Clip fixing on window panels

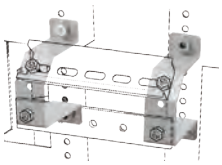

Pair of Supports for Horizontal Terminal Block and Earth Bar

Code	Suitable for
GWD3471	Distribution boards L=600/850mm

Characteristics: Clip fixing on window panels



Additional Plinths

Code	Suitable for Structures LxD
GWD3401	400 x 200mm
GWD3402	600 x 200mm
GWD3403	850 x 200mm
GWD3404	400 x 300mm
GWD3405	600 x 300mm
GWD3406	850 x 300mm

Characteristics: additional inspectable plinth (H=100 mm) to facilitate cable entry and/or raise the distribution board



Earth Terminal Blocks - N. terminal and section:

2x(1x35+11x16+13x10)mm²

Code	Suitable for Structures L
GW45568	600mm
GW45568	850mm



Lifting Eyebolts

Code	Suitable for Structures D
GWD344	200mm
GWD3442	300mm



Spare Lock

Code	Suitable for
GWD3431	External compartment door
GWD3432	Glass door / blind door

Accessories: Supplied with keys

Spare Door Keys

Code	Type	Suitable for
GWD3439	Yale	Wall / floor mounting distribution boards
GWD3440	Triangular	Internal / external compartment





Gasket Kit

Code	Description
GWD3035	For Side by Side Coupling



Spare Wall Fixing Brackets

Code	Suitable for
GWD3452	Wall-mounting distribution boards
GWD3453	Floor-mounting distribution boards

DISTRIBUTION BOARDS COMPLETE WITH CIRCUIT BREAKERS

Domestic Range



GX981



GX982

Flush plastic **IP40** Distribution Board with transparent smoked door c/w earth and neutral bar.

Elite Range



Up market decorative **IP40** Distribution Board with automatic opening c/w earth & neutral bar.

Industrial Range



White flush mounting **IP30** Distribution Board with steel frame & plastic door c/w earth & neutral bar.

Description	Code	Colour	Code	Colour	Code
12 Module (1 x 12 Way)	GX981	White	GX985	White	GX991
	GX982	Toner Black	GX986	Metallic Titanium	-
	-	-	GX987	Metallic Slate	-
24 Module (2 x 12 Way)	GX983	White	GX988	White	GX992
	GX984	Toner Black	GX989	Metallic Titanium	-
	-	-	GX990	Metallic Slate	-

All the above complete with 1 x 63Amp earth leakage, 2 x 10 Amp, 3 x 20Amp, 1 x 32 Amp, 1 x 40 Amp Single Pole MCBs

©ACDC Dynamics

GWFIX 100 - QUICK DISTRIBUTION FOR CVX DB



GWFIX 100 - Bar Frames 100A For Quick Coupling Connections

Busbars: 100A 2P (L1/Neutral)			Busbars: 100A 4P		
Code	Modules EN50022	Pack/Ctn	Code	Modules EN50022	Pack/Ctn
GW49762	12	1/6	GW49766	12	1/6
GW49764	24	1/6	GW49768	24	1/6
-	-	-	GW49769	36	1/6

Features Fixed quick connection on the rear of the double DIN rail

Note: Possibility to combine two 12-module bars on a single 24-module DIN rail





Application

In CVX DB with Double DIN Rail

GWFIX 100 - Quick Coupling Connections for Modular Devices

Code	Description	Type	Colour	Suitable for	Ctn
Rated Current: 40A					
GW49776	2P Quick Connector - Pack of 10	L1/Neutral	Brown	MTC (1P+N/2P)	1/6
GW49777	2P Quick Connector - Pack of 10	L1/Neutral	Grey	MTC (1P+N/2P)	1/6
GW49778	2P Quick Connector - Pack of 10	L1/Neutral	Black	MTC (1P+N/2P)	1/6
GW49779	3/4P Quick Connector - Pack of 10	L1/L2/L3/Neutral	White	MTC (3P/4P)	1/6
Rated Current: 63A					
GW49780	1P Quick Connector - Pack of 10	L1	Brown	MDC, MT, IDP, SE	1/6
GW49781	1P Quick Connector - Pack of 10	L2	Grey	MDC, MT, IDP, SE	1/6
GW49782	1P Quick Connector - Pack of 10	L3	Black	MDC, MT, IDP, SE	1/6
GW49783	1P Quick Connector - Pack of 10	Neutral	White	MDC, MT, IDP, SE	1/6

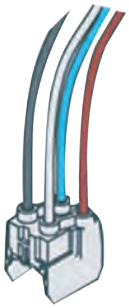

GWFIX 100 - Quick Coupling Connections With Cable For Modular Devices

Code	Description	Type	Modules	Suitable for	Ctn
Rated Current: 16A					
GW49770	Connection with cable	L1/Neutral	2	90 AM Range	1/6
GW49771	Connection with cable	L1/L2/L3	2	90 AM Range	1/6
GW49772	Connection with cable	L1/L2/L3/Neutral	2	90 AM Range	1/6
Rated Current: 40A					
GW49773	Connection with cable	L1/Neutral	2	90 AM Range, MTHP, IDP, SE	1/6
GW49774	Connection with cable	L1/L2/L3	2	90 AM Range, MTHP, SE	1/6
GW49775	Connection with cable	L1/L2/L3/Neutral	2	90 AM Range, MTHP, IDP, SE	1/6

Note: SE = Red Toggle Isolator



GWFIX 100 - 4P Feeder With Cable For Connection Of Main Circuit Breaker And Bar Frame

Code	Description	Modules	Ctn
GW49784	L=350mm	2	1/6

Note: Cable section 25mm²



GWFIX 100 - 4P Parallel Supply Modules With Cable For Connection Of Two Bar Frames

Code	Description	Modules	Ctn
GW49788	L=400mm	2	1/6
GW49789	L=600mm	2	1/6



GWFIX 100 - 1P Power Supply Module

Code	Description	Colour	Ctn
GW49792	L1 35mm² Power Supply Module - Pack of 10	Brown	1/6
GW49793	L2 35mm² Power Supply Module - Pack of 10	Grey	1/6
GW49794	L3 35mm² Power Supply Module - Pack of 10	Black	1/6
GW49795	Neutral 35mm² Power Supply Module - Pack of 10	Blue	1/6

GWFIX 250 - QUICK DISTRIBUTION FOR CVX



GWFIX 250 - Distribution Module 250A

Code	Max Current/Connection	Outputs	Modules	Suitability	Ctn
GW47201	63A	12 (4P) / 24 (2P)	24	CVX 160E	1/5

Accessories

Conductors with quick coupling 120mm long
24m Width - 12 Black / 6 Blue
36m Width - 18 Black / 12 Blue



GW47233 GW47248

GWFIX 250 - Conductors with Quick Coupling

Code	Rated Current	Colour	Length	Ctn
GW47233	63A	Black	500mm	10/100
GW47248	63A	Blue	500mm	10/100

©ACDC Dynamics

90 AM RANGE MODULAR ACCESSORIES



Load Management Relay - P Comfort

Code	Rated Voltage	Rated Current	Relay Contact	Contact Capacity	Modules
GWD6916	230AC	32A	1NC	16A AC1	2

The P-Comfort relay manages the power consumption of electrical systems up to 6kW. In the event of overloading, P-Comfort prevents any electricity supply interruption, disconnecting only the non-preferential loads. After a predefined time lapse, P-Comfort automatically reactivates them, avoiding any inconvenience for the user.



GW96832

Analogue Time Switches

Code	Type	Contacts Type	Rated Voltage	Working Reserve	Modules
GW96832	Weekly	1 Changeover	230VAC/110VDC	150h	3



GWD6602/03/04/11



GWD6632/33/34



GWD6647/48/50/59

DIN Mount Relays - 16A

Momentary Relay Code	Contacts Type	DIN Width (17.5mm)	Latching Relay Code	Control voltage VAC	Contacts Type
GWD6602	N/O	1	GWD6647	12V	C/O
GWD6603	N/O	1	GWD6648	24V	C/O
GWD6604	N/O	1	GWD6650	230V	C/O
GWD6611	C/O	1	GWD6659	230V	2 N/O
GWD6632	4 N/O	2	GWD6667	12V	4 N/O
GWD6633	4 N/O	2	GWD6668	24V	4 N/O
GWD6634	4 N/O	2	GWD6669	230V	4 N/O



GWD6667/8/9



GWD6703/5



GWD6708



GWD6731/22/32/34

Contactors

Code	Contacts Type	Rated Current @ 400V	Coil Voltage	No. of Mod.
GWD6703	2 N/O	20A	230VAC	1
GWD6705	2 N/C	20A	230VAC	1
GWD6731	2 N/O	63A	230VAC/DC	3
GWD6708	3 N/O	20A	230VAC	2
GWD6722	3 N/O	40A	230VAC/DC	3
GWD6732	3 N/O	63A	230VAC/DC	3
GWD6734	4 N/O	63A	230VAC/DC	3



GW96424/6



GW96432/4

DIN Mount Bell Transformers with PTC Thermal Protection

Code	Modules		Input Volts	Output Volts	VA
GW96424	2	Transformer for bells (intermittent operating mode)	230VAC	12 + 12 = 24	10
GW96426	2		230VAC	12 + 12 = 24	15
GW96432	3		230VAC	12 + 12 = 24	30
GW96434	3		230VAC	12 + 12 = 24	40
GW96324	6	Safety transformer for continuous operating mode	230VAC	12 + 12 = 24	63

Illuminated Push Buttons

- 230V LED lamp fitted
- 16A 1N/O+1N/C Contacts
- DIN Width 1

Colour	Code
Red	GW96569
Green	GW96568





Indicating Lights

- 230V LED lamp fitted
- DIN Width 1

Colour	Code
Red	GW96581
Green	GW96582
Yellow	GW96583
Blue	GW96584
White	GW96585
Green/Red	GW96591
Red	GW96592





Bells & Buzzers

GW96401
GW96406
GW96407



GW96408



Code	GW96401	GW96406	GW96408	GW96407
dB	80dB	70dB	70dB	80dB
Control Voltage	12VDC	12VDC	230VAC	230VAC
Type	Bell	Buzzer	Buzzer	Buzzer
Pack/Carton	12	12	6	12

©ACDC Dynamics

DIN MINIATURE CIRCUIT BREAKERS – COMPACT RANGE MTC

DC ratings are available on request for all Gewiss Circuit Breakers.
Ratings: 1P/1P+N - 230VAC
2P/3P/4P - 400VAC
M = 1x Module Size: 17.5mm







kA Rating	Type	In (A)	1P	M	1P+N	M	2P	M	3P	M	4P	M
Range MTC45 4.5kA (IEC60947-2)	C	6	–		GW90025	1	GW90045	1	GW90065	2	GW90085	2
		10	–		GW90026	1	GW90046	1	GW90066	2	GW90086	2
		16	–		GW90027	1	GW90047	1	GW90067	2	GW90087	2
		20	–		GW90028	1	GW90048	1	GW90068	2	GW90088	2
		25	–		GW90029	1	GW90049	1	GW90069	2	GW90089	2
		32	–		GW90030	1	GW90050	1	GW90070	2	GW90090	2
Range MTC60 6kA (IEC60947-2)	C	6	–		GW90225	1	GW90245	1	GW90265	2	GW90285	2
		10	–		GW90226	1	GW90246	1	GW90266	2	GW90286	2
		16	–		GW90227	1	GW90247	1	GW90267	2	GW90287	2
		20	–		GW90228	1	GW90248	1	GW90268	2	GW90288	2
		25	–		GW90229	1	GW90249	1	GW90269	2	GW90289	2
		32	–		GW90230	1	GW90250	1	GW90270	2	GW90290	2
MTC 100 10kA (IEC60947-2)	C	16	–		GW90427	1	GW90447	1	–		–	
		25	–		GW90429	1	GW90449	1	–		–	
		32	–		GW90430	1	GW90450	1	–		–	

DIN MINIATURE CIRCUIT BREAKERS – STANDARD RANGE MT

DC ratings are available on request for all Gewiss Circuit Breakers.
Ratings: 1P/1P+N - 230VAC
2P/3P/4P - 400VAC
M = 1x Module Size: 17.5mm







kA Rating	Type	In (A)	1P	M	1P+N	M	2P	M	3P	M	4P	M
Range MT45 Icu: 6KA (IEC60947-2) Icn: 4.5kA (IEC60898)	C	6	GW92105	1	GW92125	2	GW92145	2	GW92165	3	GW92185	4
		10	GW92106	1	GW92126	2	GW92146	2	GW92166	3	GW92186	4
		16	GW92108	1	GW92128	2	GW92148	2	GW92168	3	GW92188	4
		20	GW92109	1	GW92129	2	GW92149	2	GW92169	3	GW92189	4
		25	GW92110	1	GW92130	2	GW92150	2	GW92170	3	GW92190	4
		32	GW92111	1	GW92131	2	GW92151	2	GW92171	3	GW92191	4
		40	GW92112	1	GW92132	2	GW92152	2	GW92172	3	GW92192	4
Range MT60 Icu: 10kA (IEC60947-2) Icn: 6kA (IEC60898)	C	1	GW92001	1	GW92021	2	GW92041	2	GW92061	3	GW92081	4
		2	GW92002	1	GW92022	2	GW92042	2	GW92062	3	GW92082	4
		3	GW92003	1	GW92023	2	GW92043	2	GW92063	3	GW92083	4
		4	GW92004	1	GW92024	2	GW92044	2	GW92064	3	GW92084	4
		6	GW92005	1	GW92025	2	GW92045	2	GW92065	3	GW92085	4
		10	GW92006	1	GW92026	2	GW92046	2	GW92066	3	GW92086	4
		16	GW92007	1	GW92027	2	GW92047	2	GW92067	3	GW92087	4
		20	GW92008	1	GW92028	2	GW92048	2	GW92068	3	GW92088	4
		25	GW92009	1	GW92029	2	GW92049	2	GW92069	3	GW92089	4
		32	GW92010	1	GW92030	2	GW92050	2	GW92070	3	GW92090	4
		40	GW92011	1	GW92031	2	GW92051	2	GW92071	3	GW92091	4
		50	GW92012	1	GW92032	2	GW92052	2	GW92072	3	GW92092	4
		63	GW92013	1	GW92033	2	GW92053	2	GW92073	3	GW92093	4
	D	6	GW92405	1	–		GW92445	2	GW92465	3	GW92485	4
		10	GW92406	1	–		GW92446	2	GW92466	3	GW92486	4
		16	GW92407	1	–		GW92447	2	GW92467	3	GW92487	4
		20	GW92408	1	–		GW92448	2	GW92468	3	GW92488	4
		25	GW92409	1	–		GW92449	2	GW92469	3	GW92489	4
		32	GW92410	1	–		GW92450	2	GW92470	3	GW92490	4
		40	GW92411	1	–		GW92451	2	GW92471	3	GW92491	4
	B	16	–		–		GW92247	2	–		–	
		25	–		–		GW92249	2	–		–	
		50	–		–		–		–		GW92292	4

©ACDC Dynamics

DIN MINIATURE CIRCUIT BREAKERS – HIGH kA

DC ratings are available on request for all Gewiss Circuit Breakers.
Ratings: 1P/1P+N - 230VAC
2P/3P/4P - 400VAC

M = 1x Module Size: 17.5mm






kA Rating	Type	In (A)	1P	M	2P	M	3P	M	4P	M
Range MT100	C	6	GW92605	1	GW92645	2	GW92665	3	GW92685	4
		10	GW92606	1	GW92646	2	GW92666	3	GW92686	4
		16	GW92607	1	GW92647	2	GW92667	3	GW92687	4
		20	GW92608	1	GW92648	2	GW92668	3	GW92688	4
		25	GW92609	1	GW92649	2	GW92669	3	GW92689	4
		32	GW92610	1	GW92650	2	GW92670	3	GW92690	4
Icu: 15kA (IEC60947-2)		40	GW92611	1	GW92651	2	GW92671	3	GW92691	4
		50	GW92612	1	GW92652	2	GW92672	3	GW92692	4
Icn: 10kA (IEC60898)		63	GW92613	1	GW92653	2	GW92673	3	GW92693	4
	D	1	GW92701	1	GW92741	2	GW92761	3	GW92781	4
		2	GW92702	1	GW92742	2	GW92762	3	GW92782	4
		3	GW92703	1	GW92743	2	GW92763	3	GW92783	4
B Curve available on request		4	GW92704	1	GW92744	2	GW92764	3	GW92784	4
		6	GW92705	1	GW92745	2	GW92765	3	GW92785	4
		10	GW92706	1	GW92746	2	GW92766	3	GW92786	4
		16	GW92707	1	GW92747	2	GW92767	3	GW92787	4
		20	GW92708	1	GW92748	2	GW92768	3	GW92788	4
		25	GW92709	1	GW92749	2	GW92769	3	GW92789	4
		32	GW92710	1	GW92750	2	GW92770	3	GW92790	4
		40	GW92711	1	GW92751	2	GW92771	3	GW92791	4
Range MTHP160	C	80	GW93307	1.5	GW93327	3	GW93337	4.5	GW93347	6
		100	GW93308	1.5	GW93328	3	GW93338	4.5	GW93348	6
Icu: 16kA (IEC60947-2)		125	GW93309	1.5	GW93329	3	GW93339	4.5	GW93349	6
	D	63	GW93356	1.5	GW93376	3	GW93386	4.5	GW93396	6
Icn: 10kA (IEC60898)		80	GW93357	1.5	GW93377	3	GW93387	4.5	GW93397	6
		100	GW93358	1.5	GW93378	3	GW93388	4.5	GW93398	6
Range MT250 up to 25kA	C	16	GW92807	1	GW92847	2	GW92867	3	-		GW92887	4
		20	GW92808	1	GW92848	2	GW92868	3	GW93231	4.5	GW92888	4
		25	GW92809	1	GW92849	2	GW92869	3	GW93232	4.5	GW92889	4
		32	GW92810	1	GW92850	2	GW92870	3	GW93233	4.5	GW92890	4
Range MTHP250 Icu = Icn 25kA		40	GW92811	1	GW92851	2	GW92871	3	GW93234	4.5	GW92891	4
		50	GW92812	1	GW92852	2	GW92872	3	GW93235	4.5	GW92892	4
		63	GW92813	1	GW92853	2	GW92873	3	GW93236	4.5	GW92893	4

ISOLATORS 400V



SE Range DIN Isolators

Amps	1P	M	2P	M	3P	M	4P	M
32A	GW96104	1	GW96114	2	GW96124	3	GW96134	4
40A	GW96105	1	GW96115	2	GW96125	3	GW96135	4
63A	GW96146	1	GW96116	2	GW96126	3	GW96136	4
80A	GW96147	1	GW96157	2	GW96167	3	GW96177	4
100A	GW96148	1	GW96158	2	GW96168	3	GW96178	4
125A	GW96149	1	GW96159	2	GW96169	3	GW96179	4

©ACDC Dynamics

RESTART (AUTOMATIC RESETTING DEVICES)



ReStart Rd

Restart RD Earth Leakage 2 Pole (230V) no overload protection

Code	Idn	Rated Current	Type	Nominal Voltage	No. Modules	No. Poles
GWD4817R	30mA	25A	A	230V	4	2
GWD4827R	30mA	40A	A	230V	4	2

- Device will enter a blocked condition in case of a persistent downstream electrical system fault (Earth fault).
- **GW9** type available while stocks last



ReStart Rd PRO

Restart RD Pro Earth Leakage no overload protection

Code	Idn	Rated Current	Type	Nominal Voltage	No. Modules	No. Poles
GWD4817P	30mA	25A	A	230V	4	2
GWD4827P	30mA	40A	A	230V	4	2
GW94847P	30mA	80A	A	230V	4	2
GW94867P	30mA	25A	A	400V	6	4
GW94897P	30mA	40A	A	400V	6	4
GW94937P	30mA	63A	A	400V	7	4

- In case of a downstream electrical system fault the device will retest the system every 2min and reset if possible.
- **GW9** type available while stocks last. c/w Programmable auxiliary contact.
- **GWD** Type compatible with **GWD0951** (aux. contact), **GWD0953** (wifi interface) and **GW90992** (bus communication interface).



2P Add-on Restart RD Pro for RCCB Earth Leakage Relays without overload protection

Code	Suitable for	Idn	Rated Voltage	No. Modules	No. Poles
NEW GWD0971	IDP RCCBs - 2P up to 80A	30mA	230V	1	2
GWD0976	IDP RCCBs - 2P up to 100A	30mA	230V	1	2
GWD0978	IDP RCCBs - 2P up to 100A	100/300/500mA	230V	1	2

- In case of a downstream electrical system fault the device will retest the system every 2min and reset if possible.
- Compatible with **GWD0951** (aux. contact), **GWD0953** (wifi interface) and **GW90992** (bus communication interface).



ReStart Rd PRO

2P/4P Add-on Restart RD Pro for RCCB Earth Leakage Relays without overload protection

Code	Suitable for	Idn	Rated Voltage	No. Modules	No. Poles
GW90967	IDP RCCBs - 2P/4P up to 100A	30mA	230V	3	2/4
GW90969	IDP RCCBs - 2P/4P up to 100A	100/300/500mA	230V	3	2/4

- In case of a downstream electrical system fault the device will retest the system every 2min and reset if possible.
- c/w Programmable Auxiliary Contact.
- Compatible with **GW90953** (wifi interface) and **GW90992** (bus communication interface).



GW90911



GW90921

ReStart Autotest PRO

Restart Earth Leakage Autotest Pro 2 Pole (230V) no overload protection

Code	Idn	Rated Current	Type	Nominal Voltage	No. Modules	No. Poles
GW90911	30mA	25A	A (IR)	230V	7	2
GW90912	30mA	40A	A (IR)	230V	7	2
GW90913	30mA	63A	A (IR)	230V	5	2

Restart Earth Leakage Autotest Pro 4 Pole (400V) no overload protection

Code	Idn	Rated Current	Type	Nominal Voltage	No. Modules	No. Poles
GW90921	30mA	25A	A (IR)	400V	7	4
GW90922	30mA	40A	A (IR)	400V	7	4
GW90923	30mA	63A	A (IR)	400V	7	4

- In case of a downstream electrical system fault the device will retest the system every 2min and reset if possible.
- c/w Programmable Auxiliary Contact
- System with auto reset and monthly self-diagnosis of the earth leakage functions without turning off the system's power supply, using internal bypass contacts during the test
- Compatible with **GWD0953** (wifi interface) and **GW90992** (bus communication interface).

©ACDC Dynamics

RESTART (AUTOMATIC RESETTING DEVICES)



Restart Earth Leakage Autotest 2 Pole (230V) no overload protection

Code	Idn	Rated Current	Type	Rated Voltage	No. Modules	No. Poles
GW90901N	30mA	25A	A (IR)	230V	5	2
GW90902N	30mA	40A	A (IR)	230V	5	2

- Device will enter a blocked condition in case of a persistent downstream electrical system fault (Earth fault)
- System with auto reset and monthly self-diagnosis of the earth leakage functions without turning off the system's power supply, using internal bypass contacts during the test
- c/w Programmable Auxiliary Contact
- Compatible with **GWD0953** (wifi interface) and **GW90992** (bus communication interface).



Add-on Restart RM Pro for RCBO (residual current breakers with over current protection)

Code	Suitable for	Idn	Rated Voltage	No. Modules	No. Poles
GWD0996	MDC RCBOs - 1P+N/2P	30mA	230V	1	2
GWD0998	MDC RCBOs - 1P+N/2P	100-300mA	230V	1	2

- After the RCBO has tripped, ReStart checks the insulation, and for short circuit, prior to automatic reclosure.
- In the event of a fault, ReStart will not reset the circuit breaker but will continue to monitor the circuit every 2 minutes reclosing the circuit breaker when safe to do so.
- Compatible with **GWD0951** (aux. contact), **GWD0953** (wifi interface) and **GW90992** (bus communication interface)



Add-on Restart RM Pro for RCBO (residual current breakers with over current protection)

Code	Suitable for	Idn	Rated Voltage	No. Modules	No. Poles
GW90986	MDC RCBOs - 1P+N/2P/4P	30mA	230V	3	2/4
GW90988	MDC RCBOs - 1P+N/2P/4P	100-300mA	230V	3	2/4

- After the RCBO has tripped, ReStart checks the insulation, and for short circuit, prior to automatic reclosure.
- In the event of a fault, ReStart will not reset the circuit breaker but will continue to monitor the circuit every 2 minutes reclosing the circuit breaker when safe to do so.
- c/w Programmable Auxiliary Contact.
- Compatible with **GW90953** (wifi interface) and **GW90992** (bus communication interface)



Auxiliary Contact

Code	Suitable for	Rated Voltage	Rated Current	No. Modules
GWD0951	ReStart RD Pro 2P(**GWD0976** and **GWD0978**) / ReStart RM Pro 2P (**GWD0996** and **GWD0998**)	5-230VAC/DC	100mA AC/DC	1

- The auxiliary contact, coupled on the right side of the ReStart device, will change state to indicate that the automatic reset did not take place because there is a fault in the electrical system
- The auxiliary contact can be set in three operating modes:
- NA (default condition), - NC, - NO as signal of handle position





GWD0953 GW90953

WI-FI Communication Interface Module

Code	Suitable for	No. Modules	Carton
GWD0953	ReStart RD Pro 2P (**GWD0976** and **GWD0978**) / ReStart RM Pro 2P (**GWD0996** and **GWD0998**)	1	1/4
GW90953	ReStart Autotest 2P-4P / ReStart RD Pro 4P (**GW90967** and **GW90969**) / ReStart RM Pro 4P (**GW90986** and **GW90988**)	1	2/4

- Wi-Fi interfaces (coupled on the right side of ReStart device) connected to a router, allow communication of the following information to several devices connected to the network:
- status of circuit breaker (ON/OFF)
- lack of power supply in the system due to the presence of fault
- resetting of power supply after successful automatic reclosing
- if coupled to ReStart with Autotest, details of last test operation - result, date, and time





Bus RS485 Communication Interface Module

Code	Suitable for	Rated Voltage	No. Modules	Carton
GW90992	ReStart Autotest ReStart RD Pro ReStart RM Pro	230V	1	1

The BUS module, by means software available on www.GEWISS.com web site allows one to:
- Monitor the status of the circuit breaker coupled with ReStart
- Control the Autotest function remotely
- Manage the automatic reclosing function remotely.
- It allows the installation of ReStart devices in monitoring systems with BUS RS485 communication protocol

©ACDC Dynamics

RESTART (AUTOMATIC RESETTING DEVICES)



Restart RM Top - Adjustable Automatic Reclosing Device

Code	Suitable for	Rated Voltage	No. Modules	Carton
GW90893	MDC/MT+BD RCBOs and MTC/MT MCBs	230V	4	1/4

The RM Top 4P ReStart allows one to: • Set the reset mode (reset with system check, reset by attempts, remote reset and excluded reset • Adapt the insulation threshold on the basis of the associated circuit breaker • Regulate the reset time delay • The device is equipped with 2 integrated auxillary contacts for position and/or trip indication.



Restart CM - Motor Operated Reclosing Device for Modular Circuit Breakers

Code	Suitable for	Rated Voltage	No. Modules	Carton
GW90896	MDC/MT+BD RCBOs and MTC/MT MCBs	230V	2	1/4

The device is equipped with 1 integrated auxillary contact for position and/or trip indication



Shunt Trip Release for Remote Opening of Modular Circuit Breakers

Code	Suitable for	Rated Voltage	No. Modules	Carton
GW96014	ReStart RM TOP / ReStart CM	230V	1	1/6

When the circuit breaker trips, thanks to **GW96014**, it can be reclosed remotely by means of the ReStart RM Top or the motor operated ReStart CM, even before the shunt trip release has been reclosed. ReStart RM Top and ReStart CM activate a remote reclosing of both the circuit breaker lever and the shunt trip release lever simultaneously.

IDP STANDARD EARTH LEAKAGE RELAYS (RCCBs)

Type AC

Tripping is ensured for sinusoidal & alternating currents.

Type A

Tripping is ensured for sinusoidal, alternating residual currents as well as for pulsed DC residual currents. Application: Loads with electronics, rectifiers, instruments.

Type A [IR]

Same characteristics as Type A, but with greater resistance to mains disturbances (surges) and atmospheric discharges (lightning) 8/20μs: 3000A.





In (A)	Type	IΔ(mA)	2 Pole - 2mod.	4 Pole - 3mod.	4 Pole - 4mod.
25	AC	10	GWD4001	-	-
		30	GWD4002	GW94662	GWD4102
		100	GWD4003	-	GWD4103
		300	GWD4004	GW94664	GWD4104
	A	10	GWD4011	-	-
		30	GWD4012	GW94867	GWD4112
		100	GWD4013	-	GWD4113
		300	GWD4014	GW94869	GWD4114
40	AC	30	GWD4022	GW94667	GWD4122
		100	GWD4023	GW94668	GWD4123
		300	GWD4024	GW94669	GWD4124
		500	GWD4025	GW94670	GWD4125
	A	30	GWD4032	GW94897	GWD4132
		100	GWD4033	GW94898	GWD4133
		300	GWD4034	GW94899	GWD4134
		500	GWD4035	GW94900	GWD4135
63	AC	30	GWD4042	-	GWD4142
		100	GWD4043	-	GWD4143
		300	GWD4044	-	GWD4144
		500	GWD4045	-	GWD4145
	A	30	GWD4052	-	GWD4152
		100	GWD4053	-	GWD4153
		300	GWD4054	-	GWD4154
		500	GWD4055	-	GWD4155
	A [IR]	30	GWD4208	-	GWD4223
80	AC	30	GWD4062	-	GW94761
		100	GWD4063	-	-
		300	GW94795	-	GW94766K
	A	30	GWD4072	-	-
		100	-	-	-
		300	-	-	-
100	AC	30	-	-	GW94777K
		100	-	-	-
		300	-	-	GW94779
		500	-	-	-
	A	30	-	-	-
		100	-	-	GW94958
		300	-	-	-
		500	-	-	-
125	AC	30	-	-	GW95601
		300	-	-	GW95603
		500	-	-	GW95604
	A	30	-	-	GW95606
		300	-	-	GW95608
		500	-	-	GW95609

©ACDC Dynamics

STANDARD EARTH LEAKAGE RELAYS (RCBO'S)



Note: 10kA available on request

2 Pole (230V) 4.5kA MDC45 / 6kA MDC60 (E.L.R.) with overload protection

Rated Current	Code 30mA, AC Type, 4.5kA	Code 30mA, A Type, 4.5kA	Code 300mA, A Type, 4.5kA	Code 30mA, A Type, 6kA	Code 30mA, A[IR] Type, 6kA	Code 300mA, A Type, 6kA	Mod
10A	GW94026	GW94226	GW94236	GW94326	GW95806	GW94336	2
16A	GW94027	GW94227	GW94237	GW94327	GW95807	GW94337	2
20A	GW94028	GW94228	GW94238	GW94328	GW95808	GW94338	2
25A	GW94029	GW94229	GW94239	GW94329	GW95809	GW94339	2
32A	GW94030	GW94230	GW94240	GW94330	GW95810	GW94340	2
4 Pole (400V + N)							
16A	GW94067	GW94267	GW94277	GW94367	GW95817	GW94377	4
25A	GW94069	GW94269	GW94279	GW94369	GW95819	GW94379	4
32A	GW94070	GW94270	GW94280	GW94370	GW95820	GW94380	4

Add-on Residual Current devices (RCBOs) - BD Range

Add-on Residual Current devices (RCBOs) - BDHP Range


2P


3P


4P


2P


3P


4P

Type	mA	2 mod.		3,5 mod.		3,5 mod.		4 mod.	6 mod.	6 mod.
		In≤ 25A	In≤ 63A	In≤ 25A	In≤ 63A	In≤ 25A	In≤ 63A	In≤ 125A	In≤ 125A	In≤ 125A
AC	10	GW94401	–	–	–	–	–	–	–	–
	30	GW94402	GW94412	GW94442	GW94448	GW94422	GW94432	GW95406	GW95416	GW95426
	300	GW94403	GW94413	GW94443	GW94449	GW94423	GW94433	GW95408	GW95418	GW95428
	500	GW94404	GW94414	GW94444	GW94450	GW94424	GW94434	–	–	–
A	30	GW94502	GW94512	GW94542	GW94547	GW94522	GW94532	GW95436	GW95446	GW95456
	300	GW94503	GW94513	GW94543	GW94548	GW94523	GW94533	GW95438	GW95448	GW95458
	500	GW94504	GW94514	GW94544	GW94549	GW94524	GW94534	–	–	–
A [IR]	300-3000	–	–	–	–	–	–	–	–	GW95512

DIN ACCESSORIES FOR MCB'S & RCBO'S





GW96001/3/5 GW96006/4 GW96015 GW96011/2 GW96016/7/8


Application


GW96041


DIN Blanks

Accessories for Modular Devices

Code	Rating / Voltage	Type	Description	No. Modules
GW96001	6A@230V(3A@400V)	Auxiliary for MCB	Signals the position of switch contacts,	0.5
GW96003	6A@230V(2A@400V)	Auxiliary for RCCB	when switched on or tripped	0.5
GW96005	5A@230V(0.5A@400V)	Auxiliary for RCCB		0.5
GW96006	6A@230V(3A@400V)	Alarm Contact for MCB	Indicates the automatic opening of the circuit breaker caused by overloading, shortcircuiting or earth fault	0.5
GW96004	6A@230V(2A@400V)	Alarm Contact for RCCB		0.5
GW96011	12-48VAC/DC	Shunt trip for MCB	Used for tripping the circuit breaker to	1
GW96012	110-415VAC	Shunt trip for MCB	which they are mounted	1
GW96015	230VAC	Shunt trip for RCCB		0.5
GW96016	230VAC	Under Voltage Release	300mS delay. Release Voltage -Un -55%	1
GW96017	24VAC/DC	Under Voltage Release	Trips the circuit breaker when the voltage	1
GW96018	48VAC/DC	Under Voltage Release	falls below the minimum value	1
GW96041	To lock lever in 'on' or 'off' position. For lock size 8mmØ MCB description			
GW40423	DIN Blanks, 17.5mm wide, 4 1/2 Modules per strip			


S1L-1000/16

CB1


AS-25-SN


End Cap

Busbars

Code	Description	Caps
AS-25-SN	Busbar terminal for wire sizes up to 25mm²	–
S1L-1000/16	Insulated busbar 1 phase 63Amps, 1000mm, 56 poles	–
S2L-1000/16	Insulated busbar 2 phase 63Amps, 1000mm, 56 poles	EK-B-2+3
S3L-1000/16	Insulated busbar 3 phase 63Amps, 1000mm, 56 poles	EK-B-2+3

©ACDC Dynamics

SURGE PROTECTIVE DEVICES LST



Surge Protective Devices - Type 1 + 2

Code	No. of Poles	Iimp (10/350μs)	Imax (8/20μs)	Rated Voltage	Aux Contact	Spare Cartridge	
						Phase	Neutral
GWD6401	1P + N (2M)	12.5kA	65kA	230VAC	No	GWD6451	GWD6452
GWD6402	3P + N (4M)	12.5kA	65kA	400VAC	No		GWD6453
GWD6404	1P + N (4M)	25kA	100kA	230VAC	Yes	GWD6433	GWD6434
GWD6405	3P + N (8M)	25kA	100kA	400VAC	Yes		GWD6435

Characteristics: SPDs are equipped with extractable cartridges with optic end of life signal



Surge Protective Devices - Type 2

Code	No. of Poles	No.Modules EN 50022	Imax (8/20μs)	Rated Voltage	Aux Contact	Spare Cartridge	
						Phase	Neutral
GWD6411	1P	1M	40kA	230VAC	No	GWD6441	-
GWD6412	1P	1M	40kA	230VAC	Yes		
GWD6413	1P	1M	40kA	400VAC	No	GWD6442	
GWD6407	1P + N	2M	20kA	230VAC	No	GWD6436	GWD6438
GWD6417	1P + N	2M	40kA	230VAC	No	GWD6441	GWD6443
GWD6418	1P + N	2M	40kA	230VAC	Yes		
GWD6409	3P + N	4M	20kA	400VAC	No	GWD6436	GWD6438
GWD6419	3P + N	4M	40kA	400VAC	No	GWD6441	GWD6443
GWD6420	3P + N	4M	40kA	400VAC	Yes		

Characteristics: SPDs are equipped with extractable cartridges with optic end of life signal



Surge Protective Devices for Telecom & Dataline

Code	No. Modules EN 50022	Imax (8/20μs)	Rated Voltage AC	Aux Contact
GWD6430	1M	10kA	50V	No

90 PV RANGE - STRING BOXES



Pre-Wired String Boards

Code	No. of Strings	Rated Current	No. of Board Modules
String Voltage: 600VDC			
GWD9901	2	25A	1 x 12
GWD9902	3	25A	2 x 12
GWD9903	4	25A	2 x 12
String Voltage: 800VDC			
GWD9906	2	20A	1 x 12
String Voltage: 1000VDC			
GWD9907	3	32A	2 x 12
GWD9908	4	32A	2 x 12

For DC Fuses see page 206

Accessories: Cable Glands as spare parts and equipotential terminal blocks. DC fuses not included.

DC DEVICES FOR PHOTOVOLTAIC CELLS



Switch Disconnectors

Code	No. of Poles	Rated Current	Rated VDC	No. of Modules
GW96186	2P	25A (DC21B)	600V	3.5
GW96187	4P	32A (DC21B)	1000V	3.5

Note: Utilisation category DC21B. These switch disconnectors cannot be combined.





Surge Protective Devices - Type 2 for Photovoltaic Applications

Code	Rated VDC	Max Discharge Current (8/20μs)	No. of Modules	Aux End-of-life Contact	Spare Cartridges
GWD6426	600V	40kA	3	No	GWD6446
GWD6428	1000V	40kA	3	No	GWD6448

Characteristics: SPDs are equipped with extractable cartridges with optic end-of-life signal.



Disconnectable Fuse-Holders - Utilization category DC20B

Code	No. of Poles	Rated Current	Rated VDC	Fuse Dimensions	No. of Modules
GW96226	1P	20A	1000V	10.3 x 38mm	1
GW96227	2P	20A	1000V	10.3 x 38mm	2

For DC Fuses see page 206

©ACDC Dynamics

70 RT HP ROTARY ISOLATORS

- c/w Padlockable handle for up to 3 locks Ø8mm
- External mounting lugs for ease of installation
- High performance materials


Command


Emergency


Command


Emergency





In AC22A @500V	Poles	Command	Emergency	Knock Outs	Dimensions W x H x D (mm)	Command	Emergency	Entries	Dimensions W x H x D (mm)	Panel Mount	Panel Depth (mm)	DIN Rail
16A	2P	GW70401P	GW70431P	4 x M20/25	125x150x76	GW70401M	GW70431M	4 x M20	140x165x64	GW70001	87-145	GW70201
	3P	GW70402P	GW70432P	4 x M20/25	125x150x76	GW70402M	GW70432M	4 x M20	140x165x64	GW70002	87-145	GW70202
	4P	GW70403P	GW70433P	4 x M20/25	125x150x76	GW70403M	GW70433M	4 x M20	140x165x64	GW70003	87-145	GW70203
25A	2P	GW70416P	GW70486P	4 x M20/25	125x150x76	GW70416M	GW70486M	2xM20+2xM25	140x165x64	-	-	-
	3P	GW70417P	GW70487P	4 x M20/25	125x150x76	GW70417M	GW70487M	2xM20+2xM25	140x165x64	GW70052	-	-
	4P	GW70418P	GW70488P	4 x M20/25	125x150x76	GW70418M	GW70488M	2xM20+2xM25	140x165x64	GW70053	-	-
32A	2P	GW70404P	GW70434P	4 x M20/25	125x150x76	GW70404M	GW70434M	2xM20+2xM25	140x165x64	GW70004	87-145	GW70204
	3P	GW70405P	GW70435P	4 x M20/25	125x150x76	GW70405M	GW70435M	2xM20+2xM25	140x165x64	GW70005	87-145	GW70205
	4P	GW70406P	GW70436P	4 x M20/25	125x150x76	GW70406M	GW70436M	2xM20+2xM25	140x165x64	GW70006	87-145	GW70206
40A	2P	GW70413P	GW70441P	4 x M20/25	125x150x76	GW70413M	GW70441M	2xM20+2xM25	140x165x64	-	-	-
	3P	GW70414P	GW70442P	4 x M20/25	125x150x76	GW70414M	GW70442M	2xM20+2xM25	140x165x64	GW70055	-	-
	4P	GW70415P	GW70443P	4 x M20/25	125x150x76	GW70415M	GW70443M	2xM20+2xM25	140x165x64	GW70053	-	-
63A	3P	GW70407P	GW70437P	4 x M25/32	156x200x95	GW70407M	GW70437M	4 x M32	215x252x91	GW70007	114-177	GW70207
	4P	GW70408P	GW70438P	4 x M25/32	156x200x95	GW70408M	GW70438M	4 x M32	215x252x91	GW70008	114-177	GW70208
80A	3P	GW70419P	GW70489P	4 x M25/32	156x200x95	GW70419M	GW70489M	4 x M32	215x252x91	GW70058	-	-
	4P	GW70420P	GW70490P	4 x M25/32	156x200x95	GW70420M	GW70490M	4 x M32	215x252x91	GW70059	-	-
100A	3P	GW70421P	GW70491P	-	237x316x178	GW70421M	GW70491M	-	257x307x121	GW70061	-	-
	4P	GW70422P	GW70492P	-	237x316x178	GW70422M	GW70492M	-	257x307x121	GW70062	-	-
125A	3P	GW70423P	GW70493P	-	237x316x178	GW70423M	GW70493M	-	257x307x121	GW70064	-	-
	4P	GW70424P	GW70494P	-	237x316x178	GW70424M	GW70494M	-	257x307x121	GW70065	-	-
160A	3P	GW70425P	GW70495P	-	237x316x178	GW70425M	GW70495M	-	257x307x121	GW70067	-	-
	4P	GW70426P	GW70496P	-	237x316x178	GW70426M	GW70496M	-	257x307x121	GW70068	-	-

Auxiliary Contacts

Ui: 400V
Current Rating (AC15):
6A (230V)
3A (380V)







In	1NO + 1NC	2NO	2NC
16-80A	GW70026	GW70027	GW70028
100-160A	GW70029	-	-

Extension Bracket



GW70009
Galvanised Steel Panel Depth Adjust. Extension Bracket 117-305mm

Spare Handles



GW70409	GW70410
For 16/32A Panel Mount	For 63A Panel Mount



Surface Mounting DC Isolator - DC-PV1 1000VDC | IP66/67/69

Code	Rated Current @800VDC	Rated Current @1000VDC	Rated Current @1200VDC	Rated Current @1500VDC	Size (mm)
GW70231	25A	16A	-	-	154 x 201 x 117
GW70235	25A	25A	-	-	154 x 201 x 117
GW70238	32A	32A	-	-	154 x 201 x 117
GW70239	32A	32A	25A	20A	154 x 201 x 117
GW70242	32A	32A	32A	25A	154 x 201 x 117

©ACDC Dynamics

INDUSTRIAL PLUGS, SOCKETS & SOCKET OUTLETS

IP Ratings

IP	1st Digit Ingress of Solids	2nd Digit Ingress of Liquids
4	Solid objects larger than ø1mm	Splashing Water
5	Dust in a harmful quantity	Water Jet
6	Dust (total protection)	Powerful Water Jet
7	N/A	Temporary Immersion
8	N/A	Continuous Immersion
9	N/A	Powerful hot water jet

To realise an **IP68/69** rating, the two **IP69** products must be used together



Rated Current	Rated Volts (V)	Poles	Ref. (h)	Straight Plugs (Screw Wiring) IP44/54	Straight Plugs (c/w Phase Rot. Switch) IP44/54	Straight Plugs (Fast Wiring) IP44/54	Straight Plugs (Screw Wiring) IP66/67 IP68/69	Straight Plugs (c/w Phase Rot. Switch) IP66/67 IP68/69	Straight Plugs (Fast Wiring) IP66/67 IP68/69	90° Plugs (Screw Wiring) IP44	90° Plugs (Screw Wiring) IP67	Straight Flush Mounting Socket-Inlets (Screw Wiring) IP44
16A	110 100 - 130	2P+ ⏚	4	GW60001H	–	GW60001FH	GW60023H	–	GW60023FH	GW60082	GW60105	GW60201
		3P+ ⏚	4	GW60002H	–	GW60002FH	GW60024H	–	GW60024FH	GW60083	GW60106	GW60202
		3P+N+ ⏚	4	GW60003H	–	GW60003FH	GW60025H	–	GW60025FH	GW60084	GW60107	GW60203
	220 200 - 250	2P+ ⏚	6	GW60004H	–	GW60004FH	GW60026H	–	GW60026FH	GW60085	GW60108	GW60204
		3P+ ⏚	9	GW60005H	GW60005WH	GW60005FH	GW60027H	GW60027WH	GW60027FH	GW60086	GW60109	GW60205
		3P+N+ ⏚	9	GW60006H	GW60006WH	GW60006FH	GW60028H	GW60028WH	GW60028FH	GW60087	GW60110	GW60206
	400 380 - 415	2P+ ⏚	9	GW60007H	–	GW60007FH	GW60029H	–	GW60029FH	GW60088	GW60111	GW60207
		3P+ ⏚	6	GW60008H	GW60008WH	GW60008FH	GW60030H	GW60030WH	GW60030FH	GW60089	GW60112	GW60208
		3P+N+ ⏚	6	GW60009H	GW60009WH	GW60009FH	GW60031H	GW60031WH	GW60031FH	GW60090	GW60113	GW60209
	500 480 - 525	3P+ ⏚	7	GW60010H	–	GW60010FH	GW60032H	–	GW60032FH	GW60091	GW60114	GW60210
		3P+N+ ⏚	7	GW60011H	–	GW60011FH	GW60033H	–	GW60033FH	GW60092	GW60115	GW60211
32A	110 100 - 130	2P+ ⏚	4	GW60012H	–	GW60012FH	GW60034H	–	GW60034FH	GW60093	GW60116	GW60212
		3P+ ⏚	4	GW60013H	–	GW60013FH	GW60035H	–	GW60035FH	GW60094	GW60117	GW60213
		3P+N+ ⏚	4	GW60014H	–	GW60014FH	GW60036H	–	GW60036FH	GW60095	GW60118	GW60214
	220 200 - 250	2P+ ⏚	6	GW60015H	–	GW60015FH	GW60037H	–	GW60037FH	GW60096	GW60119	GW60215
		3P+ ⏚	9	GW60016H	GW60016WH	GW60016FH	GW60038H	GW60038WH	GW60038FH	GW60097	GW60120	GW60216
		3P+N+ ⏚	9	GW60017H	GW60017WH	GW60017FH	GW60039H	GW60039WH	GW60039FH	GW60098	GW60121	GW60217
	400 380 - 415	2P+ ⏚	9	GW60018H	–	GW60018FH	GW60040H	–	GW60040FH	GW60099	GW60122	GW60218
		3P+ ⏚	6	GW60019H	GW60019WH	GW60019FH	GW60041H	GW60041WH	GW60041FH	GW60101	GW60123	GW60219
		3P+N+ ⏚	6	GW60020H	GW60020WH	GW60020FH	GW60042H	GW60042WH	GW60042FH	GW60102	GW60124	GW60220
	500 480 - 525	3P+ ⏚	7	GW60021H	–	–	GW60043H	–	–	GW60103	GW60125	GW60221
		3P+N+ ⏚	7	GW60022H	–	–	GW60044H	–	–	GW60104	GW60126	GW60222
	380 - 440	3P+ ⏚	3	GW60729H	–	–	GW60145H	–	–	–	GW60146	–
63A	110 100 - 130	2P+ ⏚	4	GW61013H	–	–	GW61045H	–	–	–	–	–
		3P+ ⏚	4	GW61014H	–	–	GW61046H	–	–	–	–	–
	220 200 - 250	2P+ ⏚	6	GW61016H	–	–	GW61048H	–	–	–	–	–
		3P+ ⏚	9	GW61017H	–	–	GW61049H	–	–	–	–	–
		3P+N+ ⏚	9	GW61018H	–	–	GW61050H	–	–	–	–	–
	400 380 - 415	2P+ ⏚	9	GW61019H	–	–	–	–	–	–	–	–
		3P+ ⏚	6	GW61020H	–	–	GW61052H	–	–	–	–	–
		3P+N+ ⏚	6	GW61021H	–	–	GW61053H	–	–	–	–	–
	500 480 - 525	3P+ ⏚	7	–	–	–	GW61054H	–	–	–	–	–
		3P+N+ ⏚	7	–	–	–	GW61055H	–	–	–	–	–
125A	400 380 - 415	3P+ ⏚	6	–	–	–	GW60060H	–	–	–	–	–
		3P+N+ ⏚	6	–	–	–	GW60061H	–	–	–	–	–
	500 480 - 525	3P+ ⏚	7	–	–	–	GW60062H	–	–	–	–	–
		3P+N+ ⏚	7	–	–	–	GW60063H	–	–	–	–	–

Codes in Red - Available on Request Only

Note: 63A & 125A Straight Plugs c/w Pilot Contact

©ACDC Dynamics

INDUSTRIAL PLUGS, SOCKETS & SOCKET OUTLETS



Straight Surface Mounting Socket-Inlets (Screw Wiring)	90° Surface Mounting Socket-Inlets (Screw Wiring)	90° Surface Mounting Socket-Inlets (Screw Wiring)	Straight Connectors (Screw Wiring)	Straight Connectors (Fast Wiring)	Straight Connectors (Screw Wiring)	Straight Connectors (Fast Wiring)	10° Flush Mounting Socket-Outlets (Screw Wiring)	10° Flush Mounting Socket-Outlets (Screw Wiring)	90° Connectors (Screw Wiring)	90° Connectors (Screw Wiring)	10° Flush Mounting Socket-Outlets (c/w N.O. contact)
IP67	IP44	IP67	IP44/54	IP44/54	IP66/67 IP68/69	IP66/67 IP68/69	IP44/54	IP66/67	IP44	IP67	
GW60223	GW60401	GW60423	GW62001H	GW62001FH	GW62023H	GW62023FH	GW62201H	GW62224H	GW62082	GW62105	–
GW60224	GW60402	GW60424	GW62002H	GW62002FH	GW62024H	GW62024FH	GW62202H	GW62225H	GW62083	GW62106	–
GW60225	GW60403	GW60425	GW62003H	GW62003FH	GW62025H	GW62025FH	GW62203H	GW62226H	GW62084	GW62107	–
GW60226	GW60404	GW60426	GW62004H	GW62004FH	GW62026H	GW62026FH	GW62205H*	GW62227H	GW62085	GW62108	–
GW60227	GW60405	GW60427	GW62005H	GW62005FH	GW62027H	GW62027FH	GW62206H	GW62228H	GW62086	GW62109	–
GW60228	GW60406	GW60428	GW62006H	GW62006FH	GW62028H	GW62028FH	GW62207H	GW62229H	GW62087	GW62110	–
GW60229	GW60407	GW60429	GW62007H	GW62007FH	GW62029H	GW62029FH	GW62208H	GW62230H	GW62088	GW62111	–
GW60230	GW60408	GW60430	GW62008H	GW62008FH	GW62030H	GW62030FH	GW62209H	GW62231H	GW62089	GW62112	–
GW60231	GW60409	GW60431	GW62009H	GW62009FH	GW62031H	GW62031FH	GW62210H	GW62232H	–	GW62113	–
GW60232	GW60410	GW60432	GW62010H	-	GW62032H	-	GW62211H	GW62233H	GW62091	GW62114	–
GW60233	GW60411	GW60433	GW62011H	-	GW62033H	-	GW62212H	GW62234H	GW62092	GW62115	–
GW60234	GW60412	GW60434	GW62012H	GW62012FH	GW62034H	GW62034FH	GW62213H	GW62235H	GW62093	GW62116	–
GW60235	GW60413	GW60435	GW62013H	GW62013FH	GW62035H	GW62035FH	GW62214H	GW62236H	GW62094	GW62117	–
GW60236	GW60414	GW60436	GW62014H	GW62014FH	GW62036H	GW62036FH	GW62215H	GW62237H	GW62095	GW62118	–
GW60237	GW60415	GW60437	GW62015H	GW62015FH	GW62037H	GW62037FH	GW62216H	GW62238H	–	GW62119	–
GW60238	GW60416	GW60438	GW62016H	GW62016FH	GW62038H	GW62038FH	GW62217H	GW62239H	GW62097	GW62120	–
GW60239	GW60417	GW60439	GW62017H	GW62017FH	GW62039H	GW62039FH	GW62218H	GW62240H	GW62098	GW62121	–
GW60240	GW60418	GW60440	GW62018H	GW62018FH	GW62040H	GW62040FH	GW62219H	GW62241H	GW62099	GW62122	–
GW60241	GW60419	GW60441	GW62019H	GW62019FH	GW62041H	GW62041FH	GW62220H	GW62242H	GW62101	GW62123	–
GW60242	GW60420	GW60442	GW62020H	GW62020FH	GW62042H	GW62042FH	GW62221H	GW62243H	GW62102	GW62124	–
GW60243	GW60421	GW60443	GW62021H	-	GW62043H	-	GW62222H	GW62244H	GW62103	GW62125	–
GW60244	GW60422	GW60444	GW62022H	-	GW62044H	-	GW62223H	GW62245H	GW62104	GW62126	–
GW60268	–	GW60482	GW62729H	-	GW62128H	-	GW62829H	GW62283H	–	GW62127	–
–	–	GW61445	GW63013H	-	GW63045H	-	GW63213H	GW63246H	–	–	–
–	–	GW61446	GW63014H	-	GW63046H	-	GW63214H	GW63247H	–	–	–
–	–	GW61448	GW63016H	-	GW63048PH	-	GW63216H	GW63249PH	–	–	–
–	–	GW61449	GW63017H	-	GW63049H	-	GW63217H	GW63250H	–	–	–
–	–	GW61450	GW63018H	-	GW63050H	-	GW63218H	GW63251H	–	–	–
–	–	–	GW63019H	-	–	-	GW63219H	GW63252H	–	–	–
–	–	GW61452	GW63020H	-	GW63052PH	-	GW63220H	GW63253PH	–	–	–
–	–	GW61453	GW63021H	-	GW63053PH	-	GW63221H	GW63254PH	–	–	–
–	–	GW61454	–	-	GW63054PH	-	–	GW63255PH	–	–	–
–	–	GW61455	–	-	GW63055PH	-	–	GW63256PH	–	–	–
–	–	GW60460	–	-	GW62060PH	-	–	GW62261PH	–	–	GW68785
–	–	GW60461	–	-	GW62061PH	-	–	GW62262PH	–	–	GW68786
–	–	GW60462	–	-	GW62062PH	-	–	GW62263PH	–	–	–
–	–	GW60463	–	-	GW62063PH	-	–	GW62264PH	–	–	–

Codes in Red - Available on Request Only

Note: Connector & Socket codes ending with **PH** include Pilot Contact

* Application: **GW62204**, cap of reduced dimensions (62x62mm) for use in restricted spaces.

©ACDC Dynamics

INDUSTRIAL PLUGS, SOCKETS & SOCKET OUTLETS









To realise an **IP68/69** rating, the two **IP69** products must be used together

Codes in Red - Available on Request Only

Rated Current (A)	Rated Voltage (V)	Poles	Reference (h)	10° Surface Mounting Socket-Outlets (Screw Wiring) IP44	10° Surface Mounting Socket-Outlets (Screw Wiring) IP67	90° Surface Mounting Socket-Outlets (Screw Wiring) IP44	90° Surface Mounting Socket-Outlets (Screw Wiring) IP67	Combibloc Socket-Outlets with Rotary Switch without bottom IP44	Combibloc Socket-Outlets with Rotary Switch with Bottom IP44	Combibloc Socket-Outlets with Rotary Switch without Bottom IP55
16	110 100 - 130	2P+ ⏚	4	GW62401	GW62423	GW62474	GW62496	GW66423	GW66401	GW66467
		3P+ ⏚	4	GW62402	GW62424	GW62475	GW62497	GW66424	GW66402	GW66468
		3P+N+ ⏚	4	GW62403	GW62425	GW62476	GW62498	GW66425	GW66403	GW66469
	220 200 - 250	2P+ ⏚	6	GW62404	GW62426	GW62477	GW62499	GW66426	GW66404	GW66470
		3P+ ⏚	9	GW62405	GW62427	GW62478	GW62501	GW66427	GW66405	GW66471
		3P+N+ ⏚	9	GW62406	GW62428	GW62479	GW62502	GW66428	GW66406	GW66472
	400 380 - 415	2P+ ⏚	9	GW62407	GW62429	GW62480	GW62503	GW66429	GW66407	GW66473
		3P+ ⏚	6	GW62408	GW62430	GW62481	GW62504	GW66430	GW66408	GW66474
		3P+N+ ⏚	6	GW62409	GW62431	GW62482	GW62505	GW66431	GW66409	GW66475
	500 480 - 525	3P+ ⏚	7	GW62410	GW62432	GW62483	GW62506	–	–	–
		3P+N+ ⏚	7	GW62411	GW62433	GW62484	GW62507	–	–	–
32	110 100 - 130	2P+ ⏚	4	GW62412	GW62434	GW62485	GW62508	GW66434	GW66412	GW66478
		3P+ ⏚	4	GW62413	GW62435	GW62486	GW62509	GW66435	GW66413	GW66479
		3P+N+ ⏚	4	GW62414	GW62436	GW62487	GW62510	GW66436	GW66414	GW66480
	220 200 - 250	2P+ ⏚	6	GW62415	GW62437	GW62488	GW62511	GW66437	GW66415	GW66481
		3P+ ⏚	9	GW62416	GW62438	GW62489	GW62512	GW66438	GW66416	GW66482
		3P+N+ ⏚	9	GW62417	GW62439	GW62490	GW62513	GW66439	GW66417	GW66483
	400 380 - 415	2P+ ⏚	9	GW62418	GW62440	GW62491	GW62514	GW66440	GW66418	GW66484
		3P+ ⏚	6	GW62419	GW62441	GW62492	GW62515	GW66441	GW66419	GW66485
		3P+N+ ⏚	6	GW62420	GW62442	GW62493	GW62516	GW66442	GW66420	GW66486
	500 480 - 525	3P+ ⏚	7	GW62421	GW62443	GW62494	GW62517	–	–	–
		3P+N+ ⏚	7	GW62422	GW62444	GW62495	GW62518	–	–	–
	380 - 440	3P+ ⏚	3	–	GW62556	–	GW62557	–	–	–
63	110 100 - 130	2P+ ⏚	4	–	GW63445	–	GW63519	–	–	–
		3P+ ⏚	4	–	GW63446	–	GW63520	–	–	–
	220 200 - 250	2P+ ⏚	6	–	GW63448	–	GW63522	–	–	–
		3P+ ⏚	9	–	GW63449	–	GW63523	–	–	–
		3P+N+ ⏚	9	–	GW63450	–	GW63524	–	–	–
	400 380 - 415	3P+ ⏚	6	–	GW63452	–	GW63526	–	–	–
		3P+N+ ⏚	6	–	GW63453	–	GW63527	–	–	–
	500 480 - 525	3P+ ⏚	7	–	GW63454	–	GW63528	–	–	–
		3P+N+ ⏚	7	–	GW63455	–	GW63529	–	–	–
125	400 380 - 415	3P+ ⏚	–	–	–	–	GW62534	–	–	–
		3P+N+ ⏚	–	–	–	–	GW62535	–	–	–
	500 480 - 525	3P+ ⏚	–	–	–	–	GW62536	–	–	–
		3P+N+ ⏚	–	–	–	–	GW62537	–	–	–

©ACDC Dynamics

INDUSTRIAL PLUGS, SOCKETS & SOCKET OUTLETS

Padlockable in OFF Position



*With 3 Phase Indication Lights

See NOTE 1: With Built-in MCB

NOTE 1:
New range of **IP67** vertically interlocked socket outlets now available with built-in miniature circuit breaker, 6kA, C-Curve.

To realise an **IP68/69** rating, the two **IP69** products must be used together

Codes in Red - Available on Request Only

Rated Current (A)	Rated Voltage (V)	Poles	Ref. (h)	Combibloc Socket-Outlets with Rotary Switch with Bottom IP55	Vertical Socket-Outlets with MCB, with bottom (AUTOMATIKA) IP67	Vertical Socket-Outlets with Rotary Switch, without bottom IP67	Vertical Socket-Outlets with Rotary Switch, with bottom IP67	Vertical Socket-Outlets with Rotary Switch, with bottom (for heavy duty) IP67	Vertical Socket-Outlets for DINCB/RCD Modular devices with bottom (for heavy duty) IP66	Horizontal Socket-Outlets with Rotary Switch, with bottom IP44
16	110 100 - 130	2P+ ⏚	4	GW66445	GW66051N	GW66301N	–	GW66501	GW66974	GW66001
		3P+ ⏚	4	GW66446	GW66052N	GW66302N	GW66202N	GW66502	GW66975	GW66002
		3P+N+ ⏚	4	GW66447	GW66053N	GW66303N	GW66203N	GW66503	GW66976	GW66003
	220 200 - 250	2P+ ⏚	6	GW66448	GW66054N	GW66304N	GW66204N	GW66504	GW66977	GW66004
		3P+ ⏚	9	GW66449	GW66055N	GW66305N	GW66205N	GW66505	GW66978	GW66005
		3P+N+ ⏚	9	GW66450	GW66056N	GW66306N	GW66206N	GW66506	GW66979	GW66006
	400 380 - 415	2P+ ⏚	9	GW66451	GW66057N	GW66307N	GW66207N	GW66507	GW66980	GW66007
		3P+ ⏚	6	GW66452	GW66058N	GW66308N	GW66208N	GW66508	GW66981	GW66008
		3P+N+ ⏚	6	GW66453	GW66059N	GW66309N	GW66209N	GW66509	GW66982	GW66009
	500 480 - 525	3P+ ⏚	7	–	–	GW66310N	GW66210N	GW66510	GW66983	GW66010
		3P+N+ ⏚	7	–	–	GW66311N	GW66211N	GW66511	GW66984	GW66011
32	110 100 - 130	2P+ ⏚	4	GW66456	GW66062N	GW66312N	GW66212N	GW66512	GW66985	GW66012
		3P+ ⏚	4	GW66457	GW66063N	GW66313N	GW66213N	GW66513	GW66986	GW66013
		3P+N+ ⏚	4	GW66458	GW66064N	GW66314N	GW66214N	GW66514	GW66987	GW66014
	220 200 - 250	2P+ ⏚	6	GW66459	GW66065N	GW66315N	GW66215N	GW66515	GW66988	GW66015
		3P+ ⏚	9	GW66460	GW66066N	GW66316N	GW66216N	GW66516	GW66989	GW66016
		3P+N+ ⏚	9	GW66461	GW66067N	GW66317N	GW66217N	GW66517	GW66990	GW66017
	400 380 - 415	2P+ ⏚	9	GW66462	GW66068N	GW66318N	GW66218N	GW66518	GW66991	GW66018
		3P+ ⏚	6	GW66463	GW66069N	GW66319N	GW66219N	GW66519	GW66992	GW66019
		3P+N+ ⏚	6	GW66464	GW66070N	GW66320N	GW66220N	GW66520	GW66993	GW66020
	500 480 - 525	3P+ ⏚	7	–	–	GW66321N	GW66221N	GW66521	GW66994	GW66021
		3P+N+ ⏚	7	–	–	GW66322N	GW66222N	GW66522	GW66995	GW66022
	380 - 440	3P+ ⏚	3	–	–	GW66357N	GW66257N	GW66523	GW66996	–
63	110 100 - 130	2P+ ⏚	4	–	–	GW67356N	GW67256N	GW66524	GW66866	–
		3P+ ⏚	4	–	–	GW67357N	GW67257N	GW66525	GW66867	–
	220 200 - 250	2P+ ⏚	6	–	–	GW67359N	GW67259N	GW66527	GW66869	–
		3P+ ⏚	9	–	–	GW67360N	GW67260N	GW66528	GW66870	–
		3P+N+ ⏚	9	–	–	GW67361N	GW67261N	GW66529	GW66871	–
	400 380 - 415	3P+ ⏚	6	–	–	GW67363N	GW67263N	GW66531	GW66873	–
		3P+N+ ⏚	6	–	–	GW67364N	GW67264N	GW66532	GW66874	–
	500 480 - 525	3P+ ⏚	7	–	–	GW67365N	GW67265N	GW66533	GW66875*	–
		3P+N+ ⏚	7	–	–	GW67366N	GW67266N	GW66534	GW66876	–

Electrically Interlocked with Circuit Breaker

Rated Current (A)	Rated Voltage (V)	Poles	Reference (h)	Polyester Grey IP65	Mild Steel Orange IP65	304 SS Brushed IP65
125	400 380 - 415	3P+ ⏚	6	GX66585	GX66585/MS	GX66585/304
		3P+N+⏚	6	GX66586	GX66586/MS	GX66586/304
	500 480 - 525	3P+ ⏚	7	GX66587	GX66587/MS	GX66587/304



Watertight Vertical Socket Outlet with Safety Transformer - IP55

230/24V 160VA Transformer

Rated Current	Description
16A	2P + E . Output 24VAC, Input 230VAC. The socket outlet is equipped with a thermal protection device



GW66259N

©ACDC Dynamics

INDUSTRIAL PLUGS, SOCKETS & SOCKET OUTLETS


GW66493


Application


GW40422

Complimentary Items for Combibloc Range Interlocked Socket-Outlets Empty Vertical Watertight Boards. IP55

Code	No. of Compact Interlocked Socket Outlets	No. of DIN Modules	Dispersable Power (CEI 23-49) (W)
GW66491	1 (16/32A)	4	10W
GW66492	2 (16/32A)	8	13W
GW66493	3 (16/32A)	12	24W

Cylindrical Key

Code	Description
GW40422	Cylindrical security/safety lock. Die-cast metal (2 keys supplied)


GW66496


GW66498


GW66678N
GW66686


GW66683N


GW66741N


GW66743N


GW66676


GW66681

Mounting Boxes

Code	Description
GW66496	Back box only, for Combibloc 16/32A - IP55
GW66498	Flush mounting box with frame, for Combibloc 16/32A - IP55
GW66678N	Back box only, for vertical socket outlets 16/32A
GW66686	Back box only, for vertical socket outlets 63A
GW66683N	Flush mounting box with frame, for vertical socket outlets 16/32A
GW66741N	Surface mounting box, for 1x16A & 1x16/32A IEC309 sockets
GW66743N	Flush mounting box, for 1x16A & 1x16/32A IEC309 sockets
GW66676	Back box only, for horizontal socket outlets 16/32A
GW66681	Flush mounting box with frame, for horizontal socket outlets 16/32A

EXTRA LOW VOLTAGE PLUG & SOCKET OUTLETS - IEC309 BTS

Codes in Red - Available on Request Only



Rated Current (A)	Rated Voltage (V)	Poles	Ref. (h)	Straight Plug (Screw Wiring) IP44	90° Plug (Screw Wiring) IP44	90° Surface Mounting Inlet (Screw Wiring) IP44	Straight Connectors (Screw Wiring) IP44	10° Flush Mounting Socket Outlet IP44	10° Surface Mounting Socket Outlet IP44	90° Surface Mounting Socket Outlet IP44
16	20 - 25	2P	-	GW60064	GW60127	GW60464	GW62064	GW62265	GW62456	GW62538
		3P	-	GW60065	GW60128	GW60465	GW62065	GW62266	GW62457	GW62539
	40 - 50	2P	12	GW60066	-	-	GW62066	-	-	-
		3P	12	GW60067	-	-	GW62067	GW62268	-	-
	20 - 25 40 - 50 100 - 200Hz	2P	4	GW60068	-	-	GW62068	-	-	-
		3P	4	GW60069	-	-	GW62069	-	-	-
	20 - 25 40 - 50 400 - 500Hz	2P	11	GW60070	-	-	GW62070	-	-	-
		3P	11	GW60071	-	-	GW62071	-	-	-
	20 - 25DC 40 - 50DC	2P	10	GW60072	-	-	GW62072	-	-	-
32	20 - 25	2P	-	GW60073	GW60136	GW60473	GW62073	GW62274	GW62465	GW62547
		3P	-	GW60074	GW60137	GW60474	GW62074	GW62275	GW62466	GW62548
	40 - 50	2P	12	GW60075	-	-	GW62075	-	-	-
		3P	12	GW60076	-	-	GW62076	-	-	-
	20 - 25 40 - 50 100 - 200Hz	2P	4	GW60077	-	-	GW62077	-	-	-
		3P	4	GW60078	-	-	GW62078	-	-	-
	20 - 25 40 - 50 400 - 500Hz	2P	11	GW60079	-	-	GW62079	-	-	-
		3P	11	GW60080	-	-	GW62080	-	-	-
	20 - 25DC 40 - 50DC	2P	10	GW60081	-	-	GW62081	-	-	-

©ACDC Dynamics

MULTIPLE-OUTLET SOCKETS & ADAPTORS

Rated Current (A)	Input Plug	Watertight sockets with plug	Watertight socket adaptor with plug	Watertight 2 x 16A socket outlet with plug	Watertight sockets with 2M of flexible extension	Caravan Extension cord. 2P-E Socket to 16A 230VAC Janus Plug.	Conversion Adaptors: IEC 309 for 20 system	Fitted conversion adaptor shunts plug for 20 system
								
		IP67	IP67	IP67	IP67	IP20	IP40	IP40
16	2P + ⏚	GW64024	–	GW64010	GW64052	GX64050 (5m)	GW64206	GW64223
		–	–	–	–	GX64051 (10m)	–	–
	3P + ⏚	GW64027	–	GW64013	GW64055	–	–	–
	3P + N + ⏚	GW64028	GW64060	GW64014	GW64056	–	GW64207	GW64228
32	3P + ⏚	GW64068	–	–	–	–	–	–
	3P + N + ⏚	–	GW64061	–	–	–	–	–
Output Sockets Configuration			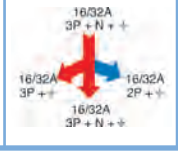	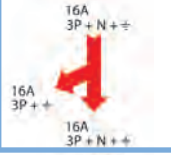		 RA310BK	 GW20209 2P+E 15A - 250V ~	

INTERNATIONAL PLUGS & SOCKETS


GW28005 GW28205


GW28011 GW28410

Code	Poles	Amps	Qty
Italian Standard			
GW28205	2P + E	16A Socket	25/200
GW28005	2P + E	16A Plug	25/300
German / French Standard			
GW28011	2P + E	16A Plug	25/300
Italian / German Adaptor			
GW28410	2P + E	10A Plug to 16A Socket	15/150

APPLIANCE INLET ACCESSORIES



Watertight Caps for Appliance Inlets IP67

Code	Amps	Poles
GW60263	16A	2P + E
GW60264	16A	3P + E
GW60265	16A	3P + N + E
GW60266	32A	2P+E & 3P+E
GW60267	32A	3P + N + E

IP RATED ENCLOSURES FOR USE WITH Q-DIN


MK27111 MK27101 MK27102
MK27103 MK27104 MK27105

COMBI 22 Plastic Pushbutton Control Station Enclosures IP65 ELT

No. of holes	Code	Size H x W x D
1	MK27101	82 x 66 x 65
1	MK27111	85 x 75 x 65
2	MK27102	132 x 82 x 65
3	MK27103	171 x 66 x 65
2 x 3 (3 x 2)	MK27104	171 x 132 x 65
4 x 3 (3 x 4)	MK27105	264 x 171 x 65

Junction box for combination of modular Enclosures & Components - IP55


GW27402 GW26406 GW26406

Code	Description	Size (mm)
GW27402	Junction Box	132 x 82 x 55
GW26406	Watertight coupler pg16	Ø23 Hole
GW44622	Insulating Screen Cap	Ø16



Industrial Surface Mounting Socket - IP44

Code	Amps	Poles	Voltage
GW26222	16A	2P + E	230V
GW26223	16A	3P + E	400V



2 x 4 Flush Mount Socket - IP44

Code	Amps	Poles	Voltage
GW26420	16A	2P + E	230V
GW26421	16A	3P + E	400V

©ACDC Dynamics

68Q-DIN DISTRIBUTION BOARDS IP65

Q-DIN 5 Distribution Boards

Application		  GW622xxx Proposed Option	  GW622xxx Proposed Option	  GW622xxx Proposed Option
Code	**GW68017N**	**GW68018N**	**GW68001N**
Configuration	1 x 16A IEC 309 Flange	2 x 16A IEC 309 Flanges	3 x 16A IEC 309 Flanges
Size (mm)	105 x 258 x 96	105 x 337 x 96	105 x 430 x 96
Lids Supplied	None	None	1 x **GW68292**

Q-DIN 10 Distribution Boards

Application		  GW92xxx Proposed Option	  GW622xxx Proposed Option	  GW661xxx Proposed Option	  GW663xxx Proposed Option
Code	**GW68002N**	**GW68003N**	**GW68019N**	**GW68025N**
Configuration	Plain Lid	2x16A + 2x16/32A IEC 309 Flanges	2x16/32A Horizontal Socket Flanges	2x16/32A Vert. Socket Flanges
Size (mm)	220 x 435 x 96	220 x 435 x 96	220 x 435 x 96	220 x 435 x 96
Lids Supplied	None	1 x **GW68292** & 1 x **GW68293**	1 x **GW66701**	1 x **GW66703N**

Q-DIN 14 Distribution Boards

Application		  GW92xxx GW622xxx Proposed Options	  GW92xxx Proposed Option	   GW92xxx GW661xxx Proposed Options	  GW92xxx Proposed Option
Code	**GW68005N**	**GW68004N**	**GW68006N**	**GW68007N**
Configuration	3 x 16/32A IEC 309 Flanges	Plain Lid	2 x 16/32A Horizontal Socket Flanges	Plain Lid
Size (mm)	320 x 360 x 120	320 x 360 x 120	320 x 360 x 120	320 x 510 x 120
Lids Supplied	1 x **GW68293**	None	1 x **GW66701**	None

Application		   GW92xxx GW622xxx Proposed Options	   GW92xxx GW661xxx Proposed Options	   GW92xxx GW663xxx Proposed Options
Code	**GW68008N**	**GW68009N**	**GW68010N**
Configuration	6 x 16/32A IEC 309 Flanges	4 x Horizontal Socket 16/32A Flanges	3 x 16/32A Vert. Socket Flanges
Size (mm)	320 x 510 x 120	320 x 510 x 120	320 x 510 x 120
Lids Supplied	2 x **GW68293**	2 x **GW66701**	1 x **GW66703N**

DIN 20 Distribution Boards

Application							
Code	**GW68012N**	**GW68013N**	**GW68014N***	**GW68015N**	**GW68021N**	**GW68022N**
Configuration	Plain Lid	8 x 16/32A IEC 309 Flanges	4x16/32A Horizontal Socket with Fuse Holder Flanges	4x16/32A Vertical Socket + 4x16A IEC 309 Flanges	4 x 16/32A + 2 x 63A IEC 309 Flanges	2 x 16/32A + 1 x 63A Vertical Socket Flanges
Size (mm)	450 x 560 x 120	450 x 560 x 120	450 x 560 x 120	450 x 560 x 120	450 x 560 x 120	450 x 560 x 120
Lids Supplied	None	2 x **GW68293**	2 x **GW66701**	2x**GW66703N** + 4x**GW68292**	2x**GW68293** + 1x**GW68294**	1 x **GW66703N**

* Can be used with **GW66029**

©ACDC Dynamics

68Q-DIN COMPLETE BOARDS

Caravan Board – Fully Assembled (Other combinations available)

Code	GX98000 - *	Code	GX98016	Code	GX98020
	*Add outlet to code: **SA**; **UK**; **SCH** (Schuko) Outlets 6 x 16A 230V 2P+E Protection - **IP55** 40A E.L.U 6 x 16A MCB		Outlets 6 x 16A 2P+E Protection - **IP44** 40A E.L.U 6 x 10A MCB		Outlets 6 x Schuko 16A 230V 2P+E Protection - **IP54** 40A E.L.U 6 x 16A MCB

Stand Only

GW68431	GW68432
 Yellow Stand with cable reel, for Q-DIN10	 Yellow Stand with cable reel & wheels for Q-DIN14/20

Mobile Distribution Boards – Fully Assembled (Other combinations available on request)

	IP44 23.5m Cable	IP65 23.5m Cable	IP44 33m Cable	IP44 23.5m Cable	IP44 23.5m Cable
					
Code	**GX68421**	**GX68422**	**GX68424**	**GX68425**	**GX68426**
	Input 32A 400V 3P+N+E Outlets 2 x 32A 400V 3P+N+E 2 x 16A 400V 3P+E 2 x 16A 230V 2P+E 2 x 16A 230V Protection 1 x 40A 30mA 4P E/L 2 x 16A 1P MCB 1 x 16A 3P MCB 1 x 32A 3P MCB	Input 32A 400V 3P+N+E Switched Outlets 1 x 32A 400V 3P+N+E 1 x 16A 400V 3P+E 2 x 16A 230V 2P+E Protection 1 x 40A 30mA 4P E/L 2 x 16A 1P MCB 1 x 16A 3P MCB 1 x 32A 3P MCB	Input 32A 230V 2P+E Outlets 6 x 16A 230V 2P+E Protection 1 x 40A 30mA 2P E/L 6 x 16A 1P MCB	Input 32A 400V 3P+N+E Outlets 6 x 16A 230V 2P+E Protection 1 x 40A 30mA 4P E/L 6 x 16A 1P MCB	Input 32A 400V 3P+N+E Outlets 8 x 16A 230V 2P+E Protection 1 x 40A 30mA 4P E/L 6 x 16A 1P MCB

68Q-DIN ACCESSORIES



Add on Q-Din DB IP65 RAL 7035

Code	Dimensions L x H x D	No. of Modules
GW68023N	320 x 241 x 120	14
GW68024N	450 x 241 x 120	20



Security Lock

Code	Description
GW40422	Die-Cast Metal



IP65 Coupling

Code	Description
GW66673	PG29 Coupling

Watertight Covers

IP55	IP65
	
GW27401	GW27403

To fit 15A RSA socket **GW20209** & or 13A UK socket **GW20208**. Fits 16/32A flanges.



Surface Mounting Brackets

Code	Description	For Q-Din
GW44621	Plastic - 1pc	5
GW46446	Galv. Steel - 4pcs	10/14/20
GW46451	St. Steel - 4pcs	10/14/20



Pole Mounting Kit - 2pcs

Code	For Q-Din	Load Weight
GW46552	14	12kg
GW46553	20	125kg

Schucko Socket - IP54



GW62392

Fits 16/32A Flanges

Additional Covers for Q-Din Boards - To be Ordered Separately



Code	Description	Size L x H (mm)
GW68292	Lid for IEC 309 16A	85 x 75
GW68293	Lid for IEC 309 32A	95 x 8
GW68294	Lid for IEC 309 63A	110 x 100
GW66703N	Lid for Vertical Interlocked Socket-Outlet 16-32A	220 x 103
GW66705N	Lid for Vertical Interlocked Socket-Outlet 63A	270 x 145
GW66701	Lid for Horizontal Interlocked Socket-Outlet 16-32A	115 x 155
GW66702	Lid for Horizontal Interlocked Socket-Outlet with 16-32A Fuse Holder	150 x 196

©ACDC Dynamics

68ACS Q-BOX WORK SITE DISTRIBUTION BOARDS

4-way



GW68465

6-way



GW68466



Application Example of Q-Box 4 + **GW68503** + **GW68559** + **GW68504** with added sockets & MCB's

Q-Box 4 Unwired Board - IP55

Code	Description
GW68465	636 x 821 x 400mm Robust Enclosure Useable Interior Space: 540 x 415mm Includes: 12 Way Distribution Board, Junction Box, Set of Mounting brackets, Earth Terminal

Q-Box 6 Unwired Board - IP55

Code	Description
GW68466	914 x 821 x 400mm Robust Enclosure Useable Interior Space: 810 x 415 Includes: 2 x 12 Way Distribution Boards, Junction Box, Set of Mounting Brackets, Earth Terminal



GW68551

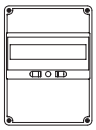

GW68552



GW68554



GW68556

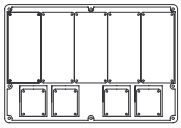

GW68559

Add on Panels For Q-Box 4/6 - IP55

Code	Outer Dim. LxHxD	Dimensions (W x H)	Ctn
GW68551	Panel with blank lid for non-modular devices	270 x 368mm	1
GW68552	12 Module distribution board	270 x 368mm	1
GW68554	Panel with 4 x 16/32A Combibloc Flanges	270 x 368mm	1
GW68556	Panel with 2 x 16/32A vertical socket + 2 x 16A IEC 309 Flanges	270 x 368mm	1
GW68559	Panel with 5 x 16/32A vertical socket + 4 x 16A IEC 309 Flanges	540 x 368mm	1



Chassis Plate for MCCB's

Code	Description	Ctn
GW68591	For MCCB from 160A	1/20

For **GW68552** Panel



12-Module Watertight Enclosure Front

Code	No. of Modules	Ctn
GW68503	12	1/8

To convert Junction Box to Additional DB



Yellow Metal Support For Q-Box 4/6

Code	Outer Dim. LxHxD	Ctn
GW68463	1100 x 1650 x 630mm	1

2 side handles for manual handling, 2 slots on the top for lifting with a crane



Document Holder Pocket - In Self-Adhesive Insulating Material With Kit Of Blank Labels

Code	Dimensions LxHxD	Ctn
GW46447	310 x 230mm	1/10



Pole Mounting Kit

Code	For use with	Ctn
GW46554	Q-Box 4	1

For mounting Q-Box 4 on poles from 60mm to 80mm



Emergency Push Button Kit

Code	Description	Ctn
GW68504	Kit containing E-stop with 1NO/1NC contact blocks, pilot light and resistor.	1/4



Watertight Plug-Socket-Outlet Block

Code	Description	Ctn
GW68505	Plug/socket - outlet block	1/10

Note: The block is suitable for 32A (only 3P+E and 3P+N+E) and 63A socket-outlet - plug connections



Security Lock With Handle - Keyed Alike

Code	Description	Ctn
GW46445	Security lock c/w 2 keys	10

Configuration Examples

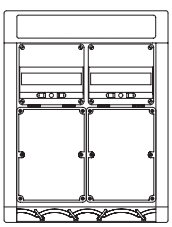

24 Modules + space for non-modular devices

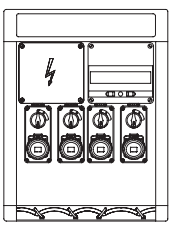

12 modules + 4 vertical sockets 16/32A

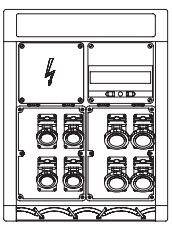

12 modules + 8 COMBIBLOC sockets 16/32A

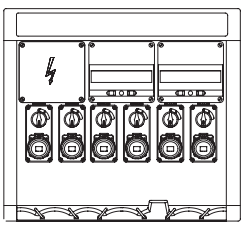

24 modules + 6 vertical sockets 16/32A

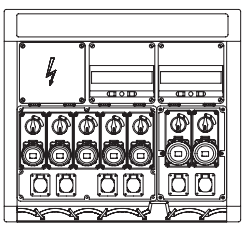

24 modules + 7 vertical sockets 16/32A + 6 IEC 309 sockets 16A

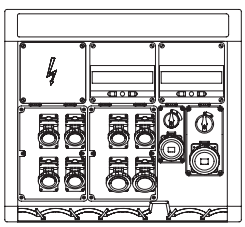

24 modules + 8 COMBIBLOC sockets 16/32A + 1 vertical socket 16/32A + 1 vertical socket 63A

©ACDC Dynamics

MARINA DISTRIBUTION TERMINALS IP56



Brilliant for Tourist Marinas

68 Q-MC Range

With its innovative and functional design, the system solves all the needs for the provision of energy and services in ports, campsites and public areas, perfectly fitting in with the surroundings.

Based on an aluminium tubular frame, Gewiss Marina Terminals are strong and designed to withstand all the combined effects of sun and sea spray.

Many derivatives can be manufactured to incorporate energy metering and billing, fire hydrants, compressed air or fresh water supply.

Available locally in blue, white is available ex-indent.



GW68712A



GW68713W



GW68714A



GW68750A



GW68748A

Compact Electrical & Water Distribution Pedestal - 68 Q-MC 16T, 63B & 63C Range

Code	Description	DIN Modules	Can Accept		Plug Mounting	Size (mm) (W x H x D)
			Water Kit	Light Kit		
GW68712*	16T Empty Portable Pedestal	18 (9 x 2)	No	Yes	Double Sided	445 x 697 x 346
GW68713*	63B Empty Pedestal	18 (9 x 2)	Yes	Yes	Double Sided	445 x 950 x 300
GW68714*	63C Empty Pedestal	18 (9 x 2)	Yes	Yes	Double Sided	445 x 1284 x 300

Accessories

Code	Description
GW68745*	Mounting Flange for 2 x Vertical Interlocked Socket 16/32A
GW68746*	Mounting Flange for 2 x Horizontal Interlocked Socket 16/32A
GW68748*	Mounting Flange for 4 x IEC 309 Sockets 16/32A
GW68750*	Cover Plate - Blank
GW68794	63B/C Water Kit - 4 x Lockable Taps
GW68790	Lighting Kit 16W 230V 50Hz (2D GR8 Lamp)
GW68791	Emergency Lighting Kit 16 W 230 V 50Hz (2D GR10 Lamp)
GW68776	Security Lock with 2 x Keys for Enclosed & Blank Doors

* Add colour to code: **W** (White), **A** (Light Blue)



GW68776



GW68790



GW68794

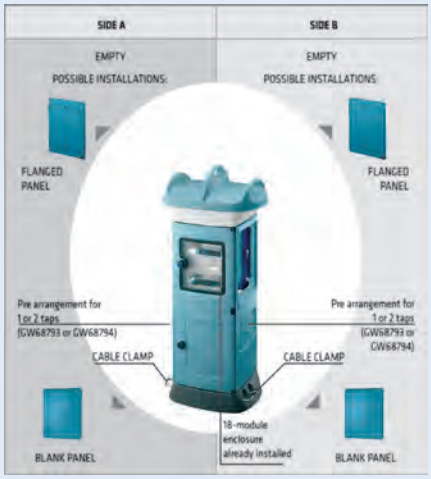

Q-MC 63B Compact Terminal with Double-Face Take-Off - **GW68713A - GW68713W**



GW68717W



GW68715A

High Capacity Electrical & Water Distribution Pedestal - 68 Q-MC 125B & 200B Range

Code	Description	DIN Modules*	Can Accept		Plug Mounting	Size (mm) (W x H x D)
			Water Kit	Light Kit		
GW68715*	125B Empty Pedestal	14 (14 x 1)	Yes	Yes	Single Sided	600 x 840 x 520
GW68717*	200B Empty Pedestal	28 (14 x 2)	Yes	Yes	Double Sided	600 x 1540 x 600

Accessories

Code	Description
GW68731W	White Mounting Flange for 3 x Vertical Interlocked Sockets 16/32A
GW68732W	White Mounting Flange for 4 x Horizontal Interlocked Sockets 16/32A
GW68734W	White Mounting Flange for 6 x Sockets 16/32A
GW68735W	White Mounting Flange for 2 x Vertical Interlocked Sockets 63A
GW68741*	Cover Plate with transparent Door for MCBs - 14 Modules
GW68737*	Cover Plate - Blank
GW68762A	Light Blue support for Flexible Tube (Hose Pipe)
GW68753	Water Kit 4 x Lockable Taps
GW68751	Lighting Kit 11W 230V 50Hz (PL G23 Lamp)
GW68752	Emergency Lighting Kit 11W 230V 50Hz (PLE 2G7 Lamp)
GW68758	Security Lock with 2 x Keys

* Add colour to code: **W** (White), **A** (Light Blue)

* **GW68741** to be ordered separately



GW68741W



GW68737W



GW68731W



GW68751
GW68752



GW68762A



GW68758



GW68753

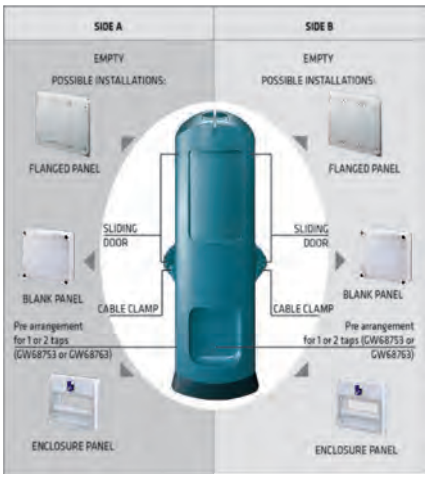

Q-MC 200B High Capacity Terminal with Double-Face Take-Off
GW68717A - GW68717W

©ACDC Dynamics

CABLE RACKING - WIRE MESH

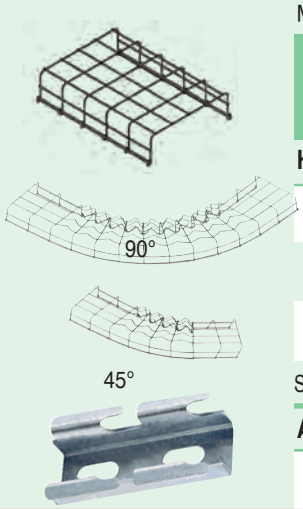

Manufactured with all ends cleanly finished and bent over. No sharp edges! Fast installation.

Description	BFR 30 – 30mm Height						BFR 60 – 60mm Height			
	100mm		150mm		200mm		300mm		500mm	
	Code	Ctn	Code	Ctn	Code	Ctn	Code	Ctn	Code	Ctn
Hot Dip Galvanised before manufacture to 20 microns. Excellent for indoor and outdoor installations in normal environment.										
Cable Tray 3m length	MV50521/3	30	MV50522/3	18	MV50523/3	12	MV50535/3	6	MV50537/3	6
90° Horizontal Bend	MV52521	1	MV52522	1	MV52523	1	MV52535	1	MV52537	1
45° Horizontal Bend	MV53521	1	MV53522	1	MV53523	1	MV53535	1	MV53537	1
Small type: Vertical bends and coupling between different sizes achieved on site by cutting out sections, bending and clamping together										
Accessories										
Universal Support	MV51130	100	MV51131	70	MV51132	50	MV51133	40	MV51135	25

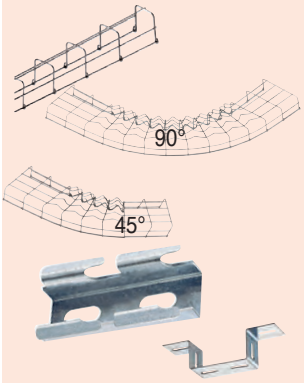

Stainless Steel 304 for all aggressive environments including marine and chemical.										
Cable Tray 3m length	MV50621/3	30	MV50622/3	18	MV50623/3	12	MV50635/3	6	MV50637/3	6
90° Horizontal Bend	MV52621	1	MV52622	1	MV52623	1	MV52635	1	MV52637	1
45° Horizontal Bend	MV53621	1	MV53622	1	MV53623	1	MV53635	1	MV53637	1
Vertical bends and coupling between different size achieved on site by cutting out sections, bending and clamping together.										
Accessories										
Universal support attaches to bottom of tray	MV51630	100	MV51631	70	MV51632	50	MV51633	40	MV51635	25
Support S/S 304	MV64670	30	MV64671	30	MV64671	30	MV64672	30	MV64674	25

NEW

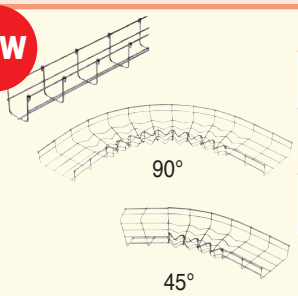

High Protection Galvanized Steel for better electromechanical protection against dust and liquids.										
Cable Tray 3m length	MV50721/3	30	MV50722/3	18	MV50723/3	12	MV50725/3	6	MV50727/3	6
90° Horizontal Bend	MV52721	1	MV52722	1	MV52733	1	MV52735	1	MV52737	1
45° Horizontal Bend	MV53721	1	MV53722	1	MV53733	1	MV53735	1	MV53737	1
Vertical bends and coupling between different size achieved on site by cutting out sections, bending and clamping together										



Accessories for all sizes	304 Stainless Code	Galvanised Code	Pack Order Qty
Straight coupler – rigid coupling	MV51823	MV51123	1
Nut, bolt and clamp for straight coupler above	–	MV51422/100	/100
Universal Coupler: Outside clamp	–	MV51420/100	/100
Inside clamp	–	MV51421/100	/100
M6 x 20 bolt & nut	–	MV66403/100	/100
Junction box support	MV51601	MV51101	1
Suspension Hanger (use 8mm ø threaded bar)	MV51605	MV51105	1
Safety nylon rivet for above	MV51806	MV51806/100	100
Boltless Speed Lock Coupler - Universal	–	MV51110	1
Compact boltless speed lock coupler - widths 100/150/200mm	MV51813	MV51113	50
Compact boltless speed lock coupler - widths 300mm	MV51814	MV51114	50
Compact boltless speed lock coupler - widths 500mm	MV51815	MV51115	50
Threaded bar M8 - 1m Length	–	THR-M8	/m
Shears with asymetrical blades (Bolt cutter)	–	HT10-6214	1

©ACDC Dynamics

CABLE RACKING - PERFORATED STEEL



Perforated Galvanised Steel Tray

Protection: Continuous hot-dip galvanising of sheet metal before manufacturing. Z275 zinc finish is 21 microns. Ideal for indoor installations in a normal environment

Description	Side Wall 35mm High					
	65mm W	95mm W	155mm W	215mm W	305mm W	395mm W
Cable Tray, 3m length	**MV40100/3**	**MV40101/3**	**MV40103/3**	**MV40105/3**	**MV40108/3**	**MV40111/3**
Carton (Qty)	(30)	(30)	(18)	(12)	(6)	(6)
90° Horizontal Bend (External Bend)	**MV42100**	**MV42101**	**MV42103**	**MV42105**	**MV42108**	**MV42111**
Carton (Qty)	(2)	(2)	(2)	(2)	(2)	(2)
45° Horizontal Bend	**MV43100**	**MV43101**	**MV43103**	**MV43105**	**MV43108**	**MV43111**
Carton (Qty)	(2)	(2)	(2)	(2)	(2)	(2)
Horizontal T junction	**MV46100**	**MV46101**	**MV46103**	**MV46105**	**MV46108**	**MV46111**
Carton (Qty)	(2)	(2)	(2)	(2)	(2)	(2)
Horizontal cross junction (4 Way)	**MV47100**	**MV47101**	**MV47103**	**MV47105**	**MV47108**	**MV47111**
Carton (Qty)	(2)	(2)	(2)	(2)	(2)	(2)
T Branch	**MV49100**	**MV49101**	**MV49103**	**MV49105**	**MV49108**	**MV49111**
Carton (Qty)	(2)	(2)	(2)	(2)	(2)	(2)
Upward Curve (Riser)	**MV44100**	**MV44101**	**MV44103**	**MV44105**	**MV44108**	**MV44111**
Carton (Qty)	(2)	(2)	(2)	(2)	(2)	(2)
Downward Curve (Dropper)	**MV45100**	**MV45101**	**MV45103**	**MV45105**	**MV45108**	**MV45111**
Carton (Qty)	(2)	(2)	(2)	(2)	(2)	(2)



Accessories

Code	Description	Pack Order Qty	Ctn
MV41110	Boltless speed lock coupler	1	100
MV41120	Straight jointing piece	1	100
MV41130	Pliable jointing piece	1	200
MV66100/100	Bolt & Nut M6 x10	/100	100



Horizontal Junctions

Order Internal & External folding angles plus precut 45° bottom piece. Use two for 90°. Order Bolts separately.

MV48100	Folding Angle 90°/45° Internal	1	10
MV48101	Folding Angle 90°/45° External	1	10
MV48131	Pre-cut 45° Bottom Piece: Width 65/95mm	1	10
MV48132	155/215mm	1	10
MV48133	305mm	1	10
MV48134	395mm	1	10



Vertical Couplings

Order 2 x folding angles plus perforated bottom piece. Order Bolts separately



MV48110	Folding Angle	1	10
MV48130	Bottom Piece (perforated)	1	10

CABLE RACKING - SUPPORT SYSTEMS



MV60180

Application

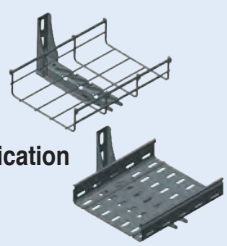

Medium Loads - Support brackets for Wall Installation

Code	Width	Max Load/Bracket	Ctn
MV60180	100	140kg	40
MV60181	150	112kg	30
MV60182	200	70kg	25
MV60184	300	80kg	24
MV60185	400	70kg	28

©ACDC Dynamics

CABLE RACKING - SUPPORT SYSTEM


MV81406/21

MV64273/4


MV65173/6


MV61100/1/2/3/4


MV61235/6

MV61249/50/51



MV66152/100

Heavy Loads – Mavistrut System

Supports for Ceiling Installation	Code	Length/Type	Max Bracket	Ctn
Notched Profile Pendants - c/w Single Notched Profile	**MV81406**	640mm (41x29 profile)	345mm	12
	MV81421	1040mm (41x41 profile)	545mm	6
Pendant Head - Bolt on	**MV64273**	Single Type	345mm	12
	MV64274	Double Type	445mm	16
Accessories for Bolt on Pendant Head	**M12NP/100**	Nut	M12 (Size)	100
	SS1240P/10	Screw	M12 x 40 (Size)	10
	W12P/100	Flat Washer	M12 (Size)	100
Mavistrut notched serated profile 3030mm long	**MV65173**	3030mm (41x29 Profile)	345mm	4
	MV65176	3030mm (41x41 Profile)	545mm	4

To install **MV64273** flange, use 2 **M12NP/100** nuts + 2 **SS1240P/10** screws + 2 **W12P/100** flat washers
To install **MV64274** flange, use 4 **M12NP/100** nuts + 4 **SS1240P/10** screws + 4 **W12P/100** flat washers

Mavistrut Brackets	Code	Length	Max Load	Ctn
Brackets for Mavistrut notched profile. Clip on cantilever bracket	**MV61100**	145mm	110kg	50
	MV61101	245mm	100kg	36
	MV61102	345mm	100kg	25
	MV61103	445mm	171kg	16
	MV61104	545mm	150kg	14

Support Brackets - Can mount onto wall, Hot Dip Galvanised

Profile	Code	Length	Max Load	Ctn
41 x 29	**MV61235**	150mm	200kg	50
	MV61236	200mm	180kg	36
41 x 41	**MV61249**	300mm	350kg	25
	MV61250	400mm	300kg	16
	MV61251	500mm	270kg	14

Accessories

Description	Code	Mavistrut	Dimension	Pack	Ctn
Spring Nut	**MV66152/100**	41 x 29	M8	100	100
	MV66157/100	41 x 41	M8	100	100
Hex Head Bolt	**MV66133/100**	–	M8 x 25	100	100

CABLE DUCT & ACCESS CHAMBER SYSTEMS

Thermoplastic Access Chambers

Accessories sold separately







Type	Dimensions mm	Complete Access Chambers	Access Chambers without covers	Covers				Accessories			
				Closed		Gridded		Separator Plate	Sealing Gaskets	Kit of 4 screws	Central bolt for lifting kit
				Grey	Green	Grey	Green				
Square	200x200x200	-	DX59402	DX59410	DX59430	DX59411	DX59431	DX59440	DX59451	DX59450	-
	300x300x300	-	DX59702	DX59710	DX59730	DX59711	DX59731	DX59740	DX59751	DX59450	-
	400x400x400	-	DX59802	DX59810	DX59830	DX59811	DX59831	DX59840	DX59851	DX59452	DX59453
	550x550x520	-	DX59902	DX59910	DX59930	DX59911	DX59931	DX59940	DX59951	DX59452	DX59453

Kit of 8 Stackable Access Chambers with Smooth Sides c/w Lids Accessories sold separately

	200x200x200	DX59460	-	DX59410	DX59430	DX59411	DX59431	-	DX59451	DX59450	-
	300x300x300	DX59760	-	DX59710	DX59730	DX59711	DX59731	-	DX59751	DX59450	-

Rectangular Access Chamber Accessories sold separately

	360x260x326	-	DX59502	DX59511	DX59230	DX59520	DX59231	Transversal DX59240 Longitudinal DX59241 Diagonal DX59242	DX59551	DX59650	-







©ACDC Dynamics

MULTIPOLE CONNECTORS IP65

Bases





*1 Lever for 6Pole+E & 48Pole+E

with 2 levers

with levers

Hoods






High Profile hood

without levers

without levers

with levers

No. of Poles	Insert Size (mm)	Gland Size	Flush Rear Entry	Surface 1 x Gland Entry	Side Entry	Side Entry	Top Entry	Top Entry
*6Pole+E	44 x 27 - 6B	PG16	*GW76401	*GW76301	–	GW76502	GW76504	GW76531
10Pole+E	57 x 27 - 10B	PG16	GW76412	GW76322	–	GW76519	GW76520	GW76536
10Pole+E	57 x 27 - 10B	PG21	GW76412	–	GW76471	–	GW76421	–
16Pole+E	77 x 27 - 16B	PG21	GW76413	GW76324	GW76473	GW76521	GW76522	GW76537
24Pole+E	104 x 27 - 24B	PG21	GW76414	GW76326	GW76475	GW76523	GW76524	GW76538
12/32Pole+E	77 x 62 - 32B	PG36	GW76415	GW76328	–	GW76526	GW76529	GW76540
48Pole+E	104 x 62 - 48B	PG36	*GW76411	*GW76321	–	GW76514	GW76517	–

* 6Pole+E & 48Pole+E only with 1 lever, all other with 2 levers. 48Pole+E c/w Lid.

Connectors 16A 500V - Screw Terminals




Female

Male

No. of Poles	Insert Size (mm)	Male	Female	Term. No
6Pole+E	44 x 27 - 6B	GW76103	GW76003	1-6
10Pole+E	57 x 27 - 10B	GW76104	GW76004	1-10
16Pole+E	77 x 27 - 16B	GW76105	GW76005	1-16
24Pole+E	104 x 27 - 24B	GW76107	GW76007	1-24
32Pole+E	77 x 62 - 32B	GW76105	GW76005	1-16
		GW76106	GW76006	17-32
48Pole+E	104 x 62 - 48B	GW76107	GW76007	1-24
		GW76108	GW76008	25-48

Connectors 35A 830V - Screw Terminals




Male

Female

No. of Poles	Insert Size (mm)	Male	Female	Term. No
12Pole+E	77 x 62 - 32B	GW76141	GW76041	1-6
		GW76142	GW76042	7-2



For Bases

For Hoods

Optional Covers

Size (mm)	For Base	For Hood
44 x 27 - 6B	GW76813	GW76818
57 x 27 - 10B	GW76805	GW76809
77 x 27 - 16B	GW76806	GW76810
104 x 27 - 24B	GW76807	GW76811
77 x 62 - 32B	GW76808	GW76812

3 OR 4 POLE CONNECTORS

Bases - with Lever







GW76201 GW76202 GW76203 GW76204

Type	Plastic	Metal	Size (mm)
Straight	GW76201	GW76202	24.5 x 35 x 30
90° Angle	GW76203	GW76204	41.5 x 42 x 30

Connectors - 10A 250V




No. of Poles	Female	Male
3Pole+E	GW76001	GW76101
4Pole+E	GW76002	GW76102

Hoods - M20 Thread





90° Angle

Straight

with 2 pins

with levers

Type	Plastic	Metal	Size (mm)	Plastic	Metal	Size (mm)
Straight	GW76227	GW76228	35 x 27 x 54	GW76231	GW76232	35 x 49 x 51
90° Angle	GW76229	GW76230	35 x 36 x 50	–	–	

Protection Caps - with retaining cable




Type	Plastic	Metal	Size (mm)
Female Connector	GW76801	GW76802	35 x 27 x 18
Male Connector	GW76803	GW76804	35 x 27 x 18

©ACDC Dynamics

CONDUITS & ACCESSORIES





Conduit with Draw Wire

Flexible Self-Extinguishing Conduit

*Low Halogen +5 - 90°C

Size	Code		Code	
	White PVC	Black PVC	Grey Polypropylene	Length
Rolls				
16mm	DX16216/100	DX15016/100	DX20016/100	/100m
20mm	DX16220/100	DX15020/100	DX20020/100	/100m
25mm	DX16225R/75	DX15025R/75	DX20025R/75	/75m
NEW 32mm	DX16232R/50	DX15032R/50	DX20032R/50	/50m
NEW 40mm	DX16240/25	DX15040/25	DX20040/25	/25m
50mm	DX16250/25	DX15050/25	DX20050/25	/25m
63mm	DX16263/20	DX15063/20	DX20063/20	/20m
Flexible Self-Extinguishing Conduit with Draw Wire				
16mm	DX16316/100	DX15116/100	DX20116/100	/100m
20mm	DX16320/100	DX15120/100	DX20120/100	/100m
NEW 25mm	DX16325R/75	DX15125R/75	DX20125R/75	/75m
NEW 32mm	DX16332R/50	DX15132R/50	DX20132R/50	/50m
40mm	DX16340/25	DX15140/25	DX20140/25	/25m
50mm	DX16350/25	DX15150/25	DX20150/25	/25m
63mm	DX16363/20	DX15163/20	DX20163/20	/25m



Diflex Range Spiralled Sheath - Heavy duty. Temp. +5°C to 60°C - Packed in 30m coil

Sheath Ø mm	Black PVC		Grey PVC	
	Coupling IP54	Sheath	Coupling IP54	Sheath
8mm	DX54108	DX30108/30	DX54008	DX30008/30
10mm	DX54110	DX30110/30	DX54010	DX30010/30
12mm	DX54112	DX30112/30	DX54012	DX30012/30
16mm	DX54116	DX30116/30	DX54016	DX30016/30
20mm	DX54120	DX30120/30	DX54020	DX30020/30
25mm	DX54125	DX30125/30	DX54025	DX30025/30
28mm	DX54128	DX30128/30	DX54028	DX30028/30
32mm	DX54132	DX30132/30	DX54032	DX30032/30
40mm	DX54140	DX30140/30	DX54040	DX30040/30
50mm	DX54150	DX30150/30	DX54050	DX30050/30

Note: IP54 increased to IP66 when using rigid conduit

IP54



GW50415

IP44



GW50421

Couplings (Flexible conduit to enclosure)

IP54 Code	Conduit Ext.Ø mm	Mounting Hole Ø mm
GW50415	16	20
GW50416	20	23
GW50417	25	29
GW50418	32	37
GW50419	40	48
GW50420	50	54

IP44 Code	Conduit Ext.Ø mm	Mounting Hole Ø mm
GW50421	16	23
GW50422	20	23
GW50424	25	29
GW50425	32	37
GW50426	40	37
GW50427	50	48

Flexible to Rigid Conduit - IP65

Code	Conduit Ext.Ø mm
DX43420	20
DX43425	25
DX43432	32
DX43440	40



Flexible conduit shown fitted

Straight Rotating Coupler for flexible Conduits - IP65

Code	PG Size	Conduit
DX54417	PG-16	16mm
DX54420	PG-21	20mm
DX54425	PG-29	25mm
DX54432	PG-36	32mm



©ACDC Dynamics

CONDUITS & ACCESSORIES



50 Speedy - Flex Range - RAL 7035 Grey Watertight Flexible Couplings

IP66 Code	For rigid Conduits with external Ø mm	External Ø mm	Internal Ø mm	Coupling length mm	IP44 Code
GW50201	16	27	13	140	GW50207
GW50202	20	31.5	17	160	GW50208
GW50203	25	41	21.5	205	GW50209



GW50602 / GW50603



GW50606 / GW50607



GW50609



Example

Saddle Clamps (Shock-Resistant Polymer)

Code	Size mm	Type
GW50602	20	Clamp
GW50603	25	Clamp
GW50606	20	Collar
GW50607	25	Collar
GW50608	32	Collar
GW50609	200mm long	Rail



Flexible Joint (for Flexible Conduit)

Code	Size
GFLEX16	16mm
GFLEX20	20mm
GFLEX25	25mm

PG Glands (Compression Glands) c/w Lock Nut



GW52001 IP66



GW52071 IP68

PG Size	Mounting Hole Ø	Code IP66	Cable Ø	Pack Qty	Code IP68	Cable Ø	Pack Qty
7	12.5mm	GW52001	3 - 6mm	50	GW52071	3.5 - 6.5mm	50
9	16mm	GW52002	5 - 8mm	50	GW52072	4 - 8mm	50
11	19mm	GW52003	7 - 10.5mm	25	GW52073	5 - 10mm	50
13.5	20mm	GW52004	9 - 12.5mm	25	GW52074	6 - 12mm	25
16	23mm	GW52005	13 - 16mm	25	GW52075	10 - 14mm	25
21	29mm	GW52006	17 - 20mm	25	GW52076	13 - 18mm	25
29	37mm	GW52007	21 - 26mm	25	GW52077	18 - 25mm	25
36	48mm	GW52008	30 - 34mm	10	GW52078	22 - 32mm	10
42	54mm	GW52009	40 - 43mm	6	GW52079	30 - 38mm	6
48	60mm	GW52010	46 - 50mm	5	GW52080	34 - 44mm	5



Metal Reducing Couplers

Code	Male Thread	Female Thread	Description	Pack Qty
GW76867	PG16	PG21	PG Reduction Bush	10/100
GW76868	PG21	PG29		5/50
GW76869	PG29	PG36		5/50
GW76870	M20	M25	Metric Reduction Bush	10/100
GW76871	M25	M32		10/100
GW76872	M32	M40		5/50
GW76873	M40	M50		5/50

	Brass Cable Gland - IP68	Brass Cable Gland - IP65	Polyamide Cable Gland - IP54
		 c/w Multiple Gasket	 c/w Clamp

PG Size	Cable Size	Code	Code	Code
PG16	7.5 - 12.5mm	GW76827	GW76843	CRS16
PG21	10 - 19mm	GW76828	GW76844	CRS21
PG29	17 - 24mm	GW76829	GW76845	-
PG36	24 - 33mm	GW76830	GW76846	CRS36

CONNECTOR WITH CRIMPED CONNECTIONS

Insert 4P (40A / 400/690V) + 2P (10A / 250V) + E				Hood	Base
 GW76138	 GW76038	 GW77278 GW77274	 GW77210 GW77204		

Type	Insert 32x13	40A Pins - 6mm²	10A Pins - 1mm²	GW77362	GW77361
Male	GW76138	GW77278	-	Material GRP; Thread: PG16 For 32x13 Insert	Material GRP; With Lever For 32x13 Insert
Female	GW76038	GW77274	-		

©ACDC Dynamics

SMART 3 LED LINEAR FITTING IP66/69



GWS3195 GX60004HE

Accessories Included



Through Wiring Accessories | Common Accessories

SMART 3 - IP66/69 100 000hr life (L70) I 4000K CCT I CRI 80 I IK08 I -30°C to + 50°C

Code Stand Alone	Code Through Wiring (Linkable)	Power	Lumens	Dimensions (mm)
Transparent Diffuser				
GWS3118T*	GWS3118TL*	15W	1670lm	800 x 110 x 75
GWS3136T*	GWS3136TL*	20W	2510lm	1200 x 110 x 75
GWS3158T*	GWS3158TL*	26W	3340lm	1600 x 110 x 75
GWS3218T*	GWS3218TL*	26W	3450lm	800 x 110 x 75
GWS3236T*	GWS3236TL*	43W	5180lm	1200 x 110 x 75
GWS3258T*	GWS3258TL*	53W	6900lm	1600 x 110 x 75
NEW GWS3220ET857	-	52W	6300lm	1200 x 110 x 76
Opal Diffuser				
GWS3118P*	GWS3118PL*	15W	1540lm	800 x 110 x 75
GWS3136P*	GWS3136PL*	20W	2320lm	1200 x 110 x 75
GWS3158P*	GWS3158PL*	26W	3090lm	1600 x 110 x 75
GWS3218P*	GWS3218PL*	26W	3200lm	800 x 110 x 75
GWS3236P*	GWS3236PL*	43W	4800lm	1200 x 110 x 75
GWS3258P*	GWS3258PL*	53W	6400lm	1600 x 110 x 75

* Also available in Daylight (5700K), Add **57K** to code

Accessories	
GX60004HE	1.5m Power Lead with 16A 2P+E IEC 309 Plug
GWS3198	Emergency Kit 3hrs (only compatible with through wiring (linkable) version)

NEW

SMART [4] LED INDUSTRIAL LIGHTING IP66

5 Year Warranty

Efficiency: ±110lm/W
Life Time: 80000hrs
Colour Temp: 4000K
CRI: >80 I Emergency,
1-10V Dimming & RF
Control on request

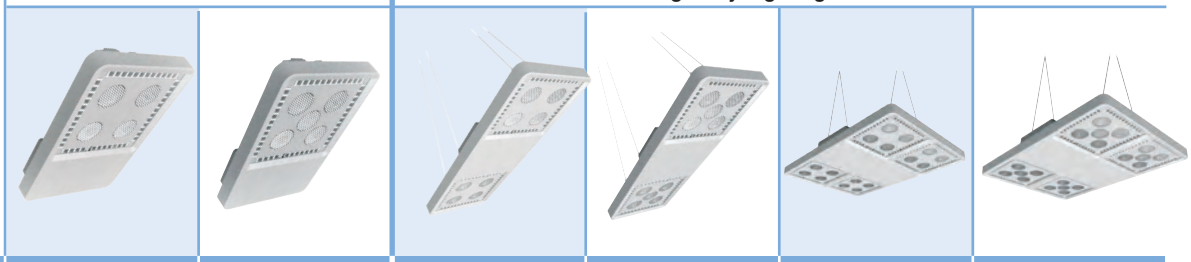

	Low-Bay Lighting Devices		High-Bay Lighting Devices			
Configuration	**LB 4L**	**LB 5L**	**HB 4+4L**	**HB 5+5L**	**HB 4x4L**	**HB 4x5L**
Light Output	140 l/w	140 l/w	140 l/w	140 l/w	140 l/w	140 l/w
Power	48W	95W	189W	64W	125W	253W
Order Codes						
30° Optics	GWS4120AF857	GWS4220AF857	GWS4420AF857	GWS4120BF857	GWS4220BF857	GWS4420BF857
60° Optics	GWS4120AH857	GWS4220AH857	GWS4420AH857	GWS4120BH857	GWS4220BH857	GWS4420BH857
90° Optics	GWS4120AP857	GWS4220AP857	GWS4420AP857	GWS4120BP857	GWS4220BP857	GWS4420BP857
Elliptical	GWS4120AQ857	GWS4220AQ857	GWS4420AQ857	GWS4120BQ857	GWS4220BQ857	GWS4420BQ857
Asymmetrical	GWS4120AC857	GWS4220AC857	GWS4420AC857	GWS4120BC857	GWS4220BC857	GWS4420BC857
Array	GWS4120AA857	GWS4220AA857	GWS4420AA857	GWS4120BA857	GWS4220BA857	GWS4420BA857
Mounting Accessories						
Suspension Kit	GWL1901	GWL1901	GWL1901	GWL1901	GWL1901	GWL1901
Smart [4] clear glass	GWL1907	GWL1907	GWL1907	GWL1907	GWL1907	GWL1907
Wall/Ceiling mounting kit		GWL1927	GWL1948		GWL1927	GWL1948
Fastening plate to pipe	GWL1926	GWL1930		GWL1926	GWL1930	
Floodlight bracket	GWL1943	GWL1944	GWL1945	GWL1943	GWL1944	GWL1945

Photometric Data - Note: Lumen performance & technical data may change due to the continuous evolution of LED technology

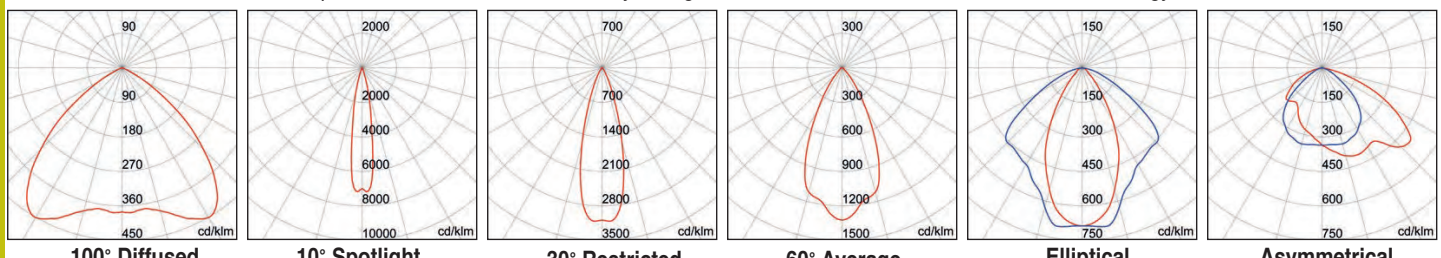

100° Diffused | 10° Spotlight | 30° Restricted | 60° Average | Elliptical | Asymmetrical

©ACDC Dynamics

STREET LIGHTING 230VAC



Road [5] - Wide Optic I Die-Cast Aluminium I **IP66** I L80B05@25%: 77000h

Code	Lumen	Power	Colour Temp.	Size (mm)
GWR5712	7680lm	76W	4000K	560 x 330
GWR5716	19580lm	185W	4000K	690 x 330

WHILE STOCKS LAST

OUTDOOR FEATURE LIGHTING

Bolla Range - Weatherproof Round Bulkhead Luminaires - IP55

Polycarbonate Base & Diffuser. (Lamps to be ordered separately.)



Incandescent Lamps			Fluorescent Lamps	
Code	Max Power	Base Colour	Code	Max Power
Round Bulkhead Luminaires - 260Ømm x 115(H)mm				
-	-	Grey RAL 7035	GW80619	2 x 7W (G23)
-	60W (E27)	Graphite Grey	GW80762	2 x 7W (G23)
-	-	Burgandy	GW80621	2 x 7W (G23)
Round Bulkhead Luminaires - 260Ømm x 140(H)mm				
-	-	Grey RAL 7035	GW80625	2 x 9W (G23)
GW80623	60W (E27)	Smokey Grey	GW80626	2 x 9W (G23)

Guscio Range - Weatherproof Rectangular Bulkhead Luminaires - IP55

Incandescent & Fluorescent Lamps. Polycarbonate Base & Diffuser. (Lamps to be ordered separately)



Incandescent Lamps			Fluorescent Lamps	
Code	Max Power	Base Colour	Code 1 x 9W	Code 2 x 9W
Rectangular Bulkhead Luminaires - 250 x 175 x 130mm				
-	-	Grey RAL 7035	GW80604	GW80607
-	-	Graphite Grey	GW80772	GW80773

Rectangular Bulkhead Luminaires - 320 x 225 x 165mm

Code	Max Power	Base Colour	Code	Power
GW80610	100W (E27)	Grey RAL 7035	-	-
GW80774	100W (E27)	Graphite Grey	GW80775	26W (G24d-3)



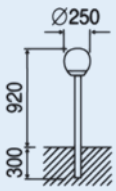

Spherical Globe - Class II - IP54 - c/w Base & 60mm Fibreglass Pole Height 1m (Material: Polycarbonate)

Code	Finish	Dia. mm	Max Lamp Type	Lamp Holder	Weight (kg)
GW86851	Transparent	250	60W/Energy savers	E27	2
GW86852	Opal	250	60W/Energy savers	E27	2
GW86853	Smoked	250	60W/Energy savers	E27	2

Excluding Lamps - For LED Lamps see page 25.7



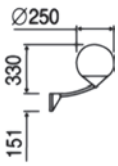

Spherical Globe - Class II - IP54 - c/w Base & Arm for Surface Installation (Material: Polycarbonate)

Code	Finish	Dia. mm	Max Lamp Type	Lamp Holder	Weight (kg)
GW86861	Transparent	250	60W/Energy savers	E27	1.5
GW86862	Opal	250	60W/Energy savers	E27	1.5
GW86863	Smoked	250	60W/Energy savers	E27	1.5

Excluding Lamps - For LED Lamps see page 25.7

©ACDC Dynamics

FLOODLIGHTS

WHILE STOCKS LAST



Genius - Floodlights for Halogen Lamps - IP55

Code	Power	Lamp	Holder	Amps	Dimensions
GW84201	500W	HD	R7s	2.2A	180 x 155 x 120
GW84202	1000W	HD	R7s	4.5A	355 x 230 x 150
GW84203	1500W	HD	R7s	6.5A	355 x 230 x 150

(Excluding Lamps) HD (Linear Halogen)



GX85001/2

Horus - High Temperature Plastic Housing IP55 (c/w Lamp)

Code Asymmetrical	Power	Lamp	Holder	Code Symmetrical
GX85301*	70W	MD/ST	Rx7s	GX85001*
–	150W	MD/ST	Rx7s	GX85002*
–	400W	MT	E40	GW85104M



KONO - High Bay IP65 Weatherproof (240V)

Code	Power	Lamp	Holder	Weight	Amps
GW84805-*	400W	ME-AT/SE-ST	E40	10.8kg	4.2A

*Add to code **M** (Metal Halide), **S** (High Pressure Sodium) (Lamps excluded)



Titano – Restricted Floodlights - IP66 (Narrow Beam)

Symmetrical	Power	Lamp	Holder	Dimensions	Asymmetrical
GX84520	250W	MT/SD	E40	418 x 328 x 260	-
-	400W	MT/SD	E40	418 x 328 x 260	GX84554

(Excluding Lamps). Suitable for MT (Metal Halide) or ST (High Pressure Sodium) lamps.
Code for lamps **MT-250**, **MT-400** (MH), **SD-250, SD-400** (HPS)



Fitting



Control Gear

Colosseum/Stadium – Symmetrical diffused Floodlights - IP66

Code	Power	Lamp	Holder	Control Gear	Current
GW84647	1000W	MT/ST	E40	GW84616 230V	10.3A
GW84648	1000W	MT	E40	GW84627 230V	8.25A
GW84663	2000W	MN	E40	*GW84621 400V	9.8A

Note: Fitting and control gear are separate items. (Excluding Lamps). MT (Metal Halide). MN (Metal Halide). ST (High Pressure Sodium)
*400V supply only 1PH (L-L).

INDICATOR LIGHTS



(Lamps to be ordered separately)

26 External Range - IP55 - Indicator Lights - 15W Max

Code	Diffuser Colour	Lamp Holder Type	Dimensions H x W x D	Carton Qty	With 220V Flasher
GW27415	Red	E14	82 x 66 x 95	5/40	GW27415/F
GW27416	Green	E14	82 x 66 x 95	5/40	GW27416/F
GW27417	Yellow	E14	82 x 66 x 95	5/40	GW27417/F
GW27418	Transparent	E14	82 x 66 x 95	5/40	GW27418/F
GW27419	Blue	E14	82 x 66 x 95	5/40	GW27419/F

Incandescent Lamp, Type **ACL1** or LED, Type **SL-2.5W-E14**

SIGNAL LAMPS & BULKHEAD LIGHT FITTINGS

*B22 only available while stocks last

(Lamps to be ordered separately)



80 Retta Range Rectangular Luminaires IP44 - Incandescent Lamps - 75W Max

Code Lamp Holder E27	Type	Code Lamp Holder B22	Carton Qty
GW80401	Transparent	–	12
GW80402	Yellow	–	12
GW80403	Red	–	12
GW80404	Green	–	12

*B22 only available while stocks last

(Lamps to be ordered separately)



80 Tarta Range Oval Luminaires IP44 - Incandescent Lamps - 60W Max

GW80409	Transparent	–	36
GW80410	Yellow	GW80414*	36
GW80411	Red	–	36
GW80412	Green	–	36

©ACDC Dynamics

IP RATED ENCLOSURES FOR 20 SYSTEM MODULES



COMBI SYSTEM 40 Protected Enclosures IP40

Code	Description	Type	Size (mm)
GW27001	1 Gang	Horizontal	66x82x55
GW27002	2 Gang	Horizontal	66x82x55
GW27003	3 Gang	Horizontal	99x82x55
GW27004	4 Gang	Horizontal	132x82x55
GW27005	3+3 Gang	Horizontal	198x82x55
GW27006	4+4 Gang	Horizontal	231x82x55
GW27007	4+4+4 Gang	Horizontal	330x82x55
GW27008	4+4+4+4 Gang	Horizontal	429x82x55
GW27021	2+2 Gang	Vertical	82x132x55
GW27022	2+2+2 Gang	Vertical	82x198x55
GW27023	4+4 Gang	Vertical	132x132x55
GW27024	4+4+4 Gang	Vertical	132x198x55



COMBI-DIN Combined Enclosures IP40

Code	DIN Modules	System Modules	Size(mm)
GW27071	2	2+2 Gang	132x132x95
GW27072	4	2+2+2+2 Gang	231x132x95
GW27073	8	4+4+4+4 Gang	429x132x95



COMBI SYSTEM 55 Protected Enclosures IP55

Code	Description	Type	Size(mm)
GW27041	1 Gang	Horizontal	66x82x65
GW27042	2 Gang	Horizontal	66x82x65
GW27043	3 Gang	Horizontal	99x82x65
GW27044	4 Gang	Horizontal	132x82x65
GW27051	4+4 Gang	Vertical	132x171x65
GW27052	4+4+4 Gang	Vertical	132x258x65
GW27057	3 Gang	Pole Mount	122x164x85



COMBI READY

Code IP40	Description	Code IP55
GW27801	1Lever 1Way 16A 1P Switch	GW27831
GX97807	2Lever 1Way 16A 1P Switch	GX97237
GW27802	1Lever 1Way 16A 2P Switch	GW27832
GW27803	1Lever 2Way 16A Switch	GW27833
GW27804	2Lever 2Way 16A Switch	GW27834
GW27805	Push Button 1P 10A NO	GW27835
GX97206	British Switched Socket 13A 2P+E	GX97208
GX97207	SA Switched Socket 16A 2P+E	GX97209
GX97210	2xN-Type SA Switched Socket16A 2P+E	GX97212
GX97211	SA Unswitched Socket 16A 2P+E	GX97213
GW27814	German (Schuko) Socket 16A 2P+E	GW27844
GW27431	PIR Occupancy Sensor	-

Typical Application



©ACDC Dynamics

20 SYSTEM INSTALLATION BOXES & ACCESSORIES

Module Configuration



	2 Gang	3 Gang 4x2	4 Gang	6 Gang	4+4 Gang	6+6 Gang

Support Frame



Code	GW24262	GW24201	GW24202	GW24230	GW24240	GW24241

Plastic Flush Wall Box



Code	GW24403	GW24403	GW24404	GW24406	GW24237	GW24238

Plastic Surface Box

Code	GW24006

Dry Wall Flush Wall Box



Code	GW24403PM	GW24403PM	GW24404PM	GW24406PM	GW24237PM

Blank Plates White

Code	GW24211

SELF SUPPORTING BOXES

Desktop/Surface Consoles



Code	GW24018	GW24020	GW24019	GW24021
Description	4 Gang - White	3+3 Gang - White	4 Gang - Black	3+3 Gang - Black

INFLOOR OUTLET BOXES

Hollow lid allows box lid to be finished to match floor.



GW24606 GW24617 GW24621

Code			20 System Modules	Outer Size (mm) H x D x W
Hollow Lid	Stainless Steel Lid	Metal Slab Box		
GW24606	GW24616	GW24621	16	98 x 212 x 320
GW24607	GW24617	GW24622	32	98 x 634 x 320

- Standard Infloor Boxes can be installed in raised floors directly.
- The Metal Slab Box is suitable for laying of infloor outlet boxes in cast flooring and c/w coupling flanges for conduits.

WATERTIGHT COVER PLATES



Flush Mount Watertight Plates IP55

Colour	3 Gang	4 Gang
White	GW22451	GW22461
Black	GW22452	GW22462
Grey	GW22453	GW22463

SELF SUPPORTING MODULES



GW26409	GW26410	GW24008	GW24010	GW24022
1 Gang Bracket	2 Gang Bracket	1 Gang	2 Gang	4 Gang

©ACDC Dynamics

20 SYSTEM MODULAR RANGE WHITE

One-Way Switches



GW2*005	GW2*571	GW2*572	GW2*503	GW2*504
1M Key Switch 2P 10A	1M 1P 16A Switch	1M 1P 16A, c/w Lamp Holder	1M 2P 16A Switch	1M 2P 16A, c/w Lamp Holder

Stove Isolator



GW2*585
1M 2P 25A

Two-Way Switches



GW2*008	GW2*576	GW2*577	GW2*589
1M Key Switch 1P 10A	1M 1P 16A, c/w Lamp Holder	1M 1P 16A backlit	2M 1P 16A, c/w Lamp Holder

Intermediate Switch



GW2*579
1M 1NO+1NC 16A

Pushbuttons



GW2*024	GW2*510	GW2*511	GW2*512	GW2*513	GW2*514	GW2*515	GW2*522
3M 1P NO 10A Illuminated Name Plate	1M 1P NO 10A	1M 1P NO 10A Key Sym	1M 1P NO 10A Bell Sym	1M 1P NO 10A Light Sym	1M 1P NO 10A Stairs Sym	1M 1P NO 10A c/w Lamp Holder	1M 1P NO 10A - Aux. NC Green Sym

Dimmers



GW2*802	GW2*803	GW2*814
1M Rotary RES: 100-500W	1M Rotary RES: 100-900W IND: 40-300VA	1M Pushbutton RES/IND:25-180VA

Bell



GW2*616
1M 230V 80dB 8VA

Buzzer



GW2*620
1M 230V 75dB 8VA

Infrared Movement Detection



GW2*821
1M 1NO 3A (AC1) Time adj: 15s - 10m Lux Level Adjustable

Blanks



GW2*056	GW2*073
1M	2M

LED Light



GW2*601
3M Foot Lamp 12-24V

Italian/German



GW2*205	GW2*246
2M 2P+E 16A 250VAC	2M 2P+E 10/16A 250VAC

French



GW2*207
2M 2P+E 16A 250VAC

British



GW2*208
2M 2P+E 13A 250VAC

SA



GW2*209
2M 2P+E 16A 250VAC

EU/AM



GW2*212
1M 2P+E 15A 250VAC

Italian



GW2*201	GW2*203
1M 2P+E 10A 250VAC	1M 2P+E 10/16A 250VAC

Data



GW2*684
1M RJ45 CAT6 UTP

Shaver



GW2*841
3M 2 Pin 20VA 120/230V

Tel



GW2*251	GW2*252
1M RJ11	1M 2 x RJ11

Thermostat



GW2*852
3M Ambient, 8A, 2 NO / NC

Note: Use with relay or contactor to switch load

Thermostat/Fan



GW2*853
3M Ambient, 5A, Relay NO / NC

Sat



GW2*391
1M F-Type 0dB Female 5-2400MHz

TV



GW2*228
1M 0dB IEC Female

Indicator Lamps



Code	Colour
GW2*603	Red
GW2*604	Green
GW2*631	Blue
GW2*605	Yellow
GW2*606	Clear



Code	Voltage
GW2*607	230VAC
GW2*608	12/24VAC

- Use size 6x30 Cartridge Lamps

Fluorescent Lamp - 230VAC



Code	Colour
GW30943	Red Fluor
GW30944	Green Fluor
GW30947	White LED

LED Lamps - 230VAC 0.6W



Code	Colour
GW10881	Red
GW10882	Green
GW10883	Blue
GW10884	Yellow
GW10885	Clear

* Add Colour to Code: White (0), Black (1)

Incandescent Cartridge Lamps



Code	Colour	Voltage	Size
GW20902	White	12VAC/DC	6 x 36

Fluorescent Cartridge Lamps



Code	Colour	Voltage	Size
GW20903	White	24VAC/DC	6.3 x 28
GW20906	Red	110/230VAC	6.3 x 28
GW20908	Green	110/230VAC	6.3 x 28

©ACDC Dynamics

CHORUS LUX BLACK 2x4 RANGE

Switches

Switch 16A @ 250VAC						
Coverplate	1 gang	2 gang	3 gang	3 gang	3 gang	3 gang
Code	**GX01TN**	**GX02TN**	**GX03TN**	**GX04TN**	**GX05TN**	**GX06TN**
	1 Lever 1 way	2 Lever 1 way	3 Lever 1 way	4 Lever 1 way	5 Lever 1 way	6 Lever 1 way
Code	**GX01TN-2**	**GX02TN-2**				
	1 Lever 2 way	2 Lever 2 way	-	-	-	-

Standard Sockets - Horizontal Mount - Required Wall Boxes on page 8

		NEW 	NEW 	NEW 		NEW 
Coverplate	3 gang	4 gang	6 gang	2 gang	3 gang	3 gang
Code	**GX10TN**	**GX11TN**	**GX12TN**	**GX13TN**	**GX14TN**	**GX16TN**
	1 x SA 16A Switched Socket Outlet	2 x N-Type SA 16A Switched Socket Outlet + 2.1A USB Charger	2 x SA 16A + N-Type SA 16A Switched Socket Outlet	1 x N-Type SA 16A Switched Socket Outlet	1 x Schuko Switched Socket Outlet	3 x N-Type SA 16A Socket Outlet

	USB Socket		Bells, Pushbuttons and Dimmers		Ambient Thermostat	TV Sockets
	NEW 	NEW 				
Coverplate	3 gang	3 gang	1 gang	1 gang	3 gang	2 gang
Code	**GX15TN**	**GX18TN**	**GX50TN**	**GX51TN**	**GX56TN**	**GX26TN**
	1 x N-Type SA 16A Switched Socket Outlet + 2.1A USB Charger	2 x 2.1A USB Charger	1 x 1P 16A pushbutton for bells	1 x 1P 16A pushbutton and Shuttle dimmer **DM-500W-LED**	Thermostat - 230V/8A + 25A 2P Isolator *Note: Use contactor in main DB board for larger load	TV - FM - SAT socket

	Shaver Socket	Telephone Sockets		Data Sockets	
					
Coverplate	3 gang	1 gang	2 gang	1 gang	2 gang
Code	**GX58TN**	**GX67TN**	**GX68TN**	**GX62TN**	**GX63TN**
	Shaver socket - outlet 230VAC - 50/60Hz	1 x RJ11 socket	2 x RJ11 sockets	1 x CAT 5E (RJ45) FTP socket	2 x CAT 5E (RJ45) FTP sockets

Data Sockets

			
Coverplate	2 gang	2 gang	2 gang
Code	**GX64TN**	**GX65TN**	**GX66TN**
	1 x CAT 6 (RJ45) UTP socket with 1M blank	2 x CAT 6 (RJ45) UTP sockets	1 x CAT 6 (RJ45) FTP socket with 1M blank

Replace (TN) with (TB) for White Plates & Modules, (VT) for Titanium Plates & Modules, or (VA) for Slate Plates & Modules - For example: **GX01TN** (for Black)

©ACDC Dynamics

CHORUS GEO TITANIUM 2x4 RANGE

Switches

Switch 16A @ 250VAC							
Coverplate	1 gang	2 gang	2 gang	3 gang	3 gang	3 gang	3 gang
Code	**GX00VTG**	**GX01VTG**	**GX02VTG**	**GX03VTG**	**GX04VTG**	**GX05VTG**	**GX06VTG**
	1 Lever 1 way	1 Lever 1 way	2 Lever 1 way	3 Lever 1 way	4 Lever 1 way	5 Lever 1 way	6 Lever 1 way
Code	**GX00VTG-2**	**GX01VTG-2**	**GX02VTG-2**				
	1 Lever 2 way	1 Lever 2 way	2 Lever 2 way	-	-	-	-

Standard Sockets - Horizontal Mount - Required Wall Boxes on page 8

		NEW 	NEW 	NEW 		NEW 
Coverplate	3 gang	4 gang	6 gang	2 gang	3 gang	3 gang
Code	**GX10VTG**	**GX11VTG**	**GX12VTG**	**GX13VTG**	**GX14VTG**	**GX16VTG**
	1 x SA 16A Switched Socket Outlet	2 x N-Type SA 16A Switched Socket Outlet + 2.1A USB Charger	2 x SA 16A + N-Type SA 16A Switched Socket Outlet	1 x N-Type SA 16A Switched Socket Outlet	1 x Schuko Switched Socket Outlet	3 x N-Type SA 16A Socket Outlet

USB Sockets | Bells, Pushbuttons and Dimmers | Ambient Thermostat | TV Sockets

	NEW 	NEW 				
Coverplate	3 gang	3 gang	1 gang	1 gang	3 gang	2 gang
Code	**GX15VTG**	**GX18VTG**	**GX07VTG**	**GX17VTG**	**GX56VTG**	**GX26VTG**
	1 x N-Type SA 16A Switched Socket Outlet + 2.1A USB Charger	2 x 2.1A USB Charger	1 x 1P 16A pushbutton for bells	1 x 1P 16A pushbutton and Shuttle dimmer **DM-500W-LED**	Thermostat - 230V/8A + 25A 2P Isolator *Note: Use contactor in main DB board for larger load	TV - FM - SAT socket

Shaver Socket | Telephone Sockets | Data Sockets

					
Coverplate	3 gang	1 gang	2 gang	1 gang	2 gang
Code	**GX58VTG**	**GX67VTG**	**GX68VTG**	**GX62VTG**	**GX63VTG**
	Shaver socket - outlet 230VAC - 50/60Hz	1 x RJ11 socket	2 x RJ11 sockets	1 x CAT 5E (RJ45) FTP socket	2 x CAT 5E (RJ45) FTP sockets

Data Sockets

			
Coverplate	1 gang	2 gang	1 gang
Code	**GX64VTG**	**GX65VTG**	**GX66VTG**
	1 x CAT 6 (RJ45) UTP socket	2 x CAT 6 (RJ45) UTP sockets	1 x CAT 6 (RJ45) FTP socket

Replace (**VTG**) with (**TBG**) for White Plates & Modules, (**TNG**) for Black Plates & Modules, or (**VAG**) for Slate Plates & Black Modules - For example: **GX02TNG** (for Black)

©ACDC Dynamics

CHORUS ONE 2x4 RANGE

Switches

Switch 16A @ 250VAC							
Coverplate	1 gang	2 gang	2 gang	3 gang	3 gang	3 gang	3 gang
Code	**GX00TBO**	**GX01TBO**	**GX02TBO**	**GX03TBO**	**GX04TBO**	**GX05TBO**	**GX06TBO**
	1 Lever 1 way	1 Lever 1 way	2 Lever 1 way	3 Lever 1 way	4 Lever 1 way	5 Lever 1 way	6 Lever 1 way
Code	**GX00TBO-2**	**GX01TBO-2**	**GX02TBO-2**				
	1 Lever 2 way	1 Lever 2 way	2 Lever 2 way	-	-	-	-

Standard Sockets - Horizontal Mount - Required Wall Boxes on page 8

		NEW 	NEW 	NEW 		NEW 
Coverplate	3 gang	4 gang	6 gang	2 gang	3 gang	3 gang
Code	**GX10TBO**	**GX11TBO**	**GX12TBO**	**GX13TBO**	**GX14TBO**	**GX16TBO**
	1 x SA 16A Switched Socket Outlet	2 x N-Type SA 16A Switched Socket Outlet + 2.1A USB Charger	2 x SA 16A + N-Type SA 16A Switched Socket Outlet	1 x N-Type SA 16A Switched Socket Outlet	1 x Schuko Switched Socket Outlet	3 x N-Type SA 16A Socket Outlet

USB Sockets | Bells, Pushbuttons and Dimmers | Ambient Thermostat | TV Sockets

	NEW 	NEW 				
Coverplate	3 gang	3 gang	1 gang	1 gang	3 gang	2 gang
Code	**GX15TBO**	**GX18TBO**	**GX07TBO**	**GX17TBO**	**GX56TBO**	**GX26TBO**
	1 x N-Type SA 16A Switched Socket Outlet + 2.1A USB Charger	2 x 2.1A USB Charger	1 x 1P 16A pushbutton for bells	1 x 1P 16A pushbutton and Shuttle dimmer **DM-500W-LED**	Thermostat - 230V/8A + 25A 2P Isolator *Note: Use contactor in main DB board for larger load	TV - FM - SAT socket

Shaver Socket | Telephone Sockets | Data Sockets

					
Coverplate	3 gang	1 gang	2 gang	1 gang	2 gang
Code	**GX58TBO**	**GX67TBO**	**GX68TBO**	**GX62TBO**	**GX63TBO**
	Shaver socket - outlet 230VAC - 50/60Hz	1 x RJ11 socket	2 x RJ11 sockets	1 x CAT 5E (RJ45) FTP socket	2 x CAT 5E (RJ45) FTP sockets

Data Sockets

			
Coverplate	1 gang	2 gang	1 gang
Code	**GX64TBO**	**GX65TBO**	**GX66TBO**
	1 x CAT 6 (RJ45) UTP socket	2 x CAT 6 (RJ45) UTP sockets	1 x CAT 6 (RJ45) FTP socket

Replace (**TBO**) with (**TNO**) for Black Plates & Modules, with (**VAO**) for Slate Plates & Black Modules, or (**VTO**) for Titanium Plates & Modules - For example: **GX02VTO**

©ACDC Dynamics

CHORUS ONE 4x4 RANGE

	Standard Sockets (4x4)				USB Charger (4x4)
					NEW 
Code	GX441TBO	GX4411TBO	GX442TBO	GX444TBO	GX4416TBO
	1 x SA 16A Switched Socket Outlet	1 x SA 16A Switched Socket Outlet	2 x SA 16A Switched Socket Outlet	1 x SA 16A + 1 x Schuko Switched Socket Outlet	2 x 2.1A USB Charger Socket Oulet

	New N-Type SA Sockets (4x4)					
NEW						
Code	GX448TBO	GX4412TBO	GX4413TBO	GX4414TBO	GX4415TBO	GX4417TBO
	1 x SA 16A + 3 x N-Type 16A SA Switched Socket Outlet	1 x SA 16A + 3 x N-Type 16A SA Switched Socket Outlet	2 x SA 16A + 2 x N-Type 16A SA Socket Outlet	2 x SA 16A + 1 x N-Type 16A SA Socket Outlet + 2.1A USB Charger	3 x N-Type 16A SA Socket Outlet	6 x N-Type 16A SA Socket Outlet

	Dedicated Sockets (4x4)			Isolators (4x4)		Blank Plates	
							
Code	GX445TBO	GX446TBO	GX447TBO	GX443TBO	GX443TBO-2	GX449TBO	GX20TBO
	1 x 16A SA Ded. Switched Socket Outlet	2 x 16A SA Ded. Switched Socket Outlet	1x16A SA + 1x16A SA Ded. Switched Socket Outlet	1 x 40A 2P Isolator	2 x 40A 2P Isolator	3M 4x4 Blank	1M 2x4 Blank

Replace (**TBO**) with (**TNO**) for Black Plates & Modules, with (**VAO**) for Slate Plates & Black Modules, or (**VTO**) for Titanium Plates & Modules - For example: **GX441VTO**

CHORUS ONE DESKTOP CONTROLS

				
Code	GX042TBO	GX043TBO	GX044TBO	GX045TBO
	2 x SA 16A Socket Outlet	1 x Multi Standard 10/16A + 1 x Shuko 10/16A Socket Outlet	1 x 16A SA + 1 x N-Type 16A SA Socket Outlet + 2.1A USB Charger	1 x CAT6 Data + 1 x Telephone RJ11 + 2.1A USB Charger + 1 x N-Type 16A SA Socket Outlet
				
Code	GX062TBO	GX063TBO	GX064TBO	GX065TBO
	2 x N-Type 16A SA + 2 x SA 16A Socket Outlet	1 x SA 16A Switched Socket + 2 x N-Type 16A SA + 2.1A USB Charger	1 x Multi Standard 10/16A + 1 x Shuko 10/16A Switched Socket Outlet	2 x SA 16A Switched Socket Outlet

Replace (**TBO**) with (**TNO**) for Black Plates & Modules - For example: **GX042TNO**

©ACDC Dynamics

NEW

CHORUS INTERNATIONAL SYSTEM (3x3)

Module Configuration	ONE	GEO	LUX	Support Frame	Plastic Flush Wall Box		Dry Wall Flush Box
				 GW16822  with fixing clutches			
2 Gang	GW16122TB*	GW16422TB*	GW16222TB**	GW16821	GW24231	GW24232*	GW24234PM
Horizontal	 GW16123TN*	 GW16423TN*	 GW16223TN**				
Vertical							
2+2 Gang	GW16124VA*	GW16424VA*	GW16224VA*	GW16822 x2	GW24231 x2	GW24232 x2	GW24234PM x2
Horizontal	 GW16126VT*	 GW16426VT*	 GW16226VT**				
Vertical							
2+2+2 Gang	GW16127MO*	GW16427MO*	GW16227MO*	GW16822 x3	GW24231 x3	GW24232 x3	GW24234PM x3
Horizontal	 GW16128MC*	-	 GW16228MC**				
Vertical							
2+2+2+2 Gang	GW16129TB*	-	GW16229TB*	GW16822 x4	GW24231 x4	GW24232 x4	GW24234PM x4

* Add Colour to Code: Milk White (TB), Toner Black (TN), Slate (VA), Titanium (VT), Gold (MO), Chrome (MC) ** Available in Brushed Stainless Steel (MI)
* Use with **GW24233** for side by side mounting of 2 Gang Units

©ACDC Dynamics

NEW

CHORUS INSTALLATION BOXES & ACCESSORIES

Module Configuration



	1 Gang 4x2	2 Gang 4x2	3 Gang 4x2	4 Gang	6 Gang	4+4 Gang	6+6 Gang	3 Gang 4x4	3+3 Gang 4x4

Support Frame



Code	GW16803	GW16802	GW16803	GW16804	GW16806	GW16808	GW16812	GW16834	GW16835

Plastic Flush Wall Box



Code	GW24403	GW24403	GW24403	GW24404	GW24406	GW24237	GW24238	-	-

Dry Wall Flush Wall Box



Code	GW24403PM	GW24403PM	GW24403PM	GW24404PM	GW24406PM	GW24237PM	-	-	-

Steel Flush Wall Box



Code	TM-22S	TM-22S	TM-22S	-	-	-	-	TM-44S	TM-44S
	TM-2020	TM-2020	TM-2020	-	-	-	-	TM-4040	TM-4040

Plastic Flush Wall Box



Code	TC-PR42	TC-PR42	TC-PR42	-	-	-	-	TC-PR44	TC-PR44

Plastic Extention Box



Code	PEB42	PEB42	PEB42	-	-	-	-	PEB44	PEB44

Steel Extension Box



Code	EB42	EB42	EB42	-	-	-	-	EB44	EB44

©ACDC Dynamics

CHORUS INSTALLATION BOXES & ACCESSORIES

Module Configuration

	1 Gang	2 Gang	3 Gang	4 Gang	6 Gang
					
	Surface Box				
					
Code	**GW16743**	**GW16743**	**GW16743**	**GW16744**	-
	Desktop Mounting Box				
					
Code	-	-	-	**GW16854** White **GW16864** Black	**GW16856** White **GW16866** Black

CHORUS SELF-SUPPORTING INSTALLATION ACCESSORIES

Module Configuration

	1 Gang	2 Gang	3 Gang	4 Gang	2 Gang	3 Gang	4 Gang
	Water Tight Plates IP55				**Surface Mount Box IP40**		
White & Black Only							
Code	-	**GW16702***	**GW16703***	**GW16704***	**GW16502**	**GW16503**	**GW16504**
	Panel Mounting Plates				**Surface Mount Box IP55**		
White, Black & Titanium							
Code	**GW16711***	**GW16712***	-	-	**GW16512**	**GW16513**	**GW16514**
	DIN Rail Adaptor						
							
Code	**GW16841**	**GW16842**	**GW16843**	-			

* Add Colour to Code: Milk White (**TB**), Toner Black (**TN**)

CHORUS MODULAR DEVICES

	Blank Modules						**Accessories -** Protective Covers	
							For use during Construction 	
Code	**GW1*197**	**GW1*195**	**GW1*198**	**GW1*199**	**GW16723***	**GW16724***	**GW16871** 2 Gang	**GW16873** 3 Gang
	1/2 Module	1 Module	2 Module	3 Module	3 Gang Blank Plate	4 Gang Blank Plate	**GW16874** 4 Gang	**GW16876** 6 Gang

* Add Colour to Code: White (**0**), Black (**2**), Satin Beige (**3**), Titanium (**4**), Satin White (**5**)

* Add Colour to Code: Milk White (**TB**), Toner Black (**TN**)

©ACDC Dynamics

CHORUS SWITCH MODULES 230VAC

1 Lever 1 Way Switch Modules






Code	GW1*021*	GW1*001*	GW1*031*	GW1*041*
Desc.	1/2M 10A	1M 16A	2M 16A	3M 16A

1 Lever 1 Way Switch Modules with Indication






Code	GW1*022	GW1*002*	GW1*032	GW1*042
Desc.	1/2M 10A	1M 16A	2M 16A	3M 16A

Lamp to be ordered separately. See below.

1 Lever 2 Way Switch Modules






Code	GW1*061	GW1*051*	GW1*071*	GW1*081
Desc.	1/2M 10A	1M 16A	2M 16A	3M 16A

1 Lever 2 Way Switch Modules with Indication





Code	GW1*052	GW1*072	GW1*082
Desc.	1M 16A	2M 16A	3M 16A

Lamp to be ordered separately. See below.

Intermediate Switching Modules





Code	GW1*091*	GW1*101	GW1*111
Desc.	1M 16A	2M 16A	3M 16A

Intermediate Switching Modules with Indication





Code	GW1*092	GW1*102	GW1*112
Desc.	1M 16A	2M 16A	3M 16A

Lamp to be ordered separately. See below.

Push Buttons






Code	GW1*161	GW1*131*	GW1*171	GW1*181
Desc.	1/2M 10A	1M 16A	2M 16A	3M 16A

Push Buttons with Indication






Code	GW1*162	GW1*132	GW1*172	GW1*182
Desc.	1/2M 10A	1M 16A	2M 16A	3M 16A

Lamp to be ordered separately. See below.

Miniature LED Lamp



For use with modules with indication (eg. **GW10052**)

Code	Colour
GW10881	Blue
GW10882	White
GW10883	Red
GW10884	Green
GW10885	Amber

LED Dimmer Module - for use with pushbuttons



LIT

DM-500W-LED	DM-800W-LED
500W Trailing Edge	800W Trailing Edge

Note: Maximum Loading = Load VA x Power Factor of Load

Directional Switches





Code	GW1*121	GW1*122	GW1*140
Desc.	1M 1P 10A 3 Position 1-0-1	1M 2P 10A 3 Position 1-0-1	1M 1P 10A NO+NO Push Button with Interlock

2 Pole Isolator Switches





Code	GW1*004	GW1*034	GW1*007
Desc.	1M 2P 16A	2M 2P 16A	1M 2P 25A

Stove Isolator



Code	GW1*044
Desc.	3M 2P 40

* Add Colour to Code: White (0), Black (2), Titanium (4) * Also available in: Satin Beige (3), Satin White (5)

©ACDC Dynamics

MODULAR DEVICES 230VAC

	Key Switch	Thermostats		Ambient Temperature Thermostat
				
Code	**GW1*006**	**GW1*701**	**GW1*703**	**GW1*705**
Desc.	1M Key Switch 2P 10A	Wall Mounting Timed Thermostat Battery Powered 1NO/NC 5A(AC1)/2A(AC15), +5°C to +40°C	2M Daily/Weekly Programming Timed Thermostat 1NO/NC 5A(AC1) 2A(AC15) +5°C to +40°C	2M Ambient Thermostat 1NO/NC 8A(AC1) +5°C to +35°C

Note: Use with relay or contactor to switch load

	Entry Button and Buzzers					Emg. LED Lamps
						
Code	**GW1*191**	**GW1*606**	**GW1*607**	**GW1*611**	**GW1*612**	**GW1*661**
Desc.	2M Push Button c/w illuminated Name Plate. Cartidge Lamp 6x36mm 2W Inc 12-24 VAC/DC See page 728	1M Buzzer 70dB 5 Sec ON/ 15 Sec OFF 12VAC	1M Buzzer 70dB 5 Sec ON/ 15 Sec OFF 8VA	2M Three Tone Ringer 80dB (Alarm, Ring and two tone) with adj sound intensity 12VAC/DC	2M Three Tone Ringer 80dB (Alarm, Ring and two tone) with adj sound intensity Continuous Use	Extractable Anti Black-out Lamp Plugs into Italian/ German/French Socket

	Emergency LED Lamps		Signal Lighting			
						
Code	**GW1*662**	**GW1*663**	**GW1*631**	**GW1*632**	**GW1*633**	**GW1*634**
Desc.	1M Anti Black-Out Lamp 1h Ni-Mh Battery	2M Autonomous Emergency Lamp 1h Ni-Mh Battery	2M Opal Indicator Lamp c/w Lamp 12-230VAC	2M Green Indicator Lamp c/w Lamp 12-230VAC	2M Red Indicator Lamp c/w Lamp 12-230VAC	2M Amber Indicator Lamp c/w Lamp 12-230VAC

* Add Colour to Code: White (0), Black (2), Titanium (4)

CHORUS MODULAR SOCKETS

	South African				USB Charger
					
Code	**GW1*299***	**GW1*298***	**GW1*332**	**GW10333**	**GW1*450***
	1M N-type 2P+E 16A 250V AC	2M 2P+E 16A 250VAC	3M Monobloc Switched 2P+E 16A 250VAC	3M Dedicated Monobloc Switched 2P+E 16A 250VAC	1M, Input: 100-240VAC Output: 5VDC, 2.1A x 1 or 1.05A x 1, Requires Gewiss Wall Box

	British	German	Italian		Italian/German	Euro/USA
						
Code	**GW1*296***	**GW1*241***	**GW1*201**	**GW1*203**	**GW1*204**	**GW1*287**
	2M 2P+E 13A 250VAC	2M 2P+E 16A 250VAC	1M 2P+E 10A 250VAC	1M 2P+E 10/16A 250VAC	2M 2P+E 10/16A 250VAC	1M 2P 15A 125/250VAC

* Add Colour to Code: White (0), Black (2), Titanium (4) * Also available in: Satin Beige (3), Satin White (5)

©ACDC Dynamics

CHORUS MODULAR SOCKETS

	French	Multi Standard	Interlocked	Earth Leakage Protected	Shaver Socket
					
Code	GW1*247*	GW1*310*	GW1*311	GW1*321	GW1*331*
	2M 2P+E 16A 250VAC	2M 2P+E 10/16A 125/250VAC	2M 2P+E 16A 230VAC MCB: 3KA 1P+N 16A	3M 2P+E 16A 230VAC MCB: 16A 3kA, ELCB: 10mA, Interlocked	3M 2P 20VA 120/230VAC c/w Isolation Transformer

	Cable Outlets		Fiber Optic Mid Coupler		Audio Sockets		USB Connector
							
Code	GW1*194	GW1*196	GW1*425	GW1*426	GW1*453	GW1*458	GW1*459
	2M Ø4-10mm Clamp	1M Ø6-10mm Clamp	1M ST Coupler 50/125µ	1M SC Coupler 50/125µ	1M Double RCA	1M Speaker Connector	1M USB Connector

	Coaxial TV Socket Outlets				TV/SAT Outlets			
					• TV/SAT F-Type Female • 5-2400MHz 			
Code	GW1*361	GW1*362	GW1*363	GW1*364	GW1*371*	GW1*372	GW1*373	GW1*374
	1M 0dB	1M 5dB	1M 10dB	1M 14dB	1M 0dB	1M 5dB	1M 10dB	1M 14dB

	TV/FM/SAT Outlets		Terminal Resistor	Data Outlets Complete			
			For use with TV/SAT Modules 				
Code	GW1*381	GW1*382	GW20277	GW1*423	GW1*424	GW1*441	GW1*442
	2M 0dB TV-FM	2M 0dB TV-FM-SAT	75Ω	1M RJ45 Cat 6 UTP	1M RJ45 Cat 6 FTP	2M SUB-D 9 Contacts	2M SUB-D 15 Contacts

	Telephone Sockets				
					
Code	GW1*401	GW1*402	GW1*410	GW1*403	GW1*404
	1M RJ11	1M RJ11 IN/OUT	1M RJ11 ADSL/Tel Filter	1M 2 x RJ11	1M RJ12 ISDN

Keystone Based Data Outlets - Note: **Require Gewiss Wall Boxes** for the extra depth.

									
Code	GW1*431*	GW38057	GW38056	GW38031	GW38032	GW38033	GW38034	GW38035	GW38036
	1M Keystone Adaptor	USB Coupler Keystone	HDMI Coupler Keystone	CAT5E UTP Toolless	CAT6 UTP Toolless	CAT6A UTP Toolless	CAT5E FTP Toolless	CAT6 FTP Toolless	CAT6A FTP Toolless

* Add Colour to Code: White (0), Black (2), Titanium (4) * Also available in: Satin Beige (3), Satin White (5)

©ACDC Dynamics

MODULAR DEVICES 230VAC

Touch Command Switches





Code	GW1*904	GW1*905	GW1*906
Desc.	1M Touch Switch 1 Way Programmable INC/HAL: 500W CFL: 100W For other loads use control relays	1M Touch Dimmer Programmable Resistive: 40-300W Inductive: 400-300VA Not suitable for LEDs	1M Touch Command Duplicator. Control Touch Switches or Dimmers from Multiple Points

Installation Precautions

- MIN 50mm depth wall box
- Dimmer modules may not be installed side by side
- Use soft braided wire
- Neutral may be required
- Stable Supply Voltage required
- Additional Surge / Lightning protection required

LED Dimming with Touch Modules

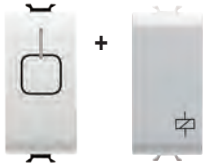

GW1*904 + GW1*724

+



DM-500W-LED

Dimmers








Code	GW1*561	GW1*564	GW1*567	GW1*568	GW1*571	GW1*572
Desc.	1M Electronic Rotary Dimmer Resistive: 100-500W Not suitable for LEDs	1M Electronic Rotary Dimmer Resistive: 100-900W Inductive: 40-300VA Not suitable for LEDs	1M Electronic Rotary Dimmer Res./Ind.: 100-500VA c/w Two Way Switch Not suitable for LEDs	1M Pushbutton Dimmer Resistive: 60-500W Inductive: 60-500VA Not suitable for LEDs	1M Pushbutton for Electronic Transformers. Resistive: 40-300W Inductive: 40-300VA Not suitable for LEDs	1M Universal Pushbutton. Leading/Trailing Edge. INC: 40-300W LED: 5-150W CFL: 10-100W

Can be remotely controlled by electronic pushbutton **GW1*912/5**.
NB: To avoid overheating, side by installation of these products is not permitted.

Control Relays





Code	GW1*721	GW1*723	GW1*724
Desc.	1M 1P 10A Latching On/Off control of Devices (Lamps, Fans, etc.)	1M 2P 10A Latching 4 Sequence Control of Lighting Devices from more than one point	1M 1P 1NO/1NC 10A (AC1) / 2A (AC15) Non-Latching Control of ringers, electric locks, dimming, modules, etc.

Surge Protection



Code	GW1*492
Desc.	1M L-N SPD Un: 250VAC Uc: 275VAC Up: 1kV

PIR Motion Sensors




Code	GW1*591	GW1*592
Desc.	1M 1NO 3A (AC1) Time: 15s-10m Adj. Lux: 10lux - ∞ Adj. Fixed Lens	2M 1NO 16A (AC1) / 10A (AC15) Time: 15s-10m Adj. Lux: 10lux - ∞ Adj. Adjustable Lens Can be remotely controlled by NO pushbutton

IR Remote Control




Code	GW1*597	GW12596
Desc.	1M 1NO 5A (AC1) 1 Channel Receiver Can be used with Control Relays	Portable Remote Control 6 Channel

Electronic Control Pushbutton




Code	GW1*915	GW1*912
Desc.	1M 4A (AC1) For control of dimmers, relays, or other electronic devices	1M 4A (AC1) c/w Indication. For control of dimmers, relays, or other electronic. devices.

Badge Switch



Code	GW1*039
Desc.	1M 1P NO 16A Illuminable excl. Mini Lamp

USB Charger




Code	GW1*447	GW1*449
Desc.	1M Input: 100-240VAC 2x USBA 5V I 3A (Total)	1M Input: 100-240VAC 1x USBA + 1x USBC 5V I 3A (Total)

* Add Colour to Code: White (0), Black (2), Titanium (4)

©ACDC Dynamics

ICE PLATES

Glass Plates




White	Black	Titanium
SA Standard 4x2		
GW16903CB 3 gang	**GW16903CN** 3 gang	**GW16903CT** 3 gang
Non-Standard - (special wall box required, see page 715)		
GW16904CB 4 gang	**GW16904CN** 4 gang	**GW16904CT** 4 gang

Modularity

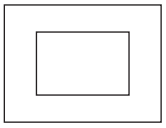
3 gang

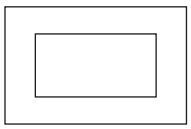
4 gang

ICE TOUCH SYSTEM

Ice Touch Plates - Glass





Code	GW16951*	GW16952*	GW16953*
	1 Symbol	2 Symbol	3 Symbol

Please enquire on installation instruction with SI or Specialist



* Add Colour to Code: White (**CB**), Black (**CN**), Titanium (**CT**)

Touch Command Modules





Code	GW10907	GW10908	GW10909
	1M Touch Switch 1 Way Programmable INC/HAL: 500W CFL: 100W For other loads use control relays	1M Touch Dimmer Programmable Resistive: 40-300W Inductive: 400-300VA Not suitable for LEDs	1M Touch Command Duplicator. Control Touch Switches or Dimmers from Multiple Points

Installation Precautions

- MIN 50mm depth wall box
- Dimmer modules may not be installed side by side
- Use soft braided wire
- Neutral may be required
- Stable Supply Voltage required
- Additional Surge / Lightning protection required

LED Dimming with Touch Modules



GW10907 **GW1*724**

+



DM-500W-LED

CHORUS ThermoICE TOUCH/WIFI THERMOSTAT

- Supply Voltage: 12/24VAC
- Output: 1 C/O 5A
- Inputs: 1 NTC External Temp. Probe
- 1 Dry contact input for remote control
- Control only - use with relay or contactor to switch load





Code	GW16972CB	GW16972CN	GW16972CT
	White	Black	Titanium

Features

- Control the temp. of your home via the stylish touch panel or your smart phone or tablet
- Android or iOS app available


Control Multiple Devices

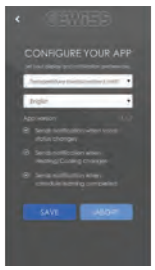
Get Notifications of Events

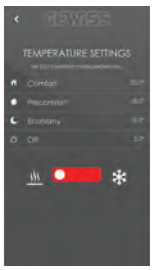
Set Preset Temperatures

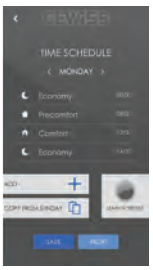
Setup Schedules

Accessories




Code	GW10720	GW10800
	Power Supply Input: 100/240VAC Output: 12VDC	Remote Temp. Probe 3m Cable Ø5mm **IP68**

©ACDC Dynamics

ONE PLATES





For Configuration see page 24.50

Colour/Range	SA Standard 4x2			Non-Standard - (special wall box required)				SA 4x4 SA Standard 4x4	
	1 Gang	2 Gang	3 Gang	4 Gang	6 Gang	4+4 Gang	6+6 Gang	3 Gang (4x4)	3+3 Gang (4x4)
Technopolymer Range									
Milk White	GW16101TB	GW16102TB	GW16103TB	GW16104TB	GW16106TB	GW16108TB	GW16112TB	GW16142TB	GW16141TB
Toner Black	GW16101TN	GW16102TN	GW16103TN	GW16104TN	GW16106TN	-	-	GW16142TN	GW16141TN
Ivory	GW16101TI	GW16102TI	GW16103TI	GW16104TI	GW16106TI	-	-	-	-
Hemp	GW16101TC	GW16102TC	GW16103TC	GW16104TC	GW16106TC	-	-	-	-
Opal Orange	-	-	GW16103TO	GW16104TO	-	-	-	-	-
Sapphire Pink	-	-	GW16103TZ	GW16104TZ	-	-	-	-	-
Painted Technopolymer Range									
Ruby (Pastel)	GW16101VR	GW16102VR	GW16103VR	GW16104VR	GW16106VR	-	-	-	-
Titanium	GW16101VT	GW16102VT	GW16103VT	GW16104VT	GW16106VT	GW16108VT	GW16112VT	GW16142VT	GW16141VT
Slate	GW16101VA	GW16102VA	GW16103VA	GW16104VA	GW16106VA	-	-	GW16142VA	GW16141VA
Satin Black	GW16101VN	GW16102VN	GW16103VN	GW16104VN	GW16106VN	-	-	-	-
Satin White NEW	GW16101VW	GW16102VW	GW16103VW	-	-	-	-	-	-
Natural Beige NEW	GW16101VL	GW16102VL	GW16103VL	-	-	-	-	-	-
Metalised Technopolymer Range									
Chrome	GW16101MC	GW16102MC	GW16103MC	GW16104MC	GW16106MC	-	-	-	-
Gold	GW16101MO	GW16102MO	GW16103MO	GW16104MO	GW16106MO	-	-	-	-

GEO PLATES





For Configuration see page 24.50

Colour/Range	SA Standard 4x2			Non-Standard (special wall box required)	
	1 Gang	2 Gang	3 Gang	4 Gang	6 Gang
Technopolymer Range					
Milk White	GW16401TB	GW16402TB	GW16403TB	GW16404TB	GW16406TB
Toner Black	GW16401TN	GW16402TN	GW16403TN	GW16404TN	GW16406TN
Ivory	GW16401TI	GW16402TI	GW16403TI	GW16404TI	GW16406TI
Opal Orange	-	-	GW16403TO	-	-
Sapphire Pink	-	-	GW16403TZ	-	-
Amethyst Purple	-	-	GW16403TA	-	-
Caribbean Blue	-	-	GW16403TL	-	-
Topaz Blue	-	-	GW16403TT	-	-
Painted Technopolymer Range					
Ruby (Pastel)	GW16401VR	GW16402VR	GW16403VR	GW16404VR	GW16406VR
Sea Blue (Pastel)	GW16401VB	GW16402VB	GW16403VB	GW16404VB	GW16406VB
Titanium	GW16401VT	GW16402VT	GW16403VT	GW16404VT	GW16406VT
Slate	GW16401VA	GW16402VA	GW16403VA	GW16404VA	GW16406VA
Satin Black	GW16401VN	GW16402VN	GW16403VN	GW16404VN	GW16406VN
Satin White NEW	GW16401VW	GW16402VW	GW16403VW	-	-
Natural Beige NEW	GW16401VL	GW16402VL	GW16403VL	-	-
Metalised Technopolymer Range					
Chrome	GW16401MC	GW16402MC	GW16403MC	GW16404MC	GW16406MC
Gold	GW16401MO	GW16402MO	GW16403MO	GW16404MO	GW16406MO

©ACDC Dynamics

LUX PLATES



For Configuration see page 24.50

Colour/Range	SA Standard 4x2		Non-Standard (special wall box required)	
	2 Gang	3 Gang	4 Gang	6 Gang
Technopolymer Range				
Milk White	GW16202TB	GW16203TB	GW16204TB	GW16206TB
Toner Black	GW16202TN	GW16203TN	GW16204TN	GW16206TN
Slate	GW16202VA	GW16203VA	GW16204VA	GW16206VA
Titanium	GW16202VT	GW16203VT	GW16204VT	GW16206VT
Chrome	GW16202MC	GW16203MC	GW16204MC	GW16206MC
Gold	GW16202MO	GW16203MO	GW16204MO	GW16206MO
Wood Range				
Maple	GW16202LA	GW16203LA	GW16204LA	GW16206LA
Wenge	GW16202LW	GW16203LW	GW16204LW	GW16206LW
Cherry	GW16202LC	GW16203LC	GW16204LC	GW16206LC
Glass Range				
Ice	GW16202CG	GW16203CG	GW16204CG	GW16206CG
Aquamarine	GW16202CA	GW16203CA	GW16204CA	GW16206CA
Ochre	GW16202CO	GW16203CO	GW16204CO	GW16206CO
Metal Range				
Gunbarrel Grey	GW16202ML	GW16203ML	GW16204ML	GW16206ML
Oxidised Finish	GW16202MD	GW16203MD	GW16204MD	GW16206MD
Glamour Red	GW16202MR	GW16203MR	GW16204MR	GW16206MR
Brushed Aluminium	GW16202MS	GW16203MS	GW16204MS	GW16206MS
Pearly Bronze	GW16202MP	GW16203MP	GW16204MP	GW16206MP
Leather Range				
Black	GW16202PN	GW16203PN	GW16204PN	GW16206PN
White	GW16202PB	GW16203PB	GW16204PB	GW16206PB
Ruby	GW16202PR	GW16203PR	GW16204PR	GW16206PR
Stainless Steel				
Stainless Steel	GW16202MI	GW16203MI	GW16204MI	GW16206MI
Metal Monochrome Range				
Black	GW16202XN	GW16203XN	GW16204XN	GW16206XN
Titanium	GW16202XT	GW16203XT	GW16204XT	GW16206XT
White	GW16202XB	GW16203XB	GW16204XB	GW16206XB

ART PLATES



For Configuration see page 24.50

Colour/Range	SA Standard 4x2		Non-Standard (special wall box required)
	2 Gang	3 Gang	4 Gang
Technopolymer Range			
Milk White	GW16302TB	GW16303TB	GW16304TB
Toner Black	GW16302TN	GW16303TN	GW16304TN
Slate	GW16302VA	GW16303VA	GW16304VA
Titanium	GW16302VT	GW16303VT	GW16304VT
Chrome	GW16302MC	GW16303MC	-
Gold	GW16302MO	GW16303MO	-
Leather Range			
Ruby	GW16302PR	GW16303PR	-

©ACDC Dynamics

CHORUS CITY VISION VIDEO ENTRY PHONE KITS





Code	GW19401WH	GW19411WH	GW19412WH
Description	AESIS Kit. Aesis + Velia White + Power Supply **GW19302**	EVO Kit. Karalis + Velia White + Power Supply **GW19301**	EVO Kit. Karalis + Sena White + Power Supply **GW19301**

DOMO CENTER

DOMO CENTER are modern stylish flush-mounting system columns for electrical and data distribution as well as home/building automation centralization. They are completely modular to adapt to all requirements:

- Flush-mounting back box with heights of 2700 mm and 2400 mm.
- External dimensions 2400 mm and 2100 mm
- Wall protrusion of only 25 mm
- Modular capacity for up to 320 modules



Doors available in 2.4m & 2.1m:
- Metal
- Tempered Transparent Smoky Glass
- Integral Mirror

Integration with Building Automation

Integrated Distribution

Lockable Doors

Modular Structure for Various Configurations:
- Back Mounting Plates
- Internal Frames
- Doors

Suspended Effect

Modularity



More Finish Colours to choose from:

Maple, Lava, Sand, Cherry, Moon, Brushed White, Brushed Grey

Domo Center can be configured for various solutions, with or without a door.

Please contact the Gewiss Specialist to assist with product selection.

DOMO CENTER RANGE



Flush-Mounting Back-Mounting Boxes

Code	For Kit	Functional Dim. L x H x D	Back Plate Dim. L x H x D	No. of Modules EN 50022
GWN1002	Versions 2400	590 x 2100 x 85mm	590 x 2400 x 85mm	280 (20 x 14)
GWN1003	Versions 2700	590 x 2400 x 85mm	590 x 2700 x 85mm	320 (20 x 16)

Accessories

Adjustable feet, Masonry template, Casing union band and 2 Upper and Lower cover panels with h=150mm



Frames Equipped with DIN Rails

Code	Height (mm)	No. of Module
GWN1012	300	40 (20 x 2)
GWN1014	600	80 (20 x 4)

Accessories

Vertical wiring trunking 80 x 60mm. Screw kit for fixing the frame on back-mounting box.



Frames with Metal Back-Mounting Plate

Code	Height (mm)	Max. Load (kg)
GWN1022	300	10
GWN1024	600	20

Accessories

Vertical wiring trunking 80 x 60mm. Screw kit for fixing the frame on back-mounting box.

Panels without Windows

Code	Height (mm)
GWN1062XB	300
GWN1064XB	600
GWN1066XB	900

Metal Finish White RAL 9003



Door - Smoked Transparent Glass

Code	Height (mm)	Functional Dimensions	No. of Locks that can be installed
GWN1101CF	1500	2100 - 2400	2
GWN1111CF	1800	2100 - 2400	2

Can be fitted with safety lock **GWN1132**



Finish Frame

Code	Height (mm)	For Back-Mounting Box
GWN1042XB	2100	GWN1002
GWN1043XB	2400	GWN1003

Accessories: Fixing Template

©ACDC Dynamics



LIGHTING

24

Explore our comprehensive Lighting range, featuring residential, commercial, industrial, decorative, and festive options to suit every need. Whether for home, business, or special occasions, our catalogue offers versatile solutions to illuminate any space.

LED T8 TUBULAR LIGHTING

○ **WW** - 2700K
○ **CW** - 4200K
○ **DL** - 6000K



T8 LED Tubes - Glass - Supply Voltage: 230-240VAC I Non-Dimmable I CRI: 70 I Diameter: 26.3mm I Power factor: >0.95 I Efficiency: 90lm/W I Single End Wired I Can operate in temperatures between -10˚C to +45˚C

Code FROSTED	Code CLEAR	Length	Lumen	Power	*Add colour to code
LEDT8-A2FR-*-*	LEDT8-A2C-*	600mm (2FT)	700-800lm	9W	WW / CW / DL / ●R / ●GN / ●BL / ●Y
LEDT8-A3FR-*-*	LEDT8-A3C-*	900mm (3FT)	860-950lm	13W	
LEDT8-A4FR-*-*	LEDT8-A4C-*	1200mm (4FT)	1480-1600lm	18W	
LEDT8-A5FR-*-*	LEDT8-A5C-*	1500mm (5FT)	1750-1900lm	22W	
LEDT8-A8FR-*-*	-	2365mm (8FT)	3200lm	36W	CW / DL

Note: Colour only available in frosted tubes.

*** For DC add to code: 12VDC, 24VDC, 48VDC. Note:** DC Tubes available in frosted and clear

○ **CW** - 4200K
○ **DL** - 6000K



T8 LED Tubes - PC - Supply Voltage: 85-265VAC I Non-Dimmable I CRI: 80 I Diameter: 26.3mm I PF 0.95 I Efficiency: 90lm/W I Single End Wired I With MOV Surge Protection I 270° View Angle I Can operate in temperatures between -10˚C to +45˚C

Code	Length	Lumen	Power	*Add colour to code
LEDT8-A2FR-*/PC	600mm	800lm	9W	CW / DL
LEDT8-A4FR-*/PC	1200mm	1600lm	18W	CW / DL
LEDT8-A5FR-*/PC	1500mm	1900lm	22W	CW / DL

○ **CW** - 4200K
○ **DL** - 6000K



T8 LED Tubes - PC / Aluminium - Supply Voltage: 85-265VAC Wide Range I Non-Dimmable I CRI: 80 I Diameter: 26.3mm I Power Factor: >0.95 I Efficiency: 160lm/W I Single End Wired I Flicker Free I Can operate in temperatures between -20˚C to +45˚C

Code FROSTED	Length	Lumen	Power	*Add colour to code
T8-5Y-A2FR-*	600mm (2FT)	1440lm	9W	CW / DL
T8-5Y-A3FR-*	900mm (3FT)	2080lm	13W	CW / DL
T8-5Y-A4FR-*	1200mm (4FT)	2880lm	18W	CW / DL
T8-5Y-A5FR-*	1500mm (5FT)	3520lm	22W	CW / DL

○ **CW** - 4200K
○ **DL** - 6000K



T8 LED Tubes - Dimmable - Supply Voltage: 220-240VAC I CRI: 80 I Diameter: 26.3mm I Efficiency: 90lm/W I Power factor: >0.95 I Glass Tube I TRIAC Dimming

Code	Length	Lumen	Power	*Add colour to code
DIMT8-A2FR-*	600mm	800lm	9W	CW / DL
DIMT8-A4FR-*	1200mm	1600lm	18W	CW / DL
DIMT8-A5FR-*	1500mm	1900lm	22W	CW / DL

○ **CW** - 4200K
○ **DL** - 6000K



T8 LED Tubes - Single Pin - Supply Voltage: 230VAC I Diameter: 26mm I Glass I Power factor: >0.95

Code Frosted	Length	Lumens	Power	*Add colour to code
LEDT8SP-A4FR-*	1200mm (4ft)	1710lm	18W	CW / DL
LEDT8SP-A5FR-*	1500mm (5ft)	2090lm	22W	CW / DL
LEDT8SP-A8FR-*	2365mm (8ft)	3420lm	36W	CW / DL

2-year warranty on all LED products & 1-year warranty on battery-operated products, unless specified.
LED warranty void without surge protection. Refer to page 24.135.

©ACDC Dynamics

LED T8 TUBULAR LIGHTING

○ CW - 4200K
○ DL - 6000K



Could be used inside waterproof fittings or behind a diffuser

T8 Microwave Motion Sensing SMD LED Tubes - 85-265VAC I Intelligent microwave motion sensing technology I Motion detection angle: 180° I Motion detection range: ≤10m

Code	Length	Lumen	Power	Replaces T8 Lamp	*Add colour to code
LEDT8MW-A2FR-*	600mm	800-850lm	9W	18W (2FT)	CW / DL
LEDT8MW-A3FR-*	900mm	1450-1500lm	15W	30W (3FT)	CW / DL
LEDT8MW-A4FR-*	1200mm	1750-1850lm	18W	36W (4FT)	CW / DL
LEDT8MW-A5FR-*	1500mm	2100-2200lm	22W	58W (5FT)	CW / DL

○ CW - 4200K
○ DL - 6000K



T8 PIR Motion Sensing SMD LED Tubes - 85-265VAC I PIR detection angle: 120° I PIR Range: 5-7m I Turn off delay: 30 seconds I Switch on time: 0.5s from detection

Code	Length	Lumen	Power	Replaces T8 lamp	*Add colour to code
LEDT8S-A2FR-*	600mm	800-850lm	9W	18W (2FT)	WW / CW / DL
LEDT8S-A3FR-*	900mm	1100-1200lm	13W	30W (3FT)	WW / CW / DL
LEDT8S-A4FR-*	1200mm	1750-1850lm	19W	36W (4FT)	WW / CW / DL
LEDT8S-A5FR-*	1500mm	2100-2200lm	22W	58W (5FT)	WW / CW / DL

○ CW - 4200K
○ DL - 6000K

2 Year Warranty



T8 Waterproof LED Tubes - PC IP65 - 180 - 265VAC I Non-Dimmable I CRI > 80 I Diameter 26mm I Power Factor 0.95 I Efficiency: 100lm/W I Operating Temp -10° to +45°C I Waterproof PC End Caps I Connection wire length 500mm

Code	Length	Lumen	Power	*Add colour to code
XGY-T8-A2FR-*	600mm	850lm	9W	CW / DL
XGY-T8-A3FR-*	900mm	1500lm	15W	CW / DL
XGY-T8-A4FR-*	1200mm	3600lm	18W	CW / DL
XGY-T8-A5FR-*	1500mm	5800lm	22W	CW / DL



T8 Food Display (Butcher) SMD LED Tubes - 85-265VAC I These lamps are specially designed to ensure that food is displayed in an appetizing light. The light generated by the lamp makes meat, bread and other food look fresh and appealing. Also because LED lamps have no glass in their construction they are especially suitable for the food industry.

Code	Length	Power	Replaces T8 Lamp
LEDT8BL-A2FR	600mm	9W	18W (2FT)
LEDT8BL-A3FR	900mm	15W	30W (3FT)
LEDT8BL-A4FR	1200mm	18W	36W (4FT)
LEDT8BL-A5FR	1500mm	22W	58W (5FT)

See page 24.91 for shelf tag with butcher strip light

○ CW - 4200K
○ DL - 6000K

3 Year Warranty



T8 Medical LED Tubes IP65 - 85-265VAC I With COI (Cyanosis Observation Index) < 2.5, Lantis LED Tubes are suitable for medical lighting application within hospitals in operating theatres, patient treatment rooms, consulting rooms, accident / trauma emergency areas that require close colour rendition of skin I RA > 90

Code	Length	Lumen	Power	Replaces T8 lamp	*Add colour to code
LTS-T8-A2FR-*	600mm	1000 - 1100lm	10W	18W (2FT)	CW / DL
LTS-T8-A4FR-*	1200mm	1500 - 1600lm	16W	36W (4FT)	CW / DL
LTS-T8-A5FR-*	1500mm	2200 - 2500lm	23W	58W (5FT)	CW / DL

NEW



T8 UVC LED Tubes - Input Voltage: 85-265VAC I 120° Beam Angle I Wavelength Range 270-280nm I Peak Wavelength 275nm I Radiant Flux max 5mW I Ceramic Substrate and Quarts Glass I Highly effective against inactivating and destroying the DNA of micro organisms found in mould, germs, bacteria and viruses.

Code	Wattage	Spectrum	Size (mm)
LEDT8-UVC-A2	9W	UVC	600 (2ft)
LEDT8-UVC-A4	15W	UVC	1200 (4ft)
LEDT8-UVC-A5	20W	UVC	1500 (5ft)

©ACDC Dynamics

LED T8 TUBULAR LIGHTING



T8 LED for Walk-In Freezers - 220-240VAC I Significant energy & maintenance cost savings I Improved illumination of products I Reduced heat I Environmentally-friendly - no mercury I No glass breakage I No UV light I Aluminium Backing & PC Diffuser I Operating temp.: -10 ~ 40°C

Code	Length	Power
LETT8-26W	1700mm	26W



T8 Plant Growing SMD LED Tubes - 85-265VAC I 75% Blue, 25% Red I Plant grow lamps have LED's that produce light in Blue (450nm) and Red (660nm) wavelengths that are ideal for promoting photo-biological processes in plants. These lamps can be used wherever plants do not receive enough natural light or in agricultural applications. For more see page 24.161

Code	Length	Power	Replaces T8 Lamp
LEDT8PG-A2FR	600mm	9W	18W (2FT)
LEDT8PG-A3FR	900mm	15W	30W (3FT)
LEDT8PG-A4FR	1200mm	18W	36W (4FT)
LEDT8PG-A5FR*	1500mm	22W	58W (5FT)

* Add **-IP65** to code for Weatherproof Tube. Waterproof Tube requires additional mounting clips (see page 24.3)

○ CW - 4200K
○ DL - 6000K

EMG



NEW

T8 LED Tubes - Maintained Emergency - With Internal Battery I Supply Voltage: 230VAC I Maintained emergency lighting luminaires are built to be active continuously in every day life, and through the event of a power cut, irrespective if switch is on or off I Emergency Back-Up Time: 3 Hours @ 300lm

Code	Length	Lumen	Power	*Add colour to code
EMG-M-LEDT8-A2FR-*	600mm	800lm	9W	CW / DL
EMG-M-LEDT8-A4FR-*	1200mm	1600lm	18W	CW / DL
EMG-M-LEDT8-A5FR-*	1500mm	1900lm	22W	CW / DL

○ CW - 4200K
○ DL - 6000K

EMG



T8 LED Tubes - Non-Maintained Emergency - With Internal Battery I Supply Voltage: 230VAC I Emergency Back-Up Time: 1 Hour @ 300lm I Emergency only works when switch is on and mains fail I Tube to be wired independantly

Code	Length	Lumen	Power	*Add colour to code
EMG-LEDT8-A2FR-*	600mm	800lm	9W	CW / DL
EMG-LEDT8-A4FR-*	1200mm	1600lm	18W	CW / DL
EMG-LEDT8-A5FR-*	1500mm	1900lm	22W	CW / DL

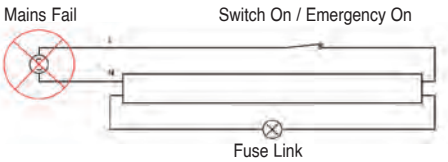

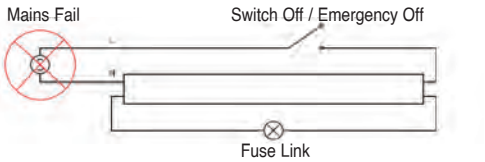





Accessories for T8 Tubes

Code	Description
EL-FL	Fuse Link to replace Starter
LEDT8-CLIP	CLIP for mounting of Tube in Lightbox
LEDT8-LLH	Loose Lamp Holder
LEDT8-CONL	1.5m T8 Connector Lead

LED T5 TUBULAR LIGHTING

○ CW - 4200K
○ DL - 6000K



INTERNAL DRIVER

LED T5 Tubes - 220-240VAC I Diameter: 19mm I Power factor: >0.95 I Efficiency: 80lm/W I Material: Aluminium + PC

Frosted Code	Length	Wattage	Lumen	*Add colour to code
LEDT5-A2FR-*	550mm (2FT)	7W	580lm	CW / DL
LEDT5-A3FR-*	900mm (3FT)	14W	1120lm	CW / DL
LEDT5-A4FR-*	1150mm (4FT)	16W	1280lm	CW / DL
LEDT5-A5FR-*	1450mm (5FT)	22W	1600lm	CW / DL

2-year warranty on all LED products & 1-year warranty on battery-operated products, unless specified.
LED warranty void without surge protection. Refer to page 24.135.

©ACDC Dynamics

LED GU10 - 230VAC

○ WW - 2700K
○ CW - 4200K
○ DL - 6000K

Non-Dimmable

	 Single	 Single	 5 Pack	 Single
Code	**SMD-GU10-3W-***	**SMD-GU10-6W-***	**LED-GU10-6W-*/5**	**HS-GU10-5W-***
Wattage	3W	6W	6W	5W
Lumens	240lm	480lm	480lm	450lm
Beam Angle	120°	120°	120°	45°
*Add Colour to Code	R / GN / BL / Y	WW / CW / DL	WW / CW / DL	WW / CW

○ WW - 2700K
○ CW - 4200K
○ DL - 6000K

Non-Dimmable

	 Single	NEW 5 Year Warranty 	 Single
Code	**KL-GU10-7W-***	**HS-GU10-5W-*-5Y**	**GU10-3528-60-***
Wattage	7W	5W	3W
Lumens	500lm	350lm	380lm
Beam Angle	38°	48°	120°
*Add Colour to Code	WW / CW	WW / CW / DL	WW / CW / DL

○ WW - 2700K
○ CW - 4200K
○ DL - 6000K

Dimmable

		NEW 5 Year Warranty 		
Code	**DIM-KL-GU10-7W-***	**DIM-GU10-5W-*-5Y**	**DIM-MS-GU10-5W-***	**DIM-GU10-5W-***
Wattage	7W	5W	5W	5W
Lumens	560lm	350lm	380lm	450lm
Beam Angle	38°	48°	120°	38°
*Add Colour to Code	WW / CW / DL	WW / CW / DL	WW / CW / DL	WW / CW

○ WW - 2700K
○ CW - 4200K
○ DL - 6000K

EMG

NEW

1.5hrs Emergency

Emergency 3 Step Dimming

			 120lm - 2.5hrs 50lm - 5hrs 20lm - 7hrs	 135lm - 2.5hrs 60lm - 5hrs 24lm - 7hrs
Code	**EMG-GU10-3W-***	**EMG-GU10-5W-***	**EMG-DIM-GU10-6W-***	**EMG-DIM-GU10-7W-***
Wattage	3W	5W	6W	7W
Lumens	Normal: 190lm Emergency: 85lm	Normal: 350lm Emergency: 120lm	Normal: 400lm Emergency: 120/50/20lm	Normal: 450lm Emergency: 135/60/24lm
Beam Angle	120°	120°	120°	120°
*Add Colour to Code	WW / CW / DL	WW / CW / DL	WW / CW / DL	WW / CW / DL

©ACDC Dynamics

2-year warranty on all LED products & 1-year warranty on battery-operated products, unless specified.
LED warranty void without surge protection. Refer to page 24.135

LED MR16 - 12V

○ WW - 2700K
○ CW - 4200K
○ DL - 6000K

Non-Dimmable


12V


12V


12V


12V

Code	SMD-MR16-6W-*	HS-MR16-5W-*	KL-MR16-7W-*	MR16-3528-60-*
Wattage	6W	5W	7W	3W
Lumens	480lm	350lm	500lm	380lm
Beam Angle	120°	45°	38°	120°
*Add Colour to Code	WW / CW / DL	WW / CW	WW / CW	WW / CW

○ WW - 2700K
○ CW - 4200K
○ DL - 6000K

Non-Dimmable


12V

NEW

5 Year Warranty


12V


230VAC

Code	HS-MR16-1X3W-*	HS-MR16-5W-*-5Y	HS-MR16-1X3W-* 230
Wattage	3W	5W	3W (1 x 3W)
Lumens	200lm	350lm	240lm
Beam Angle	60°	48°	28°
*Add Colour to Code	WW / CW / R / GN / BL / Y	WW / CW / DL	WW / CW

○ WW - 2700K
○ CW - 4200K
○ DL - 6000K

Dimmable


230VAC


12V


230VAC

Code	HS-MR16-3X1W-* 230	DIM-MR16-35-60-*	DIM-MR16-35-60-*-230
Wattage	3W (3 x 1W)	4W	4W
Lumens	200lm	380lm	380lm
Beam Angle	60°	120°	120°
*Add Colour to Code	WW / CW	CW / DL	CW

○ WW - 2700K
○ CW - 4200K
○ DL - 6000K

Dimmable

NEW


12V


12V


12V

Code	DIM-MS-MR16-5W-*	DIM-MR16-5W-*	DIM-KL-MR16-7W-*
Wattage	5W	5W	7W
Lumens	380lm	450lm	670lm
Beam Angle	120°	38°	38°
*Add Colour to Code	WW / CW / DL	WW	WW / CW

2-year warranty on all LED products & 1-year warranty on battery-operated products, unless specified.
LED warranty void without surge protection. Refer to page 24.135.

©ACDC Dynamics

ACDC DYNAMICS

LED CANDLE LAMPS - 230VAC

○ **WW** - 2700K
○ **CW** - 4200K

	Non-Dimmable				Coloured Lamps	Value Packs
						 3 Pack
Code E14	T-LEDB35R-E14-*	-	-	T-LEDC35L-E14-*	SP-E14-CLH37-*	T-LEDB35R-E14-*/3
Code E27	-	T-LEDB35R-E27-*	-	-	-	-
Code B22	-	-	T-LEDB35R-B22-*	-	-	-
Wattage	3W	3W	3W	3W	1.6W	3W
Base	E14	E27	B22	E14	E14	E14 / E27 / B22
Lumens	245lm	245lm	245lm	245lm	-	245lm
Beam Angle	180°	180°	180°	180°	180°	180°
*Add colour to code	WW / CW	WW / CW	WW / CW	WW / CW	WW / CW / ●R / ●GN / ●BL / ●Y	WW / CW

Dimmable

○ **WW** - 2700K
○ **CW** - 4200K

				BA15D 	
Code	LEDC212-*	LEDC35E-E27-*	LEDC35E-B22-*	LEDC35E-B15-*	LEDC35L-E14-*
Wattage	5W	5W	5W	5W	5W
Base	E14	E27	B22	B15D	E14
Lumens	400lm	400lm	400lm	400lm	400lm
Beam Angle	270°	270°	270°	270°	270°
*Add colour to code	WW / CW	WW / CW	WW / CW	WW	WW / CW

LED GOLF BALL LAMPS - 230VAC

○ **WW** - 2700K
○ **CW** - 4200K

	Non-Dimmable			Dimmable
				
Code	T-LEDG50R-E14-*	T-LEDG50R-E27-*	T-LEDG50R-B22-*	LEDA35E-*
Wattage	3W	3W	3W	3W
Base	E14	E27	B22	E27
Lumens	245lm	245lm	245lm	200lm
Beam Angle	180°	180°	180°	270°
*Add colour to code	WW / CW	WW / CW	WW / CW	WW / CW

○ **WW** - 2700K
○ **CW** - 4200K

	Colour Lamps		Value Packs	
	 2 Pack  2 Pack	 2 Pack  5 Pack	 3 Pack	 3 Pack
Code	LE45-0.6-E27-*/2	LE45-0.6-B22-**	T-LEDG50R-E27-*/3	T-LEDG50R-B22-*/3
Wattage	1W	1W	3W	3W
Base	E27	B22	E27	B22
Lumens	-	-	245lm	245lm
Beam Angle	270°	270°	180°	180°
*Add colour to code	WW / CW / ●R / ●GN / ●BL / ●Y	WW / CW / ●R / ●GN / ●BL / ●Y / ●O *(Orange)* / ●●●●○M	WW / CW	WW / CW

*Add pack size to code: **/2** *(2 Pack)*, **/5** *(5 Pack - only mixed colours)*

©ACDC Dynamics

2-year warranty on all LED products & 1-year warranty on battery-operated products, unless specified.
LED warranty void without surge protection. Refer to page 24.135

LED LAMPS

E27 & B22
Non-Dimmable
Supply Volts: 230VAC

- WW - 2700K
- CW - 4200K
- DL - 6000K



Code	Wattage	Base	Lumen	Beam Angle	*Add Colour to Code
T-LED-5W-E27-*	5W	E27	450lm	270°	WW / CW / DL
T-LED-5W-B22-*	5W	B22	450lm	270°	WW / CW / DL
T-LED-7W-E27-*	7W	E27	540lm	270°	WW / CW / DL
T-LED-7W-B22-*	7W	B22	540lm	270°	WW / CW / DL
HS-E27-10W-*	9W	E27	720lm	160°	WW / CW / DL
HS-B22-10W-*	9W	B22	720lm	160°	WW / CW / DL
HS-E27-15W-*	15W	E27	1200lm	160°	WW / CW / DL
HS-B22-15W-*	15W	B22	1200lm	160°	WW / CW / DL
HS-E27-25W-DL	25W	E27	2200lm	120°	DL
HS-E27-35W-DL	35W	E27	2900lm	120°	DL
HS-E40-50W-DL	50W	E40	4000lm	120°	DL
HS-E40-70W-DL	70W	E40	5600lm	120°	DL
HS-E40-100W-DL	100W	E40	8000lm	120°	DL

E27 & B22
Dimmable
Supply Volts: 230VAC



Code	Wattage	Base	Lumen	Beam Angle	*Add Colour to Code
DIM-A60-S6W-E27-*	6W	E27	500lm	270°	WW / CW / DL
DIM-A60-S6W-B22-*	6W	B22	500lm	270°	WW / CW / DL
DIM-A60-S10W-E27-*	10W	E27	850lm	160°	WW / CW / DL
DIM-A60-S10W-B22-*	10W	B22	850lm	160°	WW / CW / DL

LED A60 Lamp - Various Sensing Options
Non-Dimmable
Supply Volts: 220-240VAC



Code	Wattage	Base	Lumen	Beam Angle	*Add Colour to Code
DL-5W-E27-*	5W	E27	400lm	270°	WW / CW / DL
DL-5W-B22-*	5W	B22	400lm	270°	WW / CW / DL
DL-10W-E27-*	10W	E27	900lm	270°	WW / CW / DL
DL-10W-B22-*	10W	B22	900lm	270°	WW / CW / DL
A60-LSM-E27-10-*	10W	E27	806lm	270°	WW / CW / DL
A60-LSM-B22-10-*	10W	B22	806lm	270°	WW / CW / DL
HS-E27-PIR-*	5W	E27	400lm	180°	WW / CW

DC LED Lamps - Cool White
Non-Dimmable
12VDC / 24VDC



Code	Wattage	Base	Lumen	Beam Angle	*Add Colour to Code
SLL-L2403D*	3W	E27	280lm	160°	CW
SLL-L2405D*	5W	E27	470lm	160°	CW
SLL-L2407D*	7W	E27	1000lm	160°	CW

* Add Voltage to Code: **12VDC**, * **24VDC**

Value Packs - 230VAC

- WW - 2700K
- CW - 4200K
- DL - 6000K



Colour lamps - 230VAC



RGBW c/w Remote



LED UV A60



Wave Length: 365nm

Code	LED-A60-5W-*-*/2	LED-A60-7W-*-*/2	E27-C60LED-*	B22-C60LED-*	LEDE27-M	UV-E27-3W
Wattage	5W	7W	3W	3W	1W	3W
Base	*E27 / *B22	*E27 / *B22	E27	B22	E27	E27
Lumens	450lm	540lm	-	-	-	-
Beam Angle	270°	270°	270°	270°	270°	200°
*Add colour to code	WW / CW / DL	WW / CW / DL	WW / CW / R / GN / BL / Y	R / GN / BL / Y	Auto Colour Changing	UV

Mosquito Repellant - 230VAC

- WW - 2700K
- CW - 4200K
- DL - 6000K



Insect Killing Lamps

2 Modes:
1 - Light + Killing
2 - Killing Only



Rechargeable IP44
Input: 5V
2 Modes:
1 - Lighting
2 - Killing



Boiler Inspection - 32VAC



Code	MR-LED-A60-*-5W	RW-MKL-15W	SP-DYT90	BIL-10W-E27-32VAC
Wattage	5W	15W	7W	10W
Base	*E27 / *B22	E27	Hook	E27
Lumens	300lm	400lm	200lm	800lm
Beam Angle	270°	275°	270°	270°
Colour Temperature	Mosquito Repellant Yellow	CW (6000K)	CW (4200K)	CW (4200K)

2-year warranty on all LED products & 1-year warranty on battery-operated products, unless specified.
LED warranty void without surge protection. Refer to page 24.135.

©ACDC Dynamics

LED LAMPS - 230VAC

	Non-Dimmable G95 (Ø95mm)		Non-Dimmable G125 (Ø125mm)		LED Pendant Lamp	
○ **WW** - 2700K ○ **CW** - 4200K					Supply Volts 230VAC * Add Wattage to Code: **16W**, **33W**	
Code	**G95-E27-12W-***	**G95-E27-15W-***	**G120-E27-15W-***	**G120-E27-18W-***	**LED-CL18-*-CW**	
Wattage	12W	15W	15W	18W	***16W**	***33W**
Base	E27	E27	E27	E27	E27	E27
Lumens	960lm	1200lm	1200lm	1600lm	1440lm	2970lm
Beam Angle	270°	270°	270°	270°	-	-
Size (mm)	-	-	-	-	Ø140 x 90	Ø254 x 127
*Add colour to code	**WW / CW**	**WW / CW**	**WW / CW**	**WW / CW**	**CW (4200K)**	**CW (4200K)**

Non-Dimmable Reflector Type

○ **WW** - 2700K ○ **CW** - 4200K						
Code	**LED-R39-3W-***	**LED-R50-3W-***	**LED-R50-6W-***	**LED-R63-4.5W-***	**LED-R63-8W-***	**LED-R80-10W-***
Wattage	3W	3W	6W	4.5W	8W	10W
Base	E14	E14	E14	E27	E27	E27
Lumens	240lm	240lm	540lm	360lm	720lm	850lm
Beam Angle	160°	160°	160°	160°	160°	160°
*Add colour to code	**WW / CW**	**WW**	**WW / CW**	**WW**	**WW / CW**	**WW / CW**

Dimmable Reflector Type

○ **WW** - 2700K ○ **CW** - 4200K				
Code	**DIM-R39-3W-***	**DIM-R50-6W-***	**DIM-R63-8W-***	**DIM-R80-10W-***
Wattage	3W	6W	8W	10W
Base	E14	E14	E27	E27
Lumens	240lm	540lm	720lm	850lm
Beam Angle	160°	160°	160°	160°
*Add colour to code	**WW / CW**	**WW / CW**	**WW / CW**	**WW / CW**

	Non - Dimmable JDR Lamps					Dimmable JDR
○ **WW** - 2700K ○ **CW** - 4200K						
Code	**T-LEDJDRR-***	**HS-JDR-1X3W-***	**HS-JDR-3X1W-***	**HS-JDR-3X2W-***	**HS-JDR-5W-***	**DIM-E27**
Wattage	4W	3W	3W	6W	5W	6W
Base	E27	E27	E27	E27	E27	E27
Lumens	250-280lm	200lm	240lm	340-360lm	330-350lm	380lm
Beam Angle	280°	60°	38°	38°	60°	38°
*Add colour to code	**WW / CW**	**WW / CW**	**WW / CW /** **R / Y**	**WW / CW**	**WW / CW**	**WW / CW**

©ACDC Dynamics

2-year warranty on all LED products & 1-year warranty on battery-operated products, unless specified.
LED warranty void without surge protection. Refer to page 24.135

LED IMITATION FILAMENT LAMP


B60


C35


C35L


G45


R50 / R63 / R80


G125


ST64

LED Ball Lamps - Supply Voltage: 220-240VAC I CRI: 80 I 360° lighting to directly replace traditional incandescent lamp 20W, 40W & 60W. Special elongated LED encapsulation technique allows LED to give the same effect as an incandescent tungsten filament lamp.

Code	Code (Dimmable)	LED Power	Base	Lumen	Beam	Colour
B60-4W-E27-*	-	4W	E27	450lm	360°	WW / CW
B60-4W-B22-*	-	4W	B22	450lm	360°	WW / CW
B60-6W-E14-*	-	6W	E14	700lm	360°	WW / CW
B60-6W-E27-*	-	6W	E27	700lm	360°	WW / CW
B60-6W-B22-*	-	6W	B22	700lm	360°	WW / CW
LED Candle Lamp	• Supply Voltage: 220-240VAC				• CRI: 80	
C35-2W-E14-*	-	2W	E14	225lm	360°	WW / CW
C35-2W-E27-*	-	2W	E27	225lm	360°	WW / CW
C35-2W-B22-*	-	2W	B22	225lm	360°	WW / CW
C35-4W-E14-*	DIM-C35-4W-E14-*	4W	E14	350lm	360°	WW / CW
C35-4W-E27-*	-	4W	E27	450lm	360°	WW / CW
C35-4W-B22-*	-	4W	B22	450lm	360°	WW / CW
LED Flame Candle Lamp	• Supply Voltage: 220-240VAC				• CRI: 80	
C35L-2W-E14-*	DIM-C35L-2W-E14-*	2W	E14	245lm	360°	WW / CW
C35L-2W-E27-*	-	2W	E27	245lm	360°	WW / CW
C35L-2W-B22-*	-	2W	B22	245lm	360°	WW / CW
C35L-4W-B22-*	-	4W	B22	450lm	360°	WW / CW
NEW **LED Golf Ball Lamp**	• Supply Voltage: 220-240VAC				• CRI: 80	
G45-2W-E14-*	-	2W	E14	245lm	360°	WW / CW
G45-2W-E27-*	-	2W	E27	245lm	360°	WW / CW
G45-2W-B22-*	-	2W	B22	245lm	360°	WW / CW
G45-4W-E27-*	-	4W	E27	450lm	360°	WW / CW
NEW **LED Reflective Lamp**	• Supply Voltage: 220-240VAC				• CRI: 80	
R50-2W-E14-*	-	2W	E14	245lm	120°	WW / CW
R63-4W-E27-*	-	4W	E27	450lm	120°	WW / CW
R63-4W-B22-*	-	4W	B22	450lm	120°	WW / CW
R80-4W-E27-*	-	4W	E27	450lm	120°	WW / CW
R80-4W-B22-*	-	4W	B22	450lm	120°	WW / CW
LED Ball Lamp	• Supply Voltage: 220-240VAC				• CRI: 80	
NEW G95-4W-E27-*	-	4W	E27	450lm	360°	WW / CW
NEW G95-4W-B22-*	-	4W	B22	450lm	360°	WW / CW
G125-4W-E27-*	-	4W	E27	450lm	360°	WW / CW
G125-4W-B22-*	-	4W	B22	450lm	360°	WW / CW
G125-6W-E27-*	-	6W	E27	750lm	360°	WW / CW
G125-6W-B22-*	-	6W	B22	750lm	360°	WW / CW
LED Pear Shape Lamp	• Supply Voltage: 220-240VAC				• CRI: 80	
ST64-4W-E27-*	-	4W	E27	450lm	360°	WW / CW
ST64-4W-B22-*	-	4W	B22	450lm	360°	WW / CW
ST64-6W-E27-*	-	6W	E27	700lm	360°	WW / CW
ST64-6W-B22-*	-	6W	B22	700lm	360°	WW / CW

*Add colour to code: ○ **CW** (Cool White) 4000-4200K or ○ **WW** (Warm White) 2700-3000K

A60 LED FILAMENT PLANT GROW LAMP - E27



Input Voltage: 180 - 265VAC I Dimensions: Ø60 x 108mm I Full Colour Spectrum for general use I Ideal for greenhouse glass or plastic, Planting factory, Hydroponic shelves, Home Planting.

Code	Wattage	Colour Spectrum	PPF (400-700nm)	PAR Watt (/W) (400-700nm)	EFF (PFF) (400-700nm)
XGY-A60-8-E27	8W	Full Spectrum	>12 μ mol	0.3 - 0.5mW	>1.5 μ mol/s/W

LED LAMPS (TO REPLACE MERCURY BLENDED LAMPS)

○ **CW** - 4200K
○ **DL** - 6000K



Supply Voltage: 90-265VAC

Code	Wattage	Base	Lumens	Size (mm)	Replace	Colour
HLT-E40-15W-*	15W	E40	2200lm	Ø46 x 195	-	CW / DL
HLE-E40-20W-*	20W	E40	2800lm	Ø90 x 225	80W	CW / DL
HLE-E40-30W-*	30W	E40	3800lm	Ø90 x 225	160W	CW / DL
HLE-E40-40W-*	40W	E40	5800lm	Ø118 x 290	250W	CW / DL

*Add colour to code: ○ **CW** (Cool White) 4000-4200K or ○ **DL** (Day Light) 6000K

2-year warranty on all LED products & 1-year warranty on battery-operated products, unless specified.
LED warranty void without surge protection. Refer to page 24.135.

©ACDC Dynamics

LED DECORATIVE LAMPS





Amber LED Filament Lamps - Dimmable 2200K

Supply Volts: 230VAC

Code	Wattage	Base	Filament Shape	Size (mm)	Colours
BF-G45-L	1W	E27	Loop	Ø45 x 74	WW
BF-A60-Q-*	2W	E27 / B22	Quad	Ø60 x 105	WW
BF-C35-Q	2W	E14	Quad	Ø35 x 100	WW
BF-ST64-S	2W	E27	Spiral	Ø64 x 145	WW
NEW BF-G95-S	2W	E27	Spiral	Ø95 x 115	WW
BF-G125-S	2W	E27	Spiral	Ø125 x 170	WW
BF-T45-S	2W	E27	Spiral	Ø45 x 110	WW
AS-A60-ST-*	2W	E27 / B22	Long	Ø60 x 105	WW
AS-C35-ST	2W	E14	Long	Ø35 x 100	WW
AS-ST64-ST	2W	E27	Long	Ø64 x 145	WW
NEW AS-G95-ST	2W	E27	Long	Ø95 x 115	WW
AS-G125-ST	2W	E27	Long	Ø125 x 170	WW
AS-T45-ST	2W	E27	Long	Ø45 x 110	WW
AS-T30-ST	2W	E27	Long	Ø30 x 295	WW



Clear LED Decorative Lamps - Scattered LED

Supply Volts: 230VAC

Code	Wattage	Base	Filament Shape	Size (mm)	Colours
DN-ST64-*	3W	E27	Scattered	Ø64 x 150	WW / BL / V / S

* Add colour to code: WW (Warm White) *2700K*, BL (Blue), V (Violet), S (7 Colours)



3D Effect Lamps

Supply Volts: 230VAC

Code	Wattage	Base	Filament Shape	Size (mm)	Colours
HB-A60-3D	6W	E27	Straight	Ø64 x 140	WW
HB-ST64-3D	6W	E27	Straight	Ø64 x 140	WW
HB-G125-3D	6W	E27	Straight	Ø125 x 176	WW

Twisted Wire

Supply Volts: 230VAC

Code	Wattage	Base	Filament Shape	Size (mm)	Colours
WS-G95-WW	1.5W	E27	Twisted	Ø95 x 138	WW
WS-G125-WW	1.5W	E27	Twisted	Ø125 x 175	WW



Filament Text

Supply Volts: 230VAC

Code	Wattage	Base	Filament Shape	Size (mm)	Colours
LVE-G125-4W-WW	4W	E27	Love	Ø125 x 176	WW

Irregular Lamp Shape

Supply Volts: 230VAC

Code	Wattage	Base	Filament Shape	Size (mm)	Colours
IR-A165-4W-WW	4W	E27	Spiral	Ø160 x 300	WW
IR-BT150-6W-WW	6W	E27	Spiral	Ø150 x 225	WW



Shattered Glass Effect - 2700K I 360° Beam Angle

Supply Volts: 230VAC

Code	Wattage	Base	Filament Shape	Size (mm)	Colours
G130-1-WW	6W	E27	Straight	Ø130 x 180	WW
G130-2-WW	6W	E27	Straight	Ø130 x 180	WW
G130-3-WW	6W	E27	Straight	Ø130 x 180	WW
G130-4-WW	6W	E27	Straight	Ø130 x 180	WW
G130-7-WW	6W	E27	Straight	Ø130 x 180	WW
G130-15-WW	6W	E27	Straight	Ø130 x 180	WW



Ice Flower - 2700K I 360° Beam Angle

Supply Volts: 230VAC

Code	Wattage	Base	Filament Shape	Size (mm)	Colours
G95-ICE-WH	6W	E27	Straight	Ø95 x 138	WW
G95-ICE-Y	6W	E27	Straight	Ø95 x 138	WW
G125-ICE-WH	6W	E27	Straight	Ø125 x 176	WW
G125-ICE-Y	6W	E27	Straight	Ø125 x 176	WW

* Add base to code: **E27** or **B22**

©ACDC Dynamics

2-year warranty on all LED products & 1-year warranty on battery-operated products, unless specified.
LED warranty void without surge protection. Refer to page 24.135

LED DECORATIVE LAMPS



AG45-1W-R AG45-1W-GN AG45-1W-BL AG45-1W-Y AG45-1W-P

Coloured G45 - 360° Beam Angle I Single Filament I 2 per Pack I Supply Volts: 230VAC

Code	Wattage	Base	Filament Shape	Size (mm)	Colours
AG45-1W-R/2	1W	B22	Straight	Ø45 x 74	Red
AG45-1W-GN/2	1W	B22	Straight	Ø45 x 74	Green
AG45-1W-BL/2	1W	B22	Straight	Ø45 x 74	Blue
AG45-1W-Y/2	1W	B22	Straight	Ø45 x 74	Yellow
AG45-1W-P/2	1W	B22	Straight	Ø45 x 74	Purple



G95-2W-R G95-2W-GN G95-2W-BL G95-2W-Y G95-2W-P

Coloured G95 - 360° Beam Angle I Single Filament Supply Volts: 230VAC

G95-2W-R	2W	E27	Straight	Ø95 x 140	Red
G95-2W-G	2W	E27	Straight	Ø95 x 140	Green
G95-2W-BL	2W	E27	Straight	Ø95 x 140	Blue
G95-2W-Y	2W	E27	Straight	Ø95 x 140	Yellow
G95-2W-P	2W	E27	Straight	Ø95 x 140	Purple

NEW

SUPER FINE FILAMENT EFFECT



RN-DNA-G125-C Clear Glass
RN-DNA-G125-S Smokey Glass
RN-DNA-G125-A Amber Glass

Twisted DNA Filament Effect Lamp - 1800K Supply Volts: 230VAC

Code	Wattage	Base	Filament Shape	Size (mm)	Colours
RN-DNA-G125-C	3.5W	E27	DNA	Ø125 x 164	WW
RN-DNA-G125-S	3.5W	E27	DNA	Ø125 x 164	WW
RN-DNA-G125-A	3.5W	E27	DNA	Ø125 x 164	WW



RN-GRP-G125-WV RN-GRP-G125-DOT RN-GRP-G125-MET

Graphic Filament Effect Lamp - 1800K Supply Volts: 230VAC

Code	Wattage	Base	Filament Shape	Size (mm)	Colours
RN-GRP-G125-WV	6W	E27	Straight	Ø125 x 172	WW
RN-GRP-G125-DOT	6W	E27	Straight	Ø125 x 172	WW
RN-GRP-G125-MET	3.5W	E27	Straight	Ø125 x 164	WW



RN-I-CG200 Amber Glass
RN-I-HR-G130-A Amber Glass
RN-I-VR-G130-A Amber Glass
RN-I-FEC-G130-C Clear Glass

Shaped Glass Filament Effect Lamp - 1800K Supply Volts: 230VAC

Code	Wattage	Base	Filament Shape	Size (mm)	Colours
RN-I-CG200	4W	E27	Straight	Ø200 x 241	WW
RN-I-HR-G130-A	4W	E27	Straight	Ø130 x 178	WW
RN-I-VR-G130-A	4W	E27	Straight	Ø130 x 174	WW
RN-I-FEC-G130-C	4W	E27	Straight	Ø125 x 174	WW



RN-I-T60-A Amber Glass
RN-I-G95-A Amber Glass
RN-I-G125-A Amber Glass
RN-I-AP125-S Smokey Glass

Plain Glass Filament Lamp - 1800K Supply Volts: 230VAC

Code	Wattage	Base	Filament Shape	Size (mm)	Colours
RN-I-T60-A	4W	E27	Straight	Ø60 x 300	WW
RN-I-G95-A	4W	E27	Straight	Ø95 x 144	WW
RN-I-G125-A	4W	E27	Straight	Ø125 x 164	WW
RN-I-AP125-S	4W	E27	Straight	Ø125 x 163	WW

2-year warranty on all LED products & 1-year warranty on battery-operated products, unless specified.
LED warranty void without surge protection. Refer to page 24.135.

©ACDC Dynamics

LED U LAMPS

LED	FLUORESCENT	INCANDESCENT
3W	→ 7W	→ 35W
5W	→ 11W	→ 50W
7W	→ 15W	→ 70W
9W	→ 19W	→ 90W
12W	→ 25W	→ 120W
16W	→ 33W	→ 160W
20W	→ 38W	→ 200W
30W	→ 60W	→ 300W

○ **WW** - 2700K
○ **CW** - 4200K



2U 3W **3U 5W-16W** **4U 20W-30W**

LED 2U

Code E27	Code B22	Supply Volts	Wattage	Length	Lumens	*Add Colour to Code
LED2U-3W-E27-**	LED2U-3W-B22-**	230, 12, 24, 48	3W	105mm	240lm	WW / CW
LED2U-5W-E27-**	LED2U-5W-B22-**	12, 24, 48	5W	115mm	400lm	WW / CW
LED 3U						
LED3U-5W-E27-*	LED3U-5W-B22-*	230	5W	135mm	400lm	WW / CW
LED3U-7W-E27-**	LED3U-7W-B22-**	230, 12, 24, 48	7W	145mm	560lm	WW / CW
LED3U-9W-E27-**	LED3U-9W-B22-**	230, 12, 24, 48	9W	145mm	720lm	WW / CW
LED3U-12W-E27-*	LED3U-12W-B22-*	230	12W	170mm	960lm	WW / CW
LED3U-16W-E27-*	LED3U-16W-B22-*	230	16W	175mm	1280lm	WW / CW
LED 4U						
LED4U-20W-E27-*	LED4U-20W-B22-*	230	20W	175mm	1600lm	WW / CW
LED4U-30W-E27-*	LED4U-30W-B22-*	230	30W	255mm	2550lm	WW / CW

* Add DC Voltages to code: **-12VDC**, **-24VDC**, **-48VDC**

HIGH POWER U-LAMPS



E27-E40 Adaptor



20W



30W



40-50W



60W



70W



100-120W

Input Voltage: 90-265VAC I Beam Angle 320° I Colour Temp 6500K

Code	Wattage	Base	Lumens	Size
HP-2U-20W	20W	E27	1700lm	Ø46 x 194
HP-4U-30W	30W	E27	2550lm	Ø72 x 223
HP-4U-40W	40W	E27	3600lm	Ø72 x 240
HP-4U-50W	50W	E27 & E40	4200lm	Ø72 x 256
HP-5U-60W	60W	E27 & E40	5100lm	Ø88 x 265
HP-5U-70W	70W	E27 & E40	5900lm	Ø88 x 295
HP-8U-100W	100W	E40	9000lm	Ø125 x 310
HP-8U-120W	120W	E40	10200lm	Ø125 x 320

LED CORN LIGHTS



Replaceable Fan

High Power Lamps Supply Voltage: 100-250VAC Beam Angle: 360° PF>0.9

Code No Fan	Code Fixed Fan	Code Replaceable Fan	Watts	Lumen	Base	Size (mm)
FX-BL-20W-WW	-	HS-JN01-020-*	20W	1650lm	E27	Ø96x230
FX-BL-30W-WW	-	HS-JN01-030-*	30W	2500lm	E27	Ø96x250
FX-BL-40W-WW	-	HS-JN01-040-*	40W	3500lm	E40	Ø96x290
FX-BL-50W-CW	-	-	50W	4100lm	E40	Ø96x310
FX-BL-60W-WW	-	HS-JN01-060-*	60W	5800lm	E40	Ø96x340
FX-KBL-80W-CW	-	HS-JN01-075-*	75/80W	7200lm	E40	Ø117x350
FX-KBL-100W-*	HS-JN05-100-*	-	100W	9200lm	E40	Ø117x390
FX-KBL-120W-*	HS-JN05-120-*	-	120W	11000lm	E40	Ø117x430

*Add colour to code: ○ **CW** *(Cool White) 5500-6000K*, ○ **WW** *(Warm White) 3000K.*
For spare replacement fan use code: **HS-JN01-FAN**

©ACDC Dynamics

2-year warranty on all LED products & 1-year warranty on battery-operated products, unless specified.
LED warranty void without surge protection. Refer to page 24.135

LED COMPACT LAMPS

○ **WW** - 2700K
○ **CW** - 4200K



Code	LP-T48-2-0.6W	LP-T48-2-2W	LP-T48-2-4W	LP-T45-4-0.6W	LP-T45-4-1.4W
Wattage	0.6W	2W	4W	0.6W	1.4W
Base	E27	E27	E27	E27	E27
Lumens	45lm	150lm	300lm	45lm	105lm
Beam Angle	180°	180°	180°	180°	180°
*Add colour to code	**CW**	**CW**	**CW**	**CW**	**CW**

LED CORN

Supply Volts
230VAC

○ **WW** - 2700K
○ **CW** - 4200K
○ **DL** - 6000K



Code	SDES-906-*-*	SDES-911-*-*	SDES-915-*-*	SDES-930-*	FX-GRL-4.5W-*	FX-GRL-12.5W-*	FX-GRL-18W-*
Wattage	6W	11W	16W	30W	4.5W	12.5W	18W
*Base	**E27/B22**	**E27/B22**	**E27/B22**	E27	E27	E27	E27
Lumens	480lm	880lm	1280lm	3000lm	360-420lm	960-1050lm	1420-1500lm
Size (mm)	Ø38 x 113	Ø41 x 114	Ø43 x 160	Ø82 x 225	Ø32 x 103	Ø61 x 146	Ø84 x 157
*Add colour to code	**CW / DL**	**CW / DL**	**CW / DL**	**CW / DL**	**WW / CW**	**WW / CW**	**WW**

HP T-LAMPS

○ **WW** - 2700K
○ **CW** - 4200K
○ **DL** - 6500K

3Year Warranty



5W 10W 15W 20W 30W
40W 60W 80W 100W 150W

Non-Dimmable T-Lamps | 110V Lamp has Over Voltage Protection. Only operates between 110-140VAC

Code	Wattage	*Add Base to Code	Lumens	Supply Voltage	Size (mm)	*Add Colour to Code
TP-DL-5W-*	5W	E27	470lm	170-265VAC	Ø50 x 100	WW / CW
TP-DL-5W-CW 110V	5W	E27	470lm	110VAC	Ø50 x 100	CW
TP-DL-10W-*	10W	E27	870lm	170-265VAC	Ø60 x 119	WW/CW/DL
TP-DL-10W-CW 110V	10W	E27	870lm	110VAC	Ø60 x 115	CW
TP-DL-15W-*	15W	E27	1350lm	170-265VAC	Ø70 x 130	WW/CW/DL
XH-T95-20W-*-*	20W	*E27 / *B22	1600lm	170-230VAC	Ø80 x 145	WW / CW
TP-DL-20W-CW 110V	20W	E27	1600lm	110VAC	Ø80 x 142	CW
XH-T95-30W-*-*	30W	*E27 / *B22	2400lm	170-265VAC	Ø115 x 202	WW / CW
XH-T110-40W-*-*	40W	*E27 / *B22	3600lm	170-265VAC	Ø120 x 200	WW / CW
XH-T149-60W-*	60W	E40	4800lm	170-265VAC	Ø160 x 280	WW/CW/DL
XH-T135-80W-*	80W	E40	7200lm	170-265VAC	Ø151 x 255	WW/CW/DL
XH-T150-100W-*	100W	E40	9000lm	170-265VAC	Ø148 x 260	WW/CW/DL
XH-T158-150W-*	150W	E40	12000lm	170-265VAC	Ø160 x 288	WW/CW/DL

○ **WW** - 2700K
○ **CW** - 4200K
○ **DL** - 6500K



DTP L-BL-1001-40W

Dimmable T-Lamps

Code	Wattage	Base	Lumens	Supply Voltage	Size (mm)	*Add Colour to Code
DTP-DL-5W-*	5W	E27	300-350lm	230VAC	Ø58 x 144	WW / CW
DTP-DL-10W-*	8W	E27	650-700lm	230VAC	Ø68 x 165	WW / CW

Automatic Dim - Energy Saving mode or Regular Mode | Sensor Range 7m | Lamp will automatically dim down to save energy when no movement

L-BL-1001-40W	40W	E27 & E40	3500lm	100-240VAC	Ø100 x 218	DL(6500K)

○ **DL** - 6500K

3Year Warranty



L-BL 55W, 65W LES-ED120 80W, 100W

High Power Lamps

Code	Wattage	Base	Lumens	Supply Voltage	Size (mm)	Colour Temp.
L-BL-0490	55W	E27	4200lm	85-265VAC	Ø100 x 218	DL(6500K)
L-BL-0494	65W	E40	5400lm	85-265VAC	Ø100 x 300	DL(6500K)
LES-ED120-80W	80W	E40	8800lm	100-240VAC	Ø120 x 285	DL(6500K)
LES-ED120-100W	100W	E40	11000lm	100-240VAC	Ø120 x 285	DL(6500K)

2-year warranty on all LED products & 1-year warranty on battery-operated products, unless specified.
LED warranty void without surge protection. Refer to page 24.135.

©ACDC Dynamics

HP T-LAMPS

○ DL - 6500K

3Year Warranty



E27-E40 Adaptor



Optional Reflector



CRD
80/100W



HN-HB001
150/200W

High Power T-Lamps - Optional Reflector I Lamps supplied with E27-E40 Adaptor

Code	Wattage	Base	Lumens	Supply Voltage	Size (mm)	Colour Temp.
CRD-HP80W	80W	E27 & E40	7600lm	230VAC	Ø140 x 300	DL(6500K)
CRD-HP100W	100W	E27 & E40	9000lm	230VAC	Ø140 x 300	DL(6500K)
HN-HB001-150W	150W	E27 & E40	13500lm	230VAC	Ø160 x 325	DL(6500K)
HN-HB001-200W	200W	E27 & E40	18000lm	230VAC	Ø160 x 325	DL(6500K)

Accessories Code	Description
HN-HB001-REF	Optional Reflector for use with **HN-HB001-100W / 200W**
CRD-HP-REF	Optional Reflector for use with **CRD-HP80W / 100W**

○ DL - 6500K

3Year Warranty



HBL-CNL
65W, 85W, 105W



HN-HB001
65/85/105W

High Power Lamps

Code	Wattage	Base	Lumens	Supply Voltage	Size (mm)	Colour Temp.
HBL-CNL-65W	65W	E40	5400lm	230VAC	Ø145 x 225	DL(6500K)
HBL-CNL-85W	85W	E40	7200lm	230VAC	Ø170 x 275	DL(6500K)
HBL-CNL-105W	100W	E40	9500lm	230VAC	Ø190 x 275	DL(6500K)

High Power Lamp c/w Reflector - 230VAC I 6500K

HN-HB001-65W	65W	E40	5525lm	230VAC	Ø345 x 110	DL(6500K)
HN-HB001-85W	85W	E40	7225lm	230VAC	Ø400 x 300	DL(6500K)
HN-HB001-105W	100W	E40	8500lm	230VAC	Ø420 x 330	DL(6500K)

○ DL - 6500K

5 Year Warranty

130 lm/w



Lens Diffuser

High Power Industrial Lamps - E40 I 100 - 265VAC

Code	Wattage	Optic	Lumens	Size (mm)	Colour Temp.
RW-RS1-D-65-DL	65W	Diffuser	8450lm	Ø200 x 275	DL(6500K)
RW-RS1-D-100-DL	100W	Diffuser	13000lm	Ø200 x 275	DL(6500K)
RW-RS1-D-150-DL	150W	Diffuser	19500lm	Ø200 x 275	DL(6500K)
RW-RS1-L-65-DL	65W	90° Lens	8450lm	Ø200 x 238	DL(6500K)
RW-RS1-L-100-DL	100W	90° Lens	13000lm	Ø200 x 238	DL(6500K)
RW-RS1-L-150-DL	150W	90° Lens	19500lm	Ø200 x 238	DL(6500K)



LS-GL-100W-DL

120° Adjustable Light Panel - IP20 Input Voltage: 220-240VAC I 6000K I Material: Die-Cast Aluminium + PC Beam Angle 120° I CRI>80 I Colour Temp 5500K I Suitable for Garage, warehouse and office

Code	Wattage	Base	Lumens	Size (mm)
LS-GL-60W-DL	60W	E27	6000lm	232 x 214 x 100
LS-GL-100W-DL	100W	E27	10000lm	266 x 266 x 112

LED MODULES IP67

5Year Warranty



Input Voltage: 36VDC I 6063 Aluminium Alloy Material I Light transmittance is more than 95% I Standardized electrical interface, convenient to install I 6500K I Power Supply not Supplied.

Code	Wattage	Lumens	Current	Beam Angle	Size (mm)
MS02A-50-A	50W	6500lm	1500mA	145° / 100°	300 x 76 x 54
MS02A-50-B	50W	6500lm	1500mA	150° / 70°	300 x 76 x 54
MS02A-50-C	50W	6500lm	1500mA	90°	300 x 76 x 54
MS02A-50-D	50W	6500lm	1500mA	40°	300 x 76 x 54

Beam Angle:
A: 54° / 48°
B: 90° / 50°
C: 90°
D: 60°



Optical Design

©ACDC Dynamics

PAR 38 LED LAMPS

WW - 2700K
CW - 4000K



PAR 38 Colour & Anti Glare Lamps - Supply Voltage 220-240VAC

KL-PAR38-18W-*	18W	1200-1300lm	E27	40°	WW / CW
HS-PAR38-18W	18W	1200lm	E27	60°	R / BL / Y

WW - 2700K
CW - 4000K



Dimmable PAR 20 - Supply Voltage 220-240VAC I **IP65**

Lamp Code	Wattage	Lumens	Base	Beam Angle	*Add Colour to Code
DIM-PAR20-10W-*	10W	830-890lm	E27	60°	WW / CW

Dimmable PAR PAR 30 - Supply Voltage 220-240VAC I **IP65**

DIM-PAR30-12W-*	12W	930-1000lm	E27	120°	WW / CW

Dimmable PAR PAR 38 Narrow Angle - Supply Voltage 220-240VAC I **IP65**

LCM8106-60DIM-*	18W	1440lm	E27	60°	WW / CW

Dimmable PAR PAR 38 Wide Angle - Supply Voltage 220-240VAC I **IP65**

LCM8106-160DIM-*	18W	1440lm	E27	160°	WW / CW



PAR LED Colour - Supply Voltage 220-240VAC I **IP65**

PAR20-4407-*	6W	450lm	E27	42°	R / G / B / Y

PAR30 Colour

PAR30-4206-*	10W	800lm	E27	42°	R / G / B / Y

PAR38 Colour

PAR38-4306-*	15W	1300lm	E27	30°	R / G / B / Y

WW - 2700K
CW - 4000K



PAR Lamps - Supply Voltage 85-260VAC I **IP65** I Same shape as original PAR

LEDPAR20-*	5W	425lm	E27	60°	WW / CW / R / GN / BL / Y
LEDPAR30-*	9W	765lm	E27	60°	
LEDPAR38-12W-*	12W	1170lm	E27	60°	M *(Colour Changing)*



PAR 20 VARI FOCAL - Supply Voltage 110-240VAC I Colour Temperature 5000K I Variable Beam Angle

Code	Base	LED Qty/W	Total LED Watts	Lumen for CW	Lumen for WW	Beam Angle	Colour Temperature
LR20-04W01	E27	1 x 4W	4W	90-160lm	90-160lm	15-40°	5000K
LR20-10W01	E27	1 x 10W	10W	360-520lm	360-520lm	15-40°	5000K

Accessories

Code	Description
LR30-LHA-B22	Interchangeable adaptor from E27 to B22. For LR20 and LR30.



Special PAR30 - Supply Voltage 85-260VAC I Colour Temperature 5000K

Code	Base	LED Qty/W	Total LED Watts	Lumen for CW	Lumen for WW	Beam Angle	Colour Temperature
LR30-12W01	E27	3 x 4W	12W	± 600lm	± 600lm	45°	5000K
LR30-12W03	E27	3 x 4W	12W	± 600lm	± 600lm	15°	5000K

Lamps are supplied with E27 bases. The base can be changed to B22 with a lampholder adaptor.

Accessories

Code	Description
LHA-02	Interchangeable adaptor from E27 to B22. For LR20 and LR30.

WW - 2700K
CW - 4200K



PAR56 - 230VAC I **IP20**

Code	Base	LED Qty/W	Total LED Watts	Lumen for CW	Lumen for WW	Beam Angle	*Add Colour to Code
HS-PAR56-32-*	E27	16 x 2W	32W	±2600lm	±2400lm	120°	WW / CW



LED PAR38 Plant Grow - IP65

Code	Base	Watts	Lumen
LED-PAR38-12W-PG	E27	12W	171lm

• 75% Red, 25% Blue • The wave length for red is 662nm, for blue is 447nm

Mainly used in chicken farming.



Infrared PAR 38 Heat Lamp - 230VAC

Code	PAR38-IR-175W
Power	175W
Lamp Base	E27
Lamp Life	5000h



Heat Lamp Fitting

Code	HLF-01
Material	Bakelite
Size	Ø 145 x 180mm

2-year warranty on all LED products & 1-year warranty on battery-operated products, unless specified.
LED warranty void without surge protection. Refer to page 24.135.

©ACDC Dynamics

LED AR111 LAMPS

	Non - Dimmable		Coloured	Dimmable
○ WW - 2700K ○ CW - 4200K				
Code	**LEDAR111-12W-***	**MDS-AR111-12W-***	**LEDAR111-9W-***	**KL-AR111-15W-***
Wattage	12W	12W	9W	15W
Base	G53	GU10	GU10	GU10
Supply Voltage	12 -24VAC/DC	230VAC	230VAC	230VAC
Lumens	1000lm	1000lm	800lm	1275lm
Beam Angle	45°	120°	45°	40°
*Add colour to code	**WW / CW**	**WW / CW**	**R / GN/ BL / Y**	**WW / CW**

LED LAMPS 230VAC

Pygmy Lamps -2 Per Pack

○ WW - 2700K ○ CW - 4200K				 *BA15D*	 *BA15S*
Code	**SL-0.5W-E14/2**	**SL-2.5W-E14/2**	**LR-0.5W-E14-*/2**	**LR-0.5W-15D-*/2**	**LR-0.5W-15S-*/2**
Wattage	0.5W	2.5W	0.5W	0.5W	0.5W
Base	E14	E14	E14	BA15D	BA15S
Lumens	15lm	80lm	80lm	30-40lm	30-40lm
Size (mm)	Ø27 x 56	Ø27 x 68	Ø18.5 x 45	Ø18.5 x 45	Ø18.5 x 45
Colour	WW	WW	CW	CW	CW
	Supply Voltage: 230VAC		*Add Voltage to Code: **12**VAC/DC, **24**VAC/DC, **110VAC**, **230VAC**		

Lamps

NEW

					
Code	**LR-1W-E14 230VAC/2**	**LR-1W-15S 230VAC/2**	**LR-1W-E14 12V/2**	**LR-1W-15S 12V/2**	**LR-1W-15D 12V/2**
Wattage	1W	1W	1W	1W	1W
Base	E14	BA15S	E14	BA15S	BA15D
Lumens	80lm	80lm	80lm	80lm	80lm
Size (mm)	18,5 x 45mm	18,5 x 45mm	18,5 x 45mm	18,5 x 45mm	18,5 x 45mm
Colour	4000K	4000K	4000K	4000K	4000K

Pygmy Lamps Colour

			 *BA15D* 2 Pack
Code	**LED-E14-*-***	**P19S-E2701*-***	**LM-LED*-*/2**
Wattage	2.7W	1.3W	2W
Base	E14	E27	BA15D
Lumens	300lm	117lm	180lm
Size (mm)	Ø31 x 79	Ø37 x 65	Ø22 x 54
Volts	*Add Voltage to Code: **12**VAC/DC, **24**VAC/DC, **110VAC**, **230VAC**		*Add Voltage to Code: **12**VDC, **24**VDC, **110VAC**, **230VAC**

*Add colour to code: ○ **W** *(White)*, ● **R** *(Red)*, ● **GN** *(Green)*, ● **BL** *(Blue)*, ● **Y** *(Yellow)*

NEW

PYGMY - INCANDESCENT

	Fridge 	Oven 300°C 	Oven 300°C 	Oven 300°C 	Oven 300°C 
Code	**FPL-15W-E14**	**OPL-15W-E14**	**OPL-25W-E14**	**OPL-40W-E14**	**OPL-40W-E27**
Wattage	15W	15W	25W	40W	40W
Base	E14	E14	E14	E14	E27
Lumens	150lm	150lm	250lm	400lm	400lm
Size(mm)	Ø26 x 56	Ø25 x 55	Ø25 x 55	Ø75 x 45	Ø45 x 73
Colour	2700K	2700K	2700K	2700K	2700K

©ACDC Dynamics

2-year warranty on all LED products & 1-year warranty on battery-operated products, unless specified.
LED warranty void without surge protection. Refer to page 24.135

LED LAMPS

G9 LED Lamps

Supply Volts 230VAC

- ○ **WW** - 2700K
- ○ **CW** - 4200K

Code	G9-2W-*/2	G9-3W-*/2	SG9-5W-*/2	DIM-G9-3W-WW/2
	2 per pack	2 per pack	2 per pack	2 per pack Dimmable
Watts	2W	3W	5W	3W
Lumen	200lm	320lm	380lm	300lm
Size (mm)	Ø16 x 48	Ø23 x 63	Ø16 x 60	Ø19 x 55
*Add colour to code	**WW / CW**	**WW / CW**	**WW / CW**	**WW**

JC LED Lamps

Supply Volts 12V

- ○ **WW** - 2700K
- ○ **CW** - 4200K

Code	JC-0.6W-*/2	JC-1.3W-*/2	JC-1.5W-*/2	JC-2W-*/2	DIM-JC-1.5W-*/2
	2 / blister pack	2 / blister pack	2 / blister pack	2 / blister pack	2 per pack Dimmable
Watts	0.6W	1.3W	1.5W	2W	1.5W
Lumen	40lm	80lm	100lm	150lm	120lm
Size (mm)	Ø10 x 33	Ø12 x 31	Ø14 x 31.5	Ø14 x 31.5	Ø12 x 31
*Add colour to code	**WW / CW**	**WW / CW**	**WW / CW**	**WW / CW**	**WW / CW**

G4 LED Lamps

- ○ **WW** - 2700K
- ○ **CW** - 4200K

Code	G4-1W-*/2	G4-2.3W-*/2	G4-3W-*/2	G4-2.3W-*/2 230	SHL-G4-1.5W-*/2	SHL-G4-3W-*	DIM-G4-2W-*/2
	2 / blister pack 12V	2 / blister pack 12V	2 / blister pack 12V	2 / blister pack 230V	2 / blister pack 12V	1 / blister pack 12V	2 per pack Dimmable
Power	1W	2.3W	3W	2.3W	1.5W	3W	2W
Lumen	50lm	210lm	270lm	210lm	160lm	230lm	200lm
Size (mm)	Ø10 x 35	Ø16 x 44	Ø16 x 44	Ø16 x 44	Ø10 x 36	Ø16 x 45	Ø16 x 44
*Add colour to code	**WW / CW**	**WW / CW**	**WW / CW**	**WW / CW**	**WW / CW**	**WW / CW**	**WW / CW**

G4 LED Lamps

Supply Volts 8-30VAC

- ○ **WW** - 2700K
- ○ **CW** - 4200K

G12 LED Lamps

Code	EL-G4-1/2	EL-G4-2/2	EL-G4-4/2	HL-G12-10W-*	HL-G12-10W-*/230
		Side Pins	Bottom Pins	12V	230V
Power	1.2W	1.5W	1.8W	10W	10W
Lumen	70lm	100lm	120lm	1200lm	1200lm
Size (mm)	Ø23	Ø28	Ø32	Ø26 x 118	Ø26 x 118
*Add colour to code	CW (4000K)	CW (4000K)	CW (4000K)	**WW / CW**	**WW / CW**

LED RETROFIT R7s LAMPS

- ○ **DL** - 6000K

Code	R7S-LED-15W	LED-R7S-5W	LED-R7S-8W	LED-R7S-10W	LED-R7S-15W
	R7s Lamps	**R7s Lamps** - 360° Beam Angle NEW		NEW	NEW
Wattage	15W	5W	8W	10W	15W
Base	R7s	R7s	R7s	R7s	R7s
Lumens	1450lm	500lm	900lm	1100lm	1650lm
Size (mm)	189	Ø13 x 78	Ø13 x 118	Ø13 x 118	Ø13 x 118

2-year warranty on all LED products & 1-year warranty on battery-operated products, unless specified.
LED warranty void without surge protection. Refer to page 24.135.

©ACDC Dynamics

LED PL LAMPS

Supply Volts: 220-240VAC

- WW - 2700K
- CW - 4200K
- DL - 6000K



Driver



Code	FBPL-6DW-*	FBPL-8DW-*	FBPL-10DW-*	LEDPL-5W-*	LEDPL-10W-*	LEDPL-12W-*	LEDPL-15W-*
Wattage	6W	8W	10W	5W	10.5W	12W	15W
Lumen	560lm	750lm	940lm	425lm	900lm	1100lm	1400lm
Base	G24d	G24d	G24d	G24d	G24d	G24d	G24d
Size (mm)	Ø35 x L145	Ø35 x L166	Ø35 x L181	Ø44 x 98	Ø34 x 150	Ø35 x 140	Ø35 x 140
*Add colour to code	6000K	6000K	6000K	WW / CW / DL	WW / CW / DL	CW / DL	CW / DL

*Add - '**EM**' to code for Emergency PL Lamp. c/w driver. 3 Hr backup. eg **FBPL-10DW-EM**

LED PLL LAMPS

- WW - 2700K
- CW - 4200K



LED PLL Lamp Series

Code	PLL-226-8W-*	PLL-321-16W-*	PLL-415-20W-*	PLL-541-25W-*
Watts	8W	16W	20W	25W
Voltage	AC100-240V	AC100-240V	AC100-240V	AC100-240V
Lumen	675lm	1380lm	1700lm	2120lm
Size (mm)	Ø41.4 x L210.1	Ø41.4 x L404.1	Ø41.4 x L526.1	Ø41.4 x L526.1
*Add colour to code	WW / CW	WW / CW	WW / CW	WW / CW

LED RETROFIT MODULES

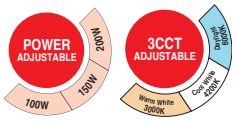

NEW



CCT and Power Adjustable Magnetic LED Module - Input Voltage: 230VAC I Power Adjustable I CCT Adjustable 3000-6000K

Code	Wattage	Lumens	Size (mm)	* Add Colour to code
CP-FD-12/18/24W-CCT	12/18/24W	100lm/W	Ø170	Colour Temp Adjustable
CP-FD-24/30/36W-CCT	24/30/36W	100lm/W	Ø223	

- WW - 2700K
- CW - 4200K
- DL - 6000K



Magnetic LED Module for Bulkheads - Input Voltage: 230VAC

Code	Power	Lumens	Size (mm)	* Add Colour to code
CP-FD-9W-*	9W	680lm	Ø130 x 24	WW / CW / DL
CP-FD-18W-*	18W	1350lm	Ø170 x 24	WW / CW / DL

- CW - 4200K
- DL - 6500K





Universal LED Module - Input Voltage: 230VAC I Simple Retrofit Solution I 160° Beam Angle I Driver less I 3 Mounting Options; Magnetic, Screws, Double sides heat conductive tape (Tape Included)

Code	Wattage	Lumens	Size (mm)	* Add Colour to code
H-HB-12W-*	12W	1150lm	80 x 80	CW / DL
H-HB-24W-*	24W	2300lm	80 x 160	CW / DL
H-HB-36W-*	36W	3500lm	140 x 140	CW / DL
H-HB-45W-*	45W	4300lm	170 x 170	CW / DL

EMG

NEW



EMG LED Magnetic Module - Input Voltage: 100-240VAC I Wired Connection I Charge Time: 13hrs I EMG time 3hrs I 3.6Ah Battery

Code	Power	Lumens	Size (mm)	* Add Colour to code
EMG-CL-18W-DL	18W	1800lm Normal 400lm EMG	Ø130 x 24	DL
EMG-CL-24W-DL	24W	2400lm Normal 400lm EMG	Ø170 x 24	DL

EMG



EMG LED 2D Type - Input Voltage: 230VAC I EMG Time: 3-4hrs I Base: GR8

Code	Wattage	Lumens	Size (mm)	* Add Colour to code
2D-LEMG-16W-*	16W	1700lm	200x200x31	WW / CW

©ACDC Dynamics

2-year warranty on all LED products & 1-year warranty on battery-operated products, unless specified.
LED warranty void without surge protection. Refer to page 24.135

SMART CONTROLLABLE LED LAMPS



Dimmable and Colour Change Lamps - c/w 24 Key Remote

Code	Colour	Base	Watts	Volts
HS-MR16-RGB 12V	Multi Colour Changing	GU5.3 (MR16)	3W	12VAC/DC
HS-GU10-RGB/W	Multi Colour Changing + White	GU10	5W	110-265VAC





Bluetooth or WIFI LED Speaker Lamps - Input Voltage: 100-240VAC I E27 base I True Wireless Stereo I Smart Device Control I App for IOS & Andriod







Code	LMS-20	LMS-40
Description	**Bluetooth LED Speaker -** Master & Slave	**WIFI Speaker -** Single Speaker I Multiple speakers can be grouped in app for True Stereo
LED Watts	9W	7W
LED Lumens	600lm	450lm
Colour Temp	2700K - Warm White	2700K - Warm White
Light Beam Angle	120°	120°
Audio Power	15 Watts (Max.) @ 4ohm	15 Watts (Max.) @ 4ohm
Speaker	2" Full Range	2" Full Range
Maximum SPL	90dB (93dB for Master Speaker + Slave Speaker)	90dB
Communication Type	Bluetooth V4.0, Dual Mode	WiFi 2.402 - 2.480 GHz



Adjustable Colour Temperature LED Lamps - Flick Switch off/on to change from one colour temperature to the next. Supply Volts: 220-240VAC

Code	Wattage	Base	Lumen	Beam Angle
CTA-A60-9W-E27	9W	E27	750lm	180°
CTA-A60-12W-E27	12W	E27	900lm	180°

Adjustable: 3000K - Warm White ; 4200K - Cool White ; 6500K - Daylight

NEW

SMART WIFI LED BULB





Input Voltage: 230VAC I Smart Bulb gives you the ability to control lighting in your home remotely, group and set your room atmosphere for different occasions with your smart Phone.

Code	Wattage	Lumens	Base
AS-WF-A60-*	10W	800lm	E27 / B22
AS-WF-GU10-5W	5W	330lm	GU10

* Add Base to code: **E27**, **B22**

works with the Google Assistant
WORKS WITH amazon alexa

2-year warranty on all LED products & 1-year warranty on battery-operated products, unless specified.
LED warranty void without surge protection. Refer to page 24.135.

©ACDC Dynamics

SMART CONTROLLABLE LED LAMPS



YZY-LB-6WR Kit

Note: The **YZY-LB-6WBB** lamps are only compatible with the **YZY-LB-6WRR** remote.

Colour Temperature Adjustable Daylight to Warm White and Dimmable



Remote Controlled Lamps - Colour temperature adjustment & dimmable

Supply voltage: 85-265VAC I Lamps are dimmable from 0-100%. Colour Temp can be set from warm white to daylight (2700K-7000K) I Night light function, lamps can be controlled individually or in a group.

Code	Description
YZY-LB-6WR	Starter kit including two **YZY-LB-6WBB** lamps and one **YZY-LB-6WRR** remote control.
YZY-LB-6WBB 	6W LED lamp, dimmable and colour temperature adjustable. 510-560lm: Dependant on the colour temperature. Can be paired with 4 remotes. Can be added to the kit. No limit of number of lamps per Remote Control.
YZY-LB-6WRR 	Remote control. Functions: ON/OFF, dimmer and colour temperature adjustment. Can control individual lamps or groups of lamps depending on setup. Can be paired with an unlimited amount of lamps.



1201RGBW

IR Adjustable Colour Temperature LED Lamp

Supply Volts: 220-240VAC

Code	Description	Lamp Wattage	Lumen	Lamp Colour	Size (mm)
1201RGBW	IR controlled LED lamp	7W	580lm	RGB + 2700-6500k	Ø68 x 119

Lamp Settings



WiFi Control



1201RGBW-WF

WiFi Adjustable Colour Temperature LED Lamp

Supply Volts: 220-240VAC

Code	Description	Lamp Wattage	Lumen	Lamp Colour	Size (mm)
1201RGBW-WF	WIFI and IR controlled LED lamp.	7W	470lm	RGB + 2700-6500K	68 x 119
1203RGBW-2S-WF	WIFI and IR controlled LED lamp with Bluetooth speaker.	12W	650lm	RGB + 2700-6500K	73 x 132

WiFi Control



1203RGBW-2S-WF



Lamps are grouped by Room and can be controlled as groups or individually



Easily selectable moods for different occasions



Manually selectable single colours and preset colour changing programs



Manually adjustable colour temperature and brightness



Programmable time delays and alarms

FLAME SIMULATION LED LAMP



Input Voltage: 85-265VAC I Dynamic Moving Flame I Static On & Flame Effect Controlled by Switch

Code	Wattage	Lumens	Colour Temp	Base	Dimensions
LED-FLAME-E27	5W	250-499lm	1300K/1800K	E27	Ø80 x 134mm



©ACDC Dynamics

ENERGY SAVING LAMPS & HOLDERS

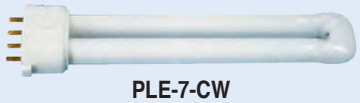
PLE-7-CW

Code	Wattage	Base	Length	Base Code
PLE-7-*	7W	2G7	122mm	BCF-2G7
PLE-9-*	9W	2G7	152mm	BCF-2G7
PLE-11-*	11W	2G7	222mm	BCF-2G7

*Add to code: ○ **WW** (Warm White, 2700K), ○ **CW** (Cool White, 4000K)



BCF-2G7


NB5025-18-CW

NB5025-18-*		18W	2G11	227mm	BCF-2G11
NB5025-24-*		24W	2G11	322mm	BCF-2G11
NB5025-36-*		36W	2G11	417mm	BCF-2G11
NB5025-55-*		55W	2G11	542mm	BCF-2G11

*Add to code: ○ **WW** (Warm White, 2700K), ○ **CW** (Cool White, 4000K), ○ **D** (Daylight, 6500K)



BCF-2G11


2D-16-CW

2D-16-*	*(2 Pin)*	16W	GR8	139mm	BCF-GR8
2D-16-4P-CW	*(4 Pin)*	16W	GR10q	139mm	BCF-GR10q
2D-21-*	*(2 Pin)*	21W	GR8	139mm	BCF-GR8
2D-28-*	*(2 Pin)*	28W	GR8	202mm	BCF-GR8
2D-28-4P-*	*(4 Pin)*	28W	GR10q	202mm	BCF-G10q

*Add to code: ○ **WW** (Warm White, 2700K), ○ **CW** (Cool White, 4000K)


BCF-GR8


BCF-GR10q

FLUORESCENT LAMPS


FLT5 Range


FLT8 Range & Butcher Lamps


FLT8-36-R


FLT12 65W

FLT12 75W


FLT5 UV Range

T5 Lamps

Code	Colour Temp.	Type	Length	Watts	Lumen
FLT5-6-CW	4000K	T5	225mm	6W	240lm
FLT5-8-CW	4000K	T5	300mm	8W	380lm
FLT5-13-CW	4000K	T5	517mm	13W	1010lm
FLT5-14-CW	4000K	T5	563mm	14W	1200lm
FLT5-14-DL	6500K	T5	563mm	14W	1200lm
FLT5-21-CW	4000K	T5	863mm	21W	1870lm
FLT5-28-CW	4000K	T5	1163mm	28W	2600lm
FLT5-28-O-CW (Osram)	4000K	T5	1163mm	28W	2600lm
FLT5-28-DL	6500K	T5	1163mm	28W	2600lm
FLT5-32-CW	4000K	T5	1210mm	32W	3300lm
FLT5-35-CW	4000K	T5	1449mm	35W	3135lm
FLT5-35-DL	6500K	T5	1449mm	35W	3135lm
FLT5-49-CW	4000K	T5	1449mm	49W	4000lm
FLT5-54-CW	4000K	T5	1149mm	54W	4200lm
FLT5-54-CDL	6500K	T5	1149mm	54W	4200lm
FLT5-80-CW	4000K	T5	1449mm	80W	7000lm
FLT5-80-SW	8000K	T5	1449mm	80W	6500lm

Black Ultra Violet Lamps - 3000h life (Osram Lamps)

Code	Base	Type	Length	Watts	Lumen
FLT5-6UV	G5	T5	225mm	6W	-
FLT5-8UV	G5	T5	300mm	8W	-
FLT8-18UV	G13	T8	2FT	18W	-
FLT8-36UV	G13	T8	4FT	36W	-

Butcher Lamps – (Osram Lamps)

L30W/76	G13	T8	3FT	30W	1300lm
L36W/76	G13	T8	4FT	36W	1800lm
L58W/76	G13	T8	5FT	58W	2850lm

T8 Lamps

Code	Colour Temp.	Type	Length	Watts	Lumen
FLT8-10-CW	4000K	T8	1FT	10W	650lm
FLT8-15-DL	6500K	T8	450mm	15W	900lm
FLT8-18-CW	4000K	T8	2FT	18W	1100lm
FLT8-18-DL	6500K	T8	2FT	18W	1100lm
FLT8-18-WW	2700K	T8	2FT	18W	1100lm
FLT8-30-CW	4000K	T8	3FT	30W	2350lm
FLT8-36-*	-	T8	4FT	36W	3350lm
FLT8-36-DL-PH (Phillips)	6500K	T8	4FT	36W	3350lm
FLT8-58-*	-	T8	5FT	58W	5200lm

*Add colour temp. to code: **SNW** (*Snow White - 12000K*), **WW** *(Warm White - 2700K)*, **CW** *(Cool White - 4000K)*, **DL** *(Daylight - 6500K)*,**SW** (*Skywhite - 8000K*)

T8 Coloured Lamps

FLT8-36-*	●Y	T8	4FT	36W	2800lm
FLT8-58-*	●R, ●Y, ●G	T8	5FT	58W	4100lm

T8 Triphosphour Lamps

FLT8-18-WW-TRI	2700K	T8	2FT	18W	1100lm
FLT8-36-WW-TRI	2700K	T8	4FT	36W	2800lm
FLT8-58-WW-TRI	2700K	T8	5FT	58W	4800lm

T8 Energy Saving Lamps

FLT8-ES23W-DL	6500K	T8	5FT	23W	1900lm
FLT8-ES37W-DL	6500K	T8	5FT	37W	3215lm

c/w special starter I Only for use with magnetic switchgear

T12 Lamps

FLT12-75-CW	4000K	T12	8FT	75W	6600lm

BLACK LIGHTS (UV LAMPS)


UV2U


UV3U


UVPL

For UV LED Floodlight see page 24.26

Energy Saving Black Lights - E27

Code	Wattage	Size (mm)
UV2U-11	11W	165 x Ø 45
UV3U-15	15W	140 x Ø 50
UV3U-20	20W	155 x Ø 50
UV3U-25	25W	170 x Ø 50

PL Lamps

Code	Wattage	Base
UVPL-9	9W	G23
UVPL-13	13W	G23
UVPLC-13	13W	G24d1
UVPLC-18	18W	G24d2
UVPLC-26	26W	G24d3

2-year warranty on all LED products & 1-year warranty on battery-operated products, unless specified.
LED warranty void without surge protection. Refer to page 24.135.

©ACDC Dynamics

METAL HALIDE LAMPS

	Double Ended		G12 Single Ended			Tubular	
							
Code	**HQI-TS-70W**	**HQI-TS-150W**	**HCI-T-35W**	**HCI-T-70W**	**HCI-T-150W**	**HQI-T-250W**	**HQI-T-400W**
Power	70W	150W	35W	70W	150W	250W	400W
Current	1A	1.80A	0.5A	1.0A	1.2A	3.0A	4.1A
Finish	Clear	Clear	Clear	Clear	Clear	Clear	Clear
Lamp base	RX7s	RX7s	G12	G12	G12	E40	E40
Lumen	5800lm	13000lm	3400lm	6800lm	10500lm	20000lm	36000lm
Colour Temp.	Natural Daylight 4200K		Natural Daylight 4200K			Natural Daylight 4200K	

	Elliptical			1000W		Double Ended	
							
Code	**HQI-E-150W**	**HQI-E-250W**	**HQI-E-400W**	**HQI-T-1000W**	**HQI-T-2000W**	**HQI-TS-1000**	**HQI-TS-2000**
Power	150W	250W	400W	1000W	2000W	1000W	2000W
Current	1.8A	2.1A	3.7A	9.7A	10.3A	8.6A	11.3A
Finish	Coated	Coated	Coated	Clear	Clear	Clear	Clear
Lamp base	E27	E40	E40	E40	E40	X528	X528
Lumen	12100lm	21500lm	40000lm	90000lm	220000lm	85000lm	230000lm
Colour Temp.	4200K	4200K	4200K	4400K	4200K	7250K	6100K

HIGH PRESSURE SODIUM LAMPS

Tubular					
					
Code	**NAV-T-70W**	**NAV-T-150W**	**NAV-T-250W**	**NAV-T-400W**	**NAV-T-1000W**
Power	70W	150W	250W	400W	1000W
Current	1A	1.80A	3A	4.50A	10.6A
Finish	Clear	Clear	Clear	Clear	Clear
Lamp base	E27	E40	E40	E40	E40
Lumen	6600lm	17500lm	33200lm	56500lm	130000lm

Elliptical					Internal Ignitor
					
Code	**NAV-E-70W**	**NAV-E-150W**	**NAV-E-250W**	**NAV-E-400W**	**NAV-E-70W-I**
Power	70W	150W	250W	400W	70W
Current	1A	1.80A	3A	4.40A	0.98A
Finish	Coated	Coated	Coated	Coated	Coated
Lamp base	E27	E40	E40	E40	E27
Lumen	6300lm	17000lm	31600lm	56500lm	5800lm

©ACDC Dynamics

MERCURY VAPOUR LAMPS

Elliptical






Code	HQL-80W	HQL-125W	HQL-250W	HQL-400W
Power	80W	125W	250W	400W
Current	0.80A	1.2A	2.1A	3.2A
Finish	Coated	Coated	Coated	Coated
Lamp base	E27	E27	E40	E40
Lumen	4000lm	6800lm	14000lm	24000lm

MERCURY BLENDED LAMPS

Elliptical





Code	HWL-160	HWL-250	HWL-500
Power	160W	250W	500W
Current	0.80A	1.20A	2.40A
Finish	Coated	Coated	Coated
Lamp base	E27	E40	E40
Lumen	3100lm	5600lm	14000lm

HID LAMPS - ACDC


G12

MD

MT

MTE

ST

SD

SE

Watts	Metal Halide (MH) Code				High Pressure Sodium (HPS) Code		
	G12	Rx7s	Tubular	Elliptical	ST (Rx7s)	Tubular	Elliptical
50W	G12-50-230VAC	–	–	–	–	–	–
70W	G12-70 230VAC	MD-70	–	MTE-70-E27	ST-70	SD-70-E27 SD-70I-E27†	–
100W	–	–	–	MTE-100-E27	–	SD-100-*	–
150W	G12-150 230VAC	MD-150	–	MTE-150-E27	ST-150	SD-150-E27	SE-150-E40
250W	–	–	MT-250-E40	MTE-250-E40	–	SD-250-E40	SE-250-E40
400W	–	–	MT-400-E40	MTE-400-E40	–	SD-400-E40	SE-400-E40
1000W	–	–	MT-1000-E40	MTE-1000-E40	–	SD-1000-E40	SE-1000-E40

*Add base to code: **E27** or **E40**
†High pressure sodium with internal igniter

Colour							
150W	–	MD-150-*	–	–	–	–	–
400W	–	–	JLZ400W-BL	–	–	–	–

* Add colour to code: ● **BL** *(Blue)*, ● **GN** *(Green)*


QE

NEW

Mercury Vapour			
QE-80	80W	3240lm	E27
QE-125	125W	5512.5lm	E27
QE-250	250W	11025lm	E40
QE-400	400W	21000lm	E40


QB

Mercury Vapour Blended			
QB-160	160W	3100lm	E27
QB-250	250W	5600lm	E40
QB-500	500W	14000lm	E40

MD-(HQI-TS); **MT**-(HQI-T); **MTE**-(HQI); **SD**-(NAV-TS); **SE**-(NAVE); **QE**-(HQL); **QB**-(Mercury Vapour blended lamps)
Expected lamp life 5000hrs; Lamps to be used with relevant control gear.

2-year warranty on all LED products & 1-year warranty on battery-operated products, unless specified.
LED warranty void without surge protection. Refer to page 24.135.

©ACDC Dynamics

LED FLOODLIGHTS

2 Year Warranty

DAY / NIGHT SENSOR

Optional



LED Economical Floodlights - IP65 | Supply Voltage: 220-240VAC | Beam Angle: 120° | With 3 x MOV's | SMD Chipsets

Code	Code With Day/Night Sensor	Wattage	Lumens	Size (mm)
FL-10W-*	DNFL-10W-CW	10W	800lm	95 x 85 x 25
FL-20W-*	DNFL-20W-CW	20W	1600lm	120 x 100 x 30
FL-30W-*	DNFL-30W-CW	30W	2400lm	150 x 120 x 30
FL-50W-*	DNFL-50W-CW	50W	4000lm	200 x 150 x 30
FL-100W-*	DNFL-100W-CW	100W	8000lm	250 x 180 x 30
FL-150W-CW	DNFL-150W-CW	150W	12000lm	270 x 210 x 34
NEW FL-200W-CW	DNFL-200W-CW	200W	16000lm	250 x 300 x 40

*Add colour to code: ○ **WW** *(Warm White)* 3000K, ○ **CW** *(Cool White)* 5500-6000K

NEW	FL-400W-*	-	400W	32000lm	490 x 370 x 50
NEW	FL-500W-DL	-	500W	42500lm	695 x 320 x 40

*Add colour to code: ○ **CW** *(Cool White)* 4200K, ○ **DL** *(Daylight)* 6000K

3CCT ADJUSTABLE — Warm White 3000K — Cool White 4200K — Daylight 6000K

NEW



3 Year Warranty

LED BK02 Low Profile Floodlights - IP65 | Supply Voltage: 180-265VAC | Beam Angle: 90° | Colour Temp: 6000K | CRI > 80 | 30 000hrs | Surge Protection: 10-20W 2kV, 20-100W 4kV, 150W 6kV, 200W 8kV | Aluminium Body

Code	Wattage	Lumens	Size (mm)
BK02-10W-*	10W	1000lm	107 x 84 x 16
BK02-20W-*	20W	2000lm	101 x 141 x 18
BK02-30W-*	30W	3000lm	128 x 177 x 19
BK02-50W-*	50W	5000lm	164 x 222 x 19
BK02-100W-*	100W	10000lm	215 x 291 x 19
BK02-150W-*	150W	15000lm	231 x 337 x 26
BK02-200W-*	200W	20000lm	281 x 393 x 38

*Add olour to code: ○ **WW** *(Warm White)* 3000K, ○ **DL** *(Daylight)* 6000K, **CCT** (3000k,4200K,6000k)

NEW

5 Year Warranty



LED IK02 Low Profile Floodlights - IP65 | Supply Voltage: 100-260VAC | Beam Angle: 90° | Colour Temp: 6000K | CRI > 80 | 50 000hrs | 5kV Surge Protection | Aluminium Body

Code	Wattage	Lumens	Size (mm)
IK02-2-100W-DL	100W	11000lm	236 x 203 x 26
IK02-2-150W-DL	150W	16500lm	276 x 231 x 30
IK02-2-200W-DL	200W	22000lm	266 x 312 x 31
IK02-2-400W-DL	400W	44000lm	440 x 590 x 20

5 Year Warranty



Sky 2.0 Floodlights - IP65 | Input Voltage: 230VAC | Driver on Board | Beam Angle: 90˚ | Removable cable entry for easy installation | Cable not supplied | SMD Chipset

Code	Wattage	Lumens	Size (mm)
YT-NP-FL16-10W-*	10W	900lm	90 x 65 x 45
YT-NP-FL16-20W-*	20W	1800lm	100 x 70 x 45
YT-NP-FL16-30W-*	30W	2700lm	136 x 95 x 45
YT-NP-FL16-50W-*	50W	4500lm	180 x 126 x 37
YT-NP-FL16-100W-*	100W	9000lm	210 x 147 x 37
NEW YT-NP-FL16-150W-*	150W	13500lm	231 x 337 x 38
NEW YT-NP-FL16-200W-*	200W	18000lm	281 x 393 x 38

*Add Colour to Code: ○ **WW** *(Warm White)* 3000K, ○ **CW** *(Cool White)* 5500-6000K

©ACDC Dynamics

2-year warranty on all LED products & 1-year warranty on battery-operated products, unless specified.
LED warranty void without surge protection. Refer to page 24.135

LED SPORT FLOODLIGHTS



75-100W 150-200W 200-400W

LED Stadia Floodlight - IP66 I Input Voltage: 100-277VAC I 140lm/W I RA80 I PF > 0.9 I Beam Angles 30˚ / 60˚ / 90˚ / 80˚ x 140˚ I Colour Temperature: 6000K I Ideal for Highmast lighting & Sport facilities

Code	Wattage	Lumens	Size (mm)
YT-NP-FL07-75W-*	75W	10125lm	365 x 310 x 60
YT-NP-FL07-100W-*	100W	13500lm	365 x 310 x 60
YT-NP-FL07-150W-*	150W	20250lm	365 x 365 x 60
YT-NP-FL07-200W-*	200W	27000lm	365 x 420 x 60
YT-NP-FL07-300W-*	300W	40500lm	387 x 590 x 63
YT-NP-FL07-400W-*	400W	54000lm	387 x 590 x 63

* Add Beam Angle to Code: **N***(30°)*, **M***(60°)*, **W***(90°)*, **MW***(80° x 140°)*. Only Stocking **W***(90°)* other Beam Angles on Request only.

NEW



G2 Stadium Floodlights - IP66 I Input Voltage: 100-277VAC I 5500K I CRI >70 I 30°/45°/80° (150lm/W) I 15° (130lm/W) I c/w 10kV SPD I Operating Temp.: -40°C to 50°C I Remote Gear I Glare Control Lens I Applications: Stadiums, Arenas, Golf Courses, Courts I Available in 15°, 30°, 45°, 80° Beam Angles

Code	Wattage	Lumens	Size (mm)
ST-RSL-500W-*	500W	75 000lm	Ø410 x 236
ST-RSL-600W-*	600W	90 000lm	Ø410 x 236
ST-RSL-800W-*	800W	120 000lm	Ø510 x 236
ST-RSL-1000W-*	1000W	150 000lm	Ø510 x 236
ST-RSL-1200W-*	1200W	180 000lm	Ø510 x 236

* Add Beam Angle to Code: **15** (15°), **30** (30°), **45** (45°), **80** (80°)



LED Stadium Floodlights - IP65 Input Voltage: 100-277VAC I Phillips LumiLEDs I Meanwell Driver I Colour Temp: 5500K I Ideal for Stadium Lighting

Code	Wattage	Lumens	Beam Angle	Size (mm)
FA-480-30	480W	52 200lm	30°	630 x 500 x 285
FA-720-30	720W	82 800lm	30°	885 x 500 x 285
FA-960-30	960W	110 400lm	30°	1145 x 500 x 285
FA-480-60X100	480W	52 200lm	60° x 100°	630 x 500 x 285
FA-720-60X100	720W	82 800lm	60° x 100°	885 x 500 x 285
FA-960-60X100	960W	110 400lm	60° x 100°	1145 x 500 x 285
FB-480-120	480W	60 000lm	120°	630 x 500 x 285
FB-720-120	720W	90 000lm	120°	885 x 500 x 285
FB-960-120	960W	120 000lm	120°	1145 x 500 x 285

Accessories

Code	Description
FA-AIM	Laser Aiming device for LED Floodlight

LED MODULAR FLOODLIGHTS



LED Adjustable Floodlights - IP65 Input Voltage: 100-277VAC
Colour Temp: 6500K I Modular and adjustable I Suitable for Sports Fields, Warehouses, Gymnasiums, Workshops, Gas Stations, Toll Stations, Parking Areas, etc.

Code	Wattage	Lumens	Size (mm)
HBB-HD-C1	50W	7000lm	310 x 85 x 120
HBB-HD-C2	100W	14000lm	310 x 176 x 120
HBB-HD-C3	150W	21000lm	310 x 267 x 120
HBB-HD-C4	200W	28000lm	310 x 360 x 120
HBB-HD-C6	300W	42000lm	310 x 542 x 120
HBB-HD-C8	400W	56000lm	310 x 726 x 120
HBB-HD-C10	500W	70000lm	310 x 910 x 120
HBB-HD-C12	600W	84000lm	610 x 542 x 120
HBB-HD-C16	800W	112000lm	610 x 726 x 120
HBB-HD-C20	1000W	140000lm	610 x 910 x 120

2-year warranty on all LED products & 1-year warranty on battery-operated products, unless specified.
LED warranty void without surge protection. Refer to page 24.135.

©ACDC Dynamics

LED FLOODLIGHTS



200W, 320W | 150W, 180W | 400W

LED High Quality Floodlights - IP65 | Supply Voltage: 85-265VAC | LED Floodlights above 100W are supplied with Meanwell Drivers | Designed for industrial applications

Code	Wattage	Lumens	Size (mm)	Spare Driver
GY670S-150W-*	150W	15000lm	451 x 311 x 202	DRV-GY670S-150W
GY670S-180W-*	180W	18000lm	451 x 311 x 202	DRV-GY670S-180W
GY670S-200W-*	200W	20000lm	525 x 365 x 185	DRV-GY670S-200W
GY670S-320W-*	320W	32000lm	525 x 365 x 185	DRV-GY670S-320W
GY670S-400W-*	400W	40000lm	580 x 320 x 190	DRV-GY670S-400W

*Add colour to code: ○ **WW** *(Warm White)* 3000K, ○ **CW** *(Cool White)* 5500-6000K



LED Asymmetrical Floodlights - IP65 | Input Voltage: 170-240VAC | Colour Temperature: 6500K | Concentrated Beam Angle | Suitable for Sports & Area Lighting

Code	Wattage	Lumens	Size (mm)
NP-FL03-80W	80W	6400lm	255 x 87 x 290
NP-FL03-100W	100W	8000lm	255 x 87 x 290



LED Graphene Floodlights IP65 - Supply Voltage: 200-265VAC | Colour Temp: 5500K | Material: Body - Graphene, Stirrup Bracket - 316 Stainless Steel, 316 Stainless Steel Screws

Code	Wattage	Lumens	Size (mm)
COS-FL10W-CW	10W	800lm	117 x 92 x 27
COS-FL20W-CW	20W	1600lm	160 x 121 x 30
COS-FL30W-CW	30W	2400lm	202 x 156 x 38
COS-FL50W-CW	50W	4000lm	270 x 210 x 38
COS-FL100W-CW	100W	8000lm	322 x 231 x 38



10W, 30W, 50W | 100W

LED Slimline Floodlights - IP65 | Supply Voltage: 85-265VAC | Die-Cast Aluminium Beam Angle: 110˚

Code	Wattage	Lumens	Size (mm)
RW-A010-*	10W	650lm	170 x 200 x 50
RW-A030-*	30W	1950lm	250 x 325 x 80
RW-A050-*	50W	3250lm	320 x 385 x 100
RW-A100-*	100W	6500lm	400 x 480 x 140

*Add Colour to Code: ○ **WW** *(Warm White)* 3000K, ○ **CW** *(Cool White)* 5500-6000K



Colour Floodlights - Input Voltage: 230VAC | Beam Angle 110˚| Decorative applications

Code	Wattage	Lumens	Size (mm)	Spare Driver
FLC-10W-*	10W	Dependant on colour	115 x 86 x 86	DRV-GY225TG-10W
FLC-20W-*	20W		125 x 120 x 25	DRV-GY225TG-20W
FLC-30W-*	30W		185 x 180 x 25	DRV-GY225TG-30W
FLC-50W-*	50W		225 x 220 x 30	DRV-GY290TG-50W
FLC-100W-*	100W		375 x 290 x 75	DRV-GY470TG-100W
FLC-20W-UV	20W	1600lm	130 x 120 x 40	-

*Add Colour to Code: ● **R** *(Red)*, ● **GN** *(Green)*, ● **BL** *(Blue)*, ● **Y** *(Yellow)*



Colour Changing Floodlights - IP65 | Input Voltage: 100-240VAC | Beam Angle 110˚ | 16 Million Colours + White

Code	Wattage	Lumens	Size (mm)	Spare Driver
FLC-20W-RGBW	20W	Dependant on colour	124 x 100 x 24	DRV-FLC-20W-RGBW
FLC-30W-RGBW	30W		159 x 122 x 26	DRV-FLC-30W-RGBW
FLC-50W-RGBW	50W		205 x 160 x 34	DRV-FLC-50W-RGBW
FLC-100W-RGBW	100W		270 x 210 x 34	DRV-FLC-100W-RGBW



Economy LED Flood Light - Input Voltage: 230VAC | 6500K

Code	Wattage	Lumens	Size (mm)
ECHO-50-CW	50W	2600lm	250 x 130 x 50

©ACDC Dynamics

2-year warranty on all LED products & 1-year warranty on battery-operated products, unless specified.
LED warranty void without surge protection. Refer to page 24.135

LED MOTION SENSOR FLOODLIGHTS

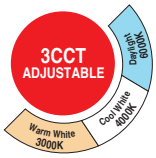



PIR Motion Sensor Floodlight IP65 -

Input Voltage: 230VAC I CRI 80 I 4kV Surge Protection I Material: Tempered Glass & Die Cast Aluminium I c/w PIR Motion Sensor

Code	Wattage	Lumens	Size (mm)
PR225TG-10W-*	10W	800lm	135 x 90 x 25
PR225TG-20W-*	20W	1600lm	175 x 125 x 25
PR225TG-30W-*	30W	2400lm	235 x 185 x 25
PR225TG-50W-*	50W	4000lm	275 x 225 x 30

*Add colour to code: ○ **CW** *(Cool White)* 5500-6000K, ○ **WW** *(Warm White)* 3000K **CCT** (Adjustable) 3000k - 4200k - 6000k



LED PIR Motion Sensor Floodlight - IP54

I Input Voltage: 230VAC I Colour Temperature: 6500K I ABS Body I PC Diffuser I PIR Sensor I Adjustable Head

Code	Wattage	Lumens	Size (mm)
WP05-10W-DL	10W	800lm	152 x 140 x 230
WP05-20W-DL	20W	1600lm	134 x 350 x 236

Aluminium Adjustable Spot Head with PIR - IP54

I Input Voltage: 230VAC I Colour Temperature: 6500K I Robust Aluminium Body I Time Adjustable 3s - 7min I Motion Sensor 140° I 20 - 20 000 lux I Max 12m Sensing

Code	Wattage	Lumens	Size (mm)
S1707A-20	20W	1600lm	283 x 189 x 130



Graphene PIR Motion Sensor Flood IP65 -

Input Voltage: 200-265VAC I c/w PIR Motion Sensor I Material: Body Graphene, 316 Stainless Stirrup Bracket and Bolts I Colour Temp. 4200K (Cool White)

Code	Wattage	Lumens	Size (mm)
PIR-N-20W-CW	20W	1600lm	160 x 121 x 30
PIR-N-30W-CW	30W	2400lm	202 x 156 x 30
PIR-N-50W-CW	50W	4000lm	230 x 170 x 30



LED Floodlight Microwave Motion & Day/Night Sensor - IP65

I Input Voltage: 230VAC I Material: Plastic

Code	Wattage	Lumens	Size (mm)
PIR-N-10W-*	10W	800lm	150 x 116 x 36
PIR-N-20W-*	20W	1600lm	150 x 116 x 36
PIR-N-30W-WW	30W	2400lm	170 x 130 x 36
NEW PIR-N-50W-*	50W	4000lm	230 x 170 x 36

*Add colour to code: ○ **CW** *(Cool White)* 5500-6000K, ○ **WW** *(Warm White)* 3000K



LED Day/Night Sensor Floodlight - IP65

I Input Voltage: 230VAC Material: Die-Cast Aluminium and Tempered Glass

Code	Wattage	Lumens	Size (mm)
DN-N-10W-*	10W	800lm	92 x 80 x 24
DN-N-20W-*	20W	1600lm	120 x 115 x 24
DN-N-30W-*	30W	2400lm	150 x 120 x 30
DN-N-50W-*	50W	4000lm	200 x 150 x 30
NEW DN-N-100W-*	100W	8000lm	200 x 150 x 30

*Add colour to code: ○ **CW** *(Cool White)* 5500-6000K, ○ **WW** *(Warm White)* 3000K

2-year warranty on all LED products & 1-year warranty on battery-operated products, unless specified.
LED warranty void without surge protection. Refer to page 24.135.

©ACDC Dynamics

NEW

SPECIALISED LED FLOODLIGHTS



WF-FL17-20W-CW/WW



WF-FL17-20W-RGBW

Music

Input Voltage: 230VAC I 110° Beam Angle

Code	Wattage	Lumens	Size (mm)
WF-FL17-20W-CW/WW	20W	2000lm	162 x 36 x 144
WF-FL17-20W-RGBW	20W	2000lm	162 x 36 x 144

WiFi Control | App Control | Remote Switching | Dimmable | Set Timers & Schedules | Scenes Control | Colour Temp. Adjustable

NEW



YT-TG-09



YT-TG-BK



Modular

Modular LED Floodlight - IP66 I Input Voltage: 230VAC I Beam Angle 110˚ I Colour Temp: 6500K I Driver on board I Modular design to allow more fittings to be added horizontally I Optional bracket required when adding fittings.

Code	Wattage	Lumens	Size (mm)
YT-TG-09-DOB	50W	4500lm	240 x 115 x 35

Accessories

Code	Description
YT-TG-BK	Bracket for adding additional fittings (2 Per Pack)

NEW

EMG



LED Floodlights with Emergency Backup Power IP65 - Input Voltage: 230VAC I Beam Angle: 110° I Colour Temp. 6000K I 3 Hour Backup Time I Lithium Ion Battery

Code	Wattage	Emg. Watts	Lumens	Size (mm)
EMG-FL-50W-DL	50W	10W	120lm/W	219 x 188 x 41

NEW

32VAC



LED Boiler Inspection Floodlight IP65 - Input Voltage: 32VAC I Beam Angle: 110° I Floodlight is used for boiler inspection applications

Code	Wattage	Lumens	Size (mm)
FL3-AC-20W-CW 32VAC	20W	1600lm	225 x 185 x 160
FL3-AC-30W-CW 32VAC	30W	2400lm	225 x 185 x 160

DC



FL1



FL3

DC Floodlights - IP65 I Input Voltage: DC I Beam Angle: 110˚ I Other DC Voltages available on request

Code	Wattage	Lumens	Size (mm)	Spare Driver
FL1-DC-10W-**	10W	800lm	90 x 80 x 24	DRV-FL1-DC-10W-*
FL3-DC-20W-**	20W	1600lm	115 x 110 x 24	DRV-FL3-DC-20W-*
FL3-DC-30W-**	30W	2400lm	150 x 110 x 24	DRV-FL3-DC-30W-*
FL3-DC-50W-**	50W	4000lm	195 x 150 x 30	DRV-FL3-DC-50W-*

*Add Colour to Code: ○ **WW** *(Warm White)*, ○ **CW** *(Cool White)*

*Add Volts to Code: **12VDC, 24VDC, 48VDC**

LED FLOODLIGHT ACCESSORIES



Code	Description
GY-SPIKE	Garden spike for ALL LED Floodlights up to 50 Watts

©ACDC Dynamics

2-year warranty on all LED products & 1-year warranty on battery-operated products, unless specified.
LED warranty void without surge protection. Refer to page 24.135

LED WORK LIGHTS IP65



NLG08-08C



WS225TG

Floor Standing Work Light - Input Voltage: 230VAC I Colour Temp. 6500K
120° Beam Angle

Code	Wattage	Lumens	Size (mm)
NLG08-08C-*	24W	2400lm	410 x 354
WS225TG-20W	20W	2000lm	250 x 190 x 160
WS225TG-30W	30W	3000lm	260 x 220 x 160
NEW WS225TG-50W	50W	5000lm	330 x 270 x 180
WS225TG-100W	100W	8450lm	400 x 350 x 230



NLG08-08B NLG08-08B2 WP225T1 WP225T2

Tripod Work Lights - Input Voltage: 230VAC I Colour Temp. 6500K I c/w 2 meter mains cable and plug

Code	Wattage	Lumens	Size (mm)	Spare Stand
NLG08-08B	24W	2400lm	1650 x 295	-
NLG08-08B2	2 x 24W	4800lm	1650 x 600	-
WP225T1-20W-*	20W	2000lm	1650 x 500	WP225T1-STAND
WP225T1-30W-*	30W	3000lm	1650 x 295	WP225T1-STAND
WP225T1-50W-*	50W	5000lm	1650 x 295	WP225T1-STAND
WP225T2-20W-*	2 x 20W	4000lm	1650 x 500	WP225T2-STAND
WP225T2-30W-*	2 x 30W	6000lm	1650 x 600	WP225T2-STAND
WP225T2-50W-*	2 x 50W	10000lm	1650 x 500	WP225T2-STAND

*For Low Voltage add: **12VDC**, **24VDC**

PORTABLE LIGHTS C/W BATTERY



5W, 10W 20W

Rechargeable I c/w charger & car charger I Material: Die-Cast Aluminium I IP65

Code	Wattage	Battery Type	Battery Life	Size	Colour Temp
PFL-5W-*	5W	7.4V, 2200mAh (Li)	3hrs	145 x 166 x 255	DL / RGB
PFL-10W-*	10W	7.4V, 2200mAh (Li)	3hrs	145 x 166 x 255	RGB
PFL-20W-*	20W	14.8V, 4400mAh (Li)	3hrs	215 x 185 x 295	RGB

*Add colour to code: ○ **DL** *(Daylight)* 6500K, ● ● ● **RGB** *(Colour Changing)*

NEW



WL03-COB-10W WL03-COB-20W

LED Work Light - Operating Mode: High - Low - SOS - Off I USB Input Charging I USB Output for mobile device charging I Material: Nylon I IP44

Code	Watts	Lumens	Battery Type	Battery Life	Size	Colour Temp
WL03-COB-10W	10W	750lm	7.4V, 2 x 2200mAh (Li)	3hrs High 10hrs Low	173 x 127 x 45	DL (6000K)
WL03-COB-20W	20W	1800lm	11.1V, 3 x 2000mAh (Li)	3hrs High 8hrs Low	173 x 127 x 45	DL (6000K)

NEW



DC Work Light IP54 - IK07 I Plastic Body + Steel Tripod I 2m Power Cord I 216pcs SMD LED I 6500K 18.5V 4400mAh I Li-ion Battery I 21V 1A AC230V Charger I 2 Working Modes: 100% - 3100lm @ 2.8hrs, 30% - 1000lm @ 9.2hrs / Ideal for Remote Work Sites

Code	Wattage	Lumens	Battery	Size (mm)	Colour
WL10621-30	30W	105lm/W	18.5V 4400mAh Li-ion	Ø670 x 1126 (open)	6500K

2-year warranty on all LED products & 1-year warranty on battery-operated products, unless specified.
LED warranty void without surge protection. Refer to page 24.135.

©ACDC Dynamics

BILLBOARD LIGHT SERIES

Metal Halide
230VAC
Lamp excluded

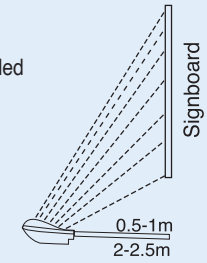



Adjustable Arms for Mounting Floodlights

Powder coated black.
Light fitting excluded.



Joints can rotate through 270°



Application

Code	GG01	GG012	GG01-EMPTY
Wattage	250W	400W	400W Max
Lamp Type	E40/ **MTE-250**	E40/ **MTE-400**	CFL/LED
IP Rating	**IP65**	**IP65**	**IP65**

Code	JM-ZJ-01	JM-ZJ-02	JM-ZJ-03
Description	600mm fixed arm	1200mm hinged arm (2 x 600mm)	1800mm hinged arm (3 x 600mm)
Max Fitting Weight	32kg	14kg	14kg

LED WALL WASHER FLOODLIGHTS IP65

RGB
16 Million
Static Colour
Shows



RGB
Beam
angle 25°



Single
Colour



Code	LW-AL-300	LW-003-RGB	SL-T204-*
Power	25W/3A	R:12, G:12, B:12 (36 x 1W)	24 x 1W (24W)
Lumen	371lm	371lm	2000-2300lm (White)
Size (mm)	300L x 145W x 225H	343L x 150W x 214H	330L x 160mm
Light Distance	20m	10m	10m
DMX Controller	**SRC-174**	Independent and **DMX512**	No DMX
Supply Volts	90-264VAC	100-240VAC	230VAC

*Add colour to code: ● **R** *(Red)*, ● **GN** *(Green)*, ● **BL** *(Blue)*, ● **Y** *(Yellow)*, ○ **PW** *(Pure White)*



RGB LED Wall Washer - 100-256VAC I • Beam Angle 30˚ I c/w wall brackets

Code	Size (mm)	LED Qty	LED Power	Total Power
LW-020-RGB	500 x 45 x 62	R:4 G:4 B:4	12 x 1W	15W
LW-021-RGB	850 x 45 x 62	R:8 G:8 B:8	24 x 1W	30W
LW-022-RGB	1000 x 45 x 62	R:12 G:12 B:12	36 x 1W	40W
LW-022-RGB-AUTO	1000 x 45 x 62	R:12 G:12 B:12	36 x 1W	40W



LED Wall Washer IP66 - Input Voltage: 240VDC I High Strength Aluminium Housing + Tempered Glass I c/w Mounting Bracket

Code	Wattage	Colour	Beam Angle	Control	Size (mm)
ELI-LW-2626	15W	Cool White (4200K)	120°	Steady	1000 x 26 x 26
ELI-LW-3026	24W	RGB	30°	DMX 512	1000 x 30 x 26
ELI-LW-4226	36W	RGBW	15°	DMX 512	1000 x 30 x 26

Supply Voltage:
230VAC

RGB



RGB



RGB



Indoor IP20



RGB 110-240VAC

Sound active, auto run mode, colour strobe, dimmer, colour mixing, colour water flow & chasing effects

Code	LW-008	LW-009	LW-024	LW-WF-F10-252
Power/max	1440 x 5mm LEDs (112W max)	144 x 1W (220W max)	36 x 1W (56W max)	252 x 10mm LEDs (50W max)
Lumen	1187lm	1482lm	1112lm	480lm
Size (mm)	1240L x 150W x 172H	1240L x 150W x 172H	1120L x 76W x 163H	1240L x 76W x 163H

Independant and DMX Mode Available beam angle 25˚. DMX controller: **DMX-512**

©ACDC Dynamics

2-year warranty on all LED products & 1-year warranty on battery-operated products, unless specified.
LED warranty void without surge protection. Refer to page 24.135

HIGH MAST & STADIUM HID FLOODLIGHTS



Asymmetrical High Performance - IP66 Narrow beam reflector I Sports field lighting I High mast lighting I Security lighting I Area lighting I Airport aprons I Lamps Not Included - See page 24.22 - 24.23 for lamps

Code	Lamp Holder	Wattage	Size (mm)
AF-400-*	E40	400W	360 x 450 x 185
AF-600-HPS	E40	600W	360 x 450 x 185

*Add type of switchgear required to code: **MH** *(Metal Halide)*, **HPS** *(High Pressure Sodium)*



Stadium - IP65 High efficiency light output I Multiple optics - Beam angle adjustable I Perfect solution for stadium lighting designs I Lamps and control gear to be ordered separately

Code Head Piece	Lamp Holder	Wattage	Size (mm)	Lamp Code
YGTH-1000-A1	X528 (Double Ended)	1000	535 x 556 x 242	HQI-TS-1000
YGTH-2000-A1		2000		HQI-TS-2000(Long Arc)

Control Gear IP65 - To be ordered Separately

Code Gearbox	Description	Size (mm)
YGTH-GB-1000	230V, 1000W Gear tray in die-cast aluminium enclosure	295 x 250 x 156
YGTH-GB-2000	400V, 2000W Gear tray in die-cast aluminium enclosure	404 x 268 x 186.5

FLOODLIGHTS - HID

High Pressure Sodium Floodlight IP55 | **Metal Halide Floodlight IP55** | **Mercury Vapour Floodlight IP55**

Watts	Code Symmetrical	Code Asymmetrical	Lamps	Lamp Holder	Code Symmetrical	Code Asymmetrical	Lamps	Lamp Holder	Code Symmetrical	Code Asymmetrical	Lamps	Lamp Holder
70W	DF-070HPS-S	DF-070HPS-A	ST-70	RX7s	DF-070MH-S	DF-070MH-A	MD-70	Rx7s	–	–	–	–
125W	–	–	–	–	–	–	–	–	–	DF-125MV-A	QE-125	E27
150W	DF-150HPS-S	DF-150HPS-A	ST-150	RX7s	DF-150MH-S	DF-150MH-A	MD-150	Rx7s	–	–	–	–
250W	DF-250HPS-S	DF-250HPS-A	SD-250	E40	DF-250MH-S	DF-250MH-A	MT-250	E40	DF-250MV-S	DF-250MV-A	QE-250	E40
400W	DF-400HPS-S	DF-400HPS-A	SD-400	E40	DF-400MH-S	DF-400MH-A	MT-400	E40	DF-400MV-S	–	QE-400	E40
1000W	DF-1000HPS-S	DF-1000HPS-A	SD-1000	E40	DF-1000MH-S	DF-1000MH-A	MTE-1000	E40	–	–	–	–

For Metal Halide Blue Light 400W use lamp code **JLZ400W-BL** (See page 24.23)

Order Lamps separately see page 24.22 - 24.23



For 70W & 150W Asymmetrical



For 250W & 400W Symmetrical



For 250W & 400W Asymmetrical



For 1000W Asymmetrical (Supplied with Vossloh-Schwabe ballast)



For 1000W Symmetrical (Supplied with Vossloh-Schwabe ballast)

FLOODLIGHTS - HID



LD3001-70



LD3001-400

Metal Halide Plastic Floodlights IP65

Stainless Steel 304 Bracket. C/w control gear. Lamps excluded, see page 24.22 - 24.23

Code	Lamp Holder	Watts	Size(mm) H x W x D	Lamp Type
LD3001-70	Rx7s	70W	290 x 240 x 115	MD-70
LD3001-400	E40	450W	400 x 420 x 170	MT-400

2-year warranty on all LED products & 1-year warranty on battery-operated products, unless specified.
LED warranty void without surge protection. Refer to page 24.135.
©ACDC Dynamics

EMPTY FLOODLIGHTS

Supply Voltage 230VAC
IP55







Code	FL1061-ASY	NB1025 ASY	NB1029-RX7 ASY	F2010 ASY	NB1029-E27 SYM
Type	Asymmetrical	Asymmetrical	Asymmetrical	Asymmetrical	Symmetrical
Lamp Holder	E40	E40	Rx7s/118	E40	E27
Wattage	1000W	400W	70/150W	250/400W	70/150W
Size (mm)	650 x 550 x 205	410 x 420 x 145	230 x 350 x 85	435 x 410 x 158	230 x 350 x 85

Supply Voltage 230VAC
IP55







Code	NB1025 SYM	FL1061-SYM	FL1001	FL1002	FL1003
Type	Symmetrical	Symmetrical	Symmetrical	Symmetrical	Symmetrical
Lamp Holder	E40	E40	E27	E40	E40
Wattage	400W	1000W	70/150W	250/400W	1000W
Size (mm)	410 x 420 x 145	650 x 517 x 227	290 x 225 x 190	415 x 320 x 260	568 x 435 x 420

Supply Voltage 230VAC

IP55


IP65

Plastic

IP65

Plastic

IP54


Code	FL1028	FL1063-E40	FL1063-E27	F2012
Type	Symmetrical	Symmetrical	Symmetrical	Symmetrical
Lamp Holder	E40	E40	2 x E27	E40
Wattage	70/150W	250/400W	70/150W	70/150W
Size (mm)	600 x 480 x 168	390 x 325 x 135	315 x 235 x 125	395 x 224 x 165

PLASTIC ENERGY SAVING FLOODLIGHTS

Supply Voltage 230VAC
Lamps Included
Cool White 4000K



Electronic Ballast

Electronic Ballast

Electronic Ballast

Code (c/w lamp)	FLN001-65	FL1063-18	FL1063-26	FL1063-42
Wattage/Lamp	2 x 65W	2 x 18W	2 x 26W	2 x 42W
Spare Lamp	ESL42-65-E27-D	PLC-18-CW	PLC-26-CW	PLCE-42-CW
IP Rating	IP65	IP65	IP65	IP65
Material	Plastic	Plastic	Plastic	Plastic
Size (mm)	338 x 430 x 118	315 x 235 x 125	315 x 235 x 125	390 x 325 x 135

©ACDC Dynamics

2-year warranty on all LED products & 1-year warranty on battery-operated products, unless specified.
LED warranty void without surge protection. Refer to page 24.135

LED HIGHBAYS



EMG

UFO Power and CCT Adjustable - Supply Voltage: 100 -277VAC I 90° Beam Angle I 0-10V Dimmable I Colour Temp. Selectable 3000K-4200K-6000K I Power Selectable

Code	Wattage	Lumens	Size (mm)
GY160L-60-100W-CCT	60/80/100W	160lm/W	Ø280 x 125
GY160L-120-200W-CCT	120/150/200W	160lm/W	Ø280 x 125

Accessories

Code	Description
GY160L-MMS	Microwave Motion Sensor
GY160L-120L	120 Optic Lens
GY160L-90PCR	90° PC Bowl
GY160L-90ALR	90° Aluminium Bowl
GY160L-MR	Remote Control

Emergency

Code	Description
HB-EMG-40-90M	Emergency backup power for 0-150W highbay 90min @ 30% Power I See page 24.156 for more info
HB-EMG-60-90M	Emergency backup power for 200W highbay 90min @ 30% Power I See page 24.156 for more info



UFO Type 120° Beam Angle - Supply Voltage: 100-265VAC I Working Conditions: -40°- 55°C I Working Life: 50 000hrs I CRI > 80 I Power Factor: > 0.95

Code	Wattage	Lumens	Size (mm)
GY630-100-*	100W	15000lm	Ø247 x 90
GY630-150-*	150W	22500lm	Ø256 x 90
GY630-200-*	200W	30000lm	Ø270 x 95

*Add colour to code: ○ **CW** (Cool White) 4000-4200K or ○ **DL** (Daylight) 6000K



EMG

Selectable Highbay - IP65 Supply Voltage: 100-277VAC I 90° Beam Angle I Colour Temperature: Selectable 3k, 4K, 6K I 0-10V Dimming Plug and Play Modules for added functions.

Code	Wattage	Lumens	Size (mm)
GY200L-60-100W-CCT	60/80/100W	200lm/w	Ø300 x 134
GY200L-100-200W-CCT	100/150/200W	200lm/w	Ø300 x 134

Accessories

Code	Description
GY200L-SEN-PIR	Plug and Play PIR Sensor
GY200L-SEN-REM	Remote control for **GY200L**
GY200L-ALU-100	Aluminium reflector for **GY200L-60-100W-CCT**
GY200L-ALU-200	Aluminium reflector for **GY200L-100-200W-CCT**
GY200L-ALU-PC	PC reflector for **GY200L**
GY200L-U-BRACKET	U Bracket for **GY200L**
HB-EMG-60-90M	Emergency backup power for 0-150W highbay 90min @ 30% Power I See page 24.156 for more info
HB-EMG-40-90M	Emergency backup power for 200W highbay 90min @ 30% Power I See page 24.156 for more info

2-year warranty on all LED products & 1-year warranty on battery-operated products, unless specified.
LED warranty void without surge protection. Refer to page 24.135.

©ACDC Dynamics

LED HIGHBAYS

2 Year Warranty

NEW

120 lm/w



DOB LED Highbay - Supply Voltage: 220 -240VAC I Driver on board (DOB) I 120° Beam Angle I CRI 70 I Die-Cast Aluminium with Acrylic lens

Code	Wattage	Lumens	Size (mm)
GY-DOB-100W-*	100W	12000lm	Ø230 x 33
GY-DOB-150W-*	150W	18000lm	Ø290 x 33
GY-DOB-200W-*	200W	24000lm	Ø314 x 33

*Add colour to code: ○ **CW** (Cool White) 4200K or ○ **DL** (Daylight) 6000K

5 Year Warranty

EMG

150 lm/w



60°/90° Lens

70° Reflector



EMG



60° Reflector



90° Reflector

Orion Highbay - Input Voltage: 220-240VAC I 150lm/W I Colour Temperature 5000K I 1 - 10V Dimmable I Supplied with 120° Lens, Interchangeable lenses available Adaptable Reflectors Available

Code	Wattage	Lumens	Size (mm)
BT-ON100W-UV	100W	15000lm	Ø245 x 184
BT-ON150W-UV	150W	22500lm	Ø280 x 202
BT-ON200W-UV	200W	30000lm	Ø300 x 207

Optional Accessories

Code	Description
BT-ON-LENS-60	60° Frensel Lens
BT-ON-LENS-90	90° Frensel Lens
BT-ON-REF-60	60° Aluminium Reflector
BT-ON-REF-90	90° Aluminium Reflector
BT-ON-REF-70	70° Acrylic Reflector
HB-EMG-40-90M	Emergency backup power for 0-150W highbay 90min @ 30% Power I See page 24.156 for more info
HB-EMG-60-90M	Emergency backup power for 200W highbay 90min @ 30% Power I See page 24.156 for more info

5 Year Warranty

130 lm/w



100W / 200W



2 x 200W



4 x 200W



YT-REF-100

Split Joint Module Highbay - IP65 I Input Voltage: 100 - 265VAC I Honeycomb Shape I 120˚ Beam Angle I Colour Temperature: 6000K I CRI > 80 I PF > 0.98

Code	Wattage	Lumens	Size (mm)
YT-LED-H27-100	100W	13000lm	Ø200 x 232
YT-LED-H27-200	200W	26000lm	Ø200 x 248
YT-LED-H27-400	2 x 200W (400W)	52000lm	401 x 200 x 248
YT-LED-H27-800	4 x 200W (800W)	104000lm	521 x 521 x 248

Optional Accessories - Reflector

Code	Description
YT-REF-100	Optional 90˚ Reflector for **YT-LED-H27-100**
YT-REF-200	Optional 90˚ Reflector for **YT-LED-H27-200**

©ACDC Dynamics

LED HIGHBAYS IP66

5 Year Warranty

130 lm/w



EMG



EMG

Food Processing Applications

Input Voltage: 100 - 277VAC I 120° Beam Angle

Colour Temperature 6000K I CRI > 80 I PF >0.9

Suitable for cleaning with pressure water jet

Unique design prevents dust & moisture from collecting

Corrosion resistant I No Glass I No Exposed Screws

Code	Wattage	Lumens	Size (mm)
WD10-100W-DL	100W	13000lm	Ø489 x 200
WD15-150W-DL	150W	19500lm	Ø489 x 200
WD20-200W-DL	200W	26000lm	Ø489 x 200

Optional Accessories

Code	Description
HB-EMG-40-90M	Emergency backup power for 0-150W highbay 90min @ 30% Power I See page 24.156 for more info
HB-EMG-60-90M	Emergency backup power for 200W highbay 90min @ 30% Power I See page 24.156 for more info

5 Year Warranty

130 lm/w



High Power LED Highbay

Input Voltage: 100-277VAC I Philips 3030

80° Beam Angle I Meanwell Driver

Operational Temperature: 40 ~ 60°C

Colour Temperature: 5500K I CRI > 80

Code	Wattage	Lumens	Size (mm)
BR-HBL-300W	300W	40 000lm	Ø460 x 262
BR-HBL-400W	400W	54 000lm	Ø460 x 347
BR-HBL-500W	500W	65 000lm	Ø460 x 315

Industrial

LIGHTING

○ WW - 2700K
○ CW - 4200K
◉ DL - 6000K

Ex

FLP



Explosion Proof Light

Supply Voltage: 85-265VAC I 120° Beam Angle.

Code	* Add Watts to Code	Luminous Efficiency	Size (mm)	*Add Colour to Code
SEM-HG-*-*	50W, 70W, 100W, 120W	100lm/W	Ø295 x 164	WW / CW / DL

○ WW - 2700K
○ CW - 4200K
○ DL - 6000K



Weatherproof Light

Supply Voltage: 85-265VAC I 120° Beam Angle.

Code	* Add Watts to Code	Luminous Efficiency	Size (mm)	*Add Colour to Code
JR-GK10-*-*	50W, 70W, 100W, 120W	100lm/W	Ø295 x 164	WW / CW / DL

2-year warranty on all LED products & 1-year warranty on battery-operated products, unless specified.
LED warranty void without surge protection. Refer to page 24.135.

©ACDC Dynamics

HIGH BAY WITH CONTROL GEAR

Reflector to be ordered separately

High Pressure Sodium



Metal Halide



Mercury Vapour



Power	HPS Code	Starting Current	Running Current	MH Code	Starting Current	Running Current	MV Code	Starting Current	Running Current
250W	**HBB-250HPS**	2.10A	1.42A	**HBB-250MH**	3.00A	1.35A	**HBB-250MV**	2.60A	1.35A
400W	**HBB-400HPS**	3.80A	2.20A	**HBB-400MH**	3.80A	2.20A	**HBB-400MV**	4.20A	2.10A

Polycarbonate Highbays



Supplied c/w white collar

Control Boxes for Polycarbonate Highbays



Aluminium Highbays



Control Boxes for Aluminium Highbays



Size	Reflector Code	Bowl Cover Code	Code	GB-18	GHK03	GHK05	Size	Reflector Code	Bowl Cover Code	GHK03
410mm	**PCR-410**	**NBC114-2**	Size(mm)	240x190x160	260x270x255	225x225x170	410mm	**ALR-410**	-	260x270x255
485mm	-	-	Material	Sheet Steel	Die-cast Aluminium	Die-cast Aluminium	485mm	-	**RW-AL485**	Die-cast Aluminium
570mm	**PCR-570**	**NBC114-4**	IP-Rating	**IP20**	**IP43**	**IP20**	570mm	**ALR-570**	**RW-AL570**	**IP43**

HIGH BAY WITHOUT CONTROL GEAR



Bowl







Code	NB8012	DH-6389	DH-6387
Type	Aluminium	PC	PC
Lampholder	E40	E40	E40
Size	480mm	Ø340 x 330mm	Ø420 x 400mm
Bowl Code	**RW-AL480**	–	Included
Material of Bowl	Glass	–	–

For lamps see page 24.22 - 24.23. For metal halide ballasts see page 24.151 - 24.153.



NB150GB

c/w 1m chain



c/w 1m chain



c/w 1m chain and glass bowl



Code	NB1065-310	NB1065-365	NB1128-310-AL	NB1128-410-AL	NB8016-325	NB8016-430
Type	PC	PC	Aluminium	Aluminium	Aluminium	Aluminium
Lampholder	E27	E27	E27	E27	E27	E40
Size	310Ø x 180mm	365Ø x 240mm	310Ø x 125mm	410Ø x 265mm	325Ø x 375mm	430Ø x 375mm
Code for Bowl	**NBC1065**	-	**NBC1128**	**NBC1128-410**	Included	Included

©ACDC Dynamics

2-year warranty on all LED products & 1-year warranty on battery-operated products, unless specified.
LED warranty void without surge protection. Refer to page 24.135

LED LINEAR HIGHBAYS

5 Year Warranty

135 lm/w





BR-HBL-BRKT



BR-HBL-SEN

Industrial Bay - IP65

- Input Voltage: 100-260VAC
- Phillips SMD LEDS
- Operating Temperature: -20°~ 50°
- Meanwell Driver I Colour Temp: 5000K
- 1-10V Dimmable
- Supplied with Suspension Kit

Code	Wattage	Lumens	Beam Angle	Dimensions
LBL-50W-60X100	50W	6750lm	60° x 100°	280 x 137 x 102
LBL-100W-60X100	100W	13500lm	60° x 100°	486 x 137 x 102
LBL-150W-30X70	150W	20250lm	30° x 70°	718 x 137 x 102
LBL-200W-30X70	200W	27000lm	30° x 70°	948 x 137 x 102

Additional Accessories

Code	Description
BR-HBL-SEN	Radar Occupancy Sensor 360°, 15m Max Height
BR-HBL-BRKT	Mounting Bracket for wall or ceiling mounting

LED T-BAY / HIGHBAY

5 Year Warranty







TS-HB-KIT



LED T-Bay / Highbay

- Input Voltage: 120-277VAC
- 120° Viewing Angle
- 1-10V Dimming
- Colour Temperature 5000K
- c/w Mounting Kit
- Applications: Industrial

Code	Wattage	Lumens	Size (mm)
TS-FHB1-110W	110W	14300lm	604 x 244 x 50
TS-FHB2-165W	165W	21450lm	604 x 320 x 50
TS-FHB3-220W	220W	28600lm	604 x 440 x 50
TS-FHB5-220W	220W	28600lm	1168 x 320 x 50
TS-FHB5-300W	300W	39000lm	1168 x 320 x 50

Additional Accessories

Code	Description
TS-HB-KIT	Chain Mounting Kit (Chain Excluded)

LOW BAY FITTING E40 BASE



Low Bay Fitting

Input Voltage: 230VAC I Fitting size: 715 x 320 x 210mm I Lamp not included

Code	Wattage	Lamp Code	Gear
LB-250MH	250W	MT-250-E40	Metal Halide low bay

2-year warranty on all LED products & 1-year warranty on battery-operated products, unless specified.
LED warranty void without surge protection. Refer to page 24.135.

©ACDC Dynamics

LED GAS STATION CANOPY LIGHT IP65



CYZ-ECO-100-S - Surface



CYZ-ECO-100-R - Recessed

Standard - Input Voltage: 100-277VAC I Colour Temp. 6000K I Material: Aluminium Alloy I High Quality Chipset for Superior Light Output I Available as Surface or Recess Mount

Code	Wattage	Lumens	Size (mm)	Cut-out Size (mm)
CYZ-100-S	100W	11000lm	420 x 420 x 160	-

Economy - Input Voltage: 100-277VAC I Colour Temp. 6000K I Material: Aluminium Alloy I System designed to be more affordable I Available as Surface or Recess Mount

Code	Wattage	Lumens	Size (mm)	Cut-out Size (mm)
CYZ-ECO-100-R	100W	11000lm	350 x 248 x 115	316 x 200
CYZ-ECO-100-S	100W	11000lm	380 x 380 x 70	-

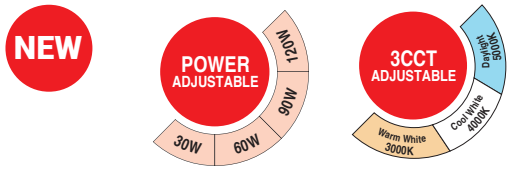



CP01-120-P-3-T

Power and CCT Adjustable - Input Voltage: 100-277VAC I Surge Protection: 6kV Line to Line, 10kV Line to Earth I Power Adjustable: 120W, 90W, 60W, 36W I Colour Temp. Adjustable: 3000K, 4000K, 5000K I 120° Beam Angle I Die-cast Aluminium and Tempered Glass

Code	Wattage	Lumens	Size (mm)	Cut-out Size (mm)
CP01-120-P-CCT	Max 120W	150lm/W	370 x 369 x 65	-

Accessories

Code	Description
BC-C01-02	Surface Mount Adaptor
BC-C01-01	G314 Conduit Mounting Adaptor

LED PARKING BAY LIGHT IP65



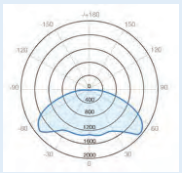

160°



BT-ST-60W / BT-VT-60W



MC612V-IR



TS-GCP0840

Round Standard - Input Voltage: 230VAC I 160° Beam Angle I Colour Temp. 5000K I CRI > 80 I 1-10V Dimmable

Code	Wattage	Lumens	Size (mm)
BT-ST-60W	60W	8100lm	Ø290 x 114

Round with Built-in Sensor - Input Voltage: 230VAC I 160° Beam Angle I Colour Temp. 5000K I CRI > 80 I 1-10V Dimmable

Code	Wattage	Lumens	Size (mm)
BT-VT-60W	60W	8100lm	Ø290 x 114

Accessories

Code	Description
MC612V-IR	Remote Control to Configure **BT-VT-60W**

Square Standard - Input Voltage: 100-277VAC I Colour Temp. 6000K I Die-Cast Alu+PC

Code	Wattage	Lumens	Size (mm)
TS-GCP0840	40W	4800lm	255 x 255 x 86
TS-GCP1070	70W	8400lm	255 x 255 x 86

©ACDC Dynamics

2-year warranty on all LED products & 1-year warranty on battery-operated products, unless specified.
LED warranty void without surge protection. Refer to page 24.135

LED STREET LAMP - RETROFIT

- WW - 2700K
- CW - 4200K
- DL - 6000K



SP90



TK-VCL

LED Retrofit Street Lamps

Input Voltage: 230V I Ideal for Retrofit Installations

Code	Wattage	Lumens	Base	Size (mm)	*Colour Temp
SP90-*	28W	2100lm	E40	Ø90 x 275L	WW / DL
NEW TK-VCL-36-*	36W	4680lm	E27	Ø98 x 245	CW / DL

LED STREET LIGHTS

NEW 3 Year Warranty



Adjustable LED Street Lights IP65 - Input Voltage: 230VAC I Beam Angle: 120 I CRI > 80 I

Material: Die Cast Aluminium I Adjustable Tilt

Code	Wattage	Lumens	Size (mm)	Colour Temp
RA-50W-DL	50W	600lm	600 x 75 x 27	DL (6000K)
RA-100W-DL	100W	1200lm	1200 x 75 x 27	DL (6000K)

NEW 3 Year Warranty



Eco 1 LED Street Light IP66 - Input Voltage: 230VAC I Beam Angle: 70° x 140° I CRI > 70

Die-Cast Aluminum

Code	Wattage	Lumens	Size (mm)	Colour Temp
RW-ST-FH-50-DL	50W	4500lm	380 x 160 x 70	DL (6000K)
RW-ST-FH-100-DL	100W	9000lm	505 x 205 x 83	DL (6000K)
RW-ST-FH-150-DL	150W	12000lm	600 x 260 x 83	DL (6000K)

NEW 3 Year Warranty



Eco 2 LED Street Light IP66 - Input Voltage: 100-300VAC I Beam Angle: 120° I CRI > 80

Die-Cast Aluminum + Tempered Glass

Code	Wattage	Lumens	Size (mm)	Colour Temp
SL-016-20W-DL	20W	2200lm	300 x 110 x 63	DL (6000K)
SL-016-30W-DL	30W	3300lm	300 x 110 x 63	DL (6000K)
SL-016-50W-DL	50W	5500lm	400 x 150 x 78	DL (6000K)
SL-016-100W-DL	100W	11000lm	500 x 180 x 78	DL (6000K)
SL-016-150W-DL	150W	16500lm	500 x 180 x 78	DL (6000K)
SL-016-200W-DL	200W	22000lm	600 x 200 x 83	DL (6000K)

NEW 5 Year Warranty

160 lm/w



Eco 3 LED Street Light IP66 - Input Voltage: 90-305VAC I Beam Angle: 80 x 150° I CRI > 70

Aluminium + PC Cover I SPD 10kV/10kA I Pole Entry 40-62mm

Code	Wattage	Lumens	Size (mm)	Colour Temp
SL13-30W-DL	30W	4800lm	408 x 140 x 91	DL (6500K)
SL13-60W-DL	60W	9600lm	646 x 170 x 92	DL (6500K)
SL13-100W-DL	100W	16000lm	475 x 204 x 76	DL (6500K)
SL13-150W-DL	150W	24000lm	572 x 210 x 76	DL (6500K)
SL13-200W-DL	200W	32000lm	673 x 250 x 76	DL (6500K)

2-year warranty on all LED products & 1-year warranty on battery-operated products, unless specified.
LED warranty void without surge protection. Refer to page 24.135.

©ACDC Dynamics

LED STREET LIGHTS IP65

○ **DL** - *6000K*

5 Year Warranty



50W



100W



150W



200W



240W



300W

Module LED Street Light - Input Voltage: 230VAC I Type III Beam Angle (85 x 135°)

Code	Wattage	Lumens	Size (mm)	Colour Temp
YR-ST-50W	50W	6000lm	373 x 300 x 90	DL
YR-ST-100W	100W	12000lm	473 x 347 x 147	DL
YR-ST-150W	150W	18000lm	529 x 600 x 90	DL
YR-ST-200W	200W	24000lm	607 x 300 x 90	DL
YR-ST-240W	240W	28800lm	685 x 300 x 90	DL
YR-ST-300W	300W	36000lm	763 x 300 x 90	DL

LED STREET LIGHTS IP65

○ **DL** - *6000K*

5 Year Warranty





Knife Switch to cut power when body is opened

Elegant LED Street Light - Input Voltage: 100-265VAC I High Lumen Output > 120lm/W I Installed with Knife Switch to cut power when body is opened I Adjustable Spigot with bottom & side entry adaptor I Die-Cast Aluminium Body

Code	Wattage	Lumens	Size (mm)	Colour Temp
LEDL19-60W	60W	7200lm	640 x 265 x 110	DL
LEDL19-80W	80W	9600lm	640 x 265 x 110	DL
LEDL19-100W	100W	12000lm	700 x 305 x 120	DL
LEDL19-120W	120W	14400lm	700 x 305 x 120	DL

CREE

○ **DL** - *6000K*

3 Year Warranty



40W & 60W



80W & 120W

Flux LED Street Light - Input Voltage: 220-240VAC I Die-Cast Aluminium Body

Code	Wattage	Lumens	Size (mm)	Colour Temp
ZY-6009-LED-40	40W	4000lm	565 x 270 x 145	DL
ZY-6009-LED-60	60W	6000lm	640 x 270 x 160	DL
ZY-6009-LED-80	80W	8000lm	755 x 300 x 215	DL
ZY-6009-LED-120	120W	12000lm	862 x 360 x 231	DL

©ACDC Dynamics

2-year warranty on all LED products & 1-year warranty on battery-operated products, unless specified.
LED warranty void without surge protection. Refer to page 24.135

HID STREET LIGHTS IP65



Lamp Excluded-
For Lamps see Page 24.22 - 24.23

Path Finder HID - Input Voltage: 230VAC I SANS 475, SANS 60598-2-3 I UV stabilised polymer body, grey in colour I High impact UV stabilised clear acrylic lens I IP54 Gear compartment, IP65 Lamp compartment I Side Entry

Code	Wattage	Lamp Type	Igniter	Lamp Holder	Size (mm)
PATH-70-MH	70W	MH & HPS	Yes	E27	591 x 238 x 196
PATH-70-HPS	70W	HPS with Internal Ignitor	No	E27	591 x 238 x 196
PATH-100-MH	100W	MH & HPS	Yes	E27	591 x 238 x 196
PATH-100-HPS	100W	MH & HPS	Yes	E40	591 x 238 x 196
PATH-150-MH	150W	MH & HPS	Yes	E27	591 x 238 x 196
PATH-150-HPS	150W	HPS	Yes	E27	591 x 238 x 196
PATH-EMPTY	EMPTY	-	No	E27	591 x 238 x 196

*Add type of Control Gear required to code: **MH** *(Metal Halide)*, **HPS** *(High Pressure Sodium)*, **EMPTY** *(No Control Gear)*



70W, 150W, 250W



400W

Flux HID Street Light Input Voltage: 220-240VAC I Die-Cast Aluminium Body I Tempered Glass Diffuser I Lamps Excluded - For Lamps see page 24.22 - 24.23

Code	Wattage	Lamp Holder	Pole Entry	Size (mm)
ZY-6009-70-*	70W	E27	Side & Bottom	565 x 220 x 145
ZY-6009-150-*	150W	E27	Side & Bottom	640 x 270 x 160
ZY-6009-250-*	250W	E40	Side & Bottom	755 x 300 x 215
ZY-6009-400-*	400W	E40	Side & Bottom	862 x 358 x 215

*Add type of Control Gear required to code: **MH** *(Metal Halide)*, **HPS** *(High Pressure Sodium)*, **EMPTY** *(No Control Grear)*

PL STREET LIGHT



Lamp Excluded-
For Lamps see Page 24.21

Path Finder PL - Input Voltage: 230VAC I SANS 475, SANS 60598-2-3 I UV stabilised polymer body, grey in colour I High impact UV stabilised clear acrylic lens I IP54 Gear compartment, IP65 Lamp compartment

Code	Wattage	Lamp Holder	Pole Entry	Size (mm)
PATH-218	2 x 18W	PLCE	Side	591.5 x 238.8 x 196
PATH-226	2 x 26W	PLCE	Side	591.5 x 238.8 x 196

EMPTY STREET LIGHT FITTING IP65



SFL-1001 & SFL-1001-P



SFL-1002 & SFL-1002-P



Photocell included with
SFL-1001-P / SFL-1002-P

Input Voltage: 220-240VAC I Complete with 15° Mounting Bracket I E27 Lamp Holder I Polycarb Body I Polycarb Diffuser I Lamps Excluded

Code	Wattage	Pole Entry	Size (mm)
Standard			
SFL-1001	1 x 45W Max	Side	590L x 170W x 150H
SFL-1002	2 x 45W Max	Side	590L x 250W x 170H
Complete with Photocell			
SFL-1001-P	1 x 45W Max	Side	590L x 170W x 150H
SFL-1002-P	2 x 45W Max	Side	590L x 250W x 170H



Input Voltage: 230VAC I Complete with Mounting Arm and Day/Light Switch I E27 Lamp Holder I Die-Cast Aluminium Body I PS Diffuser I Lamps Excluded

Code	Wattage	Pole Entry	Size (mm)
SFL-3001	60W Max	Side	Ø300 x 470H

2-year warranty on all LED products & 1-year warranty on battery-operated products, unless specified.
LED warranty void without surge protection. Refer to page 24.135.
©ACDC Dynamics

LED INDUSTRIAL BULKHEADS IP65

Glass Diffuser



IBG-LED-30W

PC Diffuser



NEW

NEW

IBG-LED-30W-PC



EMG

Die-cast Aluminium Base I Glass Diffuser with Stainless Steel Clips I CRI > 80 I Colour Temp. 6000K
Emergency version has 1.5hrs Backup at 10W Output

External Driver - 5 Year Warranty

Code	Input Voltage	Wattage	Lumens	Size (mm)
IBG-LED-30W*	85-265V	30W	3000lm	418 x 314 x 203
IBG-LED-60W**	85-265V	60W	6000lm	418 x 314 x 203
IBG-LED-100W**	85-265V	100W	9000lm	418 x 314 x 203
IBG-LED-150W**	85-265V	150W	19500lm	418 x 314 x 203
DOB: Driver on Board - 2 Year Warranty				
IBG-LED-30W-DOB*	220-240V	30W	3000lm	418 x 314 x 203
IBG-LED-60W-DOB*	220-240V	60W	6000lm	418 x 314 x 203
IBG-LED-100W-DOB*	220-240V	100W	9000lm	418 x 314 x 203

* For Polycarbonate Lens, add **-PC** to code
* For Emergency, add **-EMG** to code

LED RETROFIT KIT FOR INDUSTRIAL BULKHEADS



IBG-LEDRRK



IBG-LEDRRK-DOB

IBG & EL-616 Retrofit Kit - CRI>80 I 6000K I Aluminium Tray designed to dissipate heat efficiently

External Driver - 5 Year Warranty

Code	Input Voltage	Wattage	Lumens	Size (mm)
IBG-LEDRRK-30W	85-265V	30W	3000lm	330 x 240
IBG-LEDRRK-60W	85-265V	60W	6000lm	330 x 240
IBG-LEDRRK-100W	85-265V	100W	9000lm	330 x 240
DOB: Driver on Board - 2 Year Warranty				
IBG-LEDRRK-30W-DOB	220-240V	30W	3000lm	418 x 314 x 203
IBG-LEDRRK-60W-DOB	220-240V	60W	6000lm	418 x 314 x 203
IBG-LEDRRK-100W-DOB	220-240V	100W	9000lm	418 x 314 x 203

NEW



B40-LEDRRK-DOB

LASCON B40 Retrofit Kit - CRI>80 I 6000K I Aluminium Tray designed to dissipate heat efficiently

DOB: Driver on Board - 2 Year Warranty

B40-LEDRRK-60W-DOB	220-240V	60W	6000lm	290 x 240
B40-LEDRRK-100W-DOB	220-240V	100W	9000lm	290 x 240

LED LOW PROFILE INDUSTRIAL BULKHEADS IP65

NEW





Low Profile Die Cast Aluminium Base I Glass Diffuser I Stainless Steel Clips I CI > 80 I
Colour Temp 6000K

External Driver - 5 Year Warranty

Code	Input Voltage	Wattage	Lumens	Size (mm)
IBG-LP-LED-60W*	85-265V	60W	7800lm	414 x 303 x 89
IBG-LP-LED-100W*	85-265V	100W	13000lm	414 x 303 x 89
IBG-LP-LED-150W*	85-265V	150W	19500lm	414 x 303 x 89
DOB: Driver on Board - 2 Year Warranty				
IBG-LP-LED-60W-DOB*	220-240V	60W	7800lm	414 x 303 x 89
IBG-LP-LED-100W-DOB*	220-240V	100W	13000lm	414 x 303 x 89
IBG-LP-LED-150W-DOB*	220-240V	150W	19500lm	414 x 303 x 89

* For Polycarbonate Lens, add **-PC** to code

©ACDC Dynamics

2-year warranty on all LED products & 1-year warranty on battery-operated products, unless specified.
LED warranty void without surge protection. Refer to page 24.135

INDUSTRIAL BULKHEADS - HID

Lamp to be ordered separately.



IBPC

H.P.S. (High Pressure Sodium)
M.H. (Metal Halide)
M.V. (Mercury Vapour)

Industrial Bulkheads IP44 - 230VAC, Size: 310 x 258 x 225(D)mm, Polycarbonate Diffuser

Watts	Code						Lamp Holder
	H.P.S.	Lamp	M.H.	Lamp	M.V.	Lamp	
70W	IBPC-70IHPS	SD-70I	IBPC-70MH	MTE-70	–	–	E27
125W	–	–	–	–	IBPC-125MV	QE-125	E27
150W	IBPC-150HPS/MH	SD-150-E27	IBPC-150HPS/MH	MTE-150	–	–	E27
Energy Saving Fittings - Excluding Lamps. Fitted Polycarbon diffuser and die-cast.							
2 x 18W	IBPC-218	PLC-18					BCF-G24d2
2 x 26W	IBPC-226	PLC-26					BCF-G24d3
2 x 42	IBPC-242	PLCE-42					BCF-G24q4
	NB1269	–	Empty Body c/w Lampholder				E27

Lamp to be ordered separately.

IBG



H.P.S. (High Pressure Sodium)
M.H. (Metal Halide)
M.V. (Mercury Vapour)

Industrial Bulkheads IP65 - 230VAC, Size: 418 x 314 x 203(D)mm Glass Diffuser with stainless steel clips. Die-cast aluminium base.

Watts	Code						Lamp Holder
	H.P.S.	Lamp	M.H.	Lamp	M.V.	Lamp	
70W	IBG-70IHPS	SD-70I	–	–	–	–	E27
150W	IBG-150HPS/MH	SD-150	IBG-150HPS/MH	MTE-150	–	–	E27

LED WALL PACK IP65



LS-WP



RSWP-*-B



RSWP-*-C

Supply Voltage: 90-240V I Die-Cast Aluminium I Colour Temp: 6000K

Code	Wattage	Lumens	Size (mm)
LS-WP30W	30W	2100lm	366 x 185 x 233
LS-WP60W	60W	4200lm	366 x 185 x 233
RSWP-30W-B	30W	2100lm	287 x 272 x 188
RSWP-60W-B	60W	4200lm	287 x 272 x 188
RSWP-30W-C	30W	2100lm	264 x 308 x 182
RSWP-60W-C	60W	4200lm	264 x 308 x 182

INDUSTRIAL BULKHEADS - EMPTY



BK6009



NB1269



EL-616

Industrial Bulkheads - Input Voltage: 230VAC I E27 Lamp Holder I Lamps Excluded

Code with Lamp Holder	Lens	IP Rating	Size (mm)
BK6009	PC	IP65	260 x 300 x 180
NB1269	PC	IP44	310 x 258 x 255
EL-616	Glass	IP65	418 x 314 x 203



BK6003



FL1057

Rectangular Bulkheads - Input Voltage: 230VAC I E27 Lamp Holder I Lamps Excluded I Aluminium Body I Glass Cover

Code	Lens	IP Rating	Size (mm)
BK6003	PC	IP54	280 x 175 x 133
FL1057	Glass	IP65	330 x 230 x 190

2-year warranty on all LED products & 1-year warranty on battery-operated products, unless specified.
LED warranty void without surge protection. Refer to page 24.135.

©ACDC Dynamics

T8 FLUORESCENT WEATHERPROOF LIGHT FITTINGS IP65

ELECTRONIC BALLAST & EMG KIT



YZ Range

3 LAMP



F7 Range

YZ & F7 Range - Material: ABS Base & Clip, Clear Poly-Carbonate diffuser I
Working Temp: 85˚C max I PF >0.97

Lamp Power	Size (mm) L x B x H	Codes			
		Iron Ballast	Electronic Ballast (240V)	Electronic Ballast (110V)	*c/w Emergency Kit
1 x 18W (2FT)	675 x 85 x 90	YZ-8118A	YZ-8118-ELC 240V	-	-
1 x 36W (4FT)	1278 x 85 x 90	YZ-8136A	YZ-8136-ELC 240V	YZ-8136-ELC 110V	YZ-8136-EMG
1 x 58W (5FT)	1578 x 85 x 90	YZ-8158A	YZ-8158-ELC 240V	-	YZ-8158-EMG
2 x 18W (2FT)	675 x 129 x 90	-	YZ-8218-ELC 240V	YZ-8218-ELC 110V	YZ-8218-EMG
2 x 36W (4FT)	1278 x 129 x 90	YZ-8236A	YZ-8236-ELC 240V	YZ-8236-ELC 110V	YZ-8236-EMG
2 x 58W (5FT)	1578 x 129 x 90	-	YZ-8258-ELC 240V	YZ-8258-ELC 110V	-
3 x 18W (2FT)	675 x 220 x 110	F7318	F7318-ELC 240V	-	F7318-EMG
3 x 36W (4FT)	1278 x 220 x 110	F7336	F7336-ELC 240V	-	F7336-EMG

***1** Lamp fitted with emergency kit @ 11% of full power for 1 hour

Accessories For F7 Range

Code	Description
F7-CLIP/P	Plastic holding clips for **F7** Diffuser
F7-CLIP/S	S/Steel holding clips for **F7** Diffuser



Opal



Clear



YZ-CLIP/C



YZ-CLIP/S



YZ-CLIP/P



YZ-CLIP/M



YZ-EMG



YZ-BAT

YZ Range - Empty - Material: ABS Base & Clip, Poly-Carbonate diffuser I Working Temp: 85˚C max I
Supplied without gear

Lamp Power	Size (mm) L x B x H	Codes			
		Body with Clear Diffuser	Spare Clear Diffuser	Body with Opal Diffuser	Spare Opal Diffuser
1 x 18W (2FT)	675 x 85 x 90	YZ-8118-EMPTY	YZ-8118-DIF	-	-
1 x 36W (4FT)	1278 x 85 x 90	YZ-8136-EMPTY	YZ-8136-DIF	-	-
1 x 58W (5FT)	1578 x 85 x 90	YZ-8158-EMPTY	YZ-8158-DIF	-	-
2 x 18W (2FT)	675 x 129 x 90	YZ-8218-EMPTY	YZ-8218-DIF	-	-
2 x 36W (4FT)	1278 x 129 x 90	YZ-8236-EMPTY	YZ-8236-DIF	YZ-8236-OP-EMPTY	YZ-8236-OP-DIF
2 x 58W (5FT)	1578 x 129 x 90	YZ-8258-EMPTY	YZ-8258-DIF	YZ-8258-OP-EMPTY	YZ-8258-OP-DIF

Accessories - For YZ Range

Code	Description
YZ-CLIP/P	Plastic holding clips for **YZ** Diffuser
YZ-CLIP/S	S/Steel holding clips for **YZ** Diffuser
YZ-CLIP/M	S/Steel surface mount clips
YZ-CLIP/C	Chassis assembly clips

Emergency Accessories - For **YZ** Fittings

Code	Description
YZ-EMG-2X18	2x18W Emergency Ballast c/w Batteries
YZ-EMG-2X36	2x36W Emergency Ballast c/w Batteries
YZ-EMG-2X58	2x58W Emergency Ballast c/w Batteries
YZ-BAT	Battery for emergency fitting only
YZ-EMG	Emergency Ballast



Lockable function





F7D Range - High Temp Rating - Material: Poly-Carbonate Base & Clear Poly-Carbonate diffuser I
Working Temp: 120˚C max I PF >0.97 I Cover & internal plate can be hinged

Lamp Power	Size (mm) L x B x H	Codes			
		Iron Ballast	Electronic Ballast (240V)	*c/w Emergency Kit	Spare Clear Diffuser
2 x 36W (4FT)	1268 x 158 x 101	F-7236D	F-7236D-ELC 240V	F-7236D-ELC 110V	F-7236D-DIF
2 x 58W (5FT)	1568 x 158 x 101	-	F-7258D-ELC 240V	F-7258D-ELC 110V	F-7258D-DIF

Accessories - For F7 & F7-D Range

Code	Description
F7D-CLIP/P	Plastic holding clips for **F7-D** Diffuser
F7D-CLIP/S	S/Steel holding clips for **F7-D** Diffuser
F7318-DIF	Spare Diffuser for **F7318** Fitting
F7336-DIF	Spare Diffuser for **P7336** Fitting

©ACDC Dynamics

T8 LED WEATHERPROOF LINEAR LIGHTS IP65



LED Tubes to be ordered separately see page 24.1-24.3

NEW

Wiring Diagram



LED Standard Weatherproof Linear Light IP65 c/w Fuse Links I Easy Replacement

I Wired for L+N one end, Link Opposite end. LED Tubes Excluded

Clear Diffuser	Opal Diffuser	LED Tube Code	Lamp Power	Size (mm)
Single Tube				
LED-YZ-T8-8W-V2	YZ-8118-OP-EMPTY-V2	LEDT8-A2FR-CW or DL	1x 8W (2FT)	660 x 70 x 78
LED-YZ-T8-18W-V2	YZ-8136-OP-EMPTY-V2	LEDT8-A4FR-CW or DL	1x 18W (4FT)	1260 x 70 x 78
LED-YZ-T8-22W-V2	YZ-8158-OP-EMPTY-V2	LEDT8-A5FR-CW or DL	1x 22W (5FT)	1560 x 65 x 60
Double Tube				
LED-YZ-T8-2X8W-V2	YZ-8218-OP-EMPTY-V2	LEDT8-A2FR-CW or DL	2x 8W (2FT)	660 x 100 x 60
LED-YZ-T8-2X18W-V2	YZ-8236-OP-EMPTY-V2	LEDT8-A4FR-CW or DL	2x 18W (4FT)	1260 x 100 x 60
LED-YZ-T8-2X22W-V2	YZ-8258-OP-EMPTY-V2	LEDT8-A5FR-CW or DL	2x 22W (5FT)	1500 x 100 x 60

For LED tubes see page 24.1-24.3 I For Emergency Add Emergency Tube Code on page 24.3



LED-YZ-CLIP/S-V2

Accessories

Code	Wattage
LED-YZ-CLIP/S-V2	Stainless Steel holding clips for YZ Diffuser



LED Tubes to be ordered separately see page 24.1-24.3

Accessories Supplied

LED Economy Weatherproof Linear Light IP65 Material: ABS & Polycarbonate Diffuser I Supplied without LED Tube

Code	Power	Dimensions
LEDWPT8-109	1 x 9W	660 x 65 x 60mm
LEDWPT8-209	2 x 9W	660 x 95 x 60mm
LEDWPT8-118	1 x 18W	1270 x 65 x 60mm
LEDWPT8-218	2 x 18W	1270 x 95 x 60mm
LEDWPT8-122	1 x 22W	1570 x 65 x 60mm
LEDWPT8-222	2 x 22W	1570 x 95 x 60mm

For LED tubes see page 24.1-24.3 I For Emergency Add Emergency Tube Code on page 24.3



BW-ECO2

LED Weatherproof Linear Light with Motion Sensor IP65 Ideal for parking lots

Input Voltage: 230VAC I ABS + PC I Colour Temperature 6000K I Integrated Microwave Sensor I Time Setting: 10sec to 30min I Light Control: 10-2000 lux I Detection Range: 1-8m (Radius) (Adjustable)

Code	Wattage	Lumen	Size (mm)
BW-ECO2-18	18W	1500lm	568 x 70 x 55
BW-ECO2-36	36W	3000lm	1168 x 70 x 55
BW-ECO2-48	48W	4000lm	1480 x 70 x 55



LG136C-E-S-CW

Input Voltage: 230VAC I ABS Body + PC Diffuser I Colour Temperature: 4000K I Integrated Microwave Sensor I Time Setting: 5s/90s/5min/15min I Detection Area: 10%-50%-75%-100% I Daylight Threshold: 2lux-10lux-50lux-Disable I Detection Range: Max. Ø14m (Ceiling) and Max. Ø10m (Wall)

NEW

Code	Wattage	Lumen	Size (mm)
LG136C-E-S-CW	23W	2300lm	1265 x 89 x 92

NEW



LED Integrated Weatherproof Linear Light IP65 - Supply Voltage 230VAC I Colour Temp 6500K (Daylight) I Snap on lens cover (no clips/screws) I Easy connection (no need to open fitting) I PC Base and Lens / Aluminium heat sink I CCT Adjustable I Has plastic clips for diffuser

Code 2 Year	Wattage	Lumen	Max Series Connection	Size (mm)
BW-ECO-18*	18W	1500lm	20	590 x 86 x 66
BW-ECO-36*	36W	3000lm	10	1180 x 86 x 66
BW-ECO-48*	48W	4000lm	8	1480 x 86 x 66

* For CCT Adjustable, add **-CCT** (3000K, 4200K, 6000K) to code

2-year warranty on all LED products & 1-year warranty on battery-operated products, unless specified.
LED warranty void without surge protection. Refer to page 24.135.

©ACDC Dynamics

T8 LED WEATHERPROOF LINEAR LIGHTS IP65

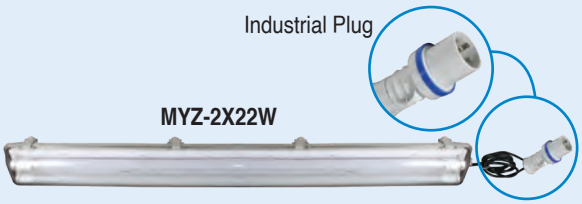



LED Mining Weatherproof Linear Light IP65 Input Voltage: 85 - 265VAC I c/w LED Tubes 6000K (Daylight) I c/w 2 x Stainless Steel Clips & 2 x Hooks

Codes c/w LED Tube	Wattage	Supplied with	Size (mm)
MYZ-2X22W	2 x 22W	1.5m Cable & 2P + E 16A Industrial Plug 2 x Daylight LED Tubes	1578 x 129 x 90
MYZ-2X18W-E27	2 x 18W	1.5m Cable & E27 Lamp Holder	1278 x 129 x 90
MYZ-2X22W-E27	2 x 22W	1.5m Cable & E27 Lamp Holder	1578 x 129 x 90

• For LED tubes see page 24.1-24.3
• For Emergency Add Emergency Tube Code on page 24.3



T5 FLUORESCENT WEATHERPROOF FITTINGS IP65

IP65 Weatherproof Light Fitting

Supplied with electronic ballasts
Material: ABS Base & Polycarbonate diffuser
Working Temp: 85˚C max





Lamp Power	Single Lamp		Twin Lamp		
	Code	Size L x W x H	Code	c/w Emergency Kit	Size L x W x H
14W(2ft)	YZ-1T514W-ELC 240V	610 x 60 x 74mm	YZ-2T514W-ELC 240V	-	610 x 60 x 74mm
28W(4ft)	YZ-1T528W-ELC 240V	1210 x 60 x 74mm	-	-	1210 x 60 x 74mm
54W(4ft)	YZ-1T554W-ELC 240V	1210 x 60 x 74mm	YZ-2T554W-ELC 240V	-	1210 x 60 x 74mm
35W(5ft)	YZ-1T535W-ELC 240V	1510 x 60 x 74mm	YZ-2T535W-ELC 240V	YZ-2T535W-EMG	1510 x 60 x 74mm
49W(5ft)	YZ-1T549W-ELC 240V	1510 x 60 x 74mm	YZ-2T549W-ELC 240V	-	1510 x 60 x 74mm
80W(5ft)	YZ-1T580W-ELC 240V	1510 x 60 x 74mm	YZ-2T580W-ELC 240V	YZ-2T580W-EMG	1510 x 60 x 74mm

For LED Tubes see page 24.3

T8 LED STAINLESS STEEL LIGHT FITTINGS IP65

Material: 304 Stainless steel base
& tempered glass diffuser.
Working temperature: 120˚C
Application: Chemical factories, etc.



Lamp Power	Size L x W x H	*Wired for LED	Spare Diffuser
1 x 8W (2FT)	710 x 140 x 97mm	LED-SS-8118A	SS-8118-DIF
1 x 18W (4FT)	1310 x 140 x 97mm	LED-SS-8136A	SS-8136-DIF
1 x 22W (5FT)	1610 x 140 x 97mm	LED-SS-8158A	SS-8158-DIF
2 x 8W (2FT)	710 x 210 x 97mm	LED-SS-8218A	SS-8218-DIF
2 x 18W (4FT)	1310 x 210 x 97mm	LED-SS-8236A	SS-8236-DIF
2 x 22W (5FT)	1610 x 210 x 97mm	LED-SS-8258A	SS-8258-DIF

***Note:** Lamps Excluded, For LED Tubes see page 24.1-24.3 I For Emergency Add Emergency Tube Code on Page 24.3

Accessories

Code	Description
EL-FL	Fuse Link (To be Ordered Separately for LED Version)

For Polycarbonate diffuser add **-PCDIF** to code. For example: **SS-8258-PCDIF**

©ACDC Dynamics

2-year warranty on all LED products & 1-year warranty on battery-operated products, unless specified.
LED warranty void without surge protection. Refer to page 24.135

T8 FLUORESCENT STAINLESS STEEL LIGHT FITTINGS IP65

Material: 304 Stainless steel base
& tempered glass diffuser.
Working temperature: 120˚C
Application: Chemical factories, etc.



Lamp Power	Size L x W x H	Iron Ballast	Electronic Ballast (240V)	Electronic Ballast (110V)	Spare Diffuser
1 x 18W (2FT)	710 x 140 x 97mm	**SS-8118A**	**SS-8118-ELC 240V**	**SS-8118-ELC 110V**	**SS-8118-DIF**
1 x 36W (4FT)	1310 x 140 x 97mm	**SS-8136A**	**SS-8136-ELC 240V**	**SS-8136-ELC 110V**	**SS-8136-DIF**
1 x 58W (5FT)	1610 x 140 x 97mm	**SS-8158A**	**SS-8158-ELC 240V**	**SS-8158-ELC 110V**	**SS-8158-DIF**
2 x 18W (2FT)	710 x 210 x 97mm	**SS-8218A**	**SS-8218-ELC 240V**	**SS-8218-ELC 110V**	**SS-8218-DIF**
2 x 36W (4FT)	1310 x 210 x 97mm	**SS-8236A**	**SS-8236-ELC 240V**	**SS-8236-ELC 110V**	**SS-8236-DIF**
2 x 58W (5FT)	1610 x 210 x 97mm	**SS-8258A**	**SS-8258-ELC 240V**	**SS-8258-ELC 110V**	**SS-8258-DIF**

For Polycarbonate Diffuser add **-PCDIF** to code. For example: **SS-8258-PCDIF**

T8 LED ALUMINIUM FITTINGS IP65



LED-F7118F



Material: Aluminium base and tempered glass cover. Stainless Steel Clips

Wired for LED	Lamp Power	Size L x W x H
LED-F7118F	1 x 8W (2FT)	675 x 120 x 95mm
LED-F7218F	2 x 8W (2FT)	675 x 150 x 95mm
LED-F7136F	1 x 18W (4FT)	1285 x 120 x 95mm
LED-F7158F	1 x 22W (5FT)	1585 x 120 x 95mm

For Lamps see page 24.1-24.3 I For Emergency Add Emergency Tube Code on Page 24.3

Accessories

Code	Description
NF7-CLIP/S	Spare Stainless Steel Clips
EL-FL	Fuse Link (To be Ordered Separately for LED Version)

For Spare Glass add **-DIF** to Code. For example: **F7258F-DIF**

LED WEATHERPROOF LINEAR LIGHTING IP65



Standard
2 Wire



O1TP
Suspension Kit



Dimmable



Emergency





1m Jumper
Lead



1m Power
Connector



Seamless
Joining Bracket



Microwave
Sensor

LED Tri-Proof Fitting - Input Voltage: 230VAC I 130lm/W I Colour Temperature: 6000K I Seamless Connection I c/w Surface Mounting Kit I c/w Waterproof End Cap I Suspension Kit Optional I Power-Connector not included

Code Standard - 2 Wire	Code Dimmable	Wattage	Lumen	Size (mm)
01TP-C2F-15	**01TP-C2F-D-15**	15W	1950lm	600 x 67 x 67
01TP-C4F-33	**01TP-C4F-D-33**	33W	4290lm	1200 x 67 x 67
01TP-C5F-45	**01TP-C5F-D-45**	45W	5850lm	1500 x 67 x 67

Emergency - Lithium Ion I With Test Button I 4 Wire

Code	Wattage	Lumen	Size (mm)
01TP-C2F-E-15	15W	1950lm (E-280lm)	600 x 67 x 67
01TP-C4F-E-33	33W	4290lm (E-460lm)	1200 x 67 x 67
01TP-C5F-E-45	45W	5850lm (E-560lm)	1500 x 67 x 67

Accessories - 2 Wire & 4 Wire

2 Wire Codes	Description	4 Wire Codes	Description
01TP-2W-PC	1m Power Connector	**01TP-4W-PC**	1m Power Connector
01TP-2W-JB	Seamless Joining Bracket	**01TP-4W-JB**	Seamless Joining Bracket
01TP-2W-JL	1m Jumper Lead	**01TP-4W-JL**	1m Jumper Lead
01TP-2W-MS	Microwave sensor	**01TP-4W-MS**	Microwave sensor

2-year warranty on all LED products & 1-year warranty on battery-operated products, unless specified.
LED warranty void without surge protection. Refer to page 24.135.

©ACDC Dynamics

LED WEATHERPROOF LINEAR LIGHTING IP65



LED Weatherproof Linear Light - Input voltage: 230VAC I Extruded body I IK08 I RA > 80 I Mounting Kit Included I 400W max in series

Code	Wattage	Lumen	Size (mm)
Ultra Slim - Linkable / PC Diffuser			
OBH-S-18W-*	18W	1440lm	600 x 43 x 38
OBH-S-36W-*	36W	2880lm	1200 x 43 x 38
OBH-S-45W-*	45W	3840lm	1500 x 43 x 38

Accessories

Code	Description
OBH-MC	1m Middle Connector
OBH-PC	500mm Power Connector



Code	Wattage	Lumen	Size (mm)
Standard Slimline - Quick Connect Power Adaptor			
LG08C-06-18W-*	18W	1650lm	650 x 72 x 42
LG08C-12-36W-*	36W	3300lm	1250 x 72 x 42
LG08C-15-45W-*	45W	4000lm	1560 x 72 x 42
High Power Slimline - With 230mm Fly Lead			
MDT-1701-SMD30-*	30W	2700lm	662 x 78 x 38
MDT-1702-SMD60-*	60W	5400lm	1232 x 78 x 38
MDT-1703-SMD70-*	70W	6300lm	1532 x 78 x 38

*Add colour to code: ○ **CW** *(Cool White) 4200K*, ○ **DL** *(Daylight) 6000K*



LED Weatherproof Linear Light - Supply Voltage 100 - 240VAC I 2 x LED chip boards to ensure even lighting I Colour temp 6500K (Daylight) I PC Base and Lens I Aluminium heat sink I Series connection possible I Easy connection I Mounting Kit Included

Code	Wattage	Lumen	Size (mm)
RW-PK-WP60-1	9W	800lm	610 x 50 x 49
RW-PK-WP120-1	18W	1600lm	1210 x 50 x 49
RW-PK-WP150-1	22W	1900lm	1510 x 50 x 49

LED WEATHERPROOF LINEAR LIGHTING IP65



LED Linear Light - Input Voltage: 110-240VAC I Linkable I Easy Installation I c/w Mounting Clips, End Caps and 300mm Power Connector

Codes	Wattage	Lumen	Size (mm)
YB-SFD01-18W-*	18W	1500lm	600 x 60 x 29
YB-SFD01-36W-*	36W	3200lm	1200 x 60 x 29

*Add Colour to Code: ○ **CW** *(Cool White - 4200K)*, ○ **DL** *(Daylight - 6000K)*

Code (Accessories)	Description
YB-SFD-PC	300mm Power Connector
YB-SFD-MC	Middle Connector for Linking

LED WEATHERPROOF LINEAR LIGHTING IP66



Narrow Body - Input Voltage: 230VAC I Integrated LED I CRI ≥80 I Material: PC I Mounting Clips Included I Supplied with 230mm Fly Lead

Code	Power	Lumens	Size (mm)
ZJT-0760-15W-*	15W	1425lm	600 x 70 x 65
ZJT-0790-20W-*	20W	1900lm	900 x 70 x 65
ZJT-07120-36W-*	36W	3600lm	1200 x 70 x 65
ZJT-07150-42W-*	42W	4200lm	1500 x 70 x 65
Wide Body - Input Voltage: 230VAC I Integrated LED I CRI ≥80			
ZJT-1360-20W-*	20W	1900lm	600 x 134 x 61
ZJT-1390-30W-*	30W	2850lm	900 x 134 x 61
ZJT-13120-42W-*	42W	4200lm	1200 x 134 x 61

*Add colour to code: ○ **CW** *(Cool White) 4200K*, ○ **DL** *(Daylight) 6000K*

©ACDC Dynamics

LED RECESSED PANELS



Backlit Panel - Input Voltage: 100-240VAC I High Quality I Ultra Efficient I 110lm I Low Glare I PMMA Diffuser I Suspension Kit available under Accessories

Code	Wattage	Lumen	Size (mm)	Spare Driver
DFL-P0606-40W-CCT	40W	4400lm	595 x 595 x 30	DRV-DFL-40W
DFL-P0606-64W-CCT	64W	7040lm	595 x 595 x 30	DRV-DFL-64W
DFL-P1203-40W-CCT	40W	4040lm	1195 x 295 x 30	DRV-DFL-40W
DFL-P1206-64W-CCT	64W	7040lm	1195 x 595 x 30	DRV-DFL-64W





Sidelit Panel - 3 Year Warranty panels are designed for normal operating conditions at 8hrs a day. It is recommended to use the 5 Year Warranty panels for operating hours above 8hrs. Warranty void if panels are incorrectly specified for the application.

Code	Wattage	Lumen	Size (mm)	Spare Driver
Standard - Supply Voltage: 100-240VAC I CRI > 80 I Lumen Output 100lm/W				
DFL-P0303-*	21W	2100lm	300 x 300 x 12	DRV-DFL-21W
DFL-P0606-72W-CW	72W	7200lm	595 x 595 x 12	DRV-DFL-72W
DFL-P1203-CW	52W	5200lm	1195 x 300 x 12	DRV-DFL-52W
Dimmable - Supply Voltage: 100-240VAC I Panels have a 1-10V input on driver (use **GL-CA-1** Dimmer)				
DIM-DFL-P0303-*	21W	2100lm	300 x 300 x 12	DIM-DRV-DFL-21W
DIM-DFL-P0606-40W-*	52W	5200lm	1195 x 300 x 12	DIM-DRV-DFL-52W
DIM-DFL-P1203-*	72W	7200lm	1195 x 595 x 12	DIM-DRV-DFL-72W
DIM-DFL-P1206-72W-*	40W	4000lm	595 x 595 x 12	DIM-DRV-DFL-40W

* Add colour to code: ○ **CW** *(Cool White) 4200K,* ○ **DL** *(Daylight) 6000K*



High Performance Backlit Panel - Input Voltage: 220-240VAC I CRI > 80 I 120lm/W I Flicker Free I High Quality I Ultra Efficient I Low Glare I PMMA Diffuser I Suspension Kit available under accessories

Codes	Wattage	Lumen	Size (mm)	Spare Driver
HP-0606-40W-*	40W	4800lm	595 x 595 x 30	HP-DRV-40W
HP-60120-60W-*	60W	7200lm	595 x 1195 x 30	HP-DRV-60W

* Add colour to code: ○ **CW** *(Cool White) 4200K,* ○ **DL** *(Daylight) 6500K*



Splicing Frame Panel Light - Input Voltage: 220-240VDC I CRI>80 I Material: PC I High Light Output I Surface or Recess Mount I Elegant Design

Code	Wattage	Lumen	Size (mm)
SEC-L-PL225-36W-*	36W	2600lm	595 x 595 x 20
SEC-L-PL225-40W-*	40W	4000lm	595 x 595 x 20
SEC-L-PL225-48W-*	48W	4800lm	595 x 595 x 20

* Add colour to code: ○ **CW** *(Cool White) 4200K,* ○ **DL** *(Daylight) 6000K*



Dali Dimmable LED Panel - Input Voltage: 180-265VAC I CRI >80 I Beam Angle 120° I Meanwell Dali Dimmable Driver

Codes	Wattage	Lumen	Size (mm)	Spare Driver
DALI-DFL-P0606-*	40W	4000lm	595 x 595	DRV-DFL-40W
DALI-DFL-P1206-*	60W	6000lm	1195 x 595	DRV-DFL-60W

* Add colour to code: ○ **CW** *(Cool White) 4200K,* ○ **DL** *(Daylight) 6500K*

2-year warranty on all LED products & 1-year warranty on battery-operated products, unless specified.
LED warranty void without surge protection. Refer to page 24.135.

©ACDC Dynamics

LED RECESSED PANELS

2 Year Warranty



Daylight Harvesting - Input Voltage: 100-277VAC I Beam Angle 80° I UGR 19 I CRI > 80 I Built in daylight sensor to sense movement & calculate ambient light to automatically adjust light output to set parameters

Code	Wattage	Lumens	Size (mm)
PL-0606-*	40W	3790lm	595 x 595 x 44

* Add colour to code: ○ **CW** *(Cool White) 4200K,* ○ **DL** *(Daylight) 6000K*

Accessories

Code	Description
PL-RMC	Remote Control for setting Parameters



RGB



c/w Remote

RGB - Supply Voltage: 100-240VAC I 🔴 🟢 🔵 RGB I c/w Remote

Codes	Wattage	Lumen	Size (mm)	Spare Driver
DFL-P0606-46W-RGB	46W	3220lm	595 x 595 x 50	DRV-DFL-46W-RGB

2 Year Warranty



LED Emergency Panel IP40 - Input Voltage: 230VAC I 1hr Backup time - Half power during backup I Green light - Main line, Red light - Charging, Yellow light - Error I Ni-MH Rechargeable battery

Codes	Wattage	Lumen	Size (mm)
EMG-DFL-P0606-40W-*	40W	4000lm	595 x 595
EMG-DFL-P1206-60W-*	50W	5000lm	1195 x 595

* Add colour to code: ○ **CW** *(Cool White) 4200K,* ○ **DL** *(Daylight) 6500K*

Dimmer



GL-CA-1



SF-300



GL-CA-4KIT
GL-CA-6KIT



SM4-6060



SM4-60120

Accessories

Code	Description
SF-300	2m 0.75 x 3 Core Cable with 5Amp Plug
GL-CA-4KIT	4 Pcs of wire for 300x300 or 600x600 panels
GL-CA-6KIT	6 Pcs of wire for 1200x300 or 1200x600 panels
GL-CA-1	Up to 144W (230VAC) I 1-10V Output (No Max Load)
SM4-6060	595 x 595 x 10mm Surface Mount Bracket for LED Panel
SM4-60120	595 x 1195 x 10mm Surface Mount Bracket for LED Panel
DFL-4H	Suspension bracket for 600x600 backlit panel
DFL-6H	Suspension bracket for 1200x600 backlit panel

LED RECESSED FITTINGS

5 Year Warranty



FX-ZMP-12X6



FX-ZMP-6X6

Recessed Indirect Fitting - Input Voltage: 85-265VAC I Integrated LEDs

Codes	Wattage	Lumen	Size (mm)
FX-ZMP-6X6-*	46W	4600lm	595 x 595 x 95
FX-ZMP-12X3-*	53W	5300lm	1195 x 295 x 95
FX-ZMP-12X6-*	53W	5300lm	1195 x 595 x 95

* Add colour to code: ○ **CW** *(Cool White) 4200K,* ○ **DL** *(Daylight) 6500K*

LED Tubes & Fuse Links Excluded



LED-66143



LED-66123

Recessed Fitting with Prismatic Diffuser - Wired for T8 LED tubes

Code	No. of Lamps/ Power	Size (mm) L x W x H
LED-66123	3 x 2FT	595 x 595 x 90
LED-66123P4	4 x 2FT	595 x 595 x 90
LED-66143	3 x 4FT	595 x 1195 x 90
LED-66143P4	4 x 4FT	595 x 1195 x 90

For LED tubes see page 24.1-24.3 I For Emergency Add Emergency Tube Code on page 24.3

LED Tubes & Fuse Links Excluded



LED-8143P3



LED-8123P3

Recessed Fitting Aluminium Parabolic Louvre - Wired for T8 LED tubes

Code	No. of Lamps/ Power	Size (mm) L x W x H
LED-8123P3	3 x 2FT	595 x 595 x 90
LED-8123P4	4 x 2FT	595 x 595 x 90
LED-8143P3	3 x 4FT	595 x 1195 x 90
LED-8143P4	4 x 4FT	595 x 1195 x 90

©ACDC Dynamics

2-year warranty on all LED products & 1-year warranty on battery-operated products, unless specified.
LED warranty void without surge protection. Refer to page 24.135

LED SURFACE OFFICE FIXTURES



LED Fitting with Curved Opal Diffuser - Integrated LED

Code	Wattage	Lumens	Size (mm)
DW-LED-MX-18-*	2 x 9W	1440lm	600 x 155 x 65
DW-LED-MX-36-*	2 x 18W	2880lm	1200 x 155 x 65

*Add Colour to Code: ○ **CW** *(Cool White - 4200K)*, ○ **DL** *(Daylight - 6000K)*



LED Light with Prismatic Diffuser - Input Voltage: 100-240VAC I Colour Temp.: 6000K (Daylight) I LED tubes Included

Code	Wattage	Lumen	Size (mm)
LU-508-8W	8W	800lm	628 x 100 x 60
LU-508-18W	18W	1600lm	1238 x 100 x 60
LU-509-2X8W	2 x 8W	1600lm	628 x 164 x 60
LU-509-2X18W	2 x 18W	3400lm	1238 x 164 x 60
LU-509-2X22W	2 x 22W	3800lm	1538 x 164 x 60

LED T8 SURFACE FITTINGS



LED T8 Steel Surface Mount IP20 - V-Shaped Louvre Grill I c/w Fuse Links I Pre-wired for LED Tube

Code	T8 Lamp	Size (mm)
LED-ETL240VG	2 x 18W	1250 x 303 x 68

T8 RECESSED OFFICE FLUORESCENT FITTINGS



Recessed Fittings Aluminium Parabolic Louvre c/w P.F. Capacitor - Emergency Kit fitted @ 12% of full power for 3 hours @ 36W I Lamps excluded I Hinged Reflector for easy maintenance

Code	No. of Lamps/ Power	Size (mm) L x W x H	1 Lamp fitted with EMG kit
SF-8123P3* *	3 x 18W (2FT)	595 x 595 x 90	SF-8123P3-EMG
SF-8123P4*	4 x 18W (2FT)	595 x 595 x 90	SF-8123P4-EMG
SF-8143P3* *	3 x 36W (4FT)	595 x 1195 x 90	SF-8143P3-EMG
SF-8143P4*	4 x 36W (4FT)	595 x 1195 x 90	SF-8143P4-EMG

*For electronic ballast add **-ELC**. * For 2m cord set add **SF** to code



Spare Reflector



SF-300



PT-C08

Accessories

Code	Description
SF-300	2 meter 0.75 x 3 core cable with 5 Amp Plug
SF-305	3 meter 0.75 x 3 core cable with 5 Amp Plug
SF-304	Assembly of 2 meter cable to light fitting
SF-8143P3-DIF	Spare 1200 x 600 Aluminium Parabolic Reflector
SF-8143P4-DIF	Spare 1200 x 600 Aluminium Parabolic Reflector
PT-C08	Lampholder



Recessed Fittings Prismatic Diffuser c/w P.F. Capacitor - Emergency Kit fitted @ 12% of full power for 3 hours @ 36W I Lamps excluded.

Code	No. of Lamps/ Power	Size (mm) L x W x H	1 Lamp fitted with EMG kit
SF-66123*	3 x 18W (2FT)	595 x 595 x 90	SF-66123-EMG
SF-66123P4*	4 x 18W (2FT)	595 x 595 x 90	SF-66123P4-EMG
SF-66143*	3 x 36W (4FT)	595 x 1195 x 90	SF-66143-EMG
SF-66143P4*	4 x 36W (4FT)	595 x 1195 x 90	SF-66143P4-EMG

*For electronic ballast add **-ELC**



Spare Diffuser



SF-300



PT-C08

Accessories

Code	Description
SF-300	2 meter 0.75 x 3 core cable with 5 Amp Plug
SF-304	Assembly of 2 meter cable to light fitting
SF-8123-DIF	Spare 600 x 600 Aluminium Parabolic Reflector
SF-66123-DIF	Spare 600 x 600 Prismatic Diffuser
SF-66143-DIF	Spare 1200 x 600 Prismatic Diffuser
PT-C08	Lamp Holder

2-year warranty on all LED products & 1-year warranty on battery-operated products, unless specified.
LED warranty void without surge protection. Refer to page 24.135.

©ACDC Dynamics

LED LINEAR LIGHTING IP20



LED Single Round Shape Pendant

- Supply voltage: AC 190-240V
- Material: Aluminium
- Power factor: PF > 0.9
- Beam angle: 145°
- Mounting Kit: Included

Code	LD-PD-SR-18W
Wattage	18W
Luminous Flux	1260lm
Colour Temperature	6000K (Pure White)





LED Double Round Shape Pendant

- Supply voltage: AC 190-240V
- Material: Aluminium
- Power factor: PF > 0.9
- Beam angle: 145°
- Mounting Kit: Included

Code	LD-PD-DR-36W
Wattage	36W
Luminous Flux	2520lm
Colour Temperature	6000K (Pure White)



LED CONNECTABLE LINEAR LIGHTING IP20



LED Two-In-One Pendant Lighting -

Can be used as either an individual fitting or can be connected using the accessories below.

- Supply voltage: AC 190-240V
- Material: Aluminium
- Power factor: PF > 0.9
- Beam angle: 145°
- Mounting Kit: Included

Code	LD-PD-EL-36W
Wattage	36W
Luminous Flux	90lm/W
Colour Temperature	6000K (Pure White)

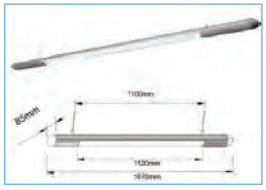

Connectable Accessories













Code	LD-SC	LD-LC	LD-TC	LD-XC	LD-CB
Description	Straight connector 100 x 80 x 51mm	Left or Right bend 80 x 80 x 51mm	"T" Type connector 100 x 90 x 51mm	"+" Type connector 100 x 100 x 51mm	Spare connector block

NEW

3 Year Warranty



FD-LL

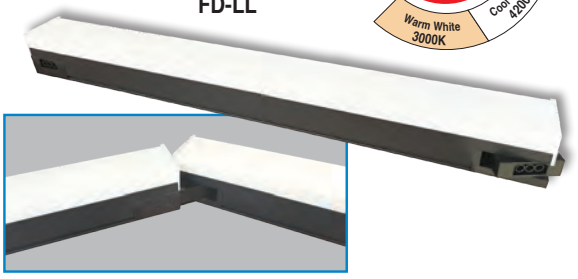

Adjustable Linkable Linear Light IP20 -

Input Voltage: 230VAC I CRI>80 I 120 Beam Angle I Aluminium Body & PC Diffuser I Max Connection wattage in series 1000W I Ends have rotatable connectors to create T, L & X Connection

Code	Wattage	Lumens	Size (mm)
FD-LL-12W-CCT	12W	960lm	300 x 55 x 55
FD-LL-24W-CCT	24W	1920lm	600 x 55 x 55
FD-LL-36W-CCT	36W	2880lm	900 x 55 x 55
FD-LL-50W-CCT	50W	4000lm	1200 x 55 x 55
FD-LL-60W-CCT	60W	4800lm	1500 x 55 x 55
FD-LL-80W-CCT	80W	6400lm	2000 x 55 x 55

Accessories

Code	Description
FD-LL-SK	1.5m Suspended Mounting Kit
FD-LL-RK	Linear Recessed Mounting Kit
FD-LL-SMK	Linear Surface Mounting Kit
FD-LL-PC	1.5m Power Cable
FD-LL-MPC	2m Middle Power Connector



FD-LL-RK



FD-LL-SMK

FD-LL-PV



©ACDC Dynamics

LED LINEAR LIGHTING IP20



Aluminium Linkable without Parabolic Reflector - Input Voltage: 180 - 240VAC I 2 Part Design I Single or Interlink I Seamless Design I 120° Beam Angle I Frosted Diffuser

Code	Wattage	Lumens	Size (mm)
LINA-120-40-*	40W	5600lm	1190 x 57 x 67
LINA-150-60-*	60W	8400lm	1490 x 57 x 67

*Add colour temp to code: ○ **CW** *(Cool White - 4000K)*, ○ **DL** *(Daylight - 6000K)*

Accessories

Code	Description
LIN1A-A	Middle Connector
LIN01-B	Suspension Kit, 2Pcs, 1 Meter Length
LINA-R-12	1200mm Parabolic Reflector
LINA-R-15	1500mm Parabolic Reflector

ALUMINIUM LED LINEAR LIGHTS IP40



LED Linear Light - c/w 1m Suspension Kit and Linking Connector I Linkable

Code	XLN-1200-40W-*	XLN-1500-50W-*
Voltage	230VAC	230VAC
Power	36W	48W
Size (mm)	1200 x 54 x 85	1500 x 54 x 85
Lumen	3060	4080
CRI	80	80

*Add colour to code: ○ **CW** *(Cool White)*, ○ **WW** *(Warm White)*



Aluminium Profile - Empty I Ready to fit Strip Light

Code	Description	Code	Description
ALP052/2M	2m Aluminium Profile	ALP052-EC	End Cap with Hole
ALP052-FD	PC Diffuser Cover (Frosted)	ALP052-SW	2m Suspension Wire
ALP-LINK	Middle Connector to join two profiles		

(To make up complete set, order profile, diffuser, end cap & suspension wire)



LED Linear Light - 230VAC I c/w 1m Suspension Kit

Code	GL-LS3050-1200-*	GL-LS3050-1500-*	GL-LS3050-2400-*
Power	23W	28W	36W
Size (mm)	1200 x 38 x 60	1500 x 38 x 60	2400 x 38 x 60
Lumen	1800lm	2300lm	3600lm

*Add colour to code: ○ **WW** *(Warm White)*, ○ **CW** *(Cool White)*



Code (Accessories)	Description
GL-LS3050-WIRE	1m Suspension Kit
GL-LS3050-FLUSH	Surface Mount Bracket
GL-LS3050-LINK	Middle Connector to join two profiles

NEW

3 CCT ADJUSTABLE LINEAR LIGHTS





3CCT Adjustable Linear Light - High quality LED linear light for office, architectural, school, display centres, shops and stores I Colour Temperature Adjustable by Switch I Suspended or Surface Mount I c/w Suspension Kit and Linkable Link I Aluminium Body & PC Diffuser

Code	HZ-L600-20W-*	HZ-L1200-40W-*
Voltage	100-270VAC	100-270VAC
Wattage	20W	40W
Size (mm)	600 x 55 x 70	1200 x 55 x 70
Lumens	2000lm	4000lm
Selectable Colour Temp.	2700K-4100K-5500K	2700K-4100K-5500K

* Add Finish Colour to Code: **S** (Silver), **BLK** (Black)

2-year warranty on all LED products & 1-year warranty on battery-operated products, unless specified.
LED warranty void without surge protection. Refer to page 24.135.

©ACDC Dynamics

LED LINEAR LIGHTING IP20



LED T8 Battens - Input Voltage: 220 - 240VAC | No Light Fitting Required | Easy Installation | Colour Temperature: 6000K (Daylight)

Code	Wattage	Lumen	Size (mm)
LEDT8-001A-9W-DL	9W	900lm	610 x 40 x 34
LEDT8-001A-18W-DL	18W	1800lm	1120 x 40 x 34
LEDT8-001A-2x9W-DL	2 x 9W	1800lm	610 x 84 x 34
LEDT8-001A-2x18W-DL	2 x 18W	3600lm	1120 x 84 x 34

Code (Accessories)	Description
W1023	1m Figure 8 Linking Cable



CCT Adjustable LED Battens IP20 - Input Voltage: 230VAC | Aluminium Body & PC Cover | CCT Adjustable 3000-4200-6500K

Code	Wattage	Lumen	Size (mm)
BL060-30W-CCT	30W	3000lm	600 x 75 x 27
BL120-54W-CCT	54W	5400lm	1200 x 75 x 27
BL150-72W-CCT	72W	7200lm	1500 x 75 x 27



LED Batten EMG IP20 - Input Voltage: 230VAC | Colour Temp 6500K | Battery 2 x 1.8/Ah x 2 | 3hr Backup Time | Steel Body & PC Cover

Code	Wattage	Emg. Watts	Lumens	Size (mm)
EMG-BAT-40W-DL	40W	4W	75lm/W	650 x 98 x 28



LED Linear Light - Input Voltage: 230VAC | Aluminium body with PC diffuser | c/w Mounting Screws

Code	Wattage	Lumen	Size (mm)
GJZ-F10S-20W-*	20W	2000lm	675 x 108 x 45
GJZ-F10S-40W-*	40W	4000lm	1269 x 108 x 45

*Add Colour to Code: ○ **WW** *(Warm White) 3000K*, ○ **CW** *(Cool White) 4200K*, ○ **DL** *(Daylight) 6000K*



LED Linear Light - Colour Temperature: 4200K (Cool White) | Linkable | CRI >70

Code	Wattage	Lumens	Size (mm)
TDL-G45017-36-CW	36W	2880lm	1200 x 65 x 35

Accessories

Code	Description
LC-1000	1m Figure 8 Linking Cable
LC-1500	1.5m Figure 8 Linking Cable

LED BATTENS IP20



Input Voltage: 230VAC | Mild Steel Body | Two Part for easy installation | c/w Mounting Screws

Code 2 Year	Code 5 Year	Wattage	Lumen	Size (mm)
Standard Version - 100lm/W				
LG05G-06-100-20-*	LG05G-5Y-06-100-20-*	20W	2000lm	630 x 75 x 85
LG05G-12-100-40-*	LG05G-5Y-12-100-40-*	40W	4000lm	1230 x 75 x 85
LG05G-15-100-60-*	LG05G-5Y-15-100-60-*	60W	6000lm	1518 x 75 x 85
High-end Version - 125lm/W				
LG05G-06-125-25-*	LG05G-5Y-125-25-*	25W	3125lm	630 x 75 x 85
LG05G-12-125-40-*	LG05G-5Y-125-40-*	40W	5000lm	1230 x 75 x 85

*Add Colour to Code: ○ **CW** *(Cool White - 4000K)*, ○ **DL** *(Day Light - 6500K)*

SLIM LINE LED BATTENS IP20



Ultra Slim Profile (Narrow Body) - Input Voltage: 240VAC | High transparent opal diffuser | Easy to mount | Colour Temperature: 6000K | CRI: ≥80

Code	Wattage	Lumen	Size (mm) L x W x D
DY-30-10W	10W	900lm	300 x 75 x 24
DY-60-20W	20W	1800lm	600 x 75 x 24
DY-120-40W	40W	3600lm	1200 x 75 x 24

High Power Ultra Slim Profile (Wide Body) - Input Voltage: 240VAC | High transparent opal diffuser | Easy to mount | Colour Temperature: 6500K | CRI: ≥80

OQ-XT-362	30W	2400lm	600 x 92 x 32
OQ-XT-721	72W	5760lm	1200 x 92 x 32
OQ-XT-961	96W	7680lm	1200 x 128 x 42

©ACDC Dynamics

2-year warranty on all LED products & 1-year warranty on battery-operated products, unless specified.
LED warranty void without surge protection. Refer to page 24.135

WALL OR CEILING LED FITTINGS IP20



Input Voltage 230VAC I 4200K (Cool White) I Aluminium with polypropylene diffuser

Code	Wattage	Lumen	Size (mm)
MB-075-LED-7W	7W	600lm	291 x 53 x 60
MB-075-LED-14W	14W	1200lm	552 x 53 x 60
MB-075-LED-21W	21W	1735lm	900 x 53 x 60
MB-075-LED-28W	28W	2380lm	1200 x 53 x 60



Adjustable Wall Light

Input Voltage: 230VAC I Colour Silver I Adjustable Tilt I Material: Aluminium & PC cover with ABS End Caps I Colour Temperature: 4200K

Code	Wattage	Lumen	Size (mm)
RW-551-10	10W	700lm	555 x 36 x 75

LINKABLE LED UNDERCOUNTER LIGHTING IP20



LED Linear Light - 230VAC - Tough plastic lens and body I Linkable c/w power cord and mounting accessories I Cool white (4000K)

Code	Wattage	Lumen	Size (mm)
RW-OC-T5-6W	6W	480-520lm	325 x 22 x 35
RW-OC-T5-10W	10W	870-920lm	586 x 22 x 35
RW-OC-T5-14W	14W	1120-1170lm	885 x 22 x 35
RW-OC-T5-18W	18W	1480-1530lm	1185 x 22 x 35



Corner Mounting LED undercounter lighting - 230VAC I 4200K (Cool White) I Linkable, c/w power cord and mounting accessories

Code	Wattage	Lumen	Size (mm)
LDL-5050-1	3W	308lm	303 x 62 x 21
LDL-5050-2	5W	528lm	441 x 62 x 21
LDL-5050-3	6W	638lm	576 x 27 x 11



Linkable High output LED undercounter lighting - 230VAC I Linkable c/w power cord and mounting accessories I Cool white (4000K) I Spare Linking Cable: **RS-T5-LINK**

Code	Wattage	Lumen	Size (mm)
RS-T5-18W	18W	1500lm	1200 x 24 x 30
RS-T5-24W	24W	2000lm	1500 x 24 x 30



Tiltable Wall Fluorescent Fitting - Input Voltage: 230VAC I Lamp included I Lamp body in Aluminium I Acrylic diffuser. | End covers in ABS plastic I Lamp body finished in Matt Silver. | Lamp holder can be swivelled through 180˚ I Standard colour: Cool White

Code	Lamp	Type	Size (mm)
MB-056-8W	8W	T5	340 x 82 x 45
MB-056-21W	21W	T5	906 x 82 x 45

2-year warranty on all LED products & 1-year warranty on battery-operated products, unless specified.
LED warranty void without surge protection. Refer to page 24.135.

©ACDC Dynamics

T8 LED OPEN CHANNEL FITTINGS

Prewired Open Channel Fitting for T8 LED Tubes

LED Tubes & Fuse Links Excluded



Single Lamp

LED



Twin Lamp



Wiring Diagram



Reflector
CZ-N3140

Lamp Power	Code (Fitting Only)				Size (mm)
	Single Lamp	Optional Reflector	Twin Lamp	Optional Reflector	
8W (2FT)	AL-A2	CZ-3120	AL-A2X2	CZ-N3220	624L x 35W x 31H
13W (3FT)	AL-A3	CZ-3130	AL-A3X2	CZ-N3230	928L x 35W x 31H
18W (4FT)	AL-A4	CZ-3140	AL-A4X2	CZ-N3240	1234L x 35W x 31H
22W (5FT)	AL-A5	CZ-3158	AL-A5X2	CZ-N3258	1534L x 35W x 31H

For LED tubes see page 24.1-24.3 I For Emergency Add Emergency Tube Code on page 24.3

Slimline LED T8 Fitting

Prewired for LED

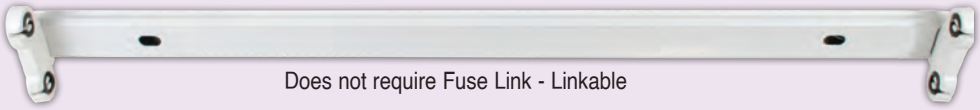

Does not require Fuse Link - Linkable



Side View

Lamp Power	Code (Fitting Only)		Size (mm)	Knock Out Size (mm)
	Single Lamp	Twin Lamp		
9W (2FT)	OS-LED-006	OS-LED-006-2	610 x 33 x 15	7 x 10
18W (4FT)	OS-LED-012	OS-LED-012-2	1210 x 33 x 15	7 x 10
22W (5FT)	OS-LED-015	OS-LED-015-2	1546 x 33 x 15	7 x 10



LC-1500

Accessories

Code	Description
LC-300	300mm Figure 8 Linking Cable
LC-1000	1m Figure 8 Linking Cable
LC-1500	1.5m Figure 8 Linking Cable

For LED tubes see page 24.1-24.3 I For Emergency Add Emergency Tube Code on page 24.3

T8 OPEN CHANNEL FLUORESCENT FITTINGS

Open Fluorescent Fittings

c/w P.F. Capacitor



Twin Lamp



Single Lamp



Reflector
CZ-N3140

Narrow Fitting 50(W) x 35(H)mm

Narrow Fitting 50(W) x 35(H)mm

Lamp Power	Single Lamp					Twin Lamp				
	L (mm)	Iron Ballast	Elec. Ballast	c/w Emergency Kit	Reflector	L (mm)	Iron Ballast	Elec. Ballast	c/w Emergency Kit	Reflector
18W (2FT)	625	MF-3120	MF-3120-ELC	–	CZ-3120	630	MF-3220	MF-3220-ELC	–	CZ-N3220
30W (3FT)	930	MF-3130	MF-3130-ELC	*MF-3130-EMG	CZ-3130	932	MF-3230	MF-3230-ELC	*MF-3230-EMG	CZ-N3230
36W (4FT)	1240	MF-3140	MF-3140-ELC	*MF-3140-EMG	CZ-3140	1235	MF-3240	MF-3240-ELC	*MF-3240-EMG	CZ-N3240
58W (5FT)	1540	MF-3158	MF-3158-ELC	*MF-3158-EMG	CZ-3158	1535	MF-3258	MF-3258-ELC	*MF-3258-EMG	CZ-N3258

*1 Lamp fitted with Emergency Kit @ 11% of full power for 1 hour @ 58W
For dimmable light fitting add 'dim' to part No. eg. **MF-3140-DIM**.



PT-C07



PT-C02

Accessories - For spare ballasts see page 24.150 - 24.153

Code	Description
PT-C07	Spare lampholder for twin-lamp fittings
PT-C02	Spare lampholder for single-lamp fittings

©ACDC Dynamics

2-year warranty on all LED products & 1-year warranty on battery-operated products, unless specified.
LED warranty void without surge protection. Refer to page 24.135

T5 OPEN CHANNEL FLUORESCENT FITTINGS

Open Fluorescent Fittings - Supplied with electronic ballasts

Double Lamp



Single Lamp



Lamp Power	Single Lamp			Twin Lamp		
	Code	c/w Emergency Kit	Size L x W x H	Code	c/w Emergency Kit	Size L x W x H
14W(2ft)	MF-5114-ELC 240V	–	579 x 50 x 70mm	MF-5214-ELC 240V	–	579 x 50 x 70mm
21W(3ft)	MF-5121-ELC 240V	–	879 x 50 x 70mm	MF-5221-ELC 240V	–	879 x 50 x 70mm
28W(4ft)	MF-5128-ELC 240V	MF-5128-EMG	1179 x 50 x 70mm	MF-5228-ELC 240V	MF-5228-EMG	1179 x 50 x 70mm
35W(5ft)	MF-5135-ELC 240V	MF-5135-EMG	1479 x 50 x 70mm	MF-5235-ELC 240V	MF-5235-EMG	1479 x 50 x 70mm
24W(2ft)	MF-5124-ELC 240V	–	579 x 50 x 70mm	MF-5224-ELC 240V	–	579 x 50 x 70mm
54W(4ft)	MF-5154-ELC 240V	MF-5154-EMG	1179 x 50 x 70mm	MF-5254-ELC 240V	–	1179 x 50 x 70mm
49W(5ft)	MF-5149-ELC 240V	MF-5149-EMG	1479 x 50 x 70mm	MF-5249-ELC 240V	MF-5249-EMG	1479 x 50 x 70mm

T8 OPEN CHANNEL FITTINGS - WIDE BODY



Twin Lamp



Application: Reflector fitted



Reflector

Wide Body Fittings - 100(W) x 38(H)mm

Code LED	Fluorescent			Lamp Power	L (mm)
	Iron Ballast	Elec. Ballast	Reflector		
MF-3220-WB-LED	MF-3220-WB	MF-3220-WB-ELC	CZ-3220	2x18W(2FT)	630
MF-3230-WB-LED	MF-3230-WB	MF-3230-WB-ELC	CZ-3230	2x30W(3FT)	935
MF-3240-WB-LED	MF-3240-WB	MF-3240-WB-ELC	CZ-3240	2x36W(4FT)	1240
MF-3258-WB-LED	MF-3258-WB	MF-3258-WB-ELC	CZ-3258	2x58W(5FT)	1540

TELESCOPIC OPEN CHANNEL FITTINGS



Telescopic Lamp Holder



Wired for LED - Telescopic Open Channel Fitting I Telescopic Lampholders

Single Lamp LED	Wattage	Twin Lamp LED	Wattage	Size
LED-TS-1X9	9W	LED-TS-2X9	2 x 9W	2FT (677mm)
LED-TS-1X18	18W	LED-TS-2X18	2 x 18W	4FT (1277mm)
LED-TS-1X22	22W	LED-TS-2X22	2 x 22W	5FT (1577mm)

Lamps Excluded - For LED Tubes see Page 24.1-24.3

Fluorescent - Telescopic Open Channel Fitting I Telescopic Lampholders

Single Lamp Elec. Ballast	Size (mm)	Twin Lamp Elec. Ballast	Lamp Power	Size (mm)
TS-6118	677 x 50 x 40	TS-6218	18W (2FT)	677 x 100 x 38
TS-6136	1277 x 50 x 40	TS-6236	36W (4FT)	1277 x 100 x 38
TS-6158	1577 x 50 x 40	TS-6258	58W (5FT)	1577 x 100 x 38

Lamps Excluded - For Fluorescent Tubes see Page 24.21

Accessories

Code	Description
PT-C01	Spare G13 lampholder per set

2-year warranty on all LED products & 1-year warranty on battery-operated products, unless specified.
LED warranty void without surge protection. Refer to page 24.135.
©ACDC Dynamics

RECESSED LED DOWNLIGHTS

Dimmable

○ WW - 2700K
○ CW - 4200K
○ PW - 5000K

5 Year Warranty

NEW



Super Slim Design IP54 - Input Voltage: 230VAC I Triac Dimmable I CRI ≥ 80 I Class II Protection I IK06 Rating I Material PC / Aluminium I Lifetime 50 000hrs I Operating Temp: -20°C - 45°C

Code	Wattage	Lumens (lm)	Cut out Size (mm)	Size (mm)	Beam Angle	*Add Colour to Code
UP-DL210-10W-*	10W	760 - 870	Ø90 - 95	Ø110 x 30	90°	WW / CW / PW
UP-DL210-13W-*	13W	1020 - 1140	Ø120 - 130	Ø145 x 30	90°	WW / CW / PW
UP-DL210-18W-*	18W	1620 - 1800	Ø160 - 170	Ø190 x 30	90°	WW / CW / PW
UP-DL210-25W-*	25W	2130 - 2380	Ø200 - 210	Ø225 x 34	90°	WW / CW / PW

○ WW - 2700K
○ CW - 4200K
○ PW - 5000K

5 Year Warranty

NEW



Deep Reflector IP54 - Input Voltage: 230VAC I Triac Dimmable I CRI ≥ 80 I Class II Protection I IK06 Rating I Material PC / Aluminium I Lifetime 50 000hrs I Operating Temp: -20°C - 45°C

Code	Wattage	Lumens (lm)	Cut out Size (mm)	Size (mm)	Beam Angle	*Add Colour to Code
UP-DL179-10W-*	10W	700 - 800	Ø90 - 95	Ø110 x 54	80°	WW / CW / PW
UP-DL179-18W-*	18W	1600 - 1800	Ø125 - 135	Ø145 x 78	80°	WW / CW / PW
UP-DL179-25W-*	25W	2300 - 2550	Ø150 - 165	Ø172 x 90	80°	WW / CW / PW

○ WW - 2700K
○ CW - 4200K
○ PW - 5000K

5 Year Warranty

NEW



COB High Power IP54 - Input Voltage: 230VAC I Triac Dimmable I CRI ≥ 80 I Class II Protection I IK06 Rating I Aluminium Reflector + Tempered Glass Lens I Lifetime 50 000hrs I Operating Temp: -20°C - 40°C

Code	Wattage	Lumens (lm)	Cut out Size (mm)	Size (mm)	Beam Angle	*Add Colour to Code
UP-DL229-10W-*	10W	760 - 988	Ø90 - 95	Ø110 x 35	60°	WW / CW / PW
UP-DL229-18W-S-*	18W	1500 - 1997	Ø120 - 130	Ø145 x 65	60°	WW / CW / PW
UP-DL229-18W-L-*	18W	1600 - 2066	Ø200 - 210	Ø225 x 87	60°	WW / CW / PW
UP-DL229-25W-*	25W	2200 - 2801	Ø200 - 210	Ø225 x 87	60°	WW / CW / PW
UP-DL229-42W-*	42W	3050 - 3659	Ø200 - 210	Ø225 x 87	60°	WW / CW / PW

○ CW - 4200K
○ PW - 5000K

5 Year Warranty

NEW



Gimble Head IP20 - Input Voltage: 230VAC I Triac Dimmable I CRI ≥ 80 I Class II Protection I IK06 Rating I PC Reflector + Tempered Glass I Lifetime 50 000hrs I Operating Temp: -20°C - 40°C

Code	Wattage	Lumens (lm)	Cut out Size (mm)	Size (mm)	*Beam Angle	*Add Colour to Code
UP-DL77-10W-*-*	10W	700 - 800	Ø85 - 90	Ø96 x 68	15, 24	CW / PW
UP-DL77-20W-*-*	20W	1840 - 2100	Ø120 - 130	Ø145 x 102	36, 60	CW / PW
UP-DL77-35W-*-*	35W	3350 - 3800	Ø165 - 170	Ø180 x 128.5	45, 60	CW / PW

○ WW - 2700K
○ CW - 4200K



White / Silver Trim Downlight - Input Voltage: 100-240VAC I Ultra Thin I Beam Angle 110° I Triac Dimmable

Code	Wattage	Lumens	Cut out Size (mm)	Material/ Colour	Size (mm)	*Add Colour to Code
GL-P9WA-*-*	9W	720lm	Ø135	White/Silver	145Ø x 14	WW / CW
GL-P12WA-*	12W	960lm	Ø155	Silver	170Ø x 14	WW / CW
GL-P16WA-*	16W	1280lm	Ø185	Silver	200Ø x 14	WW / CW
GL-P20WA-*	20W	1600lm	Ø210	Silver	220Ø x 14	WW / CW

*Add **WH** to code for white trim

○ WW - 2700K
○ CW - 4200K
○ DL - 6000K



Glass Trim Downlight - Input Voltage: 100-240VAC I Beam Angle 110° I Triac Dimmable

Code	Wattage	Lumens	Cut out Size (mm)	Material/ Colour	Size (mm)	*Add Colour to Code
DIM-DL-RN100-6W-*	6W	400lm	Ø75	White	Ø100 x 28	WW / CW / DL
DIM-DL-RN160-12W-*	12W	800lm	Ø120	White	Ø160 x 30	WW / CW / DL

○ WW - 2700K
○ CW - 4200K



Input Voltage: 230VAC I Beam Angle: 90° I TRIAC Dimming

Code	Wattage	Lumens	Cut out Size (mm)	Material/ Colour	Size (mm)	*Add Colour to Code
DIM-015-6W-*	6W	510lm	Ø70	White	Ø90 x 65	WW / CW
HI-015-6W-*	6W	510lm	Ø120	White	Ø145 x 74	WW / CW
HI-015-12W-*	12W	1020lm	Ø120	White	Ø145 x 74	WW / CW
HI-015-15W-*	15W	1300lm	Ø120	White	Ø145 x 74	WW / CW

©ACDC Dynamics

2-year warranty on all LED products & 1-year warranty on battery-operated products, unless specified.
LED warranty void without surge protection. Refer to page 24.135

SURFACE MOUNT LED DOWNLIGHTS

Dimmable



Input Voltage: 230VAC I Aluminium I Adjustable Beam Angle: 15-60° I Triac Dimmable I Power Adjustable: 10/20/30W I Colour Temp Adjustable: 3000/4000/5000K

Code	Power Adjustable	Lumens	Cut out Size (mm)	Material/ Colour	Size (mm)	Adjustable Colour Temp.
SM-DL-PW-CCT-*	10/20/30W	60lm/W	-	*W / B	Ø120 x 105	WW+CW+DL

*Add colour to code: ○ **W** *(White)*, ● **B** *(Black)*

○ **WW** - 2700K
○ **CW** - 4200K
○ **DL** - 6000K



LWQ-001-7W



LWQ-001-10W LWQ-001-12W

Input Voltage: 230VAC I Aluminium I Beam Angle: 36° I Tiltable: 90° I Rotatable: 355°

Code	Wattage	Lumens	Cut out Size (mm)	Material/ Colour	Size (mm)	*Add Colour to Code
LWQ-001-7W-*-*	7W	560lm	-	*W / B	Ø100 x 61	WW/CW/DL
LWQ-001-10W-*-*	10W	800lm	-	*W / B	Ø100 x 115	WW/CW/DL
LWQ-001-12W-*-*	12W	960lm	-	*W / B	Ø100 x 185	WW/CW/DL

Non-Dimmable

○ **WW** - 2700K
○ **CW** - 4200K

***W** - White
***B** - Black



Input Voltage: 185-265VAC I Aluminium I Beam Angle: 45° I CCT Adjustable version 3000k - 4200k - 6000k

COB-SM*-10W-*	10W	800lm	-	*W / B	Ø90 x 124	WW / CW
COB-SM*-20W-*	20W	1300lm	-	*W / B	Ø115 x 145	WW / CW
COB-SM*-30W-*	30W	1950lm	-	*W / B	Ø149 x 165	WW / CW



SM-RN

SM-SQ

Input Voltage: 185-285VAC I Back Lit I Beam Angle: 140° I CCT Adjustable version 3000k - 4200K - 6000K

SM-RN120-6W-*	6W	420lm	-	White	Ø123 x 35	WW / CW / CCT
SM-RN170-12W-*	12W	960lm	-	White	Ø174 x 35	WW / CW / CCT
SM-RN225-18W-*	18W	1620lm	-	White	Ø226 x 35	WW / CW / CCT
SM-SQ120-6W-*	6W	420lm	-	White	122 x 122 x 35	WW / CW
SM-SQ172-12W-*	12W	960lm	-	White	173 x 173 x 35	WW / CW
SM-SQ225-18W-*	18W	1620lm	-	White	226 x 226 x 35	WW / CW

2 IN 1 SURFACE AND RECESSED LED DOWNLIGHTS

Non-Dimmable

○ **WW** - 2700K
○ **CW** - 4200K
○ **DL** - 6000K





MD-SQ



MD-RN



Motion & Daylight Sensor LED Panel - Input Voltage: 230VAC I Detection Height 3,5m I Hold Time 30s I Moon Mode: Both motion sensor & light sensor work when indoor illumination < 13 lux.

Sun Mode: Only motion sensor works (day or night). Trim rings available in various colours.

Code	Wattage	Lumens	Cut out Size (mm)	Material/ Colour	Size (mm)	*Add Colour to Code
MD-RN220-18W-*	18W	1500lm	-	White	Ø220 x 18	WW / CW / DL
MD-SQ220-18W-*	18W	1500lm	-	White	220 x 220	WW / CW / DL

Round Trim Ring Colours – **MD-RN220-TR-BK** (Black), **MD-RN220-TR-GD** (Gold), **MD-RN220-TR-S** (Silver)

Square Trim Ring Colours – **MD-SQ220-TR-BK** (Black), **MD-SQ220-TR-GD** (Gold), **MD-SQ220-TR-S** (Silver)

2-year warranty on all LED products & 1-year warranty on battery-operated products, unless specified.
LED warranty void without surge protection. Refer to page 24.135.

©ACDC Dynamics

RECESSED LED DOWNLIGHTS

WW - 2700K
CW - 4200K
DL - 6000K



RW-RN



RW-SQ

Adjustable CCT LED Light IP54 - Input Voltage: 230VAC I Switch Adjustable CCT (2700K - 4000K - 5700K) I 100° Beam Angle

Code	Wattage	Lumens	Cut out Size (mm)	Material/ Colour	Size (mm)	*Add Colour to Code
DL54-CCT-10W	10W	800lm	Ø90	White	Ø115 x 60	WW+CW+DL
DL54-CCT-16W	16W	1280lm	Ø110	White	Ø140 x 65	WW+CW+DL
DL54-CCT-20W	20W	1600lm	Ø150	White	Ø190 x 70	WW+CW+DL



White Trim Downlight - Input Voltage: 185-265VAC I Black Lit I 25,5mm depth I Beam Angle 140° I CRI > 70

RW-RN120-6W-*	6W	390lm	Ø95	White	Ø118	WW / CW / DL
RW-RN150-9W-*	9W	630lm	Ø110	White	Ø145	WW / CW / DL
RW-RN170-12W-*	12W	900lm	Ø140	White	Ø175	WW / CW / DL
RW-RN200-18W-*	18W	1530lm	Ø190	White	Ø222	WW / CW / DL
RW-SQ120-6W-*	6W	420lm	95 x 95	White	120 x 120	WW / CW / DL
RW-SQ150-9W-*	9W	675lm	110 x 110	White	145 x 145	WW / CW / DL
RW-SQ170-12W-*	12W	960lm	140 x 140	White	175 x 175	WW / CW / DL
RW-SQ220-18W-*	18W	1620lm	190 x 190	White	224 x 224	WW / CW / DL

NEW

RECESSED/SURFACE DOWNLIGHTS



Recessed or Surface Downlights - Input Voltage: 230VAC I Beam Angle 120° I Purchase Frame to Surface Mount

Code	Wattage	Lumens	Cut out Size (mm)	Material/ Colour	Size (mm)	*Add Colour to Code
RN-WM-6W-CCT	6W	600lm	Ø100 - 110	White	Ø117 x 25.8	WW+CW+DL
RN-WM-9W-CCT	9W	900lm	Ø125 - 135	White	Ø147 x 25.8	WW+CW+DL
RN-WM-12W-CCT	12W	1200lm	Ø140 - 160	White	Ø167 x 25.8	WW+CW+DL
RN-WM-18W-CCT	18W	1850lm	Ø195 - 210	White	Ø222 x 25.8	WW+CW+DL
SQ-WM-6W-CCT	6W	600lm	Ø100 - 110	White	117 x 117 x 25.8	WW+CW+DL
SQ-WM-9W-CCT	9W	900lm	Ø125 - 135	White	147 x 147 x 25.8	WW+CW+DL
SQ-WM-12W-CCT	12W	1200lm	Ø140 - 160	White	167 x 167 x 25.8	WW+CW+DL
SQ-WM-18W-CCT	18W	1850lm	Ø195 - 210	White	222 x 222 x 25.8	WW+CW+DL

Accessories - Surface Mount Frame

Code	Description	Code	Description
RN-WM-6W-F	Round Frame 6W	SQ-WM-6W-F	Square Frame 6W
RN-WM-9W-F	Round Frame 9W	SQ-WM-9W-F	Square Frame 9W
RN-WM-12W-F	Round Frame 12W	SQ-WM-12W-F	Square Frame 12W
RN-WM-18W-F	Round Frame 18W	SQ-WM-18W-F	Square Frame 18W

RECESSED LED DOWNLIGHTS

Non-Dimmable

NEW



Frameless Downlight - Input Voltage: 185-265VAC I 110° Beam Angle I CRF >70 I Adjustable Clip for Various Hole Sizes

Code	Wattage	Lumens	Cut-out Size (mm)	Material/ Colour	Size (mm)	*Add Colour to Code
BQ-RN-9W-*	9W	900lm	Ø50-70	White	Ø85	WW / CW / DL
BQ-RN-18W-*	18W	1800lm	Ø50-100	White	Ø120	WW / CW / DL
BQ-RN-24W-*	24W	2400lm	Ø50-150	White	Ø170	WW / CW / DL
BQ-RN-36W-*	36W	3600lm	Ø50-200	White	Ø220	WW / CW / DL
BQ-SQ-9W-*	9W	900lm	750 x 70	White	85 x 85	WW / CW / DL
BQ-SQ-18W-*	18W	1800lm	100 x 100	White	120 x 120	WW / CW / DL
BQ-SQ-24W-*	24W	2400lm	150 x 150	White	170 x 170	WW / CW / DL
BQ-SQ-36W-*	36W	3600lm	200 x 200	White	220 x 220	WW / CW / DL

©ACDC Dynamics

2-year warranty on all LED products & 1-year warranty on battery-operated products, unless specified.
LED warranty void without surge protection. Refer to page 24.135

RECESSED LED DOWNLIGHTS

WW - 2700K
CW - 4200K
DL - 6000K

NEW



SQ-RW04 RN-RW04

LED Panel with Integrated Driver - Input Voltage: 175-265VAC I Aluminium & Plastic I Beam Angle 110°

Code	Wattage	Lumens	Cut out Size (mm)	Material/ Colour	Size (mm)	*Add Colour to Code
RN-RW04-R6W-*	6W	300lm	Ø75	White	Ø90	WW / CW / DL
RN-RW04-R12W-*	12W	780lm	Ø100	White	Ø120	WW / CW / DL
RN-RW04-R16W-*	16W	1040lm	Ø150	White	Ø170	WW / CW / DL
RN-RW04-R24W-*	24W	1560lm	Ø200	White	Ø225	WW / CW / DL
SQ-RW04-R6W-*	6W	300lm	75 x 75	White	90 x 90	WW / CW / DL
SQ-RW04-R12W-*	12W	780lm	100 x 100	White	120 x 120	WW / CW / DL
SQ-RW04-R16W-*	16W	1040lm	150 x 150	White	170 x 170	WW / CW / DL
SQ-RW04-R24W-*	24W	1560lm	200 x 200	White	225 x 225	WW / CW / DL

WW - 2700K
CW - 4200K
DL - 6000K

DL-RN





DL-SQ

Glass Trim Downlight - Input Voltage: 185-265VAC I Beam Angle 110°

DL-RN100-6W-*	6W	400lm	Ø75	White	Ø100 x 28	WW / CW / DL
DL-RN160-12W-*	12W	800lm	Ø125	White	Ø160 x 32	WW / CW / DL
DL-RN200-18W-*	18W	1200lm	Ø160	White	Ø200 x 34	WW / CW / DL
DL-SQ100-6W-*	6W	400lm	65 x 75	White	100 x 100 x 14	WW / CW / DL
DL-SQ160-12W-*	12W	800lm	115 x 120	White	160 x 160 x 14	WW / CW / DL
DL-SQ200-18W-*	18W	1200lm	155 x 160	White	220 x 220 x 14	WW / CW / DL

WW - 2700K
CW - 4200K
DL - 6000K

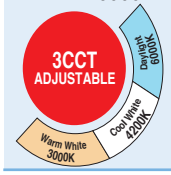



LED Recessed Downlights

Input Voltage: 185-265VAC I Aluminium I COB LED I Aluminium Reflector

RAV160-DLC10W-*	10W	900lm	Ø140	White	Ø165 x 45	WW / CW / DL
RAV190-DLC20W-*	20W	1800lm	Ø170	White	Ø195 x 58	WW / CW / DL
RAV225-DLC30W-*	30W	2880lm	Ø205	White	Ø225 x 73	WW / CW / DL

WW - 2700K
CW - 4200K



LED Recessed Downlights

Input Voltage: 185-265VAC I Plastic

D6002-9W-*	9W	900lm	Ø93	White	Ø108 x 52	WW / CW
D9002-15W-*	15W	1500lm	Ø120	White	Ø142 x 65	WW / CW
D9002-20W-*	20W	2000lm	Ø142	White	Ø158 x 75	WW / CW
D9002-30W-*	30W	2700lm	Ø210	White	Ø230 x 85	WW / CW
D9002-40W-*	40W	3600lm	Ø210	White	Ø230 x 85	WW / CW
D9002-50W-*	50W	4500lm	Ø210	White	Ø230 x 85	WW / CW

WW - 2700K
CW - 4200K
DL - 6000K

NEW



LED Recessed Downlights

Input Voltage: 185-265VAC I Beam Angle: 120° I Plastic I CCT Adjustable Version 3000k - 4200k - 6000k

PL-TD-5W-*	5W	350lm	Ø90 x 102	White	Ø115 x 50	CW / DL / CCT
PL-TD-12W-*	12W	840lm	Ø120 x 130	White	Ø145 x 50	CW / DL / CCT
PL-TD-20W-*	20W	1260lm	Ø145-155	White	Ø175 x 50	CW / DL / CCT
PL-TD-24W-CW	24W	2000lm	Ø195-210	White	Ø225 x 50	CW / CCT

WW - 3000K
CW - 4200K
DL - 6000K

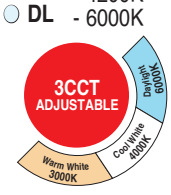

NEW



EMG

White Trim Emg Downlight - Input Voltage: 230VAC I RA 80 I 120° Beam Angle I 2500 mAh Li-ion Battery I Emergency Lumen: 250lm I Emergency 2-3hrs I Full Charge 6-8hrs I Colour Temp. Adjustable Switch

EMG-RW-RN180-12W-CCT	12W	960lm	Ø155	Pc I White	Ø180 x 21	3000-4000-6000K

Commercial

LIGHTING

2-year warranty on all LED products & 1-year warranty on battery-operated products, unless specified.
LED warranty void without surge protection. Refer to page 24.135.

©ACDC Dynamics

RECESSED LED DOWNLIGHTS

○ WW - 2700K
○ CW - 4200K



LED Recessed Downlights

Input Voltage: 185-265VAC I Aluminium

Code	Wattage	Lumens	Cut out Size (mm)	Material/ Colour	Size (mm)	*Add Colour to Code
TD17-140-12W-*	12W	800lm	Ø125	Satin Silver	Ø140 x 95	WW / CW
TD17-165-15W-*	15W	1000lm	Ø145	Satin Silver	Ø190 x 72	WW / CW
TD17-195-18W-*	18W	1200lm	Ø175	Satin Silver	Ø230 x 70	WW / CW

○ WW - 2700K
○ CW - 4200K
○ DL - 6000K



LYD-BD



LYD-FD

LED Recessed Downlights

Input Voltage: 185-265VAC I Aluminium I Chrome Bezel

LYD-BD6W-*	6W	550lm	Ø110	White	Ø130 x 66	WW / CW / DL
LYD-BD12W-*	12W	1050lm	Ø145	White	Ø162 x 70	WW / CW / DL
LYD-BD18W-*	18W	1600lm	Ø165	White	Ø190 x 70	WW / CW / DL
LYD-BD24W-*	24W	2400±5%lm	Ø210	White	Ø230 x 86	WW / CW / DL
LYD-FD5W1-*	5W	500±5%lm	Ø80	White	100 x 100 x 55	WW / CW / DL
LYD-FD9W1-*	9W	900±5%lm	Ø110	White	142 x 142 x 67	WW / CW / DL
LYD-FD12W1-*	12W	1200±5%lm	Ø145	White	172 x 172 x 70	WW / CW / DL
LYD-FD15W1-*	15W	1500±5%lm	Ø145	White	172 x 172 x 70	WW / CW / DL

Non-Dimmable

○ WW - 2700K
○ CW - 4200K



LBS-1201-*



LBS-1202-*

Input Voltage: 185-265VAC I Aluminium

LBS-1201-*	10W	475lm	Ø78	White	Ø85 x 82	WW / CW
LBS-1202-*	10W	475lm	Ø78	White	Ø85 x 82	WW / CW

○ WW - 2700K
○ CW - 4200K



Input Voltage: 185-265VAC I Aluminium

COB-S190/10W-*	10W	900lm	90 x 90	White	110 x 110 x 52	WW / CW
COB-S190/20W-*	20W	2000lm	130 x 130	White	147 x 147 x 52	WW / CW
COB-S190/30W-*	30W	3000lm	160 x 160	White	180 x 180 x 52	WW / CW

○ W - White
● B - Black



Input Voltage: 230VAC I Aluminium I Beam Angle: 36° I Tiltable: 90° I Rotatable: 355°

LWQ-003-12W-*-*	12W	960lm	Ø95	*W / B	Ø100 x 60	WW / CW / DL

○ CW - 4200K
○ DL - 6000K



9W

15W

20W

Input Voltage: 185-265VAC I Recessed LED with Reflector

NED-D09W04-*	9W	680lm	Ø70	White	Ø85 x 85	CW / DL
NED-D15W04-*	15W	1100lm	Ø94	White	Ø118 x 97	CW / DL
NED-D20W04-*	20W	1500lm	Ø118	White	Ø158 x 97	CW / DL
NED-D30W04-*	30W	2150lm	Ø139	White	Ø160 x 108	CW / DL
NED-D40W04-*	40W	2800lm	Ø210	White	Ø226 x 108	CW / DL
NED-D50W04-*	50W	3500lm	Ø265	White	Ø282 x 130	CW / DL
NED-D60W04-*	60W	7200lm	Ø200	White	Ø229 x 85	CW / DL
NED-D70W04-*	70W	8400lm	Ø200	White	Ø230 x 112	CW / DL
NED-D80W04-*	80W	9000lm	Ø200	White	Ø235 x 95	CW / DL

©ACDC Dynamics

2-year warranty on all LED products & 1-year warranty on battery-operated products, unless specified.
LED warranty void without surge protection. Refer to page 24.135

RECESSED LED DOWNLIGHTS

○ **WW** - 2700K
○ **CW** - 4200K



Complete Fitting

Input Voltage: 230VAC I **IP20** I Beam Angle 38° I Optional Ring for Aesthetics

Code	Wattage	Lumens	Cut out Size (mm)	Material/ Colour	Size (mm)	*Add Colour to Code
DL-B0105-*-*	5W	375lm	Ø68	*BK, WH, SN	Ø85 x 50mm	WW / CW
DL-B0107-*-*	7W	525lm	Ø68	*BK, WH, SN	Ø85 x 50mm	WW / CW

* Add Trim Colours to Code: **BK** (Black), **WH** (White), **SN** (Satin Nickle)

Accessories

Code	Description	*Add Colour to code
DL-B010-TRIM-*	Trim Ring for surface look	**BK** *(Black)*, **WH** *(White)*, **SN** *(Satin Nickle)*

○ **CW** - 4200K



Input Voltage: 230VAC I c/w Driver I Beam Angle 30° I Glass I **IP44**

RWCL-3W	3W	270lm	Ø56	White	Ø70 x 66	CW
RWCL-7W	7W	630lm	Ø76	White	Ø90 x 72	CW

○ **WW** - 2700K
○ **CW** - 4200K



RW-SSL RW-RSL

Input Voltage: 230VAC I ABS + PC I **IP44**

RW-RSL82-6W-*	6W	400lm	Ø65-70	White	Ø82 x 40	WW / CW
RW-SSL82-6W-*	6W	400lm	65-70	White	82 x 82 x 40	WW / CW

Colours

○ **CW** - 4200K

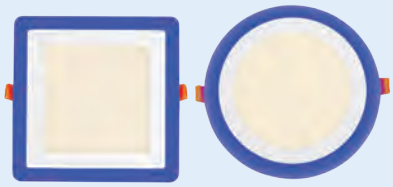

RW-SQ RW-RN

Input Voltage: 185-285VAC I Blue LED Trim I Dual Colour I Beam Angle 110°

RW-RN145-CW-BL	6 + 3W	195 + 130lm	Ø105	White	Ø145	CW
RW-RN195-CW-BL	12 + 4W	260 + 260lm	Ø155	White	Ø195	CW
RW-RN245-CW-BL	18 + 6W	390 + 390lm	Ø210	White	Ø245	CW
RW-SQ145-CW-BL	6 + 3W	195 + 130lm	105 x 105	White	145 x 145	CW
RW-SQ195-CW-BL	12 + 4W	260 + 260lm	155 x 155	White	195 x 195	CW
RW-SQ245-CW-BL	18 + 6W	390 + 390lm	210 x 210	White	245 x 245	CW

○ **WW** - 2700K
○ **CW** - 4200K



HI-004 HI-001 HI-010 HI-007 LED-3134-* HI-012

Input Voltage: 230VAC I Beam Angle: 20°

HI-001-1W-*	3W	70lm	Ø56	Silver	Ø69 x 69	WW / CW / ●R / ●G / ●B / ●Y
HI-001-3W-*	7W	140lm	Ø76	Silver	Ø69 x 79	

Input Voltage: 230VAC I Beam Angle: 30°

HI-004-9W-*	9W	420lm	Ø66	Silver	Ø75 x 109	WW / CW / ●R / ●G / ●B / ●Y
HI-007-3W-*	3W	210lm	Ø78	Silver	Ø92 x 86	
HI-007-9W-*	9W	420lm	Ø78	Silver	Ø92 x 121	
HI-010-1W-*	1W	70lm	Ø42	Silver	Ø50 x 40	WW / ●R / ●G / ●B / ●Y
HI-010-3W-*	3W	140lm	Ø42	Silver	Ø50 x 50	
HI-012-1W-*	1W	70lm	Ø42	Silver	Ø55 x 37	WW / CW / ●R / ●G / ●B / ●Y
HI-012-3W-*	3W	140lm	Ø42	Silver	Ø55 x 47	
LED-3134-*	3W	220lm	Ø65	White	Ø79 x 27	WW / CW

○ **WW** - 2700K
○ **CW** - 4200K



Input Voltage: 230VAC I Beam Angle: 120°

LS0127H-*	3W	270lm	Ø75	Silver	Ø80 x 67	WW / CW / ●R / ●GN / ●BL / ●Y

○ **WW** - 2700K
○ **CW** - 4200K



LS0839B LS0839A

Input Voltage: 100-240VAC I c/w LED Driver I Stainless Steel

LS0839A-*	1.5W	120lm	Ø60	Silver	Ø69 x 23	WW / CW
LS0839B-*	1.5W	120lm	60 x 60	Silver	67 x 67 x 23	WW / CW

2-year warranty on all LED products & 1-year warranty on battery-operated products, unless specified.
LED warranty void without surge protection. Refer to page 24.135.

©ACDC Dynamics

RECESSED LED DOWNLIGHTS

Non-Dimmable



Input Voltage: 230VAC I Beam Angle: 120°

Code	Wattage	Lumens	Cut out Size (mm)	Material/ Colour	Size (mm)	*Add Colour to Code
LCM4105-RGB	15W	270lm	Ø75	Silver	Ø80 x 67	RGB

○ WW - 2700K
○ CW - 4200K



Input Voltage: 185-265VAC I c/w LED Driver I Plastic I Ideal for Coastal Areas

TD60-48D-*	2.5W	240lm	Ø70	White	Ø80 x 37	WW / CW

RECESSED LED DOWNLIGHTS IP54-65

Non-Dimmable

○ WW - 2700K
○ CW - 4200K



CT-3620-*



CT-3312-*



LED-3324A-*



LED-3322A-*

Code	Wattage	Lumens	Cut out Size (mm)	Material/ Colour	Size (mm)	*Add Colour to Code
Input Voltage: 12V I c/w LED Driver I Stainless Steel I IP54						
CT-3312-*	1W	90lm	Ø50	Silver	Ø77 x 24	WW / CW
Input Voltage: 100 - 240V I c/w LED Driver I Stainless Steel & Glass I IP54						
CT-3620-*	1W	130lm	Ø75	White	Ø105 x 40	WW / CW
Input Voltage: 100 - 240V I c/w LED Driver I IP65						
LED-3322A-*	3W	130lm	Ø65	Silver	Ø100 x 90	WW / CW
LED-3324A-*	3W	130lm	Ø65	Silver	90 x 90 x 90	WW / CW

LINEAR RECESSED LED DOWNLIGHTS

Non-Dimmable

○ WW - 2700K
○ CW - 4200K



Input Voltage: 185-265VAC

Code	Wattage	Lumens	Cut out Size (mm)	Material/ Colour	Size (mm)	*Add Colour to Code
LN-D001A-1-*	2W	160lm	37 x 37	Black	45 x 45 x 50	WW / CW
LN-D001A-2-*	4W	320lm	68 x 37	Black	75 x 45 x 50	WW / CW
LN-D001A-5-*	8W	640lm	140 x 37	Black	145 x 45 x 50	WW / CW
LN-D001A-10-*	18W	1440lm	273 x 37	Black	280 x 45 x 50	WW / CW
LN-D001A-15-*	24W	1420lm	405 x 37	Black	411 x 45 x 50	WW / CW

ADJUSTABLE RECESSED LED DOWNLIGHTS

Non-Dimmable

○ WW - 2700K
○ CW - 4200K



RW-IN25-*



RW-IN40-*

Input Voltage: 185-265VAC

Code	Wattage	Lumens	Cut out Size (mm)	Material/ Colour	Size (mm)	*Add Colour to Code
RW-ID20-*	20W	1600lm	220 x 130	White	230 x 146 x 86	WW / CW
RW-IN25-*	25W	2000lm	220 x 130	White	230 x 146 x 86	WW / CW
RW-IN40-*	40W	3200lm	220 x 130	White	230 x 146 x 86	WW / CW

©ACDC Dynamics

2-year warranty on all LED products & 1-year warranty on battery-operated products, unless specified.
LED warranty void without surge protection. Refer to page 24.135

ADJUSTABLE RECESSED LED DOWNLIGHTS

Non-Dimmable

○ WW - 2700K
○ CW - 4200K
○ DL - 6000K

NEW



Input Voltage: 230VAC I 45° Beam Angle I Adjustable 360°

Code	Wattage	Lumens	Cut out Size (mm)	Material/ Colour	Size (mm)	*Add Colour to Code
WD-GIM-7-*	7W	696lm	Ø95 x 110	White	Ø120 x 31	WW/CW/DL

○ WW - 2700K
○ CW - 4200K



Input Voltage: 230VAC I Beam Angle: 60° I c/w Driver

Code	Wattage	Lumens	Cut out Size (mm)	Material/ Colour	Size (mm)	*Add Colour to Code
NED-D3W05B-*	3W	250lm	Ø73	White	Ø90 x 60	WW / CW
NED-D7W05B-*	7W	550lm	Ø98	White	Ø105 x 85	WW / CW
NED-D12W05B-*	12W	900lm	Ø113	White	Ø138 x 90	WW / CW

○ WW - 2700K
○ CW - 4200K



Input Voltage: 185-265VAC I Tiltable

Code	Wattage	Lumens	Cut out Size (mm)	Material/ Colour	Size (mm)	*Add Colour to Code
CHR-090-9W-*	9W	600lm	Ø75	White	Ø95 x 66	WW / CW
CHR-090-12W-*	12W	800lm	Ø90	White	Ø110 x 72	WW / CW

○ WW - 2700K
○ CW - 4200K



Input Voltage: 230VAC I c/w LED Driver I Beam Angle: 30°

Code	Wattage	Lumens	Cut out Size (mm)	Material/ Colour	Size (mm)	*Add Colour to Code
HI-005-3W-*	3W	210lm	Ø78	Black	Ø90 x 75	WW / CW / R / G / B / Y
HI-005-9W-*	9W	420lm	Ø78	Black	Ø90 x 119	
HI-009-3W-*	3W	210lm	Ø78	Silver	Ø90 x 75	
HI-009-9W-*	9W	420lm	Ø78	Silver	Ø90 x 119	
HI-013-1W-*	1W	70lm	Ø42	Silver	Ø55 x 37	
HI-013-3W-*	3W	140lm	Ø42	Silver	Ø55 x 47	
HI-014-3W-*	3W	210lm	Ø78	Silver	Ø92 x 86	
HI-014-9W-*	9W	420lm	Ø78	Silver	Ø92 x 121	

○ WW - 2700K
○ CW - 4200K



Input Voltage: 230VAC I c/w LED Driver I Beam Angle: 120°

Code	Wattage	Lumens	Cut out Size (mm)	Material/ Colour	Size (mm)	*Add Colour to Code
LS0127B-*	3W	270lm	Ø75	Silver	Ø90 x 46	WW / CW / R / GN / BL / Y

○ WW - 2700K
○ CW - 4200K



Input Voltage: 185-265VAC I c/w LED Driver I Plastic I Ideal for Coastal Areas

Code	Wattage	Lumens	Cut out Size (mm)	Material/ Colour	Size (mm)	*Add Colour to Code
TD70-60D-*	3W	285lm	Ø80	White	Ø90 x 49	WW / CW

○ WW - 2700K
○ CW - 4200K

IDEAL FOR COASTAL REGIONS





Input Voltage: 185-265VAC I PBT Thermal Plastic I Tiltable I Beam Angle 38° I RA80

Code	Wattage	Lumens	Cut out Size (mm)	Material/ Colour	Size (mm)	*Add Colour to Code
RN-AP3-3W-*	3W	240lm	Ø60	White	Ø75 x 45	WW / CW
RN-AP3-5W-*	5W	400lm	Ø75	White	Ø90 x 45	WW / CW
RN-AP3-7W-*	7W	560lm	Ø75	White	Ø90 x 45	WW / CW
RN-AP3-10W-*	10W	800lm	Ø95	White	Ø120 x 55	WW / CW
SQ-AP3-3W-*	3W	240lm	60 x 60	White	75 x 75 x 45	WW / CW
SQ-AP3-5W-*	5W	400lm	75 x 75	White	90 x 90 x 45	WW / CW
SQ-AP3-7W-*	7W	560lm	75 x 75	White	90 x 90 x 45	WW / CW
SQ-AP3-10W-*	10W	800lm	95 x 95	White	120 x 120 x 55	WW / CW

2-year warranty on all LED products & 1-year warranty on battery-operated products, unless specified.
LED warranty void without surge protection. Refer to page 24.135.

©ACDC Dynamics

ADJUSTABLE RECESSED LED DOWNLIGHTS

Non-Dimmable

○ **WW** - 2700K
○ **CW** - 4200K



Input Voltage: 185-265VAC I Aluminium

Code	Wattage	Lumens	Cut out Size (mm)	Material/ Colour	Size (mm)	*Add Colour to Code
VKC-50-*	3W	244lm	1 x Ø80	Silver	90 x 90 x 49	WW / CW
VKC-51-*	6W	450lm	2 x Ø80	Silver	175 x 90 x 50	WW / CW
VKC-52-*	9W	720lm	3 x Ø80	Silver	179 x 62 x 25	WW / CW

○ **WW** - 2700K
○ **CW** - 4200K



Input Voltage: 185-265VAC I Aluminium

Code	Wattage	Lumens	Cut out Size (mm)	Material/ Colour	Size (mm)	*Add Colour to Code
NED-D20-*	1 x 20W	1550lm	Ø119	Silver	135 x 135 x 93	WW / CW
NED-D40-*	2 x 20W	3000lm	238 x 119	Silver	260 x 135 x 93	WW / CW
NED-D60-*	3 x 20W	4500lm	360 x 119	Silver	382 x 135 x 93	WW / CW

○ **WW** - 2700K
○ **CW** - 4200K



Input Voltage: 185-265VAC I Aluminium cover & Steel Housing

Code	Wattage	Lumens	Cut out Size (mm)	Material/ Colour	Size (mm)	*Add Colour to Code
GDL6H-1R-*	1 x 7W	580lm	110 x 110	Silver	125 x 125 x 90	WW / CW / DL
GDL12H-2R-*	2 x 7W	1160lm	210 x 110	Silver	225 x 125 x 90	WW / CW / DL
GDL18H-3R-*	3 x 7W	1740lm	305 x 110	Silver	320 x 125 x 90	WW / CW / DL
GDL24HS-*	4 x 7W	2320lm	215 x 215	Silver	230 x 230 x 90	WW / CW / DL

○ **WW** - 2700K
○ **CW** - 4200K



Input Voltage: 185-265VAC I 2 Way Adjustable

Code	Wattage	Lumens	Cut out Size (mm)	Material/ Colour	Size (mm)	*Add Colour to Code
COB-S192/10W-*	1 x 10W	900lm	93 x 97	White	120 x 120 x 52	WW / CW
COB-S192/20W-*	2 x 10W	1800lm	188 x 97	White	215 x 120 x 52	WW / CW
COB-S192/30W-*	3 x 10W	2700lm	285 x 97	White	310 x 120 x 52	WW / CW

○ **WW** - 2700K
○ **CW** - 4200K



Adjustable Commercial Spotlight Fittings - Input Voltage: 230VAC I Beam Angle: 24°

Code	Wattage	Lumens	Cut out Size (mm)	Material/ Colour	Size (mm)	*Add Colour to Code
HQ-43013-*	12W	1000lm	Ø155	White	Ø162 x 120	WW / CW
TLL27-15W-*	15W	1300lm	Ø175	White	Ø190 x 180	WW / CW
RS-Q401-20W-*	20W	1400lm	Ø175	White	Ø188 x 150	WW / CW
RS-Q401-30W-*	30W	2100lm	Ø175	White	Ø188 x 150	WW / CW
8822-301-*	30W	1600lm	Ø160	White	Ø164 x 120	WW / CW
8819-302-*	30W	1600lm	160 x 160	White	168 x 168 x 180	WW / CW

©ACDC Dynamics

2-year warranty on all LED products & 1-year warranty on battery-operated products, unless specified.
LED warranty void without surge protection. Refer to page 24.135

DOWNLIGHTS


ELC-127-CH


ELC-258-SN


SL-200

Aluminium Recessed Spot Lights - G4 Lamp 20W (see page 24.17 for LED)

Code	*Colour	Hole Size	Bezel Size
ELC-127-*	*SN, CH, WH	25mm	30mm
ELC-258-*	*SN, CH, WH	26mm	50mm

Fixed - (Zinc Alloy)

Code	*Colour	Hole Size	Bezel Size
SL-200-*	*WH, CH, SN, PB	96mm	67mm

*Add colour to code. Lamps excluded.


ELC-348-CH

Steel Recessed Spot Lights - 50W

Code	*Colour	Hole Size	Bezel Size
ELC-348M-*	*SN, CH, WH	75x75mm	90x90mm

*Add colour to code. Lamp holder excluded.


ELC-004S ELC-004C ELC-001S DT-30

Glass Recessed Spot Lights

Code	Colour	Lamp Type	Hole Size	Bezel Size
ELC-004S	Chrome/ Clear Crystal	G4-12	55mm	80mm
ELC-004C	Chrome/ Clear Crystal	JC-12	58mm	110mm
ELC-001S	Chrome/ Clear Crystal	G4-12	55mm	80mm
DT-30	Chrome/ Clear Crystal	G4-12	60mm	70mm

For LED lamps see page 24.17


D-224


D-320


SL-009


SL-034A


SD105-BP

Luxury Downlighters - Lamp holder excluded.

Code	*Colour	Hole Size	Bezel Size
D-224*	*WH, PB, CH	85mm	100mm
D-320*	*WH, PB, CH, SN	105mm	120mm

*Add colour to code

Code	Colour	Hole Size	Bezel Size
SL-009SS/G	Pearl/Gold	89mm	97mm
SL-034A	Gold	76mm	95mm
SD105-BP	Pearl/Gold	85mm	95mm

SPECIAL DOWNLIGHTS

Lamp Holder: GU5.3 or GU10 see page 24.136

G4



MR16



MR16



Lamp G4 12V



Code Clear	D-9852B-E51	Code	DG-110CR	DG-70/2C	SL-094SN
Code Blue	D-9852B-E53	Description	CH/ Clear Crystal	CH/ Clear Crystal	Stainless Steel complete with on/ off switch Lamp excluded **JC-12-20**
Code Rose	D-9852B-E52				
Hole size Ø	–	Hole size Ø	58mm	48mm	
Bezel Ø	–	Bezel Ø	110mm	70mm	

Lamp Holder: GU5.3 or GU10 see page 24.136

Use LED MR16 Lamp for colour effect







MR16



MR16



Code	SL-222G	SL-005G	SL-048G	ELC-287-T	ELC-2874-C4
Colour	Satin/Clear	Satin/Clear	SN/G+Clear	CH/Clear Crystal	SN/G+Clear
Hole Size Ø	67mm	67mm	65mm	58mm	68mm
Bezel Ø	82mm	81mm	80mm	121mm	83mm

For **MR16, order **CLH202**. For **GU10**, order **LH2-ST.***

2-year warranty on all LED products & 1-year warranty on battery-operated products, unless specified.
LED warranty void without surge protection. Refer to page 24.135.

©ACDC Dynamics

DOWNLIGHTS


WH - White


BK - Black Matt finish


PB - Brass


CH - Chrome


RB - Red Antique Brass


GB - Green Antique Brass


GM - Gun Metal


SN - Satin Nickel




Fixed (Pressed Metal) *Lamp holder excluded.**

Code	*Colour	Hole Size	Bezel Size
SL-076*	*WH, BK, PB, CH, RB, GB, SN, GM	60mm	80mm

*Add colour to code




Fixed (Zinc Alloy die cast) *Lamp holder excluded.**

Code	*Colour	Hole Size	Bezel Size
SL-006*	*WH, PB, GM, SN	62mm	80mm

*Add colour to code

NEW



Adjustable (Pressed Metal) *Lamp holder excluded.**

Code	*Colour	Hole Size	Bezel Size
SL-067*	*WH, BK, SN	73mm	82mm

*Add colour to code



2 Way Adjustable (Zinc Alloy die cast) *Lamp holder excluded.**

Code	*Colour	Hole Size	Bezel Size
SL-250*	*WH, BK, PB, CH, RB, GB, SN, GM, SN/G†	73mm	83mm

*Add colour to code. †Satin Nickel with gold trim


SL-025


SL-028

Fixed (Zinc Alloy die cast) GU10 Lamp no retaining clip required *Lamp holder excluded.**

Code	*Colour	Hole Size	Bezel Size
SL-025*	*WH, SN, CH, PB	73mm	82mm

*Add colour to code

2 Way Adjustable (Zinc Alloy die cast)

SL-028*	*WH, SN, CH, PB	80mm	96mm

*Add colour to code


SL-203




SL-009SN/N

Eyeball Downlighters (Pressed Metal) *Lamp holder excluded.**

Code	*Colour	Hole Size	Bezel Size
SL-203*	*WH, PB, CH, GM, SN	100mm	110mm
SL-009*	*CH/G†, SN/N, SS/G	89mm	101mm

*Add colour to code. †Chrome with gold trim


ELC-618B-WH


ELC-618C-WH

Aluminium Recessed Spot Lights - 50W *Lamp holder excluded.**

Code	*Colour	Hole Size	Bezel Size
ELC-618B-*	*WH	95mm	105mm
ELC-618C-*	*WH	95mm	105mm

*Add colour to code


ELC-144


ELC-429

Zink Alloy Recessed Spot Lights *Lamp holder excluded.**

Code	*Colour	Hole Size	Bezel Size
ELC-144-*	*SN, CH, WH, PB	62mm	75 x 75mm
ELC-429-*	*SN, CH, WH, PB	75mm	82 x 82mm

NEW

IDEAL FOR COASTAL REGIONS



Fixed (Plastic) *Lamp holder excluded.**

Code	*Colour	Hole Size	Bezel Size
PL-076*	*WH, BK	60mm	80mm

*Add colour to code

*For **MR16**, order **CLH202**. For **GU10**, order **LH2-ST.***

©ACDC Dynamics

2-year warranty on all LED products & 1-year warranty on battery-operated products, unless specified.
LED warranty void without surge protection. Refer to page 24.135

PLASTIC DOWNLIGHTS


DL-0175


DL-048080 ○●


DL-0480160 ○●


DL-0275


DL-0480240 ○●


DL-0375
DL-0475
DL-0575
DL-0670


DL-0785A
DL-0785B


DL-0885A
DL-0885B


DL-09100A ○●


H103T-1P-WH


H103T-3P-WH


DL-08100A ○●


H103T-2P-WH

NEW

Plastic Downlights - Suitable for GU10 or MR16 Lamps (Lamp holder to be ordered separately, see page 24.136).
Ideal for Coastal Areas

Code	Colour	Cut-Out (mm)	Bezel Size (mm)
Standard Range			
DL-0175	White	Ø75	Ø88
DL-0275	White	Ø75	Ø88
DL-0375	White	Ø75	Ø90
DL-0475	White	Ø75	Ø90
DL-0575	White	Ø75	Ø90
DL-0670	White	Ø75	Ø90
NEW DL-048080*	White/Black	75 x 75	93 x 93
NEW DL-0480160*	White/Black	80 x 160	173 x 93
NEW DL-0480240*	White/Black	80 x 240	252 x 93
DL-0785A	White	85 x 85	93 x 93
DL-0785B	White	85 x 85	93 x 93
DL-0885A	White	Ø85	Ø93
DL-0885B	White	Ø85	Ø93
NEW DL-08100A*	White/Black	Surface Mount	Ø95 x 100
NEW DL-09100A*	White/Black	Surface Mount	96 x 96 x 100

*Available Colours: ○ White, or ● Black (**BK**)

Anti-Glare Range			
H103T-1P-WH	White	75 x 75	90 x 90
H103T-2P-WH	White	150 x 75	167 x 90
H103T-3P-WH	White	230 x 75	245 x 90


CT-3309


CT-3621


KFN-020-75


KFN-020-8080


KFN-019-75

Waterproof Downlight Fittings IP54-IP65 - Ideal for areas with water and high humidity I Max 10W LED

Code	Base	Size (mm)	Cut Out (mm)	Material
CT-3309	MR16	Ø86 x 35	Ø60	Satin Nickel
CT-3621	MR16	100 x 100 x 85	Ø75	S/Steel with Glass Trim
NEW KFN-020-75	MR16/GU10	Ø90 x 31	Ø75	PC/White
NEW KFN-020-8080	MR16/GU10	93 x 93 x 31	Ø75	PC/White
NEW KFN-019-75	MR16/GU10	Ø82 x 45	Ø75	PC/White


SL-078


SL-080

Fixed (pressed metal) - For MR11 *Lamp holder excluded.**

Code	*Colour	Hole Size	Bezel Size
SL-078*	***SN, PB, WH** 2 way tilt	55mm	68mm
SL-080*	***SN, PB, WH** fixed	55mm	68mm

*Add colour to code


SL-204

Aluminium Recessed Spot Lights *Lamp holder excluded.**

Code	*Colour	Hole Size	Bezel Size
SL-204-*	***SN, CH, WH**	2 x 65mm	220 x 100mm

*Add colour to code


ELC-3390-WH


ELC-265-WH

Aluminium Recessed Spot Lights - 50W *Lamp holder excluded.**

Code	*Colour	Hole Size	Bezel Size
ELC-3390-*	***SN, CH, WH**	95mm	108mm
ELC-265-*	***SN, CH, WH**	108mm	127mm

*Add colour to code

2-year warranty on all LED products & 1-year warranty on battery-operated products, unless specified.
LED warranty void without surge protection. Refer to page 24.135.

©ACDC Dynamics

NEW

MAGNETIC LED TRACK LIGHTS


CY16-SUR-TR100-B


CY16-SUR-ARC80H-B


CY16-SUR-HOR-B


CY16-SUR-VER-B


CY16-FJ02-B CY16-FJ03-B CY16-FJ04-B


CY16-TR-CON-B CY16-ARC-CON-B


CY16-30CON CY16-ARC-200CON CY16-BI-DR200

Surface Mount Track

Code	Type	Dimensions
CY16-SUR-TR100-B	Straight	1000mm
CY16-SUR-TR200-B	Straight	2000mm
CY16-SUR-TR300-B	Straight	3000mm
CY16-SUR-ARC80Q-B	Quarter Curve	1/4 of Ø800mm
CY16-SUR-ARC100Q-B	Quarter Curve	1/4 of Ø1000mm
CY16-SUR-ARC120Q-B	Quarter Curve	1/4 of Ø1200mm
CY16-SUR-ARC80H-B	Half Curve	1/2 of Ø800mm
CY16-SUR-ARC100H-B	Half Curve	1/2 of Ø1000mm
CY16-SUR-ARC120H-B	Half Curve	1/2 of Ø1200mm
CY16-SUR-HOR-B	Horizontal Track	40 x 40mm
CY16-SUR-VER-B	Vertical Track	100 x 100mm

Track Adaptors

CY16-FJ02-B	2 Directions (15°)	120 x 50mm
CY16-FJ03-B	3 Directions (15°)	120 x 80 x 50mm
CY16-FJ04-B	4 Directions (15°)	120 x 120 x 50mm
CY16-TR-CON-B	Rigid Straight	144 x 17 x 19mm
CY16-ARC-CON-B	Arc Track Connector	50.5 x 16 x 17mm

Track Power Adaptors

CY16-30CON	Straight Track 4 Wire (LN+Signal)	104 x 17 x 19mm
CY16-ARC-200CON	Curve Track 4 Wire (LN+Signal)	50.5 x 16 x 17mm
CY16-BI-DR100	DC48V, 80W, AC176-264V	280 x 22.2 x 49.5mm
CY16-BI-DR200	DC48V, 150W, AC176-264V	280 x 22.2 x 49.5mm


CY16-L300-B CY16-LR12-B CY16-AR12-B


CY16-S11-B CY16-ARC-S02-B

Track Luminaires IP20 - Straight Matt Black | CRI 90 | Die-cast Aluminium

Code	Wattage	Lumens	Beam Angle	Dimensions
CY16-L300-B-*	7W	420lm	120°	302 x 17 x 42mm
CY16-LR12-B-*	12W	840lm	36°	255 x 17 x 42mm
CY16-AR12-B-*	12W	840lm	36°	254 x 17 x 102mm
CY16-S11-B-*	11W	800lm	36°	Ø50 x 86mm
CY16-ARC-S02-B-*	2W	100lm	36°	50 x 17 x 55mm
CY16-ARC-11-B-*	11W	800lm	36°	Ø50 x 145mm

*Add colour to code: ○ **WW** *(Warm White) 3200K,* ○ **CW** *(Cool White) 4200K,* ○ **DL** *(Daylight) 6000K*

FLEXIBLE TRACK LIGHT SYSTEM


GU10 Track Head

FLEXIBLE



Flexible Track Light Kit - Input Voltage: 230VAC

Code	Description
LT-FT5094-4PA	2m Flexible Track Light Kit with
	- 1 x Floating Canopy
	- 4 x Rail Supports
	- 4 x GU10 Track Heads
	- Middle Connector to join tracks

©ACDC Dynamics

2-year warranty on all LED products & 1-year warranty on battery-operated products, unless specified.
LED warranty void without surge protection. Refer to page 24.135

2 WIRE LED TRACK LIGHTS

○ WW - 2700K
○ CW - 4200K


TLL19-9W


TLL19-12W


8611-311


GDD-002


371-X2G


GD15A-40


GD01-H07C

Standard LED Track Head - Input Voltage: 230VAC I CRI > 80

Code	Wattage	Beam Angle	Lumens	Size (mm)	* Add Colour Temp to Code
TLL19-9W-*-*	9W	Fixed 24°	850lm	Ø60 x 90	WW / CW
TLL19-12W-*-*	12W	Fixed 30°	1100lm	Ø90 x 120	WW / CW
8611-311-*	30W	Fixed 24°	1600lm	Ø80 x 140	WW / CW
GDD-002-*-*	7W	36°	490lm	Ø47 x 150	WW / CW
371-X2G-*-*	7W x 2	15°	700lm x 2	120 x 125 x 142	WW / CW
GD15A-40-*-*	40W	15°	3200lm	140 x 100 x 230	WW / CW
GD01-H07C-*-*	7W	24°	560lm	100 x 55 x 110	WW / CW

*Add colour to code: ○ **WH** *(White)*, ● **BK** *(Black)*
*Add colour to code: ○ **W** *(White)*, ● **B** *(Black)*

○ WW - 2700K
○ CW - 4200K


XH-TL-45W-E


15W,
25W, 35W
XH-TL-15W-F


10W,
20W, 30W
XH-TL-10W-B


Adjustable Focus
15W,
25W, 35W
XH-TL-15W-E

Commercial LED Track Head - Input Voltage: 220-240VAC I CRI > 80

Code	Wattage	Beam Angle	Lumens	Size (mm)	* Add Colour Temp to Code
XH-TL-15W-F-*-*	15W	24°	1400lm	60 x 77 x 229	WW / CW
XH-TL-25W-F-*-*	25W	24°	2100lm	71 x 88 x 249	WW / CW
XH-TL-35W-F-*-*	35W	24°	3040lm	83 x 100 x 252	WW / CW
XH-TL-10W-B-*-*	10W	40°	830lm	114 x 172 x 75	WW / CW
XH-TL-20W-B-*-*	20W	40°	1680lm	132 x 177 x 75	WW / CW
XH-TL-30W-B-*-*	30W	40°	2600lm	144 x 180 x 75	WW / CW
XH-TL-15W-E-*-*	15W	15° - 50°	1200-1400lm	Ø62 x 150	WW / CW
XH-TL-25W-E-*-*	25W	15° - 50°	1900-2100lm	Ø90 x 197	WW / CW
XH-TL-35W-E-*-*	35W	15° - 50°	3040-3550lm	Ø90 x 197	WW / CW
XH-TL-45W-E-*-*	45W	60°	4100lm	226 x 248 x 40	WW / CW

*Add colour to code: ○ **W** *(White)*, ● **B** *(Black)*



Linear LED Track Head - Input Voltage: 230VAC I CRI > 80

Code	Wattage	Beam Angle	Lumens	Size (mm)	* Add Colour Temp to Code
LX-LT-40W-CCT	40W	110°	3200lm	598 x 35 x 60	CCT
LX-LT-80W-CCT	80W	110°	6400lm	1130 x 35 x 60	CCT


7W


10W


12W
LWQ-068

○ WW - 2700K
○ CW - 4200K

Adjustable LED Track Head - Input Voltage: 230VAC I Tiltable: 90° I Rotatable: 355°

Code	Wattage	Beam Angle	Lumens	Size (mm)	* Add Colour Temp to Code
LWQ-002-7W-*-*	7W	36°	490lm	Ø100 x 61	WW / CW
LWQ-002-10W-*-*	10W	36°	800lm	Ø100 x 115	WW / CW
LWQ-002-12W-*-*	12W	36°	900lm	Ø100 x 185	WW / CW

*Add colour to code: ○ **W** *(White)*, ● **B** *(Black)*

Code	Wattage	Beam Angle	Lumens	Size (mm)	* Add Colour Temp to Code
LWQ-068-*-*	7W	36°	560lm	Ø40 x 260	WW / CW

*Add colour to code: ○ **W** *(White)*, ● **B** *(Black)*





3CCT Adjustable Track Light Head - Input Voltage: 230VAC I CRI 90 I Dimmable 10-100% I 36° Beam Angle I Colour Temperature Adjustable: 3000K-4000K-5000K Switchable

Code	Wattage	Beam Angle	Lumens	Size (mm)	Colour Temp. Adj.
CCT-TL-20W-*	20W	36°	2000lm	Ø76 x 139	WW + CW + DL

*Add colour to code: ○ **W** *(White)*, ● **B** *(Black)*

2-year warranty on all LED products & 1-year warranty on battery-operated products, unless specified.
LED warranty void without surge protection. Refer to page 24.135.

©ACDC Dynamics

TRACK LIGHT ACCESSORIES

Track Lighting - Track supplied with End Cap and Power End Cap





Code 2 Wire	YD-2C-*-**		
Code 3 Wire		YD-3C-*-**	
Code 4 Wire			YD-4C-*-**

*Add to code: length (meter) **1**, **2** or **3**. **Add colour to code: ○ **W** *(White)*, ● **B** *(Black)*

Track Lighting - Track supplied with End Cap and Power End Cap






Code 2 Wire	KTK-I	KTK-L	KTK-T	KTK-X
Code 3 Wire	YD-I-3-*	YD-L-3-*	YD-T-3-*	YD-X-3-*
Code 4 Wire	YD-I-4-*	YD-L-4-*	YD-T-4-*	YD-X-4-*

*Add colour to code: ○ **W** *(White)*, ● **B** *(Black)*.

Spare End Cap & Power End Cap


YD-E-2-*


KTK-V

2-Wire


YD-E-3-*


YD-F-3-*

3-Wire


YD-E-4-*

4-Wire


YD-F-4-*

	Spare End Cap	Power End Cap
Code 2 Wire	YD-E-2-*	KTK-V
Code 3 Wire	YD-E-3-*	YD-F-3-*
Code 4 Wire	YD-E-4-*	YD-F-4-*

*Add colour to code: ○ **W** *(White)*, ● **B** *(Black)*.

Track Light Fitting & Pendant Adaptors - Universal Adaptors to modify existing tracks to heads I Pendant track adaptors allow pendants to wire to adaptor









Code 2 Wire	201-*	202-*	203-*				
Code 3 Wire				301-*	302-*		
Code 4 Wire						401-*	402-*

*Add colour to code: ○ **W** *(White)*, ● **B** *(Black)*

MINI LED TRACK & DISPLAY CABINET LIGHTS

Track - Can be cut to length



Connectors






Fixing Clip



Code	TT-1000	TT-23	TT-24	TT-25	TT-27	TT-37M
Size (mm)	1000 x 11.8 x 9.6H	50	31 x 31H	50 x 31 x 31H	31 x 31 x 31H	12 x 12 x 15H
Description	Track 1m	Straight	L Corner	T Connector	3D Connector	Clip

Live / Dead Ends






End Caps




Code	TT-38C	TT-38D	TT-38	TT-DE1	TT-ECL	TT-ECR
Description	Corner Live	Corner Dead End	Live End	Dead End	End Cap Left	End Cap Right

Heads - Adjustable, Beam Angle 15°




Strips - Beam Angle 15°




LED Cabinet Lights - Supply Voltage: 110 - 240VAC

Colour Temp: 6500K
CRI: 70~80




Code	TT-32-*	TT-31-*	TT-S250-*	TT-S500-*	LUA2411-1	LUA2411-3
Wattage	1W	1W	9W	9W	1W	3W
Lumens	100lm	100lm	900lm	900lm	90lm	250lm
Size (mm)	Ø31 x 63	Ø18 x 60	250 x 12H	500 x 12H	75 x 19 x 250	68 x 20 x 250

*Add colour to code: ○ **WW** *(Warm White)* 3000K, ○ **CW** *(Cool White)* 4000K

©ACDC Dynamics

2-year warranty on all LED products & 1-year warranty on battery-operated products, unless specified.
LED warranty void without surge protection. Refer to page 24.135

NEW

LED DOWNLIGHT / CABINET LIGHTS

Supply Voltage: 230VAC



Code	LCS0210R-1-*	LCS0210S-1-*	LCS0310R-1-*	LCS0320R-3-*	LCS0420R-3-*
Power	1W	1W	1W	3W	3W
Lumen	85lm	85lm	85lm	255lm	255lm
Size (mm)	Ø30 x 22	30 x 30 x 22	Ø35 x 25	Ø40 x 25	Ø40 x 25
Cut Out Size (mm)	Ø27	27 x 27	Ø25	Ø30	Ø35

Supply Voltage: 230VAC

Tiltable



Code	LCS0420S-3-*	LCS0420Q-3-*	LCS0420H-3-*	LCS0420A-3-*	LCS0820R-3-*
Power	3W	3W	3W	3W	3W
Lumen	255lm	255lm	255lm	255lm	255lm
Size (mm)	40 x 40 x 25	Ø40 x 25	44 x 44 x 30	Ø44 x 30	Ø55 x 42
Cut Out Size (mm)	35 x 35	Ø35	35 x 35	Ø35	Ø43

Tiltable Tiltable Tiltable Tiltable Tiltable



Code	LCS0820S-3-*	LCS1425R-3-*	LCS1425R-5-*	LCS1425S-3-*	LCS1425S-5-*
Power	3W	3W	5W	3W	5W
Lumen	255lm	255lm	425lm	255lm	425lm
Size (mm)	55 x 55 x 42	Ø50 x 55	Ø50 x 62	50 x 50 x 55	50 x 50 x 62
Cut Out Size (mm)	43 x 43	Ø42	Ø42	42 x 42	42 x 42

*Add colour to code: ○ **WW** *(Warm White)* 3000K, ○ **CW** *(Cool White)* 4200K

Commercial

Supply Voltage: 230V/50Hz. Constant current driver to be ordered separately **CLD-B3503** (pg 888)

Focus Adjustable: 3-120°



Code	QL201B20-*	QL101B11-*	LWQ-009-*	QL102B02-*	QL103B32-*
Power	1W	1W	12W	1W	1W
Lumen	83lm	83lm	240lm	83lm	83lm
Size (mm)	Ø52	Ø52	Ø41 x 89	Ø41.5	Ø41.5
Cut Out Size (mm)	Ø42	Ø42	Ø35	Ø35	Ø35

*Add LED colour to code: ○ **WW** *(Warm White)* 2700K, ○ **CW** *(Cool White)* 4200K, ● **BL** *(Blue)*, ● **Y** *(Yellow)*, ● **GN** *(Green)*, ● **R** *(Red)*

LIGHTING

Mini Aluminium LED Downlights

Supply Voltage: 230V/50Hz. Constant current driver to be ordered separately **CLD-B3503** (pg 888)



Code	EL212003-*	EL212004-*	EL212005-*	EL202732-B-*	EL212007-*
LED	1W (350mA)	1W (350mA)	1W (350mA)	1W (700mA)	1W (350mA)
Req PSU	**CLD-B3503**	**CLD-B3503**	**CLD-B3503**	**LED-N12-9W**	**CLD-B3503**
Size (mm)	Ø23.5 x 16.5	Ø23.5 x 16.5	Ø30 x 9	Ø49	Ø30
Cut-out Size (mm)	-	-	-	Ø40	Ø24

*Add LED colour to code: ○ **W** *(Cool White)* 4200K, ● **BL** *(Blue)*, ● **Y** *(Yellow)*, ● **GN** *(Green)*, ● **R** *(Red)*

2-year warranty on all LED products & 1-year warranty on battery-operated products, unless specified.
LED warranty void without surge protection. Refer to page 24.135.

©ACDC Dynamics

LED CABINET LIGHTS

	12VDC	12VDC	c/w Driver	Supply Voltage: 230V/50Hz c/w LED Driver
				
Code	**EL202744-***	**EL200867-***	**LS0841-1-***	**LED-3199-***
LED	1.2W	0.5W	3W	3W
Req PSU	12V	12V	Included	Included
Size (mm)	Ø60 x 9	Ø40	Ø57 x 7.5	Ø44 x 45
Cut-out Size (mm)	–	Ø34	-	-
*Add LED colour to code	○ **W** *(Cool White)* 4200K, ● **BL** *(Blue)*, ● **Y** *(Yellow)*, ● **GN** *(Green)*, ● **R** *(Red)*		○ **CW** *(Cool White)* 4200K, ● **BL** *(Blue)*, ● **Y** *(Yellow)*, ● **GN** *(Green)*, ● **R** *(Red)*	○ **WW** *(Warm White)* 2700K, ○ **CW** *(Cool White)* 4200K

Supply Voltage: 100-240VAC c/w LED Driver, Transformer & Switch		
		
Code	**LS0834-WW**	**LS0839A-KIT-***
Wattage	3W x 4	28.5W x 3
Lumens	40lm x 4	120lm x 3
Size	Ø75 x 4H	Ø69 x 23H
IP Rating	**IP20**	**IP20**

		Colour Temp: 6000K	Colour Temp: 6000K
			
Code	**LS0841-3-***	**LS-CG2301YM-3-PW**	**LS-CG2301FM-3-PW**
Wattage	3W x 3	1.5W x 3	1.5W x 3
Lumens	148lm x 3	80lm	80lm
Size	Ø57 x 7.5H	Ø65 x 15	75 x 75 x 20
IP Rating	**IP20**	**IP20**	**IP20**

IP20 - Linkable 80-260VAC			
			
Code	**QL-6022A-***	**QL-6023A-***	**QL-6025A-***
Size (mm)	239L x 51.5W x 29H	360L x 51.5W x 29H	605L x 51.5W x 29H
Lumen	120lm	180lm	300lm
Watts	2 x 1W	3 x 1W	5 x 1W

*Add colour to code: ○ **WW** *(Warm White)* 2700K, ○ **CW** *(Cool White)* 4200K

NEW

LED HINGE LIGHT



CHL-A49A/2



CH-A04/2



Installed

Code	**CHL-A49A/2**	**CH-A04/2**
Lumens	16lm	Soft Close Hinge (Set of 2)
Integrated	On / Off	
Sensor	Trigger	
Operating Voltage	12V	
Application	Cupboards	
Spare Battery	**AC531**	

©ACDC Dynamics

2-year warranty on all LED products & 1-year warranty on battery-operated products, unless specified.
LED warranty void without surge protection. Refer to page 24.135

CABINET LIGHTS



230VAC



Portable Makeup Light IP40 - Input Voltage: 5VDC USB I 3 Level Touch Dimming I RA > 80 I Colour Temperature: 6000K I Mounting Suction Cup Included

Code	Wattage	Lumens	Size (mm)
PI4A1CH	4W	180lm	Ø14 x 206

Complete with Power Supply 230VAC / 5VDC



230VAC ○ CW - 4200K ○ DL - 6500K



Smart Sensor Light - Auto On & Off IP20 - Input Voltage: 5VDC I PIR & Daylight Sensor I Sensing Distance > 3m I Adjustable Time Delay I Colour Temperature: 6000K I Magnetic Mounting Strip Included

Code	Wattage	Lumens	Size (mm)
M3062CH-DL	4W	180lm	315 x 60 x 30

Complete with Power Supply 230VAC / 5VDC



230VAC ○ CW - 4200K ○ DL - 6500K



Smart PIR Cabinet Light IP20 - Input Voltage 100 - 240VAC I PIR Sensor I Sensing Distance < 3m I 2 Minute Delay Off I Colour Temperature: 6000K I Mounting Kit Included

Code	Wattage	Lumens	Size (mm)
M45A1CH-DL	11W	850lm	450 x 39 x 10

Complete with Power Supply 230VAC / 5VDC



5VDC USB



Mini Drawer LED Light - Rechargeable 330mAh Lithium Battery I Input Voltage: 5V (USB) I Colour Temperature: 6000K I Auto On/Off I Very Small, Portable & Easy to Install I Magnetic Mounting Kit Included

Code	Wattage	Lumens	Size (mm)
MMSL1/2	0.6W	36lm	68 x 28 x 11

Complete with USB Cable



5VDC USB



Rechargeable PIR Cabinet Light IP20 - Beam Angle 120° I Battery Capacity 1200mAh I PIR Sensor I Switch Mode: Left - off, Right - manual mode, Middle - PIR I 12 Second Delay Off I Colour Temperature: 6000K I Mounting Kit Included

Code	Wattage	Lumens	Size (mm)
M80P2CH	2W	150lm	Ø80 x 28.5

Complete with USB Cable



Battery Operated



Battery Operated PIR Wardrobe Light IP20 - 4 x AAA Battery (Not Included) I PIR Sensor I Sensing Distance 2m I Switch Mode: Upwards - PIR, Downwards - Manual Mode I 12 Second Delay Off I Colour Temperature: 4000K I Mounting Tape Included

Code	Wattage	Lumens	Strip Size (mm)
M21M1CH	2.4W	200lm	1000 x 8 x 2.3



Battery Operated

NEW



LED Rechargeable PIR Wardrobe Light IP20 - 1m Length LED Strip I Controller size: 112 x 35 x 26.5mm I Li-Battery, 1500MAh I PIR Sensor I Sensing Distance: 2.5m I Function: Motion Sensor or Switch I Charging Time: 2-3hrs I >3hrs Working Time I Colour Temperature: 4000K I Accessories: 1m USB Charge Cable

Code	Wattage	Lumens	Strip Size (mm)
M21M1CH-R	2.4W	200lm	1000 x 8 x 2.3

2-year warranty on all LED products & 1-year warranty on battery-operated products, unless specified.
LED warranty void without surge protection. Refer to page 24.135.

©ACDC Dynamics

RECHARGEABLE CABINET LIGHTS



5VDC USB



Charger

Rechargeable PIR Wardrobe Light - Battery Capacity 900mAh I PIR Sensor I Sensing Distance 2m I Switch Mode: Left - PIR, Right - Manual, Middle - Off I Colour Temperature: 4000K I **IP20** I Magnetic Mounting Kit Included

Code	Wattage	Lumens	Size (mm)
M33A1GB	1.5W	120lm	330 x 345 x 15

Complete with USB Cable



5VDC USB



Ultra Slim Cabinet Light - 5V USB Charging I Alluminium Alloy I **IP20** I c/w Built-in Magnet for Easy Mounting, Mounting Clips & USB Charging Cable I Colour Temp: 4200K I c/w Motion Sensor

Code	Wattage	Lumens	Battery	Size (mm)
DL-6110-23	1.4W	140lm	900mAh	230 x 40 x 9
DL-6110-40	3W	300lm	1500mAh	400 x 40 x 9
DL-6110-60	3.2W	320lm	2000mAh	600 x 40 x 9

NEW



LED Linear T5 Rechargeable Lamp IP20 - 5VDC USB Charging I Battery Capacity: 4W - 1x1.8Ah, 6W - 2x1.8Ah I Charging Time: 4W - 2hrs, 6W - 4hrs I Working Time: 4W - 1hr Full Power & 2hrs Half Power, 6W - 2hrs Full Power & 4hrs Half Power I 3 Working Modes: Full Power, Half Power, Flashing I Colour Temp: 8000K I Beam Angle: 120° I Magnetic Mounting Kit included

Code	Wattage	Lumens	Size (mm)
JCL-T5-901-4W	4W	400lm	320 x 40 x 23
JCL-T5-901-6W	6W	600lm	540 x 40 x 23

BATTERY OPERATED CABINET LIGHTS



Cupboard & Wardrobe Light - Battery Operated Linear Light I Integrated 6 SMD LED's I 4000K I Integrated On/Auto/Off Switch I Magnet Operated I 6 x AA Batteries (Not Included) I c/w Mounting Bracket and Screws.

Code	Wattage	Lumens	Size (mm)
BOCL02W	2W	130lm	400 x 43 x 27



Drawer Light - Battery Operated Linear Light I Integrated 3 SMD LED's I 4000K I On/Off Switch Magnet Operated I 3 x AA Batteries (Not Included) I c/w Mounting Bracket and Screws.

Code	Wattage	Lumens	Size (mm)
BOCL03W	3W	150lm	250 x 44 x 27



Counter Top & Wardrobe Light - Battery Operated Linear Light I Integrated 12 SMD LED's I Integrated On/Off Switch I Magnet Operated I 12 x AA Batteries (Not Included) I c/w Mounting Kit and Screws.

Code	Wattage	Lumens	Size (mm)
BOCL01W	4W	260lm	465 x 58 x 27



Ceiling Light - Battery Operated Spot Light I Integrated 9 SMD LED's I 4000K I On/Off Operated and push front cover I 4 x C Batteries (Not Included) I c/w Mounting Kit and Screws

Code	Wattage	Lumens	Size (mm)
BOCL05W	3W	150lm	Ø144 x 43





Ceiling Light - Battery Operated Spot Light I Integrated 1 SMD LED I 4000K I Light & Motion Sensor with On/Auto/Off Switch I 3 x AA Batteries (Not Included) I c/w Mounting Kit and Screws.

Code	Wattage	Lumens	Size (mm)
BOCL04W*	4W	260lm	Ø96 x 30

* For a set of 3 add **/3** to code

©ACDC Dynamics

2-year warranty on all LED products & 1-year warranty on battery-operated products, unless specified.
LED warranty void without surge protection. Refer to page 24.135

LED UNDERCOUNTER / CABINET LIGHTS

Low Profile LED Undercounter Lighting

Supply Voltage : 12VDC. Power Supply excluded



Features

- Polycarbonate lens and aluminium body
- Linkable, c/w power cord and mounting accessories
- 30 000 hours average lifespan
- Max length in series 1.5m
- Cool White (4000K)
- For DC power supply see page 24.145-24.146.



Code	Size (mm)	Power	No. of LED's	LED Type	Lumen	Spare Link
L500S25	500 x 25 x 9	5W	72	3528 SMD	475lm	S25-LINK
L800S25	800 x 25 x 9	8.5W	120	3528 SMD	760lm	

Low Profile LED undercounter Lighting

For corner application

Supply Voltage : 12VDC. Power Supply excluded



Features

- Polycarbonate lens and aluminium body
- Linkable, c/w power cord and mounting accessories
- 30 000 hours average lifespan
- Max length in series 1.5m
- Cool White (4000K)
- For DC power supply see page 24.145-24.146.



Code	Size (mm)	Power	No. of LED's	LED Type	Lumen	Spare Link
L300T27	300 x 27 x 11	3W	42	3528 SMD	292lm	T27-LINK
L500T27	500 x 27 x 11	5W	72	3528 SMD	475lm	
L800T27	800 x 27 x 11	8.5W	120	3528 SMD	760lm	
L1000T27	1000 x 27 x 11	10.5W	144	3528 SMD	880lm	

Touch Switch



S02-PD

On/Off Switch
Dimming

Cupboard Door Switch



S02-IR

Photo-electric Sensor
Used on doors
Light will switch on when door opens

Motion Sensor Switch



S02-PR

PIR Motion Sensor
Distance 1-3m
Time Delay 1min/5min Selectable

LED DC LIGHT FITTINGS







Code	C2-83	C2-94	C2-147	C2-59C	C2-146
LED Colour	Warm White	White	White	White	White
Watts	1.5W	1.5W	1.5W	1.5W	1.5W
Volts	12-24VDC	12-24VDC	12-24VDC	12-24VDC	12-24VDC
Size (mm)	Ø80 x 45	Ø80 x 48	Ø78 x 29	139 x 92 x 21	139 x 92.5 x 21
Control	Built in rocker switch On-Off control 350° swivel/40° angle adjustment		Built in rocker switch On-Off control	Built in rocker switch On-Off control	Built in rocker switch On-Off control








Code	C2-103	C2-138	C2-123-CL2-*	C2-123-CL4-*	C2-64CAL	C2-613
LED Colour	White	Cool White	Pure White	Pure White	White	White
Watts	3W	4(4 x 1W)	2(2 x 1W)	4(4 x 1W)	1.2(4 x 0.5W)	3(10 x 0.3W)
Volts	12-24VDC	9-30VDC	9-32VDC	9-32VDC	12-24VDC	12VDC
Size (mm)	250 x 87 x 35	249 x 108 x 31	95 x 30 x 33	275 x 30 x 33	187 x 30 x 30	230 x 24 x 11
Control		Built in rocker switch On-Night-Off or On-Off	180° Pivot. Built in rocker switch for On-Off	180° Pivot. Built in rocker switch for On-Off	180° Pivot. Built in rocker switch for On-Off	

*Add fitting colour to code: ❍**W** *(White)*, ●**BK** *(Black)*

2-year warranty on all LED products & 1-year warranty on battery-operated products, unless specified.
LED warranty void without surge protection. Refer to page 24.135.

©ACDC Dynamics

LED INTERIOR DC LIGHTING

Light Colour: White
Suppy Voltage: 9-33VDC





Code	C2-212	C2-217	C2-220
No. of LED's	42 x SMD	68 x SMD	64 x SMD
Watts	3W	4W	4W
Size (mm)	Ø130 x 12	Ø180 x 12	185 x 150 x 12
Control	Touch Control (On-Dimmer-Off)		

DC Fluorescent Light Fittings - For battery installations eg. caravans etc.

Lamp included
Cool White
4000K

5700K LED







Code	C2-76 12V	C2-78 12V	C2-89 12V-LED	C2-92 12V	C2-91 12V
Code	C2-76 24V	C2-78 24V	C2-89 24V-LED	C2-92 24V	
Lamp Type	T5	T5	LED	T8	T5
Watts	1 x 8W (FLT5-8)	2 x 8W (FLT5-8)	0,5W x 18Pcs	1 x 15W (FLT8-15)	1 x 8W (FLT5-8)
Size (mm)	410 x 68 x 35	411 x 68 x 35	485 x 65 x 45	591 x 65 x 45	340 x 50 x 28
Fitting Colour	White	White	Satin	Satin	White
Control	Rocker switch, On-Off				

Lamp included
Cool White
4000K




12-24VDC
5700K LED



12VDC
5700K LED



Code	C2-68 12V / C2-68 24V	C2-113 12V	C2-62-LED	C2-95-LED
Lamp Type	2G7	2D	LED	LED
Watts	1 x 13W (PL-13-WW)	1 x 6W (2D-16-CW)	6W	8W
Size (mm)	254 x 70 x 37.5	Ø250 x 47.5	186 x 179 x 37	200 x 120 x 40
Fitting Colour	Satin	Satin	White	White
Control	On: Always on, Door: Door open Light on, Off: Always off		Rocker switch, On/Off	

Ideal for steps, interior or exterior courtesy lighting and storage areas

DC LED Light Fittings




Accessories



Code	C2-98-*	C2-104-*	C2-98-B-*
Volts	12-24VDC	12-24VDC	*Add **BK** *(Black)* or **CH** *(Chrome)* bezel for **C2-98**. Surface mounting. LED Lamp not included.
Size (mm)	90L x 24.7W x 14.3H	176L x 24.7W x 14.3H	

*Add colour to code: ● **R** *(Red)*, ● **BL** *(Blue)*, ● **GN** *(Green)*, ● **Y** *(Yellow)*, **CW** *(Cool White)*

©ACDC Dynamics

2-year warranty on all LED products & 1-year warranty on battery-operated products, unless specified.
LED warranty void without surge protection. Refer to page 24.135

NEW NON-WEATHERPROOF LED STRIP LIGHTS IP20

2 Year Warranty



LD60W-R3528

2835 Chipset

Standard Range 12VDC I 5m I Cutting length every 3rd LED I c/w Self-Adhesive Backing I Max Length Connected in series 5m

Code	No. of LEDs	Max Power	Lumens	*Add Colour to Code
IMG-R30*-S	30/0.5m	1.5W/m	135lm	
LD30W-R3528-*	30/m	2.4W/m	216lm	●R / ●GN /
LD60W-R3528-*	60/m	4.8W/m	432lm	●BL / ●Y /
LD120W-R3528-*	120/m	9.6W/m	864lm	○WW / ○DL
LD240W-R3528-*	240/m	19.2W/m	1728lm	

Professional Range 24VDC I 10m I RA 80 I Cutting length every 6 LEDs I c/w Self-Adhesive Backing I Max Length connected in series 10m

5Y-LD30W-R2835-*	30/m	3.6W/m	324lm	●R / ●GN /
5Y-LD60W-R2835-*	60/m	7.2W/m	648lm	●BL / ●Y /
5Y-LD120W-R2835-*	120/m	12W/m	1080lm	○WW / ○CW

5Year Warranty



5Y-LD60W-R2835

2 Year Warranty



LD60W-R5050

5050 Chipset

Standard Range 12VDC I 5m I Cutting length every 3rd LED I c/w Self-Adhesive Backing I Max Length Connected in series 5m

Code	No. of LEDs	Max Power	Lumens	*Add Colour to Code
LD30W-R5050-*	30/m	7.2W/m	576lm	●R / ●GN / ●BL /
LD60W-R5050-*	60/m	14.4W/m	1152lm	●Y / ○WW / ○DL /
LD120W-R5050-*	120/m	28.8W/m	2304lm	●●●○ RGBW

RGBW Range 24VDC I 5m I Cutting length every 6th LED I c/w Self-Adhesive Backing I Max Length Connected in series 5m

LD30W-R5050-RGBW	30/m	7.2W/m	576lm	
LD60W-R5050-RGBW	60/m	14.4W/m	1152lm	●●●○ RGBW
LD120W-R5050-RGBW	120/m	28.8W/m	2304lm	

Professional Range 24VDC I 10m I RA 80 I Cutting length every 6 LEDs I c/w Self-Adhesive Backing I Max Length connected in series 10m

5Y-LD30W-R5050-*	30/m	5W/m	400lm	●R / ●GN / ●BL / ●Y / ○WW / ○CW / ●●● RGB
5Y-LD60W-R5050-*	60/m	10W/m	800lm	

5Year Warranty



5Y-LD30W-R5050

NEW



COB Strip

24VDC I 5m I Cutting length 65mm I c/w Self-Adhesive Backing I Max length connected in series 10m I 180° Beam Angle I CRI 90 I Even light distribution I No hot spots I Ideal for Architectural, Archway Bridge, Auditorium, Signage & Channel lettering

Code	No. of LEDs	Max Power	Lumens	*Add Colour to Code
LD-COB-R-*	336/m	10W/m	900lm	●R / ●GN / ●BL / ○WW / ○DL
LD-COB-R-RGB	840/m	10W/m	900lm	●●●RGB

Accessories

Code 2 Wire	Code 4 Wire	Description
LD-COB-R-2PC	LD-COB-R-4PC	Power connector
LD-COB-R-2MC	LD-COB-R-4MC	Middle connector
LD-COB-R-2JC	LD-COB-R-4JC	Jumper connector
LD-COB-R-2L	LD-COB-R-4L	'L' connector
LD-COB-R-2T	LD-COB-R-4T	'T' connector
LD-COB-R-2X	LD-COB-R-4X	'X' connector



Power Connector



Middle Connector



Jumper Connector



'L' Connector



'T' Connector



'X' Connector

NEW



WS2811 Addressable LED Strip

12VDC I 5m I Cutting length every 3rd LED I c/w Self-Adhesive Backing I Max length in series 5m I WS2811 is an addressible LED strip controlled by external IC WS2811 I Each IC controls 3 leds. Each pixel is individually addressable

Code	No. LEDs	Max Power	Lumen	Colour
LD-WS2811-RGB	60	14.4W/m	1000-1440lm	RGB

Commercial
LIGHTING

For accessories and power supplies see 24.142-143

©ACDC Dynamics

WEATHERPROOF LED STRIP LIGHTS IP54

2 Year Warranty



5 Year Warranty



2835 Chipset

Standard Range 12VDC I 5m I Cutting length every 3rd LED I c/w Self-Adhesive Backing I Max Length Connected in series 5m

Code	No. of LEDs	Max Power	Lumens	*Add Colour to Code
IMG-OR30*-SF	30/0.5m	1.5W/m	135lm	●R / ●GN / ●BL / ●Y / ○WW / ○DL
IMG-WR30*-SF	30/0.5m	1.5W/m	135lm	
LD30W-W3528-*	30/m	2.4W/m	135lm	
LD60W-W3528-*	60/m	4.8W/m	432lm	
LD120W-W3528-*	120/m	9.6W/m	864lm	

Professional Range 24VDC I 10m I RA 80 I Cutting length every 6 LEDs I c/w Self-Adhesive Backing I Max Length connected in series 10m

5Y-LD30W-W2835-*	30/m	3.6W/m	396lm	●R / ●GN / ●BL / ●Y / ○WW / ○CW
5Y-LD60W-W2835-*	60/m	7.2W/m	792lm	

2 Year Warranty



5 Year Warranty



5050 Chipset

Standard Range 12VDC I 5m I Cutting length every 3rd LED I c/w Self-Adhesive Backing I Max Length Connected in series 5m

Code	No. of LEDs	Max Power	Lumens	*Add Colour to Code
IMG-OR15*-3SF	30/0.5m	3W/m	120lm	●R / ●GN / ●BL / ●Y / ○WW / ○DL / ●●● RGB / ●●●○ RGBW
IMG-WR15*-3SF	30/0.5m	3W/m	120lm	
LD30W-W5050-*	30/m	7.2W/m	192lm	
LD60W-W5050-*	60/m	14.4W/m	384lm	
LD120W-W5050-*	120/m	28.8W/m	2304lm	

Professional Range 24VDC I 10m I RA 80 I Cutting length every 6 LEDs I c/w Self-Adhesive Backing I Max Length connected in series 10m

5Y-LD30W-W5050-*	30/m	5W/m	400lm	●R / ●GN / ●BL / ●Y / ○WW / ○CW / ●●● RGB
5Y-LD60W-W5050-*	60/m	10W/m	800lm	

NEW

COB LED STRIP LIGHTS IP65



Power Connector



End Cap

24VDC I 5m I Cutting length 65mm I c/w Self-Adhesive Backing I Max length connected in series 10m I 180° Beam Angle I CRI 90 I Even light distribution I No hot spots I Ideal for Architectural, Archway Bridge, Auditorium, Signage & Channel lettering

Code	No. of LEDs	Max Power	Lumens	*Add Colour to Code
LD-COB-W-*	336/m	10W/m	900lm	●R / ●GN / ●BL / ●Y / ○WW / ○DL
LD-COB-W-RGB	840/m	10W/m	900lm	/ ●●● RGB

Accessories

Code 2 Wire	Code 4 Wire	Description
LD-COB-W-2PC	LD-COB-W-4PC	Power connector
LD-COB-W-2EC	LD-COB-W-4EC	End Cap

NEW

COB LED STRIP LIGHTS - 230VAC IP67



RW-SL-01
Clear



RW-SL-02
Half Round Frosted



RW-SL-03
Square Frosted

High Voltage COB Strip Light - 230VAC I 320 LED high density FOB linear flexible LED rope I Cutting mark 500mm I 180° Beam Angle I UV Protected Housing

Code	No. of LEDs	Max Power	Lumens	*Add Colour to Code
RW-SL-01-*-*	320 LEDS/m	12W/m	840lm/m	CW / WW / DL / ● R / ● BL / ● GN / ● Y
RW-SL-02-*-*	320 LEDS/m	12W/m	840lm/m	
RW-SL-03-*-*	320 LEDS/m	12W/m	840lm/m	

* Add Length to Code: **5M** (5 Meters), **50M** (50 Meters)

For Accessories, see page 24.81 High Voltage Strip Accessories No 3.

©ACDC Dynamics

For accessories and power supplies see 24.142-143

NEW FLEXIBLE WALL WASHER STRIP LIGHTS IP67





FW-AM



FW-AP



FW-MC

24VDC I 5m I 30° beam angle I Designed to replace traditional wall washers I Small flexible and light weight and easy to install

Code	No LED's	Max Power/m	Lumens	*Add colour to code
FW48-W30D-*	48/m	18W	1915lm	WW / CW / DL
FW42-W30D-RGB	42/m	8W	540lm	RGBW

Accessories

Code	Description
FW-AP	1m Aluminium channel
FW-AM	Angle bracket - Can adjust Angle
FW-MC	Metal clip for mounting
FW-SC	Silicone clip for mounting
VHB3M-18	3m Tape - Supplied in 1m Length

LED PLANT GROW STRIPS IP65



Supplied with 230VAC Power Adaptor I LED Strip is 24VDC I Lumens: 10-22lm I Viewing Angle: 120° I Blue (Wave Length: 455-465nm) - Good for Photosynthesis I Red (Wave Length: 660-665nm) - Peak Wavelength for Photosynthesis & Photoperiodism - Good for Blooming & Fruits I Red/Blue in one Chip: Red:Blue = 5:1 (Suitable for most Plant Growing)

Code	Description	No. LEDs	Max Power/m	Length
HH-SRB60W	Red/Blue 5:1	60/m	14W/m	10m
HH-SRB120W	Red/Blue 5:1	120/m	28W/m	10m
HH-SR-60W	Red	60/m	14W/m	10m
HH-SB-60W	Blue	60/m	14W/m	10m

NEW ANTI-GLARE LED STRIPS IP65



Input Voltage: **24VDC** - 5m Roll I 120° Viewing Angle I Even Light Distribution I Ideal for Architectural, Archway, Bridge, Auditorium, Signage & Channel Letter Lighting I Dimensions: 12 x 4.5mm I Supplied with front and back Power Connectors

Code	No. LEDs	Max Power	Lumens	*Add Colour to Code
AG210-W2835-*	210/m	12W/m	1300lm	WW / CW / DL

Accessories

Code	Description
AG210-CON	Male and Female Connector
AG210-CL/10	Mounting Clips I Pack of 10

WEATHERPROOF LED STRIP LIGHTS IP68







SP108F

SP110F



SP109F



SP112F

2835 Chipset - 12VDC I 5m I Silicone gel insulated tube I Min cutting length every 3rd LED I Max length connected in series 5m

Code	No. of LEDs	Max Power	Lumens	*Add Colour to Code
WP30W-W3528-*	30/m	2.4W/m	216lm	R / GN / BL / Y / WW / DL
WP60W-W3528-*	60/m	4.8W/m	432lm	

5050 Chipset - 12VDC I 5m I Silicone gel insulated tube I Min cutting length every 3rd LED I Max length connected in series 5m

WP30W-W5050-*	30/m	7.2W/m	576lm	R / GN / BL / Y / WW / DL / RGB
WP60W-W5050-*	60/m	14.4W/m	1152lm	
WP120W-W5050-*	120/m	28.8W/m	2304lm	

Accessories

Code	Description	Pack Size
SP108F	Plastic Mounting Clip	100
SP109F	End cap with no holes	10
SP110F	End cap with 2 holes	10
SP112F	90g Silicone Gel	10

2-year warranty on all LED products & 1-year warranty on battery-operated products, unless specified.
LED warranty void without surge protection. Refer to page 24.135.

©ACDC Dynamics

230VAC LED STRIP LIGHTS



Blister Pack



Reel

High Voltage Strip Light IP67 - Does not require power supply I Can run up to 50 meters without voltdrop I Cutting mark every 1m I 180° Beam Angle I UV Protected Housing

Code	No. of LEDs	Max. Power	Lumens	*Add Colour to Code
Supplied in Blister Pack				
HV60W-W3528-*-*	60/m	4.8W/m	336lm/m	WW / DL / R / BL / GN / Y
HV30W-W5050-*-*	30/m	7.2W/m	432lm/m	
HV60W-W5050-*-*	60/m	14.4W/m	864lm/m	

* Add Length to Code: **1M** (1 Meters), **5M** (5 Meters)

For accessories see pg 24.82 No 2

Code	No. of LEDs	Max. Power	Lumens	*Add Colour to Code
Supplied on Reel				
HV60W-W3528-*-*	60/m	4.8W/m	336lm/m	WW / DL / R / BL / GN / Y / RGB
HV30W-W5050-*-*	30/m	7.2W/m	432lm/m	
HV60W-W5050-*-*	60/m	14.4W/m	864lm/m	

* Add Length to Code: **10M** (10 Meters), **50M** (50 Meters)

For accessories see pg 24.82 No 1

NEW



HVC-10M-DL HVR-*-DL

High Voltage Strip on Extention Reel IP65 - 230VAC I c/w power connector I Ideal for work, functional and decorative lighting

Code	No. of LEDs	Max. Power	Lumens	*Add Colour to Code
HVC-10M-DL	120/m	9W/m	810lm/m	6500K
HVR-*-DL	180/m	12W/m	1100lm/m	6500K

* Add Length to Code: **15M** (15 Meters), **25M** (25 Meters), **50M** (50 Meters)

Accessories

Code	Description
HVR-PC	1.5m SA plug IP44- Rubber Cable
HVR-TC	T Connector



HV-WIRE-3528
HV-WIRE-5050

HV-WIRE-RGB



HV-RGB-RC



HV-CON-3258/5
HV-CON-5050/5



HV-CON-RGB/5



HV-EC-3528/10
HV-EC-5050/10



HV-CLIP-3528/10
HV-CLIP-5050/10

Accessories

Code (Blister Pack)(1)	Code (Reel)(2)	Code (COB)(3)	Description
HV-WIRE-3528	HV-WIRE-3528	-	3528 Power Cord 100m Max
HV-WIRE-5050	HV-WIRE-5050	-	5050 Power Cord 50m Max
-	-	HV-COB-PC	Power Connector
-	HV-WIRE-RGB	HV-COB-RGB	Power Cord for RGB Strip c/w Basic Controller
-	HV-RGB-RC	HV-COB-M-RGB	Multifunction RGB Controller and Remote
HV-CON-3528/5	HV-CON-3528/5	-	3528 Middle Connector Pack of 5
HV-CON-5050/5	HV-CON-5050/5	-	5050 Middle Connector Pack of 5
-	-	HV-COB-MC	Middle Connector pack of 5
-	HV-CON-RGB/5	HV-COB-CON-RGB	RGB Middle Connector pack of 5
HV-EC-3528/10	HV-EC-3528/10	-	3528 End Cap Pack of 10
HV-EC-5050/10	HV-EC-5050/10	-	5050 End Cap Pack of 10
-	-	HV-COB-EC/10	End Cap Pack of 10
HV-CLIP-3528/10	HV-CLIP-3528/10	-	3528 Mounting Clip Pack of 10
HV-CLIP-5050/10	HV-CLIP-5050/10	-	5050 Mounting Clip Pack of 10
-	-	HV-COB-CLIP/10	COB Mounting Clip Pack of 10

©ACDC Dynamics

2-year warranty on all LED products & 1-year warranty on battery-operated products, unless specified.
LED warranty void without surge protection. Refer to page 24.135

LED NEON FLEX

Neon LED is the state of the art LED lighting product that simulates the effect and look of neon. Also, Neon LED Strip brings back the Neon Lighting without the hassles and dangers associated with neon light. No high voltage transformers, dangerous neon gases and fragile custom glass tubes to deal with!

NEW



M816-SS



M612-SS-5M

M818-DS





M612-FLEX-1M



M612-EC/10



M816-MC



M612-PC



M816-PC

LED Neon Soft Jacket Flex IP65 - LED Neon Flex are soft and easily bent I Ideal for indoor & outdoor signage applications

Code	Voltage	Cutting Length	No. of LEDs P/m	Max. Power	Neon Projection	Dimensions (mm)	*Add Colour to Code
M612-SS-5M-*	12V	25mm	120	6W/m	Single Sided	6(W) x 12(H)	WW / CW / R / BL / GN / Y / P / PR
M816-SS-*-*	230V	1m	120	8W/m	Single Sided	8(W) x 16(H)	
M818-DS-*-*	230V	1m	120	8W/m	Double Sided	8(W) x 18(H)	
M1020-SS-RGBW	12V	50mm	120	10W/m	Single Sided	10(W) x 20(H)	RGBW

* Add Length to Code: **5M** (5 Meters), **50M** (50 Meters)

Accessories

Code M612	Code M816	Code M818	Code M1020	Description
M612-PC	M816-PC	M818-PC	M1020-PC	Power Connector
-	M816-MC-D	M818-MC-D	M1020-MC-D	Middle Connector
M612-MC	M816-MC	M818-MC	M1020-MC	Middle Jumper Connector
M612-EC/10	M816-EC/10	M818-EC/10	M1020-EC/10	End Cap
M612-30PVC	M816-30PVC	-	M1020-30PVC	300mm PVC Channel
M612-1ALU	M816-1ALU	-	M1020-1ALU	1m Aluminium Channel
M612-2ALU	-	-	-	2m Aluminium Channel
M612-FLEX-1M	M816-FLEX-1M	-	-	1m Flexible Mounting Strip
-	-	M818-CL/10	-	Plastic Mounting Clips



Frosted Jacket Neon Flex IP65 - 5m Length I c/w Power Cord

Code	Voltage	Cutting Length	No. of LEDs P/m	Max. Power	Neon Projection	Dimensions (mm)	*Add Colour to Code
LR2131-S-*	230V	25mm	120	6W	Single Sided	8(W) x 16(H)	WW / CW / DL / R / BL / GN / Y

NEW



DIY Shaping LED Neon Strip IP67 - Blister Pack I 5m Roll I The LED Neon Flex is designed to shape into any form without the need of clips or profile to hold the shape I c/w power connector, & mounting brackets & screws.

Code	Voltage	Cutting Length	No. of LEDs P/m	Max. Power	Neon Projection	Dimensions (mm)	*Add Colour to Code
LR1131-DIY-5M-*	12VDC	25mm	120	24W/m	Single Sided	6 x 12	WW / CW / DL / R / BL / GN / Y

DECORATIVE LED NEON LIGHTS IP65



Flexible LED Tube

24VDC I 5m I Flexible I No Specific cutting length I 360° Illumination I Tube diameter 23mm

Code	No. of LEDs	Max Power	Lumens	*Add Colour to Code
DL-ECN25-*	168 x 2/m	14.4w/m	1400lm	WW / CW / DL R / GN / BL / Y

Accessories

Code	Description
DL-ECN25-FP	Straight Power out Cap and End Cap
DL-ECN25-SO	Side Power out Cap and End Cap
DL-ECN25-MC/5	Arched shaped PC Mounting clip/5(Pack)
DL-ECN25-PCG	1m Arched Shaped PC Profile
DL-ECN25-VC	1m vertical PC Ceiling mount Tube c/w metal head cap, metal end cap, 1m Hanging wire

2-year warranty on all LED products & 1-year warranty on battery-operated products, unless specified.
LED warranty void without surge protection. Refer to page 24.135.
©ACDC Dynamics

NEW

NEON LED WALL LIGHT KITS

Decorative Neon Wall Art | 3X AAA | batteries (not incl.) | USB



Code	HH-NWL01
Description	Bulb
Colour	RGB
Size (mm)	260 x 165 x 20



Code	HH-NWL02
Description	Lip
Colour	Red
Size (mm)	280 x 250 x 20



Code	HH-NWL03
Description	Love
Colour	RGB
Size (mm)	350 x 130 x 20



Code	HH-NWL06
Description	Hello
Colour	White + Pink
Size (mm)	300 x 210 x 20



Code	HH-NWL07
Description	Yeah
Colour	Red
Size (mm)	350 x 180 x 20



Code	HH-NWL08
Description	Love Heart
Colour	White + Pink
Size (mm)	270 x 255 x 20



Code	HH-NWL11
Description	Heart
Colour	Red
Size (mm)	315 x 275 x 20



Code	HH-NWL12
Description	Shooting Star
Colour	White + Blue
Size (mm)	300 x 180 x 20



Code	HH-NWL13B
Description	Lightning
Colour	Pink + Blue
Size (mm)	340 x 130 x 20



Code	HH-NWL15
Description	Star
Colour	Warm White
Size (mm)	280 x 280 x 20



Code	HH-NWL19
Description	Rainbow
Colour	Red + Orange + Yellow + Green + Blue
Size (mm)	300 x 170 x 20



Code	HH-NWL25
Description	Flamingo
Colour	Pink
Size (mm)	290 x 140 x 20



Code	HH-NWL26
Description	Unicorn
Colour	Warm White
Size (mm)	250 x 160 x 20



Code	HH-NWL27
Description	Reindeer
Colour	RGB
Size (mm)	270 x 240 x 20



Code	HH-NWL28
Description	Cat
Colour	Blue
Size (mm)	230 x 180 x 20



Code	HH-NWL29E
Description	Butterfly
Colour	Warm White
Size (mm)	325 x 160 x 20

©ACDC Dynamics

2-year warranty on all LED products & 1-year warranty on battery-operated products, unless specified.
LED warranty void without surge protection. Refer to page 24.135

NEW

NEON LED WALL LIGHT KITS

Decorative Neon Wall Art | 3X AAA | batteries (not incl.) | USB

			
Code	**HH-NWL31**	**HH-NWL32**	**HH-NWL33**
Description	Dolphin	Whale	Dinosaur
Colour	Blue	Blue	Green
Size (mm)	190 x 155 x 20	190 x 160 x 20	190 x 180 x 28

				
Code	**HH-NWL35**	**HH-NWL36**	**HH-NWL38E**	**HH-NWL40**
Description	Snoopy	Mickey	High-Heeled Shoes	Cactus
Colour	Cool White	Red	Blue	Green+Orange
Size (mm)	240 x 170 x 20	240 x 170 x 20	200 x 240 x 20	340 x 180 x 20

				
Code	**HH-NWL41**	**HH-NWL42**	**HH-NWL43**	**HH-NWL44**
Description	Christmas Tree	Bell	Snow	Christmas Stocking
Colour	Green	Warm White	Cool White	Red + White
Size (mm)	240 x 180 x 20	300 x 230 x 20	250 x 250 x 20	250 x 190 x 20

			
Code	**HH-NWL51**	**HH-NWL52**	
Description	Open	Closed	
Colour	Multi-Colour	Multi-Colour	
Size (mm)	290 x 140 x 20	410 x 160 x 20	

2-year warranty on all LED products & 1-year warranty on battery-operated products, unless specified.
LED warranty void without surge protection. Refer to page 24.135.

©ACDC Dynamics

DIGITAL & MUSIC STRIP LIGHTS





Music Activated LED Strip RGB Kit IP65 - c/w Music Controller, RGB Controller and 230VAC Power Supply

Code	No. LEDs / m	Max Power / m	Length
MUS30-5050-RGB	30	5W / m	5m

LED FLEX STRIP KITS - 5M LENGTHS



IP20



c/w power supply & ON/OFF switch



IP65



c/w dimmer & CW/WW control



IP65



c/w RGB remote controller NEW



IP20



c/w RGB remote controller NEW

Code	LS1761P-*	LS1778-CW/WW	LS1702P-RGB	LS1702P-RGBW	NW1702P-RGBW
Size (mm)	5000L x 8W x 4H	5000L x 14W x 4H	5000L x 14W x 4H		5000L x 14W x 4H
Lumen	900 - 1050lm	1400lm	N/A		N/A
LEDs	60/m (total 300Pcs 24W) 3528	60/m (total 300Pcs 48W) 3528	30/m (total 150Pcs 36W) 5050		30/m (total 150Pcs 36W) 5050
Colour	*Add colour to code: ○ **CW** *(5000k)*, ○**WW** *(3200k)*, ●**R** *(Red)*, ●**GN** *(Green)*, ●**BL** *(Blue)*, ●**Y** *(Yellow)*	○ **CW** *(Cool White)*, ○ **WW** *(Warm White)*	●●● **RGB** *(Red, Green, Blue)*	●●●○ **RGBW** *(Red, Green, Blue, White)*	●●●○ **RGBW** *(Red, Green, Blue, White)*

HEXAGON LED TILES



Tiles - Wifi enabled I Touch Control I Music Sync I Screen Mirror I 100lms per panel I CRI >80 I RGBW 1200K-6500K, + 16 million colours I Dimmable I Mounting Type : double sided Tape or Mounting Screws I Compatible with Apple, Amazon, Google, IFTTT, Smarthings I Create any patterns by interlinking

Code	Max Power Supply Power	Max Energy Consumption per Panel	Max Power per Power Supply	Max Panels per controller	Dimmension
NL42-0001HX-P	42W	2W	21 hexagons per 42W PSU	500 Hexagons	Ø230x10mm

Accessories

Code	Description
NL42-0002HX-C	Smart Controller
NL26-0001	Remote Control
NC04-0051	230VAC 42W Power Supply
NC04-0070	Linking Cables (3 per pack)
NC04-0042	Rigid Links (10 per pack)



NL42-0001MX-P





L26-0001



NL42-0002HX-C



NC04-0051



NC04-0070



NC04-0042

©ACDC Dynamics

LED UNDER BED STRIP WITH MOTION SENSOR

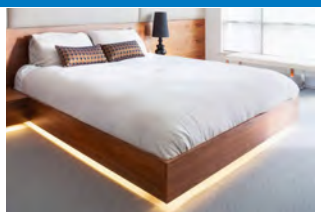



FST-CDB



BL60-W3528-WW/2



BL60-W3528 -WW

Rechargeable - USB Port for Charging I Working Time 3hrs I Motion Sensor Distance: 2-5m I Time Adjustable 15sec - 6min

Code	Wattage	Lumens	LED p/m	Length
FST-CDB-1M-*	2.4W	240lm	30	1m

* Add colour to code: ○ **WW** (Warm White) 2700K , ○ **CW** (Cool White) 4200K, ○ **DL** (Daylight) 6000K

Direct 230V - Dimmable I Motion Sensor Distance: 2-5m I Time Adjustable 30s - 380s I Colour Temperature: Warm White 2700K

Code	Wattage	Lumens	LED p/m	Length
BL60-W3528-WW	2.8W	260lm	45	1.5m
BL60-W3528-WW/2	2.8W	260lm	45	2 x 1.5m

USB MULTI COLOUR MOOD LIGHT FOR TV IP20

USB Power 5VDC I Easy Assembly I Remote Control I Two Available Options, 2 LED Strips or 4 LED Strips per Controller









Code	Wattage	Lumens	LED/m	Length (mm)
TV30-R5050-RGBW/2	4.8W/m	300lm	32	2 x 500 (2 x Strips)
TV30-R5050-RGBW/4	9.6W/m	600lm	32	4 x 500 (4 x Strips)

LED TAIL LIGHT STRIP IP67

Input Voltage: 12VDC I 4 Pin tow adaptor connection I Flexible design I Adventure Proof I LED Signals: Driving mode - Glows bright red, Left Turn - Flash on the left, Right Turn - Flash on the right, Break - Beam dark red across, Reverse - Beam White across.









Code	Wattage	LED p/m	Size (mm)
TG60-2835-R/W	1.2W	60	13 x 6 1244

UNDER DASH LIGHTING KIT

Input Voltage: 12-24VDCVDC I c/w Cigarette Lighter Adaptor I 4 x Waterproof LED Strips - RGB I Wireless IR Remote & Controller I Dimmable I Colour Scenes







RGB



RGBM



Code	Description	Wattage	LEDs	Size (mm)
UD-5050-RGB	Colour Changing c/w controller	18W	18 x 4	300 x 10
UD-5050-RGBM	Colour Changes to the Beat of the Music c/w controller	12W	12 x 4	210 x 10

2-year warranty on all LED products & 1-year warranty on battery-operated products, unless specified.
LED warranty void without surge protection. Refer to page 24.135.

©ACDC Dynamics

GAZEBO LIGHT KIT

Input Voltage: 5VDC I 160˚ Beam Angle I Colour Temperature: 5000K I c/w Mounting Clips I 4 x 3 Meter light strips I On/Off Switch I Easy to Assemble





Ideal for Camping

Code	Description	Wattage	Lumens	Size (mm)
SG-TLKA1	Gazebo 5VDC LED Kit	4 x 3W	1500lm	4000 x 3000

CAMPING LED STRIP LIGHT IP68





Input Voltage: 5V / 12VDC I One Side with USB, other side with waterproof DC female connector with cigarette & battery clip I Two mounting methods, hook & velcro I Dimmable I 4 Different colour methods; Warm White, Cool White, R+G+B (SOS) & Amber to keep insects away.

Code	Wattage	Lumens	LED/m	Length (mm)
KU-CAMPSTRIP-12VDC	10W	500lm	60 + 30	1000mm

LED STRIP CONNECTION SYSTEM

	LED Strip	Right Bend	Left Bend	Tee	Cross
					
Code	SL101-*-*	SL-CL11-*	SL-CL12-*	SL-CT1-*	SL-CC1-*
	SL102-*-RGB	SL-CL21-RGB	SL-CL22-RGB	SL-CT2-RGB	SL-CC2-RGB
No. of LEDs	9/18	2	2	3	3
Power	1.4W/2.8W	0.5W	0.5W	0.5W	0.5W
Size (mm)	250/500 x 9.8	45 x 21	45 x 21	56 x 45	56 x 56

* Add size to code: **250**mm or **500**mm. *Add colour to code: ● **R** *(Red)*, ● **Y** *(Yellow)*, ● **GN** *(Green)*, ● **BL** *(Blue)*, ○ **PW** *(Pure White)*

Application

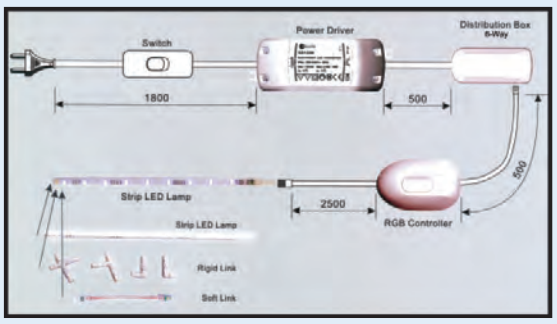

Code	Description
ED1230	Power driver 12V 25W max
SL-C10	RGB controller (10 functions)
SL-DB6-C	6-Way distribution box for use with single colour LED strips
SL-DB6-RGB	6-Way distribution box for use with RGB LED strips
SL-DB12	12-Way distribution box for use with LED spot lights
SL-SC	Soft link for connecting LED strips to each other (80mm long)
SL-IC	Initial connector for connecting LED strips to power driver (2500mm long)


ED1230


SL-C10


SL-DB6


SL-DB12


SL-SC

SL-IC

©ACDC Dynamics

2-year warranty on all LED products & 1-year warranty on battery-operated products, unless specified.
LED warranty void without surge protection. Refer to page 24.135

NEW

FLEXIBLE SILICONE PROFILE



SIL-10X10-FLEX-1M

Top Side Emitting



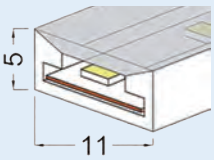

Top Side Emitting



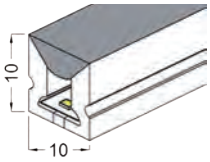

Emitting



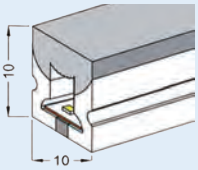

Code	SIL-5X11-FRONT/*	SIL-10X10-FRONT/*	SIL-10X10-3SIDES/*
*Add Length to Code	**3m / 5m**	**3m / 5m**	**3m / 5m**
LED Strip Dimensions	8mm	5mm	5mm
Power Sleeve	**SL-0511-SPS**	**SL-1010A-SPS**	**SL-1010B-SPS**
End Cap	**SIL-5X11-CLIP/10**	**SL-1010A-EC**	**SIL-10X10-CAP**
Mounting Clips	**SIL-5X11-CAP/5**	**-**	**SIL-10X10-CLIP**
30mm Alu. Profile	-	**SL-1010A-AP**	**SIL-10X10-FLEX-1M**

LED PROFILES

Aluminium "U" profile and accessories
Does not c/w LED Strip
LED Strip to be Ordered Separately









Code	UPRO-3.1M	UPRO-CWC	UPRO-CWF	UPRO-CFC	UPRO-CFF	UPRO-EC
Description	"U" profile	Cover with wings - clear	Cover with wings - frosted	Flush cover - clear	Flush cover - frosted	Endcap for Profile with strain relief
Supplied as	3.1m Length	3.1m Length	3.1m Length	3.1m Length	2.5m Length	-
Material	Aluminium	PMMA	PMMA	PMMA	PMMA	-

Profile and covers to be ordered separately.

Monza and Nizza Profiles below and also **MZA** profiles above can be mounted using the "U" Profile

Does not c/w LED Strip
LED Strip to be Ordered Separately









Code	MZAPRO-2M	NIZPRO-3.1M	LINEPRO-2M	MONPRO-3.1M	CANPRO-2M
Description	Monza Profile - For 8mm strips	Nizza Profile - For 8mm strips	Half Round Profile - For 8mm strips	Monaco Profile - For 4mm strips	Cannes Profile - For 8mm strips
Size H x W x L (mm)	14 x 11 x 2000	12 x 11 x 3100	20 x 12 x 2000	5 x 7 x 3100	10 x 10 x 2500
Mounting Clips	**MZAPRO-CL**	**NIZPRO-CL**	**-**	**MONPRO-CL**	**CANPRO-CL**
End Caps	**MZAPRO-EC**	**NIZPRO-EC**	**-**	**MONPRO-EC**	**CANPRO-EC**
Material	PMMA	PMMA	PMMA	PMMA	PMMA

2-year warranty on all LED products & 1-year warranty on battery-operated products, unless specified.
LED warranty void without surge protection. Refer to page 24.135.

©ACDC Dynamics

LED PROFILES

LED Recessed Aluminium Profile

Supplied without LED Strip - to be Ordered Separately

End Caps and Mounting clips to be ordered separately



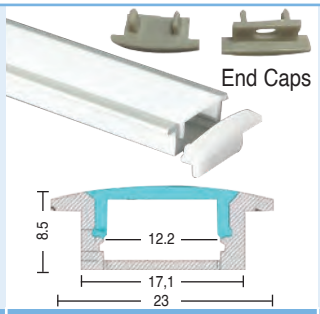

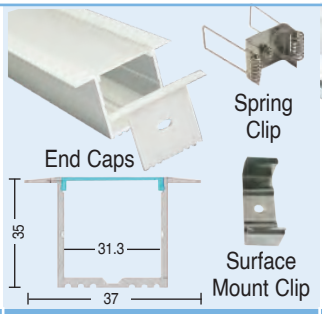



Code	PFFLL01	PFRLS05	HL-BAPL017	HL-BAPL023
Length	2m	2.5m	2m	2m
Mounting Clips	-	-	HL-BAPL017-CL	-
Spring Clips	-	-	HL-BAPL017-SC	-
End Caps	PFFLL01-EC	PFRLS05-EC	HL-BAPL017-EC	HL-BAPL023-EC

LED Surface Aluminium Profile

Supplied without LED Strip - to be Ordered Separately

End Caps and Mounting clips to be ordered separately







LED Stairs Aluminium Profile





Size: 80 x 42mm l c/w Treads



Code	PFRLS06	HL-BAPL030	LUXX-3R	HL-BAPL022	HL-BAPL047	PFSTR01
Length	2.5m	2m	2m	2.5m	2.5m	2m
Mounting Clips	PFRLS06-CL	HL-BAPL030-CL	LUXX-3R-CL	-	-	PFSTR01-CL
End Caps	PFRLS06-EC	HL-BAPL030-EC	LUXX-3R-EC	HL-BAPL022-EC	HL-BAPL047-EC	PFSTR01-EC

LED 90° Aluminium Profile

Supplied without LED Strip - to be Ordered Separately

End Caps and Mounting clips to be ordered separately









Code	HL-BAPL015	PFSCT01	HL-BAPL016	PFSCT02
Length	2.5m	2m	2.5m	2.5m
Mounting Clips	HL-BAPL015/6-CL	PFSCT01-CL	HL-BAPL015/6-CL	PFSCT02-CL
End Caps	HL-BAPL015-EC	PFSCT01-EC	HL-BAPL016-EC	PFSCT02-EC

LED Glass Aluminium Profile

Supplied without LED Strip - to be Ordered Separately

End Caps and Mounting clips to be ordered separately



Wardrobe Aluminium Profile



Code	HL-BAPL044C	HS-LEDAP37
Length	2m	3m
Mounting Clips	-	HS-LEDAP37-MC01 / HS-LEDAP37-MC02
End Caps	HL-BAPL044C-EC	HS-LEDAP37-EC

©ACDC Dynamics

2-year warranty on all LED products & 1-year warranty on battery-operated products, unless specified.
LED warranty void without surge protection. Refer to page 24.135

PROFILES

Plaster Construction Aluminium Profile





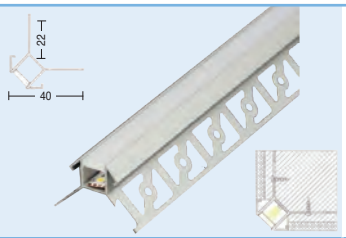

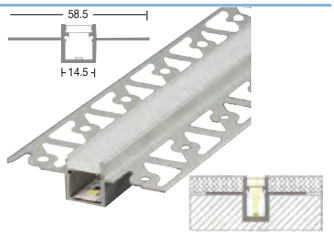

Code	HS-LEDAP3303	HS-LEDAP3302	HS-LEDAP3301
Length	3m	3m	3m
End Caps	HS-LEDAP3303-EC	HS-LEDAP3302-EC	HS-LEDAP3301-EC



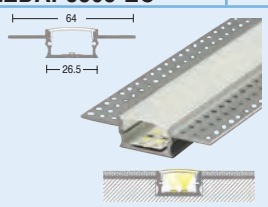

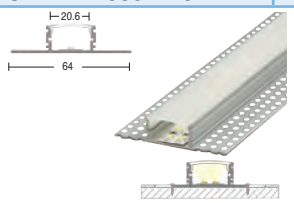



Code	HS-LEDAP3304	HS-LEDAP1201	HS-LEDAP1202	HS-LEDAP3305
Length	3m	3m	3m	3m
End Caps	HS-LEDAP3304-EC	HS-LEDAP1201-EC	HS-LEDAP1202-EC	HS-LEDAP1202-EC

Supplied without LED Strip - to be Ordered Separately | End Caps to be Ordered Separately

LED PROFILES C/W LEDS

Single Colour or Colour Changing

Supply voltage: 12VDC
Supplied c/w required mounting accessories
Maximum length connected in series: 2000mmØ







Code	VIS5-*-A-*	MZA-*-A-*	IMO2-*-A-*
Size H x W (mm)	15 x 18	14 x 11	20 x 12
*Specify Length (mm)	**255** (2.5W)	**272** (2.5W)	**260** (2.5W)
	505 (4.5W)	**522** (4.5W)	**510** (4.5W)
	1005 (9.0W)	**1022** (9.0W)	**1010** (9.0W)
Connection	Wire	Wire	Wire
Material	Aluminium	PMMA	PMMA

Single Colour or Colour Changing

Supply voltage: 12VDC
Supplied c/w required mounting accessories
Maximum length connected in series: 2000mmØ







Code	VIS6-*-A-*	MON2-*-A-*	CAN-*-A-*
Size H x W (mm)	15 x 14	5 x 7	10 x 10
*Specify Length (mm)	**250** (2.5W)	**266** (2.5W)	**270** (2.5W)
	500 (4.5W)	**516** (4.5W)	**520** (4.5W)
	1000 (9.0W)	**1016** (9.0W)	**1020** (9.0W)
Connection	Jack	Wire	Wire
Material	Aluminium	PMMA	PMMA

*Specify Colour: ○ **CW** *(Cool White)*, ○ **WW** *(Warm White)*, ●●● **RGB** (*Colour Changing*). Power Supplies see page 24.145-146 for RGB controllers see page 24.142

LED SHELF TAG





Standard Strips - Input Voltage: 24VDC | LED Chip: 3020 | CRI > 80 |
Colour Temperature: 5500K | Beam Angle: 180° Front Side Up, 120° Back Side Down

Code	Wattage	Lumens	Size
LST-1185-PW	11W	935lm	1000 x 48.6 x 12

With Butcher Strip - Input Voltage: 24VDC | LED Chip: 3020 | CRI > 80 |
Colour Temperature: 5500K | Beam Angle: 180° Front Side Up, 120° Back Side Down

Code	Wattage	Lumens	Size
LST-1185-PW-BL	11W	935lm	1000 x 48.6 x 12

2-year warranty on all LED products & 1-year warranty on battery-operated products, unless specified.
LED warranty void without surge protection. Refer to page 24.135.
©ACDC Dynamics

SIDE VIEW LED STRIP LIGHTS IP20

SMD Side View Non-Weatherproof - 12VDC

- LED Type SMD335
- With self-adhesive backing
- Cutting length every 3rd LED
- Max pcs connected on same supply 2 x 5m



Code	No. of LEDs/m	Max Power	Lumen/m	LED Spacing	Length
SV60W-R335-*	60/m	4.8W/m	R:70 Y:80 G:120 B:60 CW:180 WW:180	16.7mm	5m
SV120W-R335-*	120/m	9.6W/m	R:140 Y:160 G:240 B:120 CW:360 WW:360	8.3mm	5m

*Add colour to code: ●**R** *(Red)*, ●**GN** *(Green)*, ●**Y** *(Yellow)*, ●**BL** *(Blue)*, ○ **CW** *(4000k)*, ○**WW** *(3200k)*

SIDE VIEW LED STRIP LIGHTS IP54

SMD Side View Weatherproof - 12VDC

- LED Type SMD335
- With self-adhesive backing
- Cutting length every 3rd LED
- Max pcs connected on same supply 2 x 5m



Code	No. of LEDs/m	Max Power	Lumen/m	LED Spacing	Length	PCB colour
SV60W-W335-*	60/m	4.8W/m	R:70 Y:80 G:120 B:60 CW:180 WW:180	16.7mm	5m	White
SV120W-W335-*	120/m	9.6W/m	R:140 Y:160 G:240 B:120 CW:360 WW:360	8.3mm	5m	White

*Add colour to code: ●**R** *(Red)*, ●**GN** *(Green)*, ●**Y** *(Yellow)*, ●**BL** *(Blue)*, ○ **CW** *(4000k)*, ○**WW** *(3200k)*

ZIG-ZAG LED FLEXIBLE STRIP 12VDC IP20

Foldable & bendable shaping I LED type SMD 2835 I With self-adhesive tape I
Cutting lenth every 3rd LED



Code	Max Power	Lumens	No. of LEDs	Length
ZZ60W-R2835-*	6.0W/m	480-660lm	60/m	5m
ZZ48W-R5050-RGBW ●●●○	15.38W/m	-	48/m	5m

*Add colour to code: ○ **WW** *(Warm White - 3000K)*, ○ **DL** *(Daylight - 5000K)*, ● **R** *(Red)*, ● **G** *(Green)*, ● **B** *(Blue)*

STRIP LIGHT CONNECTORS

Accessories for Non-Weatherproof SMD Strips

Code	Description	Pack Size
IMG-LJQ/10	2-Wire double sided connector for **IMG-R30** strips	10
IMG-JXQ/10	2-Wire single-sided connector for **IMG-R30** strips	10
IMG-ACC2-2/10	2-Wire white connector	10
SP2104	12V Male plug	1
SP2105	12V Female plug	1
IMG-ACC4-1	4-Wire connector for RGB strips	1
SL-CON16	DC female connector with 2 male connectors	1


IMG-LJQ IMG-JXQ


SP2104 SP2105


IMG-ACC2-2


IMG-ACC4-1


SL-CON16

Accessories for Weatherproof SMD Strips

Code	Description	Pack Size
SP104F	4 Wire 12V Male Plug	1
SP105F	4 Wire 12V Female Plug	1
IMG-ACC2-1F/5	Mini waterproof 2-wire connector **IP65**	5
IMG-ACEP2-F/10	Weatherproof end cap	10
IMG-ACHH-1/10	Flat transparent Mounting Clip for weatherproof LED strips	10
SL-CON11	2-Wire waterproof connector	1


SP104F SP105F


IMG-ACHH-1/10
IMG-ACC2-1F


IMG-ACEP2-F


SL-CON11

Wiring Diagram for use of RGB Amplifier

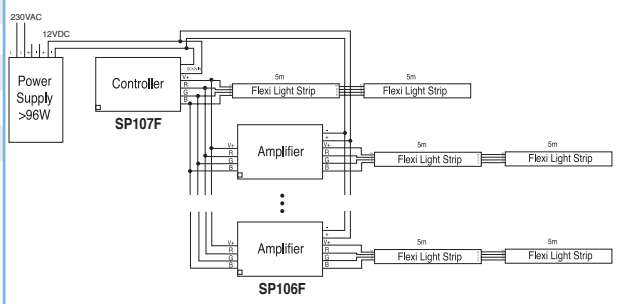

©ACDC Dynamics

2-year warranty on all LED products & 1-year warranty on battery-operated products, unless specified.
LED warranty void without surge protection. Refer to page 24.135

LED SIGNAGE BACK LIGHTING

5 Year Warranty



ST2 Premium Range - IP65 Supply Voltage 12VDC I Epistar SMD 2835 I Over Moulded I 160° View Angle

Code	Power/PC	Lumen/PC	Max Qty/Series	Dimensions (mm)	Spacing between modules	Length for 10 modules
BV-ST2-2-**	0.72W	44lm	30 Pcs	52 x 14 x 5.5	100mm	± 1620mm
BV-ST2-3-*-*	0.72W	66lm	30 Pcs	75.4 x 14 x 5.5	120mm	± 2074mm

*Add Colour to code: ○**DL** *(Daylight 6500K)*, ●**Y** *(Yellow)*, ●**R** *(Red)*, ●**G** *(Green)*, ●**BL** *(Blue)*

*Add Number of Modules to code: **/10** (10 Pcs), **/30** (30 Pcs)

4 Year Warranty



ST6 Premium Range - IP65 Supply Voltage 12VDC I Epistar SMD 5730 High Lumen Performance I over moulded I 160° View Angle

Code	Power/PC	Lumen/PC	Max Qty/Series	Dimensions (mm)	Spacing between modules	Length for 10 modules
BV-ST6-2-**	1.44W	80-90lm	30 Pcs	57.4 x 16.3 x 6.2	100mm	± 1674mm
BV-ST6-3-**	1.44W	120-135lm	30 Pcs	83 x 16.3 x 6.2	120mm	± 2150mm

*Add Colour to code: ○**DL** *(Daylight 6500K)*, ●**R** *(Red)*, ●**G** *(Green)*, ●**BL** *(Blue)*

*Add Number of Modules to code: **/10** (10 Pcs), **/30** (30 Pcs)

5 Year Warranty NEW



M6 Range - IP65 Supply Voltage 12VDC I High quality 2835 chipset I High lumen efficacy 100lm/W I Contant current design to provide uniform lighting throughout I Single module cuttable I 175° Beam Angle

Code	Power/PC	Lumen/PC	Max Qty/Series	Dimensions (mm)	Spacing between modules	Length for 10 modules
BV-M6-2-*-*	0.72W	72lm	50 Pcs	49 x 15 x 7.7	101.5mm	± 1505mm
BV-M6-3-*-*	1.1W	110lm	40 Pcs	70 x 15 x 7.7	115mm	± 1850mm

*Add Colour to code: ○**DL** *(Daylight 6500K)*, ○**SW** *(Sky White 10000K)*, ●**R** *(Red)*, ●**G** *(Green)*, ●**BL** *(Blue)*

*Add Number of Modules to code: **10** (10 Pcs), **30** (30 Pcs)

2 Year Warranty



PJ2 Economy Range - IP67 Constant Voltage 12VDC I SMD 2835 I Colour Temp: 6500K I 120° View Angle

Code	Power/PC	Lumen/PC	Max Qty/Series	Dimensions (mm)	Spacing between modules	Length for 10 modules
BV-PJ2-1*	0.096W	10lm	20 Pcs	14.2 x 8.4 x 5.3	40mm	± 582mm
BV-PJ2-2*	0.192W	20lm	20 Pcs	24.2 x 8.4 x 5.3	40mm	± 692mm
BV-PJ2-3*	0.288W	30lm	20 Pcs	54.2 x 8.4 x 5.3	60mm	± 1202mm

*Add Number of Modules to code: **/10** (10 Pcs), **/30** (30 Pcs)

2-year warranty on all LED products & 1-year warranty on battery-operated products, unless specified.
LED warranty void without surge protection. Refer to page 24.135.

©ACDC Dynamics

LED SIGNAGE BACK LIGHTING

3 Year Warranty



High Light Efficiency 3-in-1 RGB - IP67 Constant Voltage 12VDC I Epistar 3 in 1 SMD 5050 I Synchronized colour changing driven by LED Controller I 120° View Angle

Code	Power/PC	Lumen/PC	Max Qty/Series	Dimensions (mm)	Spacing between modules	Length for 10 modules
BV-SMD-RGB*	0.72W	-	30 Pcs	70.6 x 12 x 6.8	82mm	± 1608mm

*Add Number of Modules to code: **/10** (10 Pcs), **/30** (30 Pcs)

5 Year Warranty



SG2 High Output Premium Range - IP65 Constant Voltage 12VDC I SMD 2835 I Over Moulded I Colour Temp: 6500K I 160° View Angle

Code	Power/PC	Lumen/PC	Max Qty/Series	Dimensions (mm)	Spacing between modules	Length for 10 modules
BV-SG2-144*	1.44W	230lm	20 Pcs	48 x 44.3 x 4	120mm	± 1800mm

*Add Number of Modules to code: **/10** (10 Pcs), **/30** (30 Pcs)

EDGE LIT LIGHT BOX HIGH POWER LED'S

Designed for use in double sided light box 160-400mm deep Colour Temp: 6000K

Non-Weather Proof - 24VDC



Weather Proof IP65 - 24VDC



IP65 - 12VDC



Max 15 Modules in Series

Code	Z6003XBD-DL	Z6005XBD-DL	Z7003XBD-DL	Z7005XBD-DL	Z19-12-1
Power	6.8W	11W	6.8W	11W	3W
Lumen	660lm	1100lm	660lm	1100lm	280lm
No. of LED's	3	5	3	5	1
Size	298 x 28 x 16mm	518 x 28 x 16mm	323 x 30 x 22mm	543 x 30 x 22mm	66 x 42 x 14mm

BACK LIT LIGHT BOX HIGH POWER LED'S

- Back Lighting
- Applied to 5-10cm deep lighting box
- 175° View angle
- Samsung LED equipped
- Constant current, Aluminium PCB

Back Lit - 24VDC

6500K



- 160° View angle
- Samsung LED equipped
- Constant current
- Min cutting length every 3 modules

Back Lit - 24VDC

6500K



Code	YD7-3.0-2403	YD7-3.0-4806	YD7-3.0-9612
Power	3.6W	7.2W	14.4W
Lumen	357lm	708lm	1375lm
No. of LED's	3	6	12
Size	240 x 20mm	480 x 20mm	960 x 20mm

Code	AL-3300-24-3
Power	4.8W/ 3 LED's
Lumen	390lm
No. of LED's	30
Length	5.250 meters

©ACDC Dynamics

2-year warranty on all LED products & 1-year warranty on battery-operated products, unless specified.
LED warranty void without surge protection. Refer to page 24.135

LED FLOOR & WALL LIGHTS

Supply Voltage: 230VAC

Kits c/w 230VAC Transformer and 3-in-1 connector

	3 light kit	3 light kit	3 light kit
			
Code	**CIE-L001-***	**CIE-L002-***	**LED-HH03/3-***
Size (mm)	95 x 95 x 125	Ø95 x 125	Ø59 x 50
LED's/Light	4 x 0.15W (0.6W)	6 x 0.1W (0.6W)	5 x 0.1W (0.5W)
IP Rating	**IP44**	**IP44**	**IP65**
Lumen/Lamp	13	13	9
Material	Stainless Steel	Stainless Steel	Aluminium

*Add colour to code: ○ **CW** *(Cool White)*, ○ **WW** *(Warm White)*, ● **BL** *(Blue)*, ● **Y** *(Yellow)*, ● **GN** *(Green)*, ● **R** *(Red)*

Supply Voltage: 230VAC

Kits c/w 230VAC Transformer and 3-in-1 connector

	3 light kit	5 light kit (35mm Ø cutout) For 5 light kit 10VA Transformer		3 light kit
				
Code	**HLF01702-***	**LED-P03C/5-*** Kit	**HLG01201-*** Single light	**HLG01902-***
Size (mm)	Ø30 x 15	Ø40 x 57		73 x 73 x 18
LED's/Light	1W	6 x 0.08W (0.5W)		12 x 0.04W (0.5W)
IP Rating	**IP20**	**IP65**		**IP20**
Lumen/Lamp	138	15		38
Material	Plastic / Clear PC	Aluminium / Clear Glass		Nickel / Matt Glass
	*Add colour to code: ○ **CW** *(Cool White)*, ● **BL** *(Blue)*	*Add colour to code: ○ **CW** *(Cool White)*, ○ **WW** *(Warm White)*, ● **BL** *(Blue)*, ● **Y** *(Yellow)*, ● **GN** *(Green)*, ● **R** *(Red)*		***CW**, **WW** & **BL** available

Outdoor

Supply Voltage: 230VAC

Kits c/w 230VAC Transformer and 3-in-1 connector

	5 light kit	3 light kit	3 light kit
	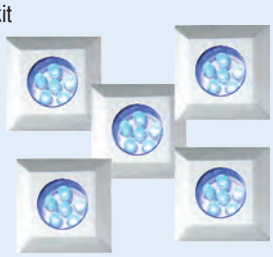		
Code	**HLG01402-***	**HLG01604-***	**HLG02102-***
Size (mm)	40 x 40 x 44	59 x 59 x 50	Ø55 x 8
LED's/Light	6 x 0.08W (0.5W)	5 x 0.1W (0.5W)	3 x 0.5W (1.5W)
IP Rating	**IP65**	**IP65**	**IP65**
Lumen/Lamp	15	9	46
Material	Aluminium	Aluminium	Aluminium

*Add colour to code: ○ **CW** *(Cool White)*, ○ **WW** *(Warm White)*, ● **BL** *(Blue)*, ● **Y** *(Yellow)*, ● **GN** *(Green)*, ● **R** *(Red)*

LIGHTING

Accessories



Outdoor Transformers IP68



Code	**3-IN-1**	**6-IN-1**	**TRF24/6**	**TRF24/20**	**TRF24/30**
Description	Spare 3 in 1 connector for kits	Spare 6 in 1 connector for kits	230V/24VAC 6VA	230V/24VAC 20VA	230V/24VAC 30VA

2-year warranty on all LED products & 1-year warranty on battery-operated products, unless specified.
LED warranty void without surge protection. Refer to page 24.135.

©ACDC Dynamics

LED DECK LIGHTS

Supply Volts: 12VDC
Low Profile: 9mm

IP67 Single Light



IP67



6 Pcs Kit comes with T-Cable, Power Supply, Controller (RGB)



Code	SC-B101B-*	SC-B101C	SC-B102B-*	SC-B102C	SC-6B101B-CW	SC-6B101C-RGB	SC-6B102B-CW	SC-6B102C-RGB
Power	0.5W	0.7W	0.6W	0.9W	0.5W	0.7W	0.6W	0.9W
No. of LEDs	1pc				6pcs Kit			
LED Colour	Single	RGB	Single	RGB	Cool White	RGB	Cool White	RGB
Cut-Out (mm)	Ø51mm		51 x 51mm		Ø51mm		51 X 51mm	
Size (mm)	Ø58 x 9		58 x 58 x 9		Ø58 x 9		58 X 58 X 9	
Material	304 Stainless Steel				304 Stainless Steel			
Connection	1m Cable with male plug				1m Cable with male plug			

*Add colour to code: ● **R** *(Red)*, ● **B** *(Blue)*, ● **Y** *(Yellow)*, ● **G** *(Green)*, ○ **CW** *(Cool White)*, ○ **WW** *(Warm White)*

IP67



IP67



IP67



IP65



Code	SC-B103B-*	SC-B104B-*	SC-B104C	SC-B105B-*	SC-B106B-*
Power	0.4W	0.4W		0.3W	0.23W
No. of LEDs	1pcs	1pcs		1pcs	1pcs
LED Colour	Single	Single	RGB	Single	Single
Cut-Out (mm)	Ø51mm	Ø33mm		Ø24mm	Ø24mm
Size (mm)	Ø58 x 9	Ø40 x 19		Ø30 x 19	Ø35 x 31
Material	304 Stainless steel	304 Stainless steel		304 Stainless steel	Die Cast Aluminium
Connection	1m cable with Male plug	2 x 1m cable with Male plug & Female plug		2 x 1m cable with Male plug & Female plug	1m cable with Female plug

*Add colour to code: ● **R** *(Red)*, ● **B** *(Blue)*, ● **Y** *(Yellow)*, ● **G** *(Green)*, ○ **CW** *(Cool White 6500K)*, ○ **WW** *(Warm White)*



SC-Y1230



SC-Z103A/B

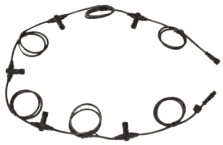

SC-Z102
SC-Z103

Connectors & Accessories

Code 2 Wire (Single Colour)	Code 4 Wire (Colour Changing)	Description
SC-Z103A-3M	SC-Z103B-3M	3m Cable with male & female Connectors
SC-Z102	SC-Z103	5pcs "T" Connection Cable - 0.5m between pieces
SC-Z105A	SC-Z105B	Waterproof "T" Connector
SC-Z106A	SC-Z106B	Waterproof Connection Box
SC-Y1230		12VDC power supply for use with Deck lights 0.3m cable with female plug. Supply voltage: 90-264VAC Max loading: 30W (2.5A) 12VDC
–	SC-Z101	RGB controller for use with deck lights with 0.5m input and output cables IP67



SC-Z105A/B



SC-Z106A/B



SC-Z101

SOLAR IN-GROUND LIGHTS

SOLAR

Batteries Included

SOL2

	Stainless Steel In-ground Series IP44				In-ground IP68	Paving Lamp IP44
						Aluminium 
Code	RW2LED-120	RW3LED-120	SDDM002	SDDM002-2	ZH-03-W	RW-SLR001
Size (mm)	Ø120 x 35D	Ø120 x 35D	125 x 125	125 x 125	Ø50 x 35	Ø120 x 35D
Type	2 x White LED	3 x White LED	4 x White LED	RGB colour changing	1 x White LED	1 x LED
Batteries	1 x NiMh 600mA	2 x NiMh 600mA	1 x NiMh 600mAh	1 x NiMh 600mAh	1 x NiMh 350mAh	1 x NiMh 600mA

©ACDC Dynamics

2-year warranty on all LED products & 1-year warranty on battery-operated products, unless specified.
LED warranty void without surge protection. Refer to page 24.135

EMPTY INGROUND LIGHTS - IP67

Lamps excluded I Stainless Steel

				
Code	**MXD-100-1**	**MXD-100-3**	**MXD-100-6**	**MXD-120-1F**
Lamp Holder	MR16	MR16	MR16	MR16
Size	Ø100 x 120	Ø100 x 120	Ø100 x 120	Ø120 x 130
Hole Size (mm)	Ø90 x 120	Ø90 x 120	Ø90 x 120	Ø98 x 130

			
Code	**NB1033-D**	**NB1033-A**	**NB1033-C**
Lamp Holder	MR16	GU10	E27
Size	Ø100 x 156	98 x 98 x 147	Ø154 x 255
Hole Size (mm)	Ø90 x 156	Ø88 x 147	Ø144 x 255

LED INGROUND LIGHTS IP66

Supply Voltage: 230VAC I Material: Stainless Steel

	Fixed	Fixed	Angle: 30° (Fixed)
			
Code	**NCC-180C-***	**NCC-260C-***	**NCC-250-3-***
LED	10W	30W	9W
Lumens	1000lm	3000lm	900lm
Size (mm)	Ø180 x 115	Ø260 x 120	Ø250 x 210
Hole Size (mm)	Ø170 x 120	Ø240 x 120	Ø240 x 150

	Tiltable	Fixed	Fixed
			
Code	**XGN-T260-***	**MXD-100-7-***	**MXD-100-8-***
LED	18W	3W	3W
Lumens	1800lm	300lm	300lm
Size (mm)	Ø260 x 325	Ø100 x 75	Ø100 x 75
Hole Size (mm)	Ø248 x 335	Ø90 x 75	Ø90 x 75

	Tiltable		
			
Code	**XGN-C210-***	**LED-3739/4-***	**WL11009A-***
LED	7W	28 X 0.1W (2.3W)	12 x 0.08W (1W)
Lumens	700lm	84lm	10lm
Size (mm)	Ø210 x 270	Ø145 x 130	100Ø x 80D
Hole Size (mm)	Ø195 x 280	Ø135 x 130	Ø90 x 80

Add colour to code: *○ **CW** *(Cool White)*, ○ **WW** *(Warm White)*
*○ **WH** *(White)*, ●**BL** *(Blue)*, ●**Y** *(Yellow)*, ●**GN** *(Green)*, ●**R** *(Red)*
*○ **CW** *(Cool White)*, ○ **WW** *(Warm White)*, ● **R** *(Red)*, ● **GN** *(Green)*, ● **BL** *(Blue)*, ● **Y** *(Yellow)*
*○ **CW** *(Cool White)*, ● **BL** *(Blue)*

2-year warranty on all LED products & 1-year warranty on battery-operated products, unless specified.
LED warranty void without surge protection. Refer to page 24.135.

©ACDC Dynamics

GARDEN SPOT LIGHTS

Spot Lights
Lamps excluded



Ø97 x H155mm





Ø63 x H157 x D77mm

Code	NB1036	NB1057-D	C7033-ST
Lamp	Max. 50W 12V MR16	Max. 75W PAR38 (**ACL91**)	MR16 35W 12V
Lamp Holder	MR16	E27	GU 5.3
IP Rating	**IP65**	**IP65**	**IP54**
Material	Die Cast Aluminium body	Stainless Steel	Stainless Steel

EMPTY GARDEN SPIKE LIGHTS

Lamps excluded



IP65



IP65



IP65



IP65



IP65

Code	NB1038	NB1036-B	NB1037	NB1051	NB1052
Lamp	Max. 50W 12V MR16	Max. 50W 12V MR16	Max. 50W 12V MR16	Max. 50W 12V MR16	Max. 50W 12V MR16
Lamp Holder	MR16	MR16	MR16	MR16	MR16
Material	Die Cast Aluminium body	Die Cast Aluminium body	Die Cast Aluminium body	Die Cast Aluminium body	Die Cast Aluminium body



PAR38
IP44



IP44



IP44



IP65

Code	NB1070	NB1074	EL200660	C800-504
Lamp	Max. 80W	**PL-13-CW**	Max. 120W	3 x MR16 20W
Lamp Holder	E27	G23	2 x E27	GU4/GZ4
Material	ABS Plastic	ABS Plastic	Thermo Plastic	Die-cast Aluminium

©ACDC Dynamics

2-year warranty on all LED products & 1-year warranty on battery-operated products, unless specified.
LED warranty void without surge protection. Refer to page 24.135

GARDEN SPIKE LIGHTS

Supply Voltage: 230VAC

IP65 LED



Optional lenses:
- RW-LED-4-LENS-BL
- RW-LED-4-LENS-R
- RW-LED-4-LENS-G

IP65 c/w 12V transformer LED



IP68 LED



IP20 LED
S.Steel + Glass Trim



Plastic Spot SOLAR **Lamp**
IP67
Battery: 1 x NiMh 600mA



SOL2

Code	RW-LED-4-CW	RW-LED-18-*	LED-9030-*	LED-3031AS-*	RW-SLP006
LED's	4W	3 x 6W	3 x 1 (3W)	3 x 1W (3W)	1 x LED
Lumen	220lm	280lm x 3	270lm	90lm	150lm
Size (mm)	Ø72 x 257	Ø72 x 257	Ø98 x 320	Ø65 x 350	160 x 85 x 330

*Add colour to code: ❍ **CW** *(Cool White)*, ● **BL** *(Blue)*, ● **R** *(Red)*, ● **G** *(Green)*, ● **Y** *(Yellow)*

SOLAR GARDEN LIGHTS IP44

SOLAR
- Batteries Included
- Height does not include spike

SOL2













Code	RW-SF-03-2	RW-SF-02-1	RW-SF-03-4	RW-SLS004	E2009	CON-SOLAR
Size (mm)	455H x 120Ø	605H x 138Ø	325H x 125Ø	360 x 115Ø	390H x 130Ø	1 Litre Consol Jar
Type	1 x LED	1 x LED	1 x LED	1 x LED	1 x LED	4 x LED
Batteries	1 x NiMh 600mAh	1 x NiMh 600mAh	1 x NiMh 600mAh	1 x NiMh 600mAh	1 x NiMh 600mAh	2x1.2V 600mAh AAA
Material	Plastic	Plastic	Plastic	Stainless Steel	Stainless Steel	Glass

SOLAR
- Batteries Included
- Height does not include spike

SOL2









Motion Sensor 110° Max. 5m. Light Time 38s/350 Times. 6500K





Rechargable

3in1



With Mosquito Repeller Lawn & Table Light

Code	RW-SLS001	RW-SLS002	RW-SLS003	SDBX115	S-1718	ESL-10	SL-04M
Size (mm)	307.5H x 150Ø	480H x 170Ø	365H x 125Ø	420H x 170Ø	570 x 115 x 90	800mm (H)	510(H) x 110Ø
Type	1 x LED	1 x LED	1 x LED	1 x LED	15 LEDs (200lm)	1 x LED	1 x LED
Batteries:	1 x NiMh 600mAh	1 x NiMh 600mAh	1 x NiMh 600mAh	1 x NiMh 600mAh	1x3.7V 1800mAh 18650	Li-ion Battery	Li-ion Battery 450mAh
Material	Stainless Steel	Stainless Steel	Stainless Steel	Stainless Steel	PC + ABS	PC & Aluminium	Stainless Steel

2-year warranty on all LED products & 1-year warranty on battery-operated products, unless specified.
LED warranty void without surge protection. Refer to page 24.135.

©ACDC Dynamics

STAINLESS STEEL BOLLARDS

Supply Voltage: 230VAC

* Add Colour to code

Code	TL-ST-06E	TL-ST-06D	TL-ST-06C	KH836-SS	KH834-PSH	CIE-L006-300-*
LEDs	2 x 6W	2 x 6W	2 x 6W	24 x 0.12W (2.88W)	16 x 0.12W (1.92W)	16 x 0.12W (1.92W)
Lumen	550lm	550lm	550lm	66lm	48lm	550lm
IP Rating	IP44	IP44	IP44	IP44	IP44	IP44
Size (mm)	Ø76 x 870	Ø76 x 675	Ø76 x 520	Ø76 x 300	Ø80 x 400	Ø76 x 520
Colour Temp	4200K	4200K	4200K	4200K	4200K	*CW / R / GN / BL / Y

Supply Voltage: 230VAC
Order Lamps separately

Code	C300-224-650	C300-224	YF-B5207	CIE007-1-1050	CIE007-2H	C300-216
Lamp	60W Max	60W Max	60W Max	60W Max	2x60W Max	40W Max
Lamp Holder	E27	E27	E27	E27	E27	E27
IP Rating	IP44	IP44	IP44	IP44	IP44	IP44
Size (mm)	Ø200 x 650	Ø250 x 1175	Ø250 x 800	Ø200 x 1050	Ø200 x 1180	Ø120 x 800

Supply Voltage: 230VAC
Material: PP Plastic & Stainless Steel
Order Lamps separately

Opal PMMA Plastic & S/Steel

Clear Glass & Stainless Steel

c/w day/night sensor

Code	CIE007-500	CIE007-1-500	CIE016-600	CIE014S-450	CIE014-450
Lamp	100W Max	100W Max	60W Max	60W Max	60W Max
Lamp Holder	E27	E27	E27	E27	E27
IP Rating	IP44	IP44	IP44	IP44	IP44
Size (mm)	Ø200 x 380	Ø200 x 380	Ø76 x 600	Ø76 x 450	Ø75 x 450

©ACDC Dynamics

2-year warranty on all LED products & 1-year warranty on battery-operated products, unless specified.
LED warranty void without surge protection. Refer to page 24.135

EMPTY BOLLARDS

Supply Voltage: 230VAC
Die-cast Aluminium Bodies
Lamps excluded
IP44







Code	YSC-3011	YSC-3030	YSC-3039	YSC-3048	YSC-3024
Lamp Base	E27 (18W Max.)	E27 (18W Max.)	E27 (18W Max.)	E27 (18W Max.)	E27 (18W Max.)
IP Rating	**IP44**	**IP44**	**IP44**	**IP44**	**IP44**
Size (mm)	158 x 800	200 x 100 x 700	Ø160 x 800	Ø160 x 740	160 x 700

Supply Voltage: 230VAC
Die-cast Aluminium Bodies
Lamps excluded






Code	YSC-3028	YSC-3078	YSC-3085	NB3077
Lamp Base	E27 (18W Max.)	E27 (18W Max.)	E27 (18W Max.)	E27 (100W Max.)
IP Rating	**IP44**	**IP44**	**IP44**	**IP44**
Size (mm)	160 x 750	Ø280 x 600	Ø220 x 600	Ø205 x 650

Supply Voltage: 230VAC
Die-cast Aluminium Bodies
Lamps excluded





Code	NB3078	NY21836R	NY11836R-*
Lamp Base	E27	2 x E27/75W	E27/75W
IP Rating	**IP44**	**IP54**	**IP54**
Size (mm)	Ø170 x 650	260 x 990	124 x 990
			Add **SC** to code for smokey clear lense

DIE-CAST ALUMINIUM BOLLARDS

Supply Voltage: 230VAC
Die Cast Aluminium
Colour Temp.: 4000K
Dark Grey






Code	YSC-1007	YSC-1004	YSC-1000	YSC-1002
Wattage	5W	5W	5W	5W
Lumens	500lm	500lm	500lm	500lm
IP Rating	**IP54**	**IP54**	**IP54**	**IP54**
Size (mm)	76 x 76 x 800	50 x 120 x 800	60 x 102 x 800	100 x 160 x 850

Outdoor

LIGHTING

2-year warranty on all LED products & 1-year warranty on battery-operated products, unless specified.
LED warranty void without surge protection. Refer to page 24.135.

©ACDC Dynamics

POST TOPS

Supply Voltage: 230VAC
Lamps Excluded
Pole Included
Material: Steel








Code	LH-5004G	LH-5004G-2.4M	LH-5004-3G	LH-5029G	LH-5029-2G	LH-5029-3G
Lamp	E27/100W	E27/100W	3 x E27/100W	E27/60W	2 x E27/60W	3 x E27/60W
IP Rating	IP44	IP44	IP44	IP54	IP54	IP54
Size (mm)	1200(H)	2400(H)	2280(H)	2360(H)	2360(H)	2360(H)

POST TOP HEADS IP55

Input Voltage: 220-240VAC


Colour Temp: 6000K


Colour Temp: 6000K


NEW
Colour Temp: 6000K


Colour Temp: 4200K


NEW
Colour Temp: 4200K

Code	RW-GL-LED-30W	RW-GL-LED-50W	RW-GL-LED-100W	AG-008	CET-118C-100W-CW
Max Power	30W	50W	100W	50W	100W
Lumens	3000lm	5000lm	14000lm	5400lm	12000lm
Size (mm)	Ø160 x 600	Ø485 x 695	Ø380 x 563	Ø500 x 660	Ø423 x 520
Material	Die Cast Aluminium	Die Cast Aluminium	Die Cast Aluminium	Die Cast Aluminium	Die Cast Aluminium
Entry	Ø76	Ø76	Ø76	Ø60	Ø75

Input Voltage: 220-240VAC


Colour Temp: 6000K




Empty



Code	01-006-LED	YZTH-859-EMPTY	01-006-*	YZTH-862-*	521LED-MT
Max Power	40W	70W-150W	70W-150W	70W-150W	Max. 150W
Lamp Holder	4000lm	E27	E27	E27	E27
Size (mm)	Ø700 X 460	Ø738 x 560	Ø700 x 460	Ø380 x 333	Ø400
Material	Die Cast Aluminium	Die Cast Aluminium	Die Cast Aluminium	Die Cast Aluminium	Die Cast Aluminium
Entry	Ø76	Ø76	Ø76	Ø60	Ø76

* Add type of switch gear required: **70W** *(Metal Halide)*, **150W** *(Metal Halide)*, **EMPTY** *(No switch gear)*

POLES



Code	POLE-3.5M-76
Pole length	3500mm
Pole Top Ø	76mm
Material	Galvanised Steel

©ACDC Dynamics

2-year warranty on all LED products & 1-year warranty on battery-operated products, unless specified.
LED warranty void without surge protection. Refer to page 24.135

LED UNDERWATER LIGHTS IP68

	Supply volts: 12VDC	Supply volts: 12VDC	Supply volts: 12V	Supply volts: 12V RGB c/w remote
	NEW 	NEW 		
Code	**HLB01901-12VDC-***	**HLB01801-12VDC-***	**GLD005-***	**GLD-RGB-10W**
Power	6W	9W	4.5W	10W
Lumen	600lm	900lm	45lm	750lm
Size (mm)	Ø120 x 155	Ø180 x 145	Ø120	Ø75 x 91
Material	304 Stainless Steel	304 Stainless Steel	ABS	Aluminium
	*Add colour to code: ○ **WW** *(Warm White)*, ● **BL** *(Blue)*	*Add colour to code: ○ **WW** *(Warm White)*, ○ **CW** *(Cool White)*, ● **BL** *(Blue)*	*Add colour to code: ○ **W** *(White)*, ● **R** *(Red)*, ● **G** *Green)*, ● **BL** *(Blue)*, ●●● **M** *(RGB)*	



Input Voltage: 24VAC/DC I c/w 2 Meter cable

Code	Size (mm)	Watts	No of LEDs
UD14-M	Ø53 x 35	1.5	15
UD15-*	Ø53 x 35	1.5	15

*Add colour to code: ● **R**, ● **G**, ● **B**, ○ **W**, ● **Y**, ● **P** **-M** = Multi-colour (Full colour changing ●●●)

UNDERWATER LIGHTS IP68

Lamps & Transformers Excluded

				
Code	**C7062**	**C7052**	**C7162**	**LH5001-9A**
Lamp	MR16 35W 12V	80W 230V	MR16 35W 12V	MR16 50W 12V
Lamp Type	GU5.3	E27	GU5.3	GU5.3
Material	Stainless Steel	Stainless Steel	Stainless Steel	PBT
Size (mm)	Ø82 x 152 x 110	Ø155 x 260 x 200	Ø82 x 300 x 110	Ø85 x 110

POOL LIGHTS

Recessed Mounting

Supply Voltage: 12VAC

Surface Mount

				
Code	**PL100-10**	**PL300-10**	**PLP300-10**	**PS100-10**
Power	100W	300W	300W	100W
Lamp Type	PAR36 (incl.)	PAR56 (incl.)	PAR56 (incl.)	2 X JC (G6.35) (incl.)
Size (mm)	Ø165 x 110	Ø270 x 125	Ø270 x 125	Ø280 x 50
Spare Lamp	Lamp not replaceable	**ACL81**	**ACL81**	-

2-year warranty on all LED products & 1-year warranty on battery-operated products, unless specified.
LED warranty void without surge protection. Refer to page 24.135.

©ACDC Dynamics

POOL LIGHTS

c/w Standard 10m cable

Supply Voltage: 12VAC

LED - Surface Mounting



LED S/Steel - c/w internal controller



Plastic Floating Lamps IP67

SOL2 SOLAR



Battery: 1 x NiMh 600mA

SOLAR



Battery: 1 x NiMh 600mA

Code	PAR56-270-BL	CM-P007-M	RW-SLB003	RW-SLB002
Power	15W	12-16W	1W	1W
Lamp Type	Blue LEDs	LED (RGB)	2 x LED	2 x LED
Size (mm)	Ø290 x 60	Ø 210mm	Ø120	Ø160



LED PAR 56 & PAR46 Lamp - Supply Volts - 12VAC (Suitable for Swimming Pools)

Code	Power	Lumen (MCD)	*Add Colour to Code:
HG-PAR56-*	18W	R & Y=1500-2500, G=7000-9000 B=2000-2500, W=6000-8000 RGB=2000-3500	R / G / Y / M (RGB)
HGPAR56AUTO	18W Auto changing		Auto

Remote supplied with **M** (Multicolour) only

LED AQUA POOL LIGHTS IP68



Surface Mount

Code	Wattage	Voltage	Lumen	Beam Angle	Size (mm)
P120-*	20W (1700mA)	12-24VAC/DC	1500lm	120°	Ø250 x 50

*Add colour to code: **W** *(White)*, **B** *(Blue)*, **RGB** *(Colour Changing)*



PAR56 Retrofit Lamp

Code	Wattage	Voltage	Lumen	Beam Angle	Size (mm)
PAR120-*	20W (1700mA)	12-24VAC/DC	1500lm	120°	Ø180 x 77

*Add colour to code: **W** *(White)*, **B** *(Blue)*, **RGB** *(Colour Changing)*



Spa and Jacuzzi LED

Code	Wattage	Voltage	Lumen	Beam Angle	Size (mm)
P50SPA-B	4W	12VAC/DC	400lm	60 - 90°	Ø110 x 63

NEW



Back Front

Aim Flow Powered Pool & Spa LED - Jet Hole Mounting I No External Power Required - Self Generating

Code	Wattage	Voltage	Lumen	Beam Angle	Size (mm)
JHM-L-*	0,1W	Self Driven	10lm	60-90° (2m)	Ø45 x 40

*Add colour to code: **CW** *(Cool White)*, **BL** *(Blue)*, **GN** *(Green)*



Accessories

Code	Description
PLA05	Output 12V, 150VA, Outdoor Transformer, 1-6 pieces
PLA06	10A Underwater Connector
PLA07	PAR56 Pool Light Plastic Case Housing
PLA09	External R.F Remote System,Control device power on/off, Select programme, Synchrony programme

©ACDC Dynamics

2-year warranty on all LED products & 1-year warranty on battery-operated products, unless specified.
LED warranty void without surge protection. Refer to page 24.135

FIBRE OPTIC POOL LIGHTING

Solid Core Fibre Optic Side Light

- Economic replacement of neon lighting
- Safe – no safety shield required
- Neutral colour fibre, colour added with light engine

Minimum bend radius: 4 x core diameter
Ambient: -20 to +120°C
Loss: 6%/m





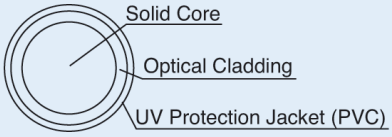

Solid Core Side Light

Code	Core Ø	Outside Ø	Length	Shielding Colour
OFS-60-30	6mm	8.8mm	30m	Clear
OFS-100-30	10mm	13.0mm	30m	Clear

Multi-String Side Light

MOFS-3-14-30	–	8.6mm	30m	Clear
MOFS-6-14-30	–	12.6mm	30m	Clear

Crystifiber Solid Core Side Light

COFS-60-30	6mm	9.4mm	30m	Clear
COFS-100-30	10mm	14.2mm	30m	Clear

Used for lighting of swimming pools, spas and building outlining



Extended Clip
NTS-



Crocodile Clip
OF-2-



Channel



Cutter

Accessories

Code	Suitable for	Size	Description
NTS-009	OFS-60/MOFS-6/COFS-60	8-9mm	Extended Clip
NTS-012	OFS-100/COFS-100	12-13mm	Extended Clip
OF-2-9	OFS-6/COFS-6	9mm	Crocodile Clip
OF-1-9	OFS-6/MOFS-6/COFS-60	9mm	Clear Channel Plastic 1.8m
OF-1-13	OFS-100/COFS-100	13mm	Clear Channel Plastic 1.8m
OF-3	OFS-60/100, COFS-60/100	–	Fibre Cutter for Solid Core
OF-4	MOFS-6	–	Fibre Cutter for Multi-string



H-50/100
- Wall Mounting
- Wired Remote



R-150
- Continuous change in colour
- Colour changed by stepping
- Fixed colour display

R-150 DMX M/S/D
- Programmable VID DMX Controller
- Sound activated
- Dimming
- Rainbow effect

Light Engines (Indoor) 230V

Code	Lamp	Motor	Lamp Life
H-50	Halogen 12V 50W	2-5rpm	4000hrs
H-100	Halogen 12V 100W	2.5rpm	4000hrs
R-150	HQI-R 150W	Stepping	6000hrs
R-150 DMX M/S/D	HQI-R 150W	Stepping	6000hrs
SRC-144	DMX Controller	–	–





R-150
Colour Wheels



DMX Controller

- 54 Channels DMX Output up to 9 projectors
- 4 Digit LED Display showing program/run speed/cross time
- 9 Programs and each program up to 50 steps
- DMX Signal: 3 pin XLR female x1
- Power input: DC 9V-12V 500mA (Adaptor is included)



FRP-001



FRP-003



FRP-002



FRP-004



FRP-005

Fibre Optic Kits

Code	Light Engine	Fibre Size	No. of Fibres	Length of Fibres	End Piece
FRP-001	LED MINI	0.75mm	155	2m	–
FRP-002	H-20	0.75mm	25 x 4	2, 3, 4, 5m	FO-033
FRP-003	H-35	1.0mm	120	2m	FO-034
FRP-004	H-50 DMX	1.0mm	32	8x0.8m, 6x1.2m, 6x1.8m, 6x2.2m, 6x2,5m	FECU-10-1.0
FRP-005	H-50T	0.75mm	MOFSSS-14 x 1	10m	–

2-year warranty on all LED products & 1-year warranty on battery-operated products, unless specified.
LED warranty void without surge protection. Refer to page 24.135.

©ACDC Dynamics

LED FOOTLIGHTS



HHB-WF-01



HHB-WF-01-S

Standard Foot Light IP65 - Input Voltage: 230VAC I Beam Angle: 90° I CRI ≥ 80 I Die Cast Aluminium & Glass I Wall Box excluded, for wall box see **BEL-B1**

Code	Wattage	Lumens	Cut Out	Size (mm)
HHB-WF-01-*-*	1.5W	45lm	86 x 86mm	95 x 95mm

Motion Sensor Foot Light IP65 - Input Voltage: 230VAC I Beam Angle: 90° I CRI ≥ 80 I Sensing Distance: 3m I Sensor Angle: 100˚ I Time Delay: 3 seconds I Die Cast Aluminium & Glass I Wall Box excluded, for wall box see **BEL-B1**

Code	Wattage	Lumens	Lumens	Size (mm)
HHB-WF-01-S-*-*	1.5W	45lm	86 x 86mm	95 x 95mm

*Add body colour to code: **WH** *(White)*, **BK** *(Black)*, **G** *(Gold)*

*Add colour to code: ○ **WW** *(Warm White - 2700K)*, ○ **CW** *(Cool White - 4000K)*



Sensor / Emergency Foot Light IP20 - Easy to Install and fits all 4 x 2 wall boxes (wall box excluded) I Dimensions: 115 x 80 x 28mm

Code	Wattage	Lumens	Battery	Backup Time	Function
EMG-FP-NMM-*	2W	160lm	1 x 0.7Ah Li-ion	3h	nm/m
EMG-FP-S-*	2W	160lm	-	-	Sensor

*Add face plate colour to code: ○ **WH** *(White)*, ● **BK** *(Black)*, ● **S** *(Silver)*



SQ06

Square LED Lights

Bezel Colour	Code	Size (mm)	Material	IP	Light Output	Power Consumption	LED
Stainless Steel	SQ06-* *	103L x 103W x 63H	Stainless Steel	IP65	20W	1.6W	30

* Add colour to code: ○ **WW** *(Warm White)*, ● **R**, ● **G**, ● **B**.

* Add voltage to code: **12V** AC/DC, **230VAC**. For 12V LED power supply see page 24.145-146



RD02



RD04



RD05/6

Round LED Lights with removable bezel *Can be used underwater

Bezel Colour	Code	Size (mm)	Material	IP	Light Output	Power Consumption	LED
WH, BK, C	RD02-* *	Ø122x53	Plastic	IP68*	20W	1.44W	30
	RD02B-*	*Bezel colour: **W** *(White)*, **G** *(Gold)*, **C** *(Chrome)*, **BK** *(Black)*, to be ordered separately					

*Add colour to code: ○ **WW** *(Warm White)*, ● **R**, ● **G**, ● **B**.

*Add voltage to code: **12V** AC/DC, **230VAC**. For 12V LED power supply, see page 24.145-146

RD02 supplied standard with white bezel. Other colour bezel to be ordered separately.

Round LED Lights

White	RD04-* *	Ø69x22.5	Aluminium	IP25	11W	0.9W	15
Chrome	RD05-* *	Ø104x21	Aluminium	IP44	30W	2.9W	48
Chrome	RD06-* *	Ø93x21	Aluminium	IP44	20W	1.44W	30

*Add colour to code: ○ **WW** *(Warm White)*, ● **R**, ● **G**, ● **B**.

*Add voltage to code: **12V** AC/DC, **230VAC**. For 12V LED power supply see page 24.145-146

LED RECESSED WALL LIGHTS

Supply Voltage: 230VAC



Aluminium



Aluminium



Aluminium



Aluminium





Code	LED-J01*	LED-J02*	LED-J04A*	LED-9009**	WL11027-**	WL11028-**
LED's	14 x 0.08W (1.2W)	14 x 0.08W (1.2W)	18 x 0.08W (1.5W)	2 x 1W	4W	4W
Lumens	32lm	32lm	36lm	90lm	120lm	120lm
IP Rating	IP54	IP54	IP54	IP54	IP44	IP44
Size (mm)	Ø126 x 65.5	65.5 x 126 x 126	138 x 140 x 94	132 x 62	165 x 125 x 105	165 x 125 x 105

*Add colour to code: ○ **CW** *(Cool White)*, ○ **WW** *(Warm White)* *Add colour to code: ○ **CW** *(Cool White)*, ● **R** *(Red)*, ● **GN** *(Green)*, ● **BL** *(Blue)*, ● **Y** *(Yellow)*

Add colour to code: ○ **CW *(Cool White)*, ○ **WW** *(Warm White)*, ● **BL** *(Blue)*, ● **R** *(Red)*

©ACDC Dynamics

2-year warranty on all LED products & 1-year warranty on battery-operated products, unless specified.
LED warranty void without surge protection. Refer to page 24.135

LED RECESSED WALL LIGHTS

Supply Voltage: 230VAC




c/w Wall Box


c/w Wall Box


c/w Wall Box


c/w Wall Box

NEW



Code	FG07401-*	FG07501-*	FG07601-*	FG07701-*	RW-OCL-02
Lamp Holder	1.5W LED	1.5W LED	3.5W LED	3.5W LED	E27 Max. 60W
Lumens	75lm	55lm	195lm	187lm	N/A
IP Rating	IP65	IP65	IP65	IP65	IP44
Size (mm)	80 x 80 x 61	123 x 53 x 61	135 x 135 x 65	205 x 95 x 65	233 x 101 x 83
Material	ST304 + & Aluminium				Die Cast Aluminium

*Add colour to code: ○ **CW** *(Cool White)*, ○ **WW** *(Warm White)*

Supply Voltage: 230VAC




c/w Wall Box


c/w Wall Box


c/w Wall Box


c/w Wall Box

NEW



Code	FG07402-*	FG07502-*	FG07602-*	FG07702-*	RW-OCL-01
Lamp Holder	1.5W LED	1.5W LED	3.5W LED	3.5W LED	E27 Max. 60W
Lumens	42lm	55lm	136lm	125lm	N/A
IP Rating	IP65	IP65	IP65	IP65	IP44
Size (mm)	80 x 80 x 61	123 x 53 x 61	135 x 135 x 65	205 x 95 x 65	233 x 101 x 83
Material	ST304 + & Aluminium				Die Cast Aluminium

*Add colour to code: ○ **CW** *(Cool White)*, ○ **WW** *(Warm White)*

Supply Voltage: 12VAC/DC

Surface Mount





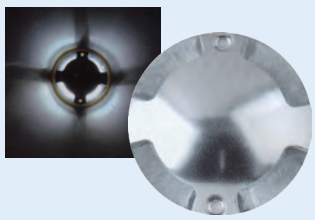



Code	HLH02801-*	HLH02802-*	HLH02804-*	WL11001-*
LEDs	4 x 0.1W (0.4W)	8 x 0.1W (0.8W)	12 x 0.09W (1W)	4 x 0.02 (0.8W)
Lumen	12lm	24lm	36lm	8lm
IP Rating	IP67	IP67	IP67	IP20
Size (mm)	Ø70 x 13	Ø70 x 13	Ø70 x 13	Ø45 x 15

*Add colour to code: ○ **CW** *(Cool White)*, ○ **WW** *(Warm White)*, ● **BL** *(Blue)*

NEW

LED PLASTIC FOOT LIGHTS IP65

Input Voltage: 230VDC I Material: ASB + PC I CCT Adjustable: 3000K, 4000K, 6000K

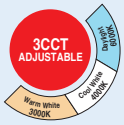















Code	FG07701-P-BK-CCT	FG07702-P-BK-CCT	FG07601-P-BK-CCT	FG07602-P-BK-CCT	FG07501-P-BK-CCT	FG07502-P-BK-CCT	FG07802-P-BK-CCT
LED's	4W	3W	4W	1.5W	1.5W	6W	1W
Lumens	300lm	190lm	300lm	70lm	110lm	400lm	60lm
Size (mm)	230 x 80 x 27	230 x 80 x 27	125 x 125 x 37	125 x 125 x 37	100 x 60 x 33	220 x 113 x 51	80 x 200 x 27
Colour	Black	Black	Black	Black	Black	Black	Black
Material	ABS Body / PC Diffuser	ABS Body / PC Diffuser	ABS Body / PC Diffuser	ABS Body / PC Diffuser	ABS Body / PC Diffuser	ABS Body / PC Diffuser	ABS

2-year warranty on all LED products & 1-year warranty on battery-operated products, unless specified.
LED warranty void without surge protection. Refer to page 24.135.

©ACDC Dynamics

LED PAVING BRICK LIGHTS IP67



LED Paving Brick Lights

Code	Wattage	No of LED's	Size (mm)
LED-Q02*-†	1.5W	9	80(H) x 80(L) x 68(W)

*Add colour to code: ○ **W** *(White)* ● **R** *(Red)*, ● **GN** *(Green)*, ● **BL***(Blue)*, ● **Y** *(Yellow)*, ●●● **RGB** *(auto colour changing)*

† Add voltage to code: **230VAC, 24VAC**

LED PAVING BRICK LIGHTS IP67

Supply Voltage: 230VAC






Code	CIE-L004-*	CIE-L010-*	CIE-L015-*	CIE-L016-*
LED's	12 x 0.08W (1W)	16 x 0.06W (0.96W)	18 x 0.06W (1.08W)	18 x 0.06W (1.08W)
Lumen	11lm	11lm	11lm	25lm
IP Rating	IP44	IP23	IP44	IP54
Size (mm)	190 x 250 x 105	156 x 180 x 130	Ø144 x 40	Ø145 x 40
Material	Stainless Steel	Stainless Steel	Stainless Steel	Stainless Steel

*Add LED colour to code: ○ **WH** *(White)*, ● **BL** *(Blue)*, ● **Y** *(Yellow)*, ● **GN** *(Green)*, ● **R** *(Red)*

*Add LED colour to code: ○ **WH** *(White)*, ● **BL** *(Blue)*, ● **Y** *(Yellow)*, ● **GN** *(Green)*, ● **R** *(Red)*

Supply Voltage: 230VAC





Cool White only | *Cool White only* | *Cool White only*

Code	KH252	KH252-A	KH252-C
LED's	36 x 0.12W (4.32W)	36 x 0.12W (4.32W)	36 x 0.12W (4.32W)
Lumen	144lm	144lm	144lm
IP Rating	IP44	IP44	IP44
Size (mm)	Ø140 x 55	Ø140 x 55	Ø140 x 55
Material	Stainless Steel	Stainless Steel	Stainless Steel

Supply Voltage: 230VAC





Code	LED-9006*	LED-9003*	LED-9004*
LED's	36 x 0.08W (2.9W)	36 x 0.08W (2.9W)	36 x 0.08W (2.9W)
Lumen	70lm	70lm	108lm
IP Rating	IP54	IP54	IP44
Size (mm)	Ø140 x 52	Ø140 x 52	Ø140 x 52
Material	Aluminium	Aluminium	Aluminium

*Add colour to code: ○ **CW** *(Cool White)*, ● **R** *(Red)*, ● **GN** *(Green)*, ● **BL** *(Blue)*, ● **Y** *(Yellow)*

©ACDC Dynamics

LED ABS & PC BULKHEADS IP54

NEW

Input Voltage: 230VAC I 90 Lumens p/W I Body Material: ABS I Diffuser: Glass

Input Voltage: 230VAC I 90 Lumens p/W I Body Material: ABS I Diffuser: PC

IDEAL FOR COASTAL REGIONS



6000K



6000K





NEW

Code	BL1113-9W-*	BL1112-9W-*	LED-BL1A-C-7W-*	LED-BL1A-C-10W-*
Wattage	9W	9W	7W	10W
Lumen	720lm	720lm	630lm	900lm
Size (mm)	Ø185	Ø185	Ø170 x 55	Ø211 x 55
*Colour	White / Black	White / Black	White	White

IDEAL FOR COASTAL REGIONS



6000K



6000K





Code	BL1118-9W-*	BL1117-9W-*	LED-BL1A-O-7W-*	LED-BL1A-O-10W-*
Wattage	9W	9W	7W	10W
Lumens	720lm	720lm	630lm	900lm
Size (mm)	200 x 120	200 x 120	200 x 100 x 55	230 x 105 x 55
*Colour	White / Black	White / Black	White	White

*Add body colour to code: **WH** *(White)*, **BK** *(Black)* *Add colour to code: ○ **CW** *(Cool White)* 4000K, ○ **WW** *(Warm White)* 3000K
CCT (Adjustable) 3000k - 4200k - 6500k

LED PLASTIC BULKHEADS IP65

NEW

Clear Prismatic



NEW

Opal



NEW

Opal



Code	CBH-12W-*	OBH-1-12W-*	OBH-2-12W-*
Power	12W	12W	12W
Size (mm)	Ø270 x 60	Ø270 x 60	Ø270 x 115
Material	Plastic	Plastic	Plastic

* Add Colour to code: ○ **CW** *(Cool White)* 4000K, ○ **DL** *(Day Light)* 6000K. For Day-Night Sensor add **/DN** to code

Outdoor

○ **CW** - 4000K
○ **DL** - 6000K

Supply Voltage: 85-265VAC
Material: Plastic
IP54









Code	LAM12T	LAL010	LAL020 - *	LAL030
Power	12W	12W	18W	22W
Lumen	800lm	800lm	1600lm	2400lm
Size (mm)	290 x 290 x 100	Ø300 x 100	Ø335 x 118	Ø400 x 135
Colour	Black	Black	Black	Black
Colour Temp	DL	DL	* Add Colour to code: **CW** / **DL**	DL

LIGHTING

○ **CW** - 4000K
○ **DL** - 6000K

Supply Voltage: 85-265VAC
Material: Plastic
IP54







Code	LAL10E	LAL06E	LAL07E
Power	10W	6W	7W
Lumen	550lm	270lm	260lm
Size (mm)	290 x 200 x 100	290 x 200 x 100	290 x 200 x 100
Colour	Black	Black	Black
Colour Temp	DL	DL	DL

2-year warranty on all LED products & 1-year warranty on battery-operated products, unless specified.
LED warranty void without surge protection. Refer to page 24.135.

©ACDC Dynamics

LED PLASTIC BULKHEADS

Supply Voltage: 220-240VAC | Material: Plastic

DAY / NIGHT SENSOR Optional	Available in Black and White	Day/night sensor non-adjustable, ambient <25lux		
		 PIR		
Code Standard	**BL220-12W-*-***	**BL220-12W-PIR-*-***	**BL270-20W-***	**BL320-24W-***
Code Day/Night	**BL220-12W-*-*-DN**	**-**	**-**	**-**
Wattage	12W	12W	20W	24W
Lumens	840lm	840lm	1500lm	1800lm
IP Rating	**IP54**	**IP54**	**IP65**	**IP65**
Size (mm)	Ø220 x 99	Ø220 x 99	Ø270 X 102	Ø320 x 113
Colour	White / Black	White / Black	White	White

DAY / NIGHT SENSOR Optional	 PIR	 PIR				
Code Standard	**BLO220-15W-PIR-*-CCT**	**BL220-20W-PIR-*-CCT**	**LG09A-300-17-***	**CL280-CP02-18W-***	**CL330-CP02-24W-***	**CL280-SP02-18W-***
Code Day/Night			**LG09A-300-17-*-DN**	**CL280-CP02-18W-*-DN**	**-**	**-**
Wattage	15W	20W	17W	18W	24W	18W
Lumen	1350lm	1800lm	1300lm	1440lm	1920lm	1440lm
IP Rating	**IP65**	**IP65**	**IP54**	**IP44**	**IP44**	**IP44**
Size (mm)	220 x 106 x 60	Ø220 x 80	Ø305 x 84	Ø280 x 60	Ø330 x 60	280 x 280 x 60
Colour	White/Black	White/Black	White	White	White	White

*Add colour to code: ○ **CW** *(Cool White)* 4000K, ○ **DL** *(Day Light)* 6000K *Add trim colour to code: ● **BK** *(Black)*, ○ **WH** *(White)*

RECTANGULAR BULKHEADS

Lamps excluded. For Lamps see page 24.7					
Code	**BH-01**	**NB2047-B**	**BK6001**	**BK6003**	**FL1057**
Lamp/Watts	B22/60W	E27/100W	E27	E27	E27
IP Rating	**IP44**	**IP54**	**IP54**	**IP54**	**IP65**
Size (mm)	220 x 105 x 105	245 x 120 x 115	250 x 175 x 116	280 x 175 x 133	330 x 230 x 190
Material	Plastic	Die-cast Al / Plastic	Plastic	Aluminium / Plastic	Aluminium / Glass

PLASTIC BULKHEAD IP54

Lamps Excluded	**Plastic Opal**	**Clear Diffused Plastic**	**Plastic Opal**	**Clear Plastic**	Glass Lens and ABS base
					
Code	**WH1039-***	**WH1040-***	**BK1039-2D**	**BK1040-2D**	**CL1132**
Size (mm)	270Ø x 70		270Ø x 70		270 x 155 x 110
Lamp	*Add type of lamp to code: **2D** (2D16W), **2PL9** (2 x 9PL), **E27** (E27 lamp holder), **2D-MS** (with microwave motion sensor), **2PL9-MS** (with microwave motion sensor built into the fitting). These very sensitive sensors work on the same principle as radar.		• Black only available in 2D lamp **2D-16-4P** *Note: All fittings on this page that use 2D lamps use the 4-pin lamp, eg. **2D-16-4P-CW***		E27(CFL/LED)

©ACDC Dynamics

2-year warranty on all LED products & 1-year warranty on battery-operated products, unless specified.
LED warranty void without surge protection. Refer to page 24.135

LED OUTDOOR BULKHEADS IP65

Supply Volts: 85-265VAC

NEW

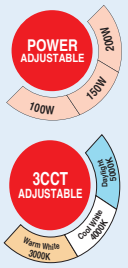



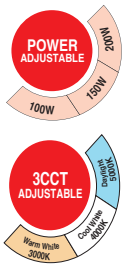







* WH / BK

Code	BH-01-CCT-P	BH-01T-CCT-P	02CL-CX-24W-*
Power	9-14-18W Adj.	9-14-18W Adj.	16-20-24W Adj.
Lumen	100lm/W	100lm/W	90lm/W
Size (mm)	Ø320 x 100	Ø320 x 75	Ø300 x 60
Material	PC Cover & ABS Base	PC Cover & ABS Base	PC Cover & ABS Base

Supply Volts: 85-265VAC
Colour Temp: 6000K

Supply Voltage: 230VAC









Code	CL3808-LED	XDF32185-15W	XDY32185-15W	XDY339125-13W
Power	15W	15W	15W	13W
Lumen	1300lm	1200lm	1200lm	1200lm
Size (mm)	Ø325 x 100	250 x 250 x 90	Ø350 x 85	300 x 100 x 85
Material	PC Cover & ABS Base	PC Cover & ABS Base	PC Cover & ABS Base	PC Cover & ABS Base

PLASTIC BULKHEADS

Lamps excluded











Code	CL3873	CL3869	CL3819	CL3870	CL3808B
Lamp	2D-28-4P	2D-28-4P	2D-28-4P	2D-28-4P	2D-28-4P
Size (mm)	Ø316 x 125H	Ø280 x 86H	280 x 280 x 87	Ø330 x 99	Ø325 x 100
Material	PC cover ABS base IP65				

Lamps Excluded



Chrome Trim



Gold Trim





Code	CL2153	CL10021-CH	CL10021-G	CL10022
Lamp	2D-16-4P	2D-16-4P	2D-16-4P	2D-28-4P
Size (mm)	Ø257 x 73	Ø270 x 90	Ø270 x 90	Ø320 x 90
Material	PC cover ABS base IP54			

Lamps Excluded











Code	CL10001	CL10002	CL10003	CL10010	CL10018-1
Lamp	2 x PLCE-18	2D-28-4P	2D-28-4P	2D-16-4P	2D-28-4P
Size (mm)	340Ø x 115H	300Ø x 102H	302L x 302W x 93H	305Ø x 68H	305Ø x 80H
Material	PC cover ABS base IP54				

Outdoor

LIGHTING

2-year warranty on all LED products & 1-year warranty on battery-operated products, unless specified.
LED warranty void without surge protection. Refer to page 24.135.

©ACDC Dynamics

LED DIE-CAST ALUMINIUM BULKHEADS IP54

Input Voltage: 220-240VAC I Body Material: Die-cast Aluminium I Diffuser: Glass I Colour Temp: 6000K I Driver on board (DOB)






Code White	**BL1112-6W-WH**	**BL1112-12W-WH**	**BL1113-6W-WH**	**BL1113-12W-WH**
Code Black	**BL1112-6W-BK**	**BL1112-12W-BK**	**BL1113-6W-BK**	**BL1113-12W-BK**
Wattage	6W	12W	6W	12W
Lumens	420lm	840lm	420lm	840lm
Size (mm)	Ø192	Ø240	Ø192	Ø240






Code White	**BL1115-6W-WH**	**BL1115-12W-WH**	**BL1117-6W-WH**	**BL1117-12W-WH**
Code Black	**BL1115-6W-BK**	**BL1115-12W-BK**	**BL1117-6W-BK**	**BL1117-12W-BK**
Wattage	6W	12W	6W	12W
Lumens	420lm	840lm	420lm	840lm
Size (mm)	Ø192	Ø240	213 x 95 x 107	283 x 162 x 140






Code White	**BL1118-6W-WH**	**BL1118-12W-WH**	**BL1119-6W-WH**	**BL1119-12W-WH**
Code Black	**BL1118-6W-BK**	**BL1118-12W-BK**	**BL1119-6W-BK**	**BL1119-12W-BK**
Wattage	6W	12W	6W	12W
Lumens	420lm	840lm	420lm	840lm
Size (mm)	213 x 95 x 107	283 x 162 x 140	213 x 95 x 107	283 x 162 x 140

BULKHEADS - INDOORS & OUTDOORS IP54

Outdoor

Lamp Type: E27. Lamps Excluded






Code (White)	**NB304001**	**NB304003**	**NB1004L-E27**	**NB304004**
Code (Black)	**NB304001-B**	**NB304003-B**	**NB1004L-E27-B**	**-**
Code G24D	**NB2026** (2x13W)	**NB2024** (2x13W)	**NB1004L-G24** (2x13W)	**NB2025** (1x13W)
Lamp	**PLC-13**	**PLCE-13**	**PLC-13**	**PLCE-13**
Size (mm)	240Ø x 110	240Ø x 105	240Ø x 128	240Ø x 125
Material	Die-Cast Aluminium	Die-Cast Aluminium	Die-Cast Aluminium	Die-Cast Aluminium

Lamp Type: E27. Lamps Excluded








Code (White)	**NB304005-W**	**NB304007**	**NB1014L-E27**	**-**	**-**	**-**
Code (Black)	**NB304005-B**	**-**	**-**	**NB2044**	**NB2016-S**	**NB2019-S**
Code G24D	**NB2031** (1x13W)	**NB2030** (1x13W)	**NB1014-G24** (1x13W)	**-**	**-**	**-**
Power	1 x 13W	1 x 13W	1 x 13W	1 x 13W	1 x 13W	1 x 13W
Lamp	**PLCE-13**	**PLC-13**	**PLC-13**	**PLCE-13**	**PLCE-13**	**PLCE-13**
Size (mm)	285 x 160 x 130	285 x 160 x 125	212 x 95 x 107	282 x 182 x 110	210 x 145 x 100	210 x 145 x 100
Material	Die-Cast Aluminium	Die-Cast Aluminium	Die-Cast Aluminium	Die-Cast Aluminium	Die-Cast Aluminium	Die-Cast Aluminium

©ACDC Dynamics

2-year warranty on all LED products & 1-year warranty on battery-operated products, unless specified.
LED warranty void without surge protection. Refer to page 24.135

BULKHEADS - INDOORS & OUTDOORS IP54

Lamps Excluded				
Code (White)	**NB2033**	**NB2040A**	**-**	**NB44-227-WH**
Code (Black)	**NB2033-BK**	**NB2040A-BK**	**NB2035**	**NB44-227-BK**
Power	1 x 13W	1 x 13W	1 x 13W	2 x 14W Max.
Lamp	**PLC-13**	**PLC-13**	**PLC-13**	2 x E27
Size (mm)	Ø235 x 120	Ø270 x 90	Ø235 x 120	Ø280
Material	Die-Cast Aluminium	Die-Cast Aluminium	Die-Cast Aluminium	Die-Cast Aluminium

Lamps excluded			
Code	**MAT-2-ES-C***	**MAT-2-ES-O***	**MAT-3-ES-O***
Power	1 x 60W (Max.)	1 x 60W (Max.)	1 x 60W (Max.)
Lamp Holder	E27	E27	E27
Size (mm)	Ø270 x 60	Ø270 x 60	Ø270 x 115
Material	Plastic	Plastic	Plastic

* For Day-Night Sensor add **DN** to code

E27 DECORATIVE BULKHEADS IP54

Lamps excluded				
Code	**NS-1851**	**NS-1852**	**NS-1853**	**NS-1854**
Power	60W Max.	60W Max.	60W Max.	60W Max.
Lamp Holder	2 x E27	2 x E27	2 x E27	2 x E27
Size (mm)	300 x 350 x 120	300 x 350 x 120	300 x 350 x 120	300 x 350 x 120
Material	Die-Cast Aluminium	Die-Cast Aluminium	Die-Cast Aluminium	Die-Cast Aluminium

Lamps excluded			
Code	**NS-1855**	**NS-1928A**	**NS-1928B**
Power	60W Max.	60W Max.	60W Max.
Lamp Holder	2 x E27	1 x E27	1 x E27
Size (mm)	300 x 350 x 120	247 x 252 x 110	247 x 252 x 110
Material	Die-Cast Aluminium	Die-Cast Aluminium	Die-Cast Aluminium

Lamps excluded			
Code	**C300-006**	**KH554**	**KH553**
Power	60W/CFL	60W Max	100W max
Lamp Holder	E27	E27	E27
IP Rating	**IP54**	**IP54**	**IP54**
Size (mm)	Ø270 x 100	Ø190 x 100	Ø250 x 100
Material	Stainless Steel / Glass	Stainless Steel / Glass	Stainless Steel / Glass

2-year warranty on all LED products & 1-year warranty on battery-operated products, unless specified.
LED warranty void without surge protection. Refer to page 24.135.

©ACDC Dynamics

LED DECORATIVE BULKHEADS IP54

Input Voltage: 95-240VAC I 75 Lumens/W I Body Material: Die-cast Aluminium I Diffuser: PC I Colour Temp: 6000K






Code	LB-1927A	LB-1927B	LB-1927C	LB-1927D
Wattage	10W	10W	10W	10W
Size (mm)	290 x 180 x 90	290 x 180 x 90	290 x 180 x 90	290 x 180 x 90






Code	LB-1932A	LB-1932B	LB-1932C	LB-1932D
Wattage	20W	20W	20W	20W
Size (mm)	Ø280 x 95	Ø280 x 95	Ø280 x 95	Ø280 x 95






Code	LB-1801L	LB-1802L	LB-1803L	LB-1804L
Wattage	20W	20W	20W	20W
Size (mm)	270 x 270 x 80	270 x 270 x 80	270 x 270 x 80	270 x 270 x 80









						DALI Dimmable	
Code	LB-1802LB	LB-1803LB	LB-1804LB	LB-1842	LB-1844	LB-1841-*	LB-1843-*
Wattage	20W	20W	20W	20W	20W	20W	20W
Size (mm)	270 x 270 x 135	270 x 270 x 135	270 x 270 x 135	Ø300 x 100	300 x 300 x 100	Ø300 x 100	300 x 300 x 100

* Add **DALI** to Code

WALL LIGHTS IP44

Input Voltage: 230VAC







Code	TL-S-TY02A	TL-S-TY02B	TL-S-TY02C	TL-S-TY02D	TL-S-TY02E
Wattage	7W	7W	7W	7W	7W
Lumens	350lm	350lm	350lm	350lm	350lm
Size (mm)	194 x 232 x 162	194 x 232 x 162	Ø162 x 280	Ø162 x 825	Ø162 x 1100

©ACDC Dynamics

2-year warranty on all LED products & 1-year warranty on battery-operated products, unless specified.
LED warranty void without surge protection. Refer to page 24.135

OUTDOOR WALL LIGHTS

Solar Wall Light IP44

Solar Pillar Light IP44

SOLAR
SOL2

- 6-8 Hrs Normal Brightness
- Alu. Body & Glass Lamp
- Auto Turn On/Off Dusk/Dawn








Auto on/off
PMMA Shade



Code	JY-0012-A	JY-0007-A	JY-0008-A	JY-0012-B	JY-0007-B	JY-0008-B	GD-B-250-S1-S
Wattage	2.4W	3W	4W	2.4W	3W	4W	1.5W
Lumens	220lm	130lm	220lm	130lm	220lm	220lm	150lm
Size	Ø220 x 530	Ø260 x 400	Ø280 x 360	Ø220 x 550	Ø260 x 430	Ø280 x 390	Ø250x321

Supply Voltage: 230VAC

Lamps Excluded

Green/Black



Black



c/w Chain




Timer: 6s - 12m
Sensor: 12m



Timer: 6s - 12m
Sensor: 10m/180°



Timer: 6s - 12m
Sensor: 10m/180°



Supply Voltage: 230VAC
Glass Diffuser
Lamps Excluded



Code	F3225-B/G	F3225	LH-5004H	F3125	F4025	F4034	F4034-2	TL-W-03A
Power	60W	60W	100W	60W	60W	1 x 150W	2 x 150W	60W Max.
Lamp Holder	E27	E27	E27	E27	E27	E27	E27	E27
IP Rating	**IP33**	**IP44**	**IP33**	**IP44**	**IP33**	**IP33**	**IP33**	**IP54**
Size (mm)	405 x 203	442 x 195	1025 x 225	346H x 176W	406H x 232W	115 x 160 x 115	270 x 220 x 115	250 x 260 x 420
Material	Die-Cast Aluminium	Die-Cast Aluminium	Die-Cast Aluminium	Die-Cast Aluminium	Die-Cast Aluminium	Die-Cast Aluminium	Die-Cast Aluminium	Stainless Steel

Supply Voltage: 230VAC

Lamps Excluded





Green/Black



Black





Code	SS-13014	LH-5029H	LH-5029D	F3025-B/G	F3025	LH-5004D	NY1022-*
Power	75W	100W	60W	60W	60W	100W	100W
Lamp Holder	E27	E27	E27	E27	E27	E27	E27
IP Rating	**IP33**	**IP44**	**IP33**	**IP33**	**IP44**	**IP33**	**IP33**
Size (mm)	250D x 235H	875 x 245	475 x 395	346 x 176	346 x 176	410 x 260	212 x 336
Material	Die-Cast Aluminium	Die-Cast Aluminium	Die-Cast Aluminium	Die-Cast Aluminium	Die-Cast Aluminium	Die-Cast Aluminium	Die-Cast Aluminium

Supply Voltage: 230VAC

Lamps Excluded







Timer:20s-8min
Sensor: 12m
Plastic



c/w built-in daylight switch



Code	NY1592B	NY1001L-*	YF-B5359	YF-B5352	YF-B5319	F4018	JQ703
Power	100W	100W	60W	60W	60W	100W	26W
Lamp Holder	E27	E27	E27	E27	E27	E27	E27
IP Rating	**IP33**	**IP33**	**IP33**	**IP33**	**IP33**	**IP33**	**IP33**
Size (mm)	245 x 310	285 x 470	350 x 165	285 x 155	Ø230	210 x 260	Ø230
Material	Die-Cast Aluminium	Die-Cast Aluminium	Die-Cast Aluminium	Die-Cast Aluminium	Die-Cast Aluminium	Die-Cast Aluminium	Die-Cast Aluminium

*Add colour of fitting to code: **GR** *(Grey)*, **BK** *(Black)*

*Add colour of fitting to code: **GR** *(Grey)*, **B/G** *(Black and Green)*

2-year warranty on all LED products & 1-year warranty on battery-operated products, unless specified.
LED warranty void without surge protection. Refer to page 24.135.

©ACDC Dynamics

PMMA LAMP SHADES BAYONET NECK

Lamp shades c/w galleries. Not to be used with Screw-in galleries






Code 8”	GD01-B-200-O	GD01-B-200-CL	GD01-B-200-SY	GD01-B-200-CP
Code 10”	GD01-B-250-O	GD01-B-250-CL	-	GD01-B-250-CP
Colour	Opal	Clear	Smoky	Clear Prismatic







Code	GD011-O	GD011-CL	GD011-GD	GD012-CL	GD012-CP
Colour	Opal	Clear	Gold	Clear	Clear Prismatic

ACCESSORIES FOR BAYONET NECK

Application




Short Stand / Long Stand

Code	Description	Material	Dimensions (mm)
GDB-PL-*	Pole	PVC	Ø60 x 0.5m / 1m / 1.5m / 1.8m
GDB-PB170	Pole Base	ABS	Ø160 x 170

*Add length to code: **0.5M**, **1M**, **1.5M**, **1.8M**

Application




Short / Long Stand

Code	A (mm)	B (mm)	For Sphere with Bayonet Neck (mm)
GDB-SS-120	120	Ø60	Maximum Ø200
GDB-LS-160	160	Ø60	Maximum Ø250

Application




Short / Long Arm Wall Mount

Code	A (mm)	B (mm)	C (mm)	D (mm)	For Sphere with Bayonet Neck (mm)
GDB-SA-190	190	100	60	32	Maximum Ø250

Application


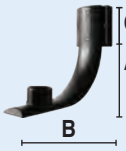

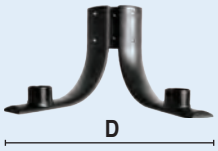

Single / Double Elbow Wall Mount

Code	A (mm)	B (mm)	C (mm)	D (mm)	For Sphere with Bayonet Neck (mm)
GDB-S	270	270	125	/	Maximum Ø250

Application

NEW



GDB-B520C

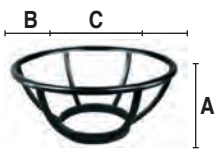

Basket

Code	A (mm)	B (mm)	C (mm)	For Sphere with Bayonet Neck (mm)
GDB-B122	122	290	160	Ø250
GDB-B520C	Complete			Ø250

Application




Reflector

Code	A (mm)	B (mm)	C (mm)	D (mm)	Flats	Material	For Sphere with Bayonet Neck (mm)
GDB-R168	168	48	85	50	3	Iron	Maximum Ø200

©ACDC Dynamics

OUTDOOR WALL LIGHTS

Supply Voltage: 230VAC

Lamps Excluded

LED







Clear





Red



Code	RW-360D-*	X1000C (Clear)	X1000R (Red)
Power	9W (900lm)	25W	25W
Lamp Holder	LED	G9	G9
IP Rating	IP65	IP55	IP55
Size (mm)	110 x 120 x 45	Ø90 x 85	Ø90 x 85

*Add colour to code: ○ **CW** *(Cool White - 4000K)*, ○ **WW** *(Warm White - 2700K)*

Lamps excluded



E27



E27



E27

LED



LED



4200K

LED



4200K

Code	YSC-2002	YSC-2004	YSC-2003	KH820-ADN	KH820-CDN	KH836WU-STONE
Wattage	60W Max	60W Max	60W Max	16 x 0.12W (1.92W)	16 x 0.12W (1.92W)	24 x 0.12W (2.88W)
Lumen	-	-	-	51.2lm	51.2lm	76.8lm
IP Rating	IP44	IP44	IP44	IP44	IP44	IP44
Size (mm)	230 x 260 x 90	230 x 260 x 90	230 x 260 x 90	112 x 90	139 x 90	Ø76 x 220
Material	Die Cast Aluminium	Die Cast Aluminium	Die Cast Aluminium	Stainless Steel	Stainless Steel	Stainless Steel
Colour	Black	Grey	Oxidized	Silver	Silver	White Stone

Supply Voltage: 230VAC

LED

○ CW - 4200K









Code	TL-ST-05B	TL-ST-06B	TL-ST-05A	TL-ST-06A
Wattage	6W	2 x 6W	6W	2 x 6W
Lumen	300lm	550lm	300lm	550lm
IP Rating	IP44	IP44	IP44	IP44
Size (mm)	Ø76 x 220 x 115	Ø76 x 200 x 115	Ø76 x 280	Ø76 x 340
Material	Stainless Steel	Stainless Steel	Stainless Steel	Stainless Steel
Colour Temp	Cool White	Cool White	Cool White	Cool White

Supply Voltage: 230VAC

Colour Temp.: 4000K

Dark Grey

LED



LED



LED



LED





GU10



E27

Code	YSC-2034	YSC-2013	YSC-2011	YSC-2017	LD3001-56	NY1836
Wattage	5W	5W	5W	5W	50W	100W
Lumen	500lm	500lm	500lm	500lm	-	-
IP Rating	IP54	IP54	IP54	IP54	IP44	IP54
Size (mm)	76 x 106 x 65	50 x 120 x 180	60 x 242 x 122	100 x 195 x 164	150 x 380	84 x 240
Material	Die Cast Aluminium	Die Cast Aluminium	Die Cast Aluminium	Die Cast Aluminium	Die Cast Aluminium	Die Cast Aluminium

NEW

LED



LED



LED



LED



LED



4000K

LED



4000K

Code	LBD-2360-A-12*	LBD-2360-B-12*	LBD-2460-A-12*	LBD-2460-B-12*	B2365	B2366
Wattage	12W	12W	12W	12W	2 x 5W	2 x 5W
Lumens	1200lm	1200lm	1200lm	1200lm	2 x 500lm	2 x 500lm
IP Rating	IP54	IP54	IP54	IP54	IP54	IP54
Size	Ø170 x 100	Ø170 x 100	160 x 160 x 100	160 x 160 x 100	Ø97 x 134	97 x 97 x 134
Material	Die-Cast Aluminium / PC					

*Add colour to code: ○ **CW** *(Clear White)*, ○ **WW** *(Warm White)*

2-year warranty on all LED products & 1-year warranty on battery-operated products, unless specified.
LED warranty void without surge protection. Refer to page 24.135.

©ACDC Dynamics

OUTDOOR WALL LIGHTS

Supply Voltage: 230VAC
Lamps Excluded
S/Steel + PS








Code	HC-26402	HC26902	HC-27302	HC-24401	HC-24801	HC-23301
Power	10W	20W	Max 20W	Max 20W	Max 20W	Max 20W
Lamp Holder	E14	E27	E27	E27	E27	E27
IP Rating	IP54	IP54	IP54	IP54	IP54	IP54
Size (mm)	130 x 240 x 170	130 x 240 x 170	224 x 240 x 176	170 x 220 x 210	220 x 285 x 270	250 x 320 x 220

Supply Voltage: 230VAC
Lamps Excluded

Die-Cast Aluminium Black



Die-Cast Aluminium Black



With day/night sensor





Code	AB-1001-BK	AB-2002-BK	CIE008S	CIE018	CIE053-G-*
Power	10W LED Max.	2 x 10W LED Max.	60W/CFL	60W/CFL	2 x 25W
Lamp Holder	E27	2 x E27	E27	E27	G9 / E27
IP Rating	IP33	IP33	IP44	IP44	IP44
Size (mm)	158 x 250 x 110	95 x 355 x 100	Ø60 x 430	Ø76 x 390	Ø63 x 250

*Add Lamp Holder Type to code: **G9**, **E27**

Supply Voltage: 230VAC
Lamps Excluded







With day/night sensor



Code	CIE019	CIE015	C300-008	CIE013-A	C300-223	CIE007S
Power	60W/CFL	60W/CFL	60W/CFL	60W/CFL	100W/CFL	60W/CFL
Lamp Holder	E27	E27	E27	E27	E27	E27
IP Rating	IP44	IP44	IP44	IP44	IP44	IP44
Size (mm)	Ø120 x 390	Ø120 x 395	260 x 220 x 90	250 x 300	Ø250 x 380 x 410	Ø200 x 250 x 345

Supply Voltage: 230VAC
Lamps Excluded







S/Steel body & glass diffuser



Code	KH147-WU	KH148WU+SEN	KH148WU	C300-110	C300-203	KH177AWU
Power	50W max	50W max	50W	60W/CFL	60W/CFL	60W/ CFL
Lamp Holder	GU10	GU10	GU10	E27	E27	E27
IP Rating	IP44	IP44	IP44	IP44	IP44	IP44
Size (mm)	195 x 240	200 x 260	200 x 225	260 x 235	225 x 276	Ø128 x 480

Supply Voltage: 230VAC
Lamps Excluded
S/Steel & Alum body with PC diffuser







Code	KH715-BK	KH715	KH715WU-BK	KH715WU	KH246E
Power	60W	60W	60W	60W	60W
Lamp Holder	E27	E27	E27	E27	E27
IP Rating	IP44	IP44	IP44	IP44	IP44
Size (mm)	235 x 445	235 x 445	175 x 345	175 x 345	345 x 100

©ACDC Dynamics

2-year warranty on all LED products & 1-year warranty on battery-operated products, unless specified.
LED warranty void without surge protection. Refer to page 24.135

UP / DOWN LIGHTS

Supply Voltage: 230VAC
*Add colour to code:
○ **WW** - 2700K
○ **CW** - 4200K

Code	B2344-*	B2344-1-*	B2344-2-*	B2282-*	B2283-*	B2284-*
Wattage	2 x 10W	2 x 10W	2 x 10W	2 x 10W	2 x 10W	2 x 10W
Lumen	2000lm	2000lm	2000lm	2000lm	2000lm	2000lm
IP Rating	IP54	IP54	IP54	IP54	IP54	IP54
Size (mm)	179 x 90 x 102	179 x 90 x 102	179 x 90 x 102	200 x 93 x 93	200 x 93 x 93	200 x 93 x 93
Material	Aluminium & Glass	Aluminium & Glass	Aluminium & Glass	Aluminium & Glass	Aluminium & Glass	Aluminium & Glass
Colour Temp	*WW / CW	*WW / CW	*WW / CW	*WW / CW	*WW / CW	*WW / CW

Supply Voltage: 230VAC

Code	K-W12-CW	HLH00102-*	FH14901-*	FH15001-*	Y-LED-3202-2 BK
Wattage	2 x 15W	2 x 20W	10W	2 x 10W	2 x 6.5W
Lumens	3000lm	4000lm	700lm	1400lm	700lm
IP Rating	IP65	IP54	IP54	IP54	IP54
Size	160 x 90 x 55	200 x 150 x 300	144 x 114 x 141	144 x 114 x 211	65 x 91 x 220
Material	Aluminium	Aluminium	Aluminium	Aluminium	Die-Cast Aluminium

*Add colour to code: ○ **CW** *(Cool White)*, ○ **WW** *(Warm White)*

Supply Voltage: 230VAC

Code	HR60742	HR60744	HLH00701-*	LED-3041C-1/AL-*	LED-3042C-1/AL-*	LED-3042/AL-*
Wattage	2 x 3W	2 x 6W	2 x 6W	3 x 1W (3W)	6 x 1W (6W)	2 x 1W (2W)
Lumen	470lm	790lm	1200lm	90lm	2 x 90lm	2 x 30lm
IP Rating	IP65	IP65	IP54	IP44	IP44	IP44
Size (mm)	115 x 48 x 90	175 x 48 x 90	120 x 80 x 200	Ø60 x 132	Ø60 x 135	Ø30 x 68
Material	Aluminium	Aluminium	Aluminium	Aluminium	Aluminium	Aluminium

*Add LED colour to code: ○ **WH** *(White)*, ● **BL** *(Blue)*, ● **Y** *(Yellow)*, ● **GN** *(Green)*, ● **R** *(Red)*

Supply Voltage: 230VAC
Lamps Excluded

Code	LED-3042B-1/AL-*	LED-3043-1/AL-*	YF-B5475	DH28330	P1602-GU10	P1600-GU10
Power	2 x 1W (2W)	2 x 1W (2W)	2 x 60W	2 x 60W	Max 1 x 6W	Max 2 x 6W
Lamp Holder	LED	LED	E27	E27	GU10	2 x GU10
IP Rating	IP44	IP44	IP44	IP44	IP44	IP44
Size (mm)	Ø44 x 110	44Ø x 100	90Ø x 260	118 x 181 x 400	87 x 60 x 120	87 x 60 x 158

2-year warranty on all LED products & 1-year warranty on battery-operated products, unless specified.
LED warranty void without surge protection. Refer to page 24.135.

©ACDC Dynamics

UP / DOWN LIGHTS

Supply Voltage: 230VAC
Colour: Grey, Frosted PVC
Lamps Excluded








Code	S7901	S7903	S72204	S72403	S72201	S72404
Power	4 x 40W	4 x 40W	40W	2 x 50W	2 x 40W	2 x 50W
Lamp Holder	E27	E27	E27	G9	E27	G9
IP Rating	IP54	IP54	IP54	IP54	IP54	IP54
Size (mm)	Ø65 x 235	Ø90 x 265	Ø90 x 170	Ø90 x 100	Ø110 x 300	Ø90 x 100

Supply Voltage: 230VAC
Lamps Excluded



Narrow Beam
Wide Beam



Code	X2000	X1002B-N	X1002B-W	X1001D	B5300A
Power	50W	75W		100W	25W
Lamp Holder	G9	G9		E27	G9
IP Rating	IP54	IP54		IP55	IP54
Size (mm)	Ø130 x 155	150 x 80		Ø170 x 160	Ø108 x 120

Supply Voltage: 230VAC

Lamps Excluded






Code	B2000A	B6400A	B6400B	NY6051
Power	2 x 50W	50W	2 x 50W	50W
Lamp Holder	GU10	GU10	GU10	GU10
IP Rating	IP54	IP54	IP54	IP54
Size (mm)	272 x 90 x 120	155 x 104	236 x 104	150 x 102

IDEAL FOR COASTAL REGIONS

NEW






Code	PS1101-GU10-BK	PS1102-GU10-BK	PS0970-GU10-BK	PS1952-GU10-BK
Power	1 x 7W Max	1 x 7W Max	1 x 7W Max	2 x 7W Max
Lamp Holder	GU10	GU10	GU10	GU10
IP Rating	IP54	IP54	IP54	IP54
Size (mm)	110 x 110 x 85	110 x 110 x 85	90 x 90 x 92	110 x 195 x 85
Material	Plastic	Plastic	Plastic	Plastic

IDEAL FOR COASTAL REGIONS

NEW






Code	PS1951-GU10-BK	PS1670-GU10-BK	PS0980-GU10-BK	PS1680-GU10-BK
Power	2 x 7W Max	2 x 7W Max	2 x 7W Max	2 x 7W Max
Lamp Holder	GU10	GU10	GU10	GU10
IP Rating	IP54	IP54	IP54	IP54
Size (mm)	110 x 195 x 85	70 x 160 x 92	70 x 90 x 92	70 x 160 x 92
Material	Plastic	Plastic	Plastic	Plastic

©ACDC Dynamics

2-year warranty on all LED products & 1-year warranty on battery-operated products, unless specified.
LED warranty void without surge protection. Refer to page 24.135

UP / DOWN LIGHTS

Lamps excluded











Code	MT2609-2W-SN	MT2609-2W-WH	LED-HALO-6-*-*	L3549-160-*	L3548-160-*
Wattage	2 x 7W	2 x 7W	6W	2 x 3W	1 x 3W
Lumens	1400lm	1400lm	310lm	480lm	240lm
IP Rating	IP20	IP20	IP20	IP20	IP20
Colour	Satin Nickle	Matt White	* W / PA / BLK	White	White
Size (mm)	Ø140 x 350	Ø140 x 350	170 x 100 x 80	160 x 70 x 90	160 x 100 x 90

*Add colour to code: ○ **CW** *(Cool White)*, ○ **WW** *(Warm White)* *Add Material colour to code: ○ **W** *(White)*, ○ **PA** *(Polished Aluminium)*, ● **BLK** *(Black)*

Material: Metal









Code	L35-370-*	L35-200-*	L35-100-*	L3543-160-*
Wattage	1 x 10W	1 x 5W	1 x 5W	2 x 4W
Lumens	800lm	250lm	400lm	480lm
IP Rating	IP20	IP20	IP20	IP20
Colour	White	White	White	White
Size (mm)	370 x 80 x 100	200 x 80 x 100	100 x 80 x 100	160 x 100 x 90

Material: Metal









Code	L3544-160-*	L3541-160-*	L3542-160-*	L3536-100B-*
Wattage	2 x 3W	2 x 3W	2 x 3W	2 x 3W
Lumens	480lm	480lm	480lm	480lm
IP Rating	IP20	IP20	IP20	IP20
Colour	White	White	White	White
Size (mm)	160 x 100 x 90	160 x 100 x 90	160 x 100 x 90	100 x 100 x 100

*Add colour to code: ○ **CW** *(Cool White)*, ○ **WW** *(Warm White)*

Supply Voltage: 230VAC

Lamps Excluded











Code	CIE052-1	CIE053-1	CIE053-3	CIE053-4	CIE0030
Power	35W	2 x 35W	2 x 35W	2 x 35W	2 x 35W
Lamp Holder	GU10	GU10	GU10	GU10	GU10
IP Rating	IP44	IP44	IP44	IP44	IP44
Size (mm)	Ø60 x 113	Ø60 x 162H	Ø60 x 120	Ø60 x 205	Ø60 x 155

2-year warranty on all LED products & 1-year warranty on battery-operated products, unless specified.
LED warranty void without surge protection. Refer to page 24.128.

©ACDC Dynamics

INDOOR WALL LIGHTS

Supply Voltage: 230VAC

Lamps excluded





Bedside & Reading Light



4200K



Code	LS0617-WW	L060A-DL	V29232-NS	KFD0919
Wattage	1.2W	3W	1 x 40W & 1 x 3W	1 X 60W Max.
Lumens	90lm	240lm	-	-
Lamp Holder	-	-	E27 & LED	E27
Colour	Satin White	White	Satin Nickle	Chrome / White
Size (mm)	Ø32 x 350	Ø250 x 35	200 x 150 x 500	Ø230 x 370
Material	Aluminium	Aluminium	Stainless Steel	Steel

Reading Lights

Arm Length: 400mm



4200K



4200K



4200K



With USB Port

4200K



With 2 x USB Port

4200K

Code	EL202724-DL	WB-100SC	RL-6326-*	RL-7328-*	LEDB025-*
Power	1W	1 x 3W	3W (210lm)	3W (210lm)	3W(100ml)
Lamp Holder	LED	LED	LED	LED	LED
Size (mm)	Ø65 x 493	160 x 110	Ø150 x 110	Ø150 x 195	Ø150 x 150
Material	Aluminium	Satin Chrome	Aluminium	Aluminium	Aluminium
Colour	Chrome	Satin Chrome	White / Black / Satin Nickle		

* Add colour to code: ○ **WH** *(White)*, ● **BK** *(Black)*, ◍ **SN** *(Satin Nickle)*

Mirror Light



4200K

Lamps excluded



Lamps excluded



Lamps excluded



Lamps excluded



Lamps excluded



Code	MB-800	FY-2316	HK-149240000	HK-149240001	Y102/1	Y102/2
Power	2 x 36W (Double Sided)	Max. 50W	2 x 40W	3 x 40W	20W	2 x 20W
Lamp Holder	LED	E14	E27	E27	G4	G4
Size (mm)	Ø220	165 x 260 x 140	300 x 90 x 250	W500 x L100 x H250	110 x 110	220 x 110
Material	Electrodeposited Chromium	Aluminium	Glass & Steel	Glass & Steel	Steel, iron & crystal	Steel, iron & crystal
Colour	Chrome	Matt Silver	White	White	Black	Black



Wall Light



Wall Light



Wall Light



Wall Light

Code	HF-12-1908H	HF-12-1934H	HF-12-1942H	HF-12-1952H
Lamp Holder	E27	E27	E27	E27
Material	Metal Body, Glass Cover	Metal Body, Glass Cover	Metal Body, Glass Cover	Metal Body, Glass Cover

©ACDC Dynamics

2-year warranty on all LED products & 1-year warranty on battery-operated products, unless specified.
LED warranty void without surge protection. Refer to page 24.128.

CEILING LIGHTS

Opal Fittings / Clear Fittings

Lamps excluded



Code	NB250-P	NB280-P	NB250-PCL	NB280-PCL
Size	6”	8”	6”	8”
Lamp Holder	B22/PVC	B22/Porcelain	B22/PVC	B22/PVC
Material	PVC Bowl	PVC Bowl	PVC Bowl	PVC Bowl
Spare Bowl	**NB250-P-DIF**	**NB280-P-DIF**	**NB250-PCL-DIF**	–
Glass Bowl	**NB250-G**	–	–	–

Clear Prismatic Fittings / Smoky Fittings / Opal Fitting + Lamp

Lamps excluded



Code	CDS1-150-CP	CDS1-200-CP	CDS1-150-S	CDS1-200-S	NB250-5W-PW
Size	6”	8”	6”	8”	6”
Lamp Holder	E27	E27	E27	E27	B22 / PVC
Material	PMMA Bowl	PMMA Bowl	PMMA Bowl	PMMA Bowl	PMMA Bowl

Jam Jars

Lamps excluded







Code	JJ60-B22	PJ60-B22	GD008-S	GD008-L	CLH22-3-C (Ceramic) / CLH22-3-N (Nylon)	CLH22-8-C (Ceramic) / CLH22-8-N (Nylon)
Lamp/Watts	B22/60W	B22/60W	E27	E27	B22 / 60W	B22 / 60W
Material	Glass	PMMA	PMMA	PMMA	Ceramic or Nylon	Ceramic or Nylon
Size (mm)	Ø90 x 190	Ø90 x 190	Ø85 x 170	Ø140 x 270	Ø105 x 50	Ø120 x 30H

Lamps included



Code	PJ60-9W-*	JJ60-9W-*	GD008-S-9W-*	GD008-L-20W-WW
Damp/Watts	B22/9W	B22/9W	E27/9W	E27/20W
Material	PMMA	Glass	PMMA	PMMA
Size (mm)	Ø90 x 190	Ø90 x 190	Ø85 x 270	Ø140 x 270

*Add colour to code: ○ **WW** *(Warm White)* 3200k, ○ **CW** *(Cool White)* 4000k

Supply Voltage: 230VAC



Code	MX-236-15W	MX-238-8W	MX-262-400	MX-263-400
Power	15W	8W	26W	26W
Lumen	1300lm	600lm	2210lm	2210lm
IP Rating	**IP20**	**IP20**	**IP20**	**IP20**
Colour Temp	4000K	4000K	6000K	6000K
Size (mm)	Ø400 x 65	Ø300 x 50	Ø480 x 50	460 x 460 x 50
Material	PC base / PC diffuser	PC base / PC diffuser	PC base / PC diffuser	PC base / PC diffuser

Supply Voltage: 230VAC

Dimmable & CCT adjustable. c/w remote



Code	MLS-XD640D-60	LAA12-*	LAA16-*	LAA20-*	MY-380-01
Power	60W	12W	16W	24W	18W
Lumen	4500lm	888lm	1184lm	1480lm	1080lm
IP Rating	**IP20**	**IP20**	**IP20**	**IP20**	**IP20**
Colour Temp	2800-6700K	*○**CW** (4000K) / ○**DL** (6000K)	*○**CW** (4000K) / ○**DL** (6000K)	*○**CW** (4000K) / ○**DL** (6000K)	6000K
Size (mm)	Ø646 x 94	Ø260 x 80	Ø300 x 98	Ø385 x 100	Ø380 x 100
Material	Steel base / PC diffuser	Steel base / PC diffuser	Steel base / PC diffuser	Steel base / PC diffuser	Steel base / PC diffuser

2-year warranty on all LED products & 1-year warranty on battery-operated products, unless specified.
LED warranty void without surge protection. Refer to page 24.135.

©ACDC Dynamics

CEILING LIGHT FITTINGS

Supply Voltage: 230VAC






Code	MY-250-01	ASL-005	LAB16	RW6100-15C
Power	12W	20W	16W	10W
Lumen	720lm	1100lm	900lm	600lm
IP Rating	IP20	IP20	IP20	IP20
Colour Temp	6000K	6000K	6000K	6000K
Size (mm)	Ø280 x 80	Ø350 x 105	Ø330 x 75	Ø250 x 80
Material	Steel base / PC diffuser	S/S Trim / PC diffuser	PC base / PC diffuser	PC base / PC diffuser

Supply Voltage: 230VAC







Code	LAC12	LAC18	LAC22	LAD12	LAD22
Power	12W	18W	22W	12W	22W
Lumen	888lm	1350lm	1650lm / 1440lm	900lm	1650lm
IP Rating	IP20	IP20	IP20	IP20	IP20
Colour Temp	6000K	6000K	6000K	6000K	6000K
Size (mm)	Ø260 x 100	Ø330 x 100	Ø400 x 100	Ø260 x 100	Ø400 x 100
Material	Steel base / PC diffuser	Steel base / PC diffuser	Steel base / PC diffuser	Steel base / PC diffuser	Steel base / PC diffuser

Supply Voltage: 230VAC








Code	LAE12	LAE22	MY-250-06	MY-380-06	L29199-230	L29199-280
Power	12W	22W	12W	18W	12W	15W
Lumen	900lm	1650lm	660lm	990lm	1200lm	1500lm
IP Rating	IP20	IP20	IP20	IP20	IP20	IP20
Colour Temp	6000K	6000K	6000K	6000K	6000K	6000K
Size (mm)	Ø260 x 100	Ø400 x 100	Ø340 x 100	Ø380 x 105	Ø230	Ø280
Material	S/S Trim / PC diffuser	S/S Trim / PC diffuser	S/S Trim / PC diffuser	S/S Trim / PC diffuser	S/S Trim / PC diffuser	S/S Trim / PC diffuser



Trim Rings





Code	XCL-1728-*	XCL-1738-*	XCL-1743-*
Power	12W	24W	36W
Lumen	900lm	1800lm	2700lm
IP Rating	IP44	IP44	IP44
*Colour Temp	**CW** (4200K), **DL** (6000K)	**CW** (4200K), **DL** (6000K)	**CW** (4200K), **DL** (6000K)
Size (mm)	Ø280 x 63	Ø380 x 63	Ø435 x 63
Material	Steel body + ABS diffuser	Steel body + ABS diffuser	Steel body + ABS diffuser
White Trim	**XCL-1728-TR-WH**	**XCL-1738-TR-WH**	**XCL-1743-TR-WH**
Black Trim	**XCL-1728-TR-BK**	**XCL-1738-TR-BK**	**XCL-1743-TR-BK**
Wood Finish Trim	**XCL-1728-TR-WD**	**XCL-1738-TR-WD**	**XCL-1743-TR-WD**

Input Voltage: 230VAC I Trim Rings available in White, Black or Wooden Finish I Trim Ring to be ordered Separately

Lamps excluded






Code	HF-12-1908F	HF-16-1908F	HF-12-1934F	HF-16-1934F	HF-12-1942F	HF-16-1942F	HF-12-1952F	HF-16-1952F
Lamp Holder	2 x E27	2 x E27	2 x E27	2 x E27	2 x E27	2 x E27	2 x E27	2 x E27
Size (mm)	Ø300 (12")	Ø400 (16")	Ø300 (12")	Ø400 (16")	Ø300 (12")	Ø400 (16")	Ø300 (12")	Ø400 (16")
Material	Metal Body, Glass Cover		Metal Body, Glass Cover		Metal Body, Glass Cover		Metal Body, Glass Cover	

©ACDC Dynamics

2-year warranty on all LED products & 1-year warranty on battery-operated products, unless specified.
LED warranty void without surge protection. Refer to page 24.135

CEILING LIGHTS

Lamps Excluded






Code	HK-149280003	DL-118-C	DL-0208	DL-0211
Power	3 x 60W	1 x 60W	1 x 60W	1 x 60W
Lamp Holder	E27	E27	E27	E27
Size (mm)	400 x 400 x 85	235 x 235	190 x 190	215 x 215
Material	Glass & Steel	Clear Glass	Clear Glass	Clear Glass






Code	GCL-0508-S	GCL-0508-R	GCL-0510-S	GCL-0510-R
Power	1 x 40W	1 x 40W	1 x 40W	1 x 40W
Lamp Base	E27	E27	E27	E27
Size (mm)	200 x 200	Ø200	250 x 250	Ø250
Material	Metal Base / Glass	Metal Base / Glass	Metal Base / Glass	Metal Base / Glass
Colour	Opal	Opal	Opal	Opal

CEILING SPOT LIGHTS

Base Size: Ø80mm
Lamps Excluded







Code	KT-0004-1-SN	KT-0004-2-SN	KT-0006-2GM	KT-0004-3-SN	KT-0004-5-SN
LED Power	1 x GU10	2 x GU10	2 x GU10	3 x GU10	3 x GU10
Size (mm)	110 x 80 x 105	275 x 80 x 145	Ø150 x 100	440 x 85 x 140	250 x 230 x 145
Colour	Satin Nickle	Satin Nickle	Gun Metal	Satin Nickle	Satin Nickle

Base Size: Ø80mm
Lamps Excluded






Code	KT-6005-1-*	KT-6005-2-*	KT-6005-3-*	KT-6005-5-*
LED Power	1 x GU10	2 x GU10	3 x GU10	3 x GU10
Size (mm)	105 x 80 x 90	275 x 80 x 110	485 x 80 x 110	250 x 230 x 145
Colour	**SN / WH**	**SN / WH**	**SN / WH**	**SN / WH**

*Add fitting colour to code: **SN** *(Satin Nickle)* or **WH** *(White)*

Shade Size: Ø52 x 75mm
Lamps Excluded






Code	KT-0001-1*	KT-0001-2*	KT-0001-3*	KT-0001-4*
LED Power	1 x GU10	2 x GU10	3 x GU10	4 x GU10
Size (mm)	150 x 90 x 140	320 x 80 x 140	460 x 80 x 140	260 x 220 x 140
Colour	White/Black	White/Black	White/Black	White/Black

*Add **–BK** to code for Black

2-year warranty on all LED products & 1-year warranty on battery-operated products, unless specified.
LED warranty void without surge protection. Refer to page 24.135.

©ACDC Dynamics

CEILING SPOT LIGHTS

Base Size: Ø80mm
Lamps Excluded






Code	KT-0006-1	KT-0006-2	KT-0006-3	KT-0006-5
LED Power	GU10	GU10	GU10	GU10
Size (mm)	80 x 135 x 115	275 x 160 x 135	385 x 160 x 135	360 x 360 x 150
Colour	Satin Nickle / Frosted Glass	Satin Nickle / Frosted Glass	Satin Nickle / Frosted Glass	Satin Nickle / Frosted Glass

Beam Angle: 30°
Colour Temp: 4000K






Code	SLD07W1C-*	SLD07W2E-*	SLD07W3E-*	SLD07W3C-*
LED Power	5W	10W	16W	16W
Size (mm)	Ø90 x 90	105 x 220	105 x 360	Ø200 x 105
Colour	*Add lamp colour to code: **WH** *(White)*, **CH** *(Chrome)*, **N** *(Brushed Nickel)*			

Beam Angle: 30°
Colour Temp: 4000K






Code	SLD08W1C-*	SLD08W2A-*	SLD08W3F-*	SLD08W3C-*
LED Power	4.1W	7W	13.5W	13.5W
Size (mm)	Ø90 x 130	150 x 225	150 x 415	Ø200 x 130
Colour	*Add lamp colour to code: **CH** *(Chrome)*, **N** *(Brushed Nickel)*			

Beam Angle: 30°
Colour Temp: 4000K





Code	SLD04W1C-*	SLD04W2A-*	SLD04W3F-*
LED Power	3.8W	7.6W	11.4W
Size (mm)	Ø70 x 80	140 x 225	140 x 405
Colour	*Add lamp colour to code: **WH** *(White)*, **N** *(Matt Nickel Paint)*		

Supply Voltage: 230VAC
Colour Changing & White






Code	SLD40I1E	SLD40I2E	SLD40I3E	SLD40I4E
LED Power	6W	12W	18W	24W
Size (mm)	210 x 140 x 10.5	290 x 175 x 120	430 x 175 x 120	255 x 155 x 250

©ACDC Dynamics

2-year warranty on all LED products & 1-year warranty on battery-operated products, unless specified.
LED warranty void without surge protection. Refer to page 24.135

CEILING SPOT LIGHTS

Supply Voltage: 230VAC Lamp excluded						
Code	**140010000**	**140010001**	**140160000**	**140160001**	**54185-1-***	**54185-3-***
Power	50W	2 x 50W	50W	2 x 50W	1 x 25W	3 x 25W
Lamp Holder	GU10	GU10	GU10	GU10	E14	E14
Size (mm)	W120 x L144 x H138	W320 x L120 x H141	W100 x L125 x H146	W320 x L120 x H141	Ø120 x 120	Ø200 x 120
Material	Stainless Steel	Stainless Steel	Stainless Steel	Stainless Steel	Plastic + Steel	Plastic + Steel

* Add to Code: **W** (White) , **S** (Silver)

Supply Voltage: 230VAC Lamps excluded R50 Reflector				
Code	**A448-1**	**A448-2**	**A448-3R**	**A448-3P**
Power	40W Max	80W Max	120W Max	120W Max
Lamp Holder	E14	E14	E14	E14
Lamp Size (mm)	Ø61 x 140	140 x 160	140 x 160	Ø160 x 140
Turning Angle	270°	270°	270°	270°
Material	Stainless Steel	Stainless Steel	Stainless Steel	Stainless Steel

Supply Voltage: 230VAC Lamps excluded				
Code	**SPL-026**	**SPL-027**	**SPL-029**	**SPL-030**
Power	60W	60W	60W	60W
Lamp Holder	E27 CFL	E27 CFL	E27 CFL	E27 CFL
Colour	White	White	White	White
Description	1 x Lamp fitting	2 x Lamp fitting	3 x Lamp fitting	2 x Lamp fitting

NB: Only Reflective Lamps R60 to be used

Supply Voltage: 230VAC Lamps excluded			
Code	**2RP-5410***	**3RP-5410***	**3BR-5410***
Power	2 x 50W	3 x 50W	3 x 50W
Lamp Holder	MR16	MR16	MR16
Colour	Stainless Steel	Stainless Steel	White
Description	2 x Lamp fitting	3 x Lamp fitting	3 x Lamp fitting

*Add fitting colour to code: **S** *(Satin Silver)* or **W** *(White)*

PICTURE LIGHTS

Low Voltage Supply Voltage: 230VAC Lamps excluded	 Comes as a set of two picture lights	 c/w 60W electronic transformer		
Code	**WL-99177**	**WL-99369**	**MT1751-1W**	**MT1751-2W**
Power	20W	2 x 20W	1 x 1W	2 x 1W
Lamp Holder	G4	2 x G4	LED	LED
Size (mm)	Ø6 x 300	Ø10 x 300	180 x 105 x 172	370 x 105 x 172
Material	Metal	Metal	Chrome	Chrome
Colour	Gold and Frosted White	Silver	Chrome / Frosted Glass	Chrome / Frosted Glass

2-year warranty on all LED products & 1-year warranty on battery-operated products, unless specified.
LED warranty void without surge protection. Refer to page 24.135.

©ACDC Dynamics

PICTURE LIGHTING

Type: T5





Code	MB-059-8W	MB-059-14W	MB-059-21W
Wattage	5W	14W	14W
Size (mm)	350 x 320 x 330	614 x 180 x 120	914 x 180 x 120
Material	Matt Silver	Matt Silver	Matt Silver
Spare Lamp	**FLT5-8**	**FLT5-14**	**FLT5-21**


LED 4200K


LED 4200K

Code	MB-501A	MB-509
Wattage	5W	8W
Size (mm)	330 x 180 x 50	480 x 180 x 50
Material	Chrome	Chrome





Code	MB-096-5W-*	MB-096-8W-*	MB-096-12W-*
Wattage	5W	8W	12W
Size (mm)	350 x 150 x 160	480 x 150 x 160	650 x 150 x 160
Material	Chrome	Chrome	Chrome

*Add colour to code: ○ **CW***(Cool White 4000k)*, ○ **WW** *(Warm White 3000k)*

LINEAR CEILING LIGHTS

Input Voltage: 230VAC I LED Lamp Included




Code	MB-116-12W	MB-116-18W	MB116-2-12W	MB116-2-18W
Lamp Holder	LED	LED	LED	LED
Power	1 x 8W	1 x 13W	2 x 8W	2 x 13W
Size (mm)	665 x 60 x 100	965 x 50 x 75	665 x 140 x 100	965 x 60 x 100

Input Voltage: 230VAC I Material: Steel I Body Colour: Satin Nickle I LED Lamps included





Code	LED-401-2X9	LED-401-2X13	LED-403-2X9
Lamp	LED Tube	LED Tube	LED Tube
Power	2 x 9W	2 x 13W	2 x 9W
Size (mm)	665 x 105	1000 x 150	880 x 160

Input Voltage: 230VAC I Material: Steel I Body Colour: Satin Nickle I LED Lamps included





Code	LED-403-2X18	LED-404-2X9	LED-404-2X18
Lamp	LED Tube	LED Tube	LED Tube
Power	2 x 18W	2 x 9W	2 x 18W
Size (mm)	1480 x 160	790 x 210	1400 x 210

©ACDC Dynamics

2-year warranty on all LED products & 1-year warranty on battery-operated products, unless specified.
LED warranty void without surge protection. Refer to page 24.135

DESK LAMPS

Lamps excluded









Code	SE-T1014 WH	SE-T1014 BK	SE-T1014 AM	SE-T1014 RED	YP440-*	21554-E14	FY-MT-4101/1
Power	40W	40W	40W	40W	1 x 40W Max	40W	1 x 20W
Lamp Holder	E27	E27	E27	E27	E27	E14	E14
Size (mm)	Ø280 x 450	Ø280 x 450	Ø280 x 450	Ø280 x 450	Ø320 x 580	Ø190 x 180	160 x 460
Material	Iron and Glass	Iron and Glass	Iron and Glass	Iron and Glass	Steel & Plastic	Steel & Polypropylene	Aluminium / Glass
Colour	White	Black	Amber	Red	● **S**, ● **BK**	White	Aluminium / Frosted

*Add colour to code: ● **S** *(Silver)*, ● **BK** *(Brown)*

Supply Voltage: 230VAC






- Touch On/Off, Dimming & CCT
- Rechargeable
- Backup Time: 10hrs
- Charge Time: 8hrs

NEW



- Rechargeable
- Backup Time: 6-7hrs
- Charge Time: 5hrs
- Touch Switch
- Dimmable

NEW

Code	DEL-722	DEL-702	DEL-801	MYT10392-1-*	DL-YD007-*
Size (mm)	815H x 133W x 225D	510H x 50W x 235D	490H x 450W x 420D	Ø100 x 365	Ø90 x 220
Lumen	120lm	120lm	90lm	150lm	110lm
LEDs	48pcs (3W)	48pcs (3W)	36pcs (2W)	3W	3W
Colour Temp	White (6000K)	White (6000K)	White (6000K)	CCT Adjustable (WW+CW+DL)	CCT Adjustable - 1800K & 5000K

Supply Voltage: 230VAC

- Adjustable 4-in-1
- Rechargeable 1800mAh
- Touch On/Off - Long Touch Dim

NEW



Touch Switch with Dimming Desk clamp



- Touch Switch with Dimming
- Colour Temperature Adjustment



- LCD Display: Temp Display Time & Alarm Calendar
- Colour Changing Base



- Colour Changing Base



Code	RW-VSH76E	MA66-C-*	MA66-D-*	DEL-14-S	DEL-43
Size (mm)	74 x 308 x 120mm	145H x 145W x 61D	145H x 145W x 61D	145H x 145W x 330D	5W
Lumen	220lm	300lm	300lm	600lm	700lm
LEDs	3.5W	6W	6W	3W	115 x 113 x 540
Colour Temp	4000K	5500K	2800-6500K (Adjustable)	2800-6500K (Adjustable)	2800-6500K (Adjustable)

*Add body colour to code: ○ **WH** *(White)*, ● **BK** *(Black)* *Add body colour to code: ○ **WH** *(White)*, ● **BK** *(Black)*, ● **GLD** *(Gold)*

Supply Voltage: 230VAC

NEW




Code	MT-108 *	MT-203 *
LEDs	1 x 40W Max	1 x 40W Max
Lumen	E27	E27
Size (mm)	170 x 124 x 180	160 x 140 x 200
Colour	* Add Colour to Code: **BK** *(Black)*, **BL** *(Blue)*, **WH** *(White)*, **R** *(Red)*, **SC** *(Satin Chrome)*	* Add Colour to Code: **BK** *(Black)*, **BL** *(Blue)*, **WH** *(White)*, **R** *(Red)*, **SC** *(Satin Chrome)*

2-year warranty on all LED products & 1-year warranty on battery-operated products, unless specified.
LED warranty void without surge protection. Refer to page 24.135.

©ACDC Dynamics

NEW

SMART BLUETOOTH GLASS TRIM DOWNLIGHT



Smart LED Downlight - Input Voltage: 230VAC I 110° Beam Angle

Code	Wattage	Lumens	Cut out Size (mm)	Material/ Colour	Size (mm)
BT-DL-RN100-6W	6W	300lm	Ø75	White	Ø100 x 40
BT-DL-RN160-12W	12W	840lm	Ø125	White	Ø160 x 40
BT-DL-RN200-18W	18W	1350lm	Ø165	White	Ø200 x 40

Features

- Supports 16+ colour changes
- Synchronises lights with music rhythm
- Can be paired with Bluetooth Gateway on page 24.130



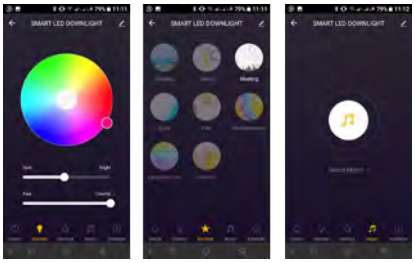

Bluetooth Controllable | App Control | Remote Switching | Set Timers & Schedules | Share Control with Others | Music | Scenes Control | Colour RGBW Adjustable | Colour Temp. Adjustable | Dimmable

Pick Colour | Set Scene | Select Music

NEW

SMART BLUETOOTH GATEWAY



Smart Gateway - A low power consuming Bluetooth gateway that allows ACDC Smart App to control different Bluetooth devices remotely over the internet.
This gateway bridges more than 200 Bluetooth device connections over to the cloud, which can be controlled over a wifi connection through the ACDC Smart Switch App.

Code	Description	Power Input
AS-BHUB-W	Bluetooth Mesh Gateway	5VDC/USB-1A

App Control | WiFi Control | Bluetooth Gateway

Package Includes:
- Bluetooth Smart Gateway
- Micro USB
- 5VDC Adapter to be ordered separately.

NEW

SMART LED STRIP CONTROLLER



ES-WFD01 ES-WFD02 ES-WFD03

- Order strip light separately

WiFi Controllers

Code	Input Voltage	Function	Max. Power
ES-WFD01	DC12V/DC24V	Single Colour	36W at 12VDC I 72W at 24VDC
ES-WFD02	DC12V/DC24V	RGB	36W at 12VDC I 72W at 24VDC
ES-WFD03	DC12V/DC24V	RGBW	36W at 12VDC I 72W at 24VDC

WiFi Control | App Control | Remote Switching | Set Timers & Schedules | Dimmable | Music | Scenes Control

R *(Red)*, **GN** *(Green)*, **BL** *(Blue)*, **W** *(White)*

©ACDC Dynamics

NEW

SMART LED STRIP KIT IP54



Smart WiFi LED Strip Kit - 5m - c/w Controller & 230VAC Power Supply

Code	Function	No. of LEDs/m	Watts/m	Max Power
ES-WFD01-5M-CW/WW	CCT Adj ○○○	120/m	4.8W/m	24W
ES-WFD02-5M-RGB	RGB ●●●	30/m	4.8W/m	24W
ES-WFD03-5M-RGBW	RGBW ●●●○	48/m	4.8W/m	24W

WiFi Control · App Control · Remote Switching · Set Timers & Schedules · Dimmable · Music for RGB/RGBW

● R *(Red)*, ● GN *(Green)*, ● BL *(Blue)*, ○ W *(White)*

works with amazon alexa · works with the Google Assistant

NEW

SMART ADRESSABLE LED STRIP KIT IP65



RGB WiFi Adressable LED Strip kit - 5m

Complete Kit with 5m Strip, smart controller, 230VAC Power Adaptor and IR Remote controller I c/w Self-Adhesive Back with double side tape I Each LED is individually addressable

Code	No. LED	Max Power	Colour
HH-RGBIC3010-L5	30	4.8W/m	●●● Digital RGB

App Control · WiFi Control · Remote Switching · Dimmable · Switching Schedules · Music

● R *(Red)*, ● GN *(Green)*, ● BL *(Blue)*, ○ W *(White)*

works with amazon alexa · works with the Google Assistant

NEW

SMART COB LED STRIP LIGHT KIT IP40



COB Strip kit - 5m

Smart controller, remote controller and 230VAC Power adaptor

Code	Function	No. of LEDs/m	Watts/m	Max Power
HH-COB640-CCT-L5	CCT Adj ○○○	640	7W/m	35W
HH-COB630210-RGB-L5	RGB ●●●	630	7W/m	36W

App Control · WiFi Control · Remote Switching · Dimmable · Music · Set Timers & Schedules · Count Down Timer

● R *(Red)*, ● GN *(Green)*, ● BL *(Blue)*, ○ W *(White)*

works with amazon alexa · works with the Google Assistant



CCT Adjustable



RGB

2-year warranty on all LED products & 1-year warranty on battery-operated products, unless specified.
LED warranty void without surge protection. Refer to page 24.135.

©ACDC Dynamics

NEW

SMART WIFI NEON STRIP LIGHT IP67



Digital RGB





RGBW

Note: Kit Includes IR remote controller, Smart Controller, Neon Strip and 230VAC Power Adaptor

works with the Google Assistant

WORKS WITH amazon alexa

Code	Length	Function	No. of LED	Watts/m	Side Size (mm)
HH-RGBIC60SN-L3	3m	Digital RGB	72/m	7W/m	8 x 16

ACDC SMART SWITCH · App Control · WiFi Control · Remote Switching · Dimmable · Music · Set Timers & Schedules

● **R** *(Red)*, ● **GN** *(Green)*, ● **BL** *(Blue)*, ○ **W** *(White)*

NEW

SMART FAIRY LIGHTS IP56



Globe String Lights



Fairy String Lights

works with the Google Assistant

WORKS WITH amazon alexa

WiFi Fairy String Lights: Power Supply-DC5V I Digital RGB Function

Code	Watts	No. Lamps	Type	Colour
HH-HM-GFLT5	5W	33	Globe	Digital RGB
HH-HM-FSLT5B	5W	50	Fairy String	Digital RGB

ACDC SMART SWITCH · App Control · WiFi Control · Remote Switching · Set Timers & Schedules · Music · Dimmable · Count Down Timer

Note: Kit includes Remote, Smart Controller, String Fairy Lights and Power Adaptor

● **R** *(Red)*, ● **GN** *(Green)*, ● **BL** *(Blue)*, ○ **W** *(White)*

NEW

SMART BELT LIGHTS IP56



works with the Google Assistant

WORKS WITH amazon alexa

WiFi RGBIC String W+ Fairy Lights: Power Supply-DC5V I Digital RGB Function

Code	Type	Watts	No.Lamps (String light + Fairy Light)	Length	Lamp Spacing
HH-HM-SSFL15	String lights + Fairy lights	10W	15 + 50	15m	1m/0.3m

Note: Includes IR Remote controller, power adaptor, IP44 Smart controller and 15m belt light

ACDC SMART SWITCH · App Control · WiFi Control · Remote Switching · Set Timers & Schedules · Count Down Timer · Colour RGB Adjustable · Dimmable · Music · Share Control with Others

● **R** *(Red)*, ● **GN** *(Green)*, ● **BL** *(Blue)*, ○ **W** *(White)*

©ACDC Dynamics

NEW

INDUSTRIAL / COMMERCIAL ZIGBEE SYSTEM





Zigbee Gateway - Ethernet Interface I Ma 200 Devices max. in One Gateway I Area Setting: 20 max I Group Setting: 30 max I Bind Setting with Sensor, Switches and Remote Control I Scene and Timer Settings I 1 Admin Account + 10 Sub Accounts.

Code	AHGW928-Z-IA
Input Voltage	5VDC
Wireless Frequency	2.4GHz
Size	127.5 x 80 x 30mm



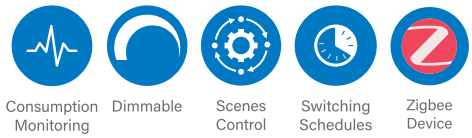

Zigbee 1-10V Dimming LED Controller IP65 - Works with 1-10V Dimmable Driver I Zigbee Wireless Control: Smart Phone, Tablet, PC, Wall Switch, Remote Control I Works with Zigbee Gateway for Sensors, Area, Timer, Scene and Group Control I Power Metering I 3 in 1 Version: Basic / Motion Binding / Motion Daylight

Code	AHLC734-WPC
Input Voltage	100 - 277VAC
Output Voltage	1-10V / 0-10V
1-10V Current	15mA
Wireless Frequency	2.4GHz
Transmission Distance	30m
Size	195 x 50 x 50mm



Zigbee Microwave Motion Sensors IP65 - 3 Step Dimming Control I c/w Mounting Bracket I Wall Mount or Ceiling Mount I Heat Map Sensor Option Audible

Code	AHMS823-Z-*
Input Voltage	100 - 277VAC
Wireless Frequency	2.4GHz
Detection Range	Ø30m @ 15m
Mounting Height	15m Max
Detection Angle	30° - 150°
Size	Ø55.2 x 24.5 (Without Bracket)

* Add to Code: **CMS** (Ceiling Mounted Sensor), **WMS** (Wall Mount Sensor)



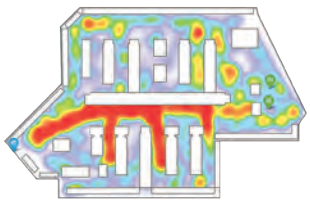

Density Heatmaps

Zigbee Heatmap Sensor IP65 - 3 Step Dimming Control I c/w Mounting Bracket

Code	AHMS823-Z-HM
Input Voltage	100-277VAC
Wireless Frequency	2.4GHz
Detection Range	0-65528lux
Resolution	10lux
Size	55.2 x 24.5 (Without Bracket)



Zigbee Daylight Sensor IP65 - Automatic Illuminance Control on Indoor Ligting Based on Ambient Light I Set Constant Illuminance Value on App

Code	AHDS826-Z-DS
Input Voltage	100-277VAC
Wireless Frequency	2.4GHz
Detection Range	0-65528lux
Resolution	10lux
Size	55.2 x 24.5 (Without Bracket)



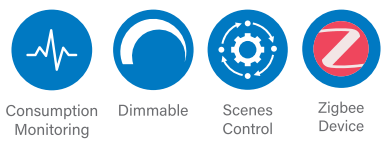

Zigbee Multi-functional Wall Switch - used to manually control lights

Code	AHWS-933-Z-MWS
Input Voltage	200-240VAC
Output	3A - relay output
Wireless frequency	2.4GHz
Transmission distance	30m
Size	86 x 86 x 35mm



iLightsIn Pro



Windows



Linux

The PC software/ mobile App works with smart lighting system for Area control, Group settings, Scene control, Schedule control, Account management, Lamp power metering function, Lamps fail report function, OTA function and all devices that follow Zigbee HA1.2 protocol through WiFi - Zigbee Gateway

• Linux/Windows PC software by special request (at a price)

AH-SERVER-I

GET IT ON Google Play

Download on the App Store

2-year warranty on all LED products & 1-year warranty on battery-operated products, unless specified.
LED warranty void without surge protection. Refer to page 24.135.

©ACDC Dynamics

DECORATIVE CORD






Code	WLIT-C-* BL	WLIT-C-* BR	WLIT-C-* GN	WLIT-C-* GR
Description	Blue Cord	Brown Cord	Green Cord	Grey Cord






Code	WLIT-C-* R	WLIT-C-* BK	WLIT-C-* WH	WLIT-C-* Y
Description	Red Cord	Black Cord	White Cord	Yellow Cord

*Add length of cable to code: **2M**, **5M**, **10M**, **100M** Material: Cotton I Size: 2 x 0.75 (6.2mm)

DECORATIVE ACCESSORIES






Code	TPLH-E27	LH-E27-WH	LH-E27-BK	LH-E27-CH
Description	E27 Lamp Holder	White E27 Lamp Holder Kit	Black E27 Lamp Holder Kit	Chrome E27 Lamp Holder Kit
Material	Black Thermo Plastic	Metal	Metal	Metal
Size	Ø40 x 60	Ø42 x 62	Ø42 x 62	Ø42 x 62






Code	LH-E27-VC	LH-E27-VB	LH-E27-VCH	LH-E27-VBK
Description	Vintage Copper Lamp Holder	Vintage Brass Lamp Holder	Vintage Chrome Lamp Holder	Vintage Black Lamp Holder
Material	Aluminium	Aluminium	Aluminium	Aluminium
Size	Ø50 x 72	Ø50 x 72	Ø50 x 72	Ø50 x 72







Code	CR-1-120-*	CR-2-120-*	CR-3-120-*	SHA-PL-5	BCR-1-100-E27-*
Description	1 Way Rose	2-Way Rose	3-Way Rose	5-Way Shadow Plate	Ceiling Rose Kit
Material	Metal	Metal	Metal	Metal	Metal
Size (mm)	Ø120 x 25(L)	Ø120 x 25(L)	Ø120 x 25	Ø800 x 30	Ø100 x 25

*Add body colour to code: **WH** *(White)*, **BK** *(Black)*, **CH** *(Chrome)*, **BR** *(Brass)*

*Add body colour to code: **VC** *(Vintage Copper)*, **B** *(Bronze)*, **VBK** *(Vintage Black)*

10 Per Pack








Code	THT-25/10	THT-120/10	LNUT-M10/10	LWASH-M10/10	CG-13/10-*	NWCG-13/10
Description	Threaded Tube	Threaded Tube	Nut	Washer	Cable Grip	Cable Grip
Material	Metal	Metal	Metal	Metal	Plastic	Plastic
Size (mm)	M10 x 25	M10 x 120	M10	M10	Ø13 x 17	Ø13 x 17

*Add body colour to code: **WH** *(White)*, **BK** *(Black)*, **T** *(Transparent)*

©ACDC Dynamics

LIGHTING ACCESSORIES

Rocker Switch


Black


White

R-303B	R-303W
2 Amp 250V	2 Amp 250V

On/Off switch with 1.5m cable to 2 pin Euro Plug & 1m wire open ended for lamp



R-313W
2 Amp 250V

Foot Operated Switch


Black


White

ZE-127FB	ZE-127FW
1 Amp 250V	1 Amp 250V

Latching Pushbutton Switch


Black


White

ZE-127B	ZE-127W
6 Amp 250V	6 Amp 250V

Hand Operated Table Lamp Dimmers


c/w 2,5m cable
White Black

KLD-227W	KLD-227G
Input: 230VAC Lamp: 230VAC Rating: 200W max	


White


Clear

RT101B	RT101T
Input: 230VAC Lamp: 230VAC Rating: Max 10 LED Lamps (100W Total)	

Touch control


White


Clear

RT101SB	RT101ST
Input: 230VAC Lamp: 230VAC Rating: Max 10 LED Lamps (100W Total)	

Foot Dimmer



RT81N
Input: 230VAC Lamp: 230VAC Rating: Max 10 LED Lamps (100W Total)

Breather

NEW



M12-1.5/5
Breathing Screw Ø12 x 15 Comes in pack of 5

Luminaire Disconnect Connector - 2 Pole, Yellow


NEW

873-902
Rated Current: 6A Nominal Volts: 400V Pole: 2

Push-in Terminal Blocks

NEW



LT-2P-LN
Push-in & Neutral Terminal Black

NEW



LT-3P-LNE
Push-in Live, Earth & Neutral Terminal Black

Knife Switches



M29-3P-S
3 Pin I Rated 400V I Class II 27 x 20 x 27



M29-3P-L
3 Pin I Rated 400V I Class II 40 x 30 x 40

Surge Protectors - Can be installed in fitting or junction box

See pages 10.1 - 10.7 for surge protection for distribution boards

U



NEW



IP67





Code	LP2-8	M995*	GSPD1	GSPD1S
Connection	Parallel	Series	Parallel	Parallel
Vc	275VAC	120-277VAC	120 - 277VAC	120 - 277VAC
Up	710V	≥1000V	≥1500V	850V
Imax (8/20)	5kA	10kA	20kA	10kA

* Max Load Current = 3A - **NOTE:** Load will be disconnected when SPD reaches end of life

LAMP HOLDERS

Metal Lamp Holders

10mm


0142 Authorisation Certificate No. XE2377A

CLH22-10B
B22


XE2377B

CLH22-0B
B22

10mm Entry


YE317A

CLH22-10SW
B22 (switched)



CLH27-0B
E27



CLH27-10B
E27



CLH14-0B
E14



W626
E27 Angle



F505-E27
Base Mount E27 100W



ALH40-0B
E40 Batten Mount Aluminium

Nylon Lamp Holders





CLH14-TH-*	CLH27-TH-*
E14 2A 250V	E27 2A 250V

Spare Locking Ring Code

CLH14-THLR-*	CLH27-THLR-*

*Add colour to code: **WH** (White), **BK** (Black)

Illumination Cable & Cable Piercing Lamp Holders



393
B22 Cable Piercing Type

NEW



WIR

WI100* BK
100m Black Illumination Cable *Add length to code 5m, 10m, 20m, 50m

2-year warranty on all LED products & 1-year warranty on battery-operated products, unless specified.
LED warranty void without surge protection. Refer to page 24.135.

©ACDC Dynamics

LAMP HOLDERS

Nylon Lamp Holders



CLH200-*
B22



CLH209A-*
B22

Porcelain Lamp Holder



CLH22-1P
B22

Bakelite Lamp Holder



CLH200T
E27

Ceramic Lamp Holders



CLH27-1P
E27



CLH40-1P
E40

*Add colour to code: ○ **WH** *(White)*, ● **BK** *(Black)*

CLH200,CLH209A: Also available in pack of 5 - Add **/5** to code

CLH200: Also available in pack of 10 - Add **/10** to code

Lamp Holders



HL001
B22 / E27 Both Fitted



HL002
B22 / E27 Both Fitted



W602-B22
B22



W617
B22 Angle



W622
E27

Fluorescent Lamp Holders



PT-C01 (set)
G13



PT-C02
G13



PT-C06
G13

Fluorescent Lamp Holders



PT-C07
G13



PT-C08
G13



PT-C05
G5



PT-C09 (set)
Slimline



LH2-ST-L
GU10 lamp holder L Bracket c/w ceramic lamp holder & terminals



LH2-ST
GU lamp holder c/w terminals & bracket



D-GUB
GU lamp holder c/w terminals & bracket



Retail Pack of 10

Code



MR16-1U/10
Spare clip for MR16



MR16-3U/10
Spare clip for MR16



MR11-1U/10
Spare clip for MR11



D-CLIP1
Spare mounting clip fits **SL-076** & **250**



D-CLIP2
Spare mounting clip fits **SL-203**



D-CLIP2/10
Spare mounting clip fits **SL-203** Sold in Packs of 10

Dichroic Lamp Holders



Code	CLH202
Type	MR16 (G5.3)



CLH205
MR16 (G5.3)



CLH206
MR16 (G5.3)



CLH207
MR16 (G5.3)



Bevelled bottom

CLH208
GU10



Square bottom

CLH209
GV10 (GZ10)



Rx7s Lamp Holders

Code	Description
RX7S-78	To accept 78mm. Lamps up to 150W
RX7S-118	To accept 118mm. Lamps 150W-500W
RX7S-189	To accept 189mm. Lamps 1000W
RX7S-254	To accept 254mm. Lamps 1500W



CLH210
G9



CLH211
G12

©ACDC Dynamics

2-year warranty on all LED products & 1-year warranty on battery-operated products, unless specified.
LED warranty void without surge protection. Refer to page 24.135

LAMP HOLDERS

Starter Holders

Code	PT-B09	PT-B03	A321	CLH22-BT	LH47-E27	LHA-E27-1.5m
						
Description	Starter / Fuse link base with mounting bracket	Starter / Fuse link base	Ceiling Mount Pull Switch 10A	B22 Batten-mount lamp holder with 4m cable, on/off switch and battery clamps 70W max	Pendant - 100W E27 Lamp Holder	E27 Lampholder Adaptor with 1.5m 2 x 0.75mm cable

Lamp Holder Adaptors - <500V

Code	LHA-01	LHA-02	LHA-03	LHA-04	LHA-10	LHA-05
						
Description	B22-E27	E27-B22	E27-E40	E27-GU10	B22-GU10	E40-E27
Size (mm)	52 x Ø34	50 x Ø33	80 x Ø47	44 x Ø29	52 x Ø35	52 x Ø44

Code	LHA-07	LHA-08	LHA-09	LT5020
				Lamp Tester 
Description	E14-E27	E27-E14	E40-E40	Buzzer & LED indication if lamp is in working condition. To test: G13, B15d, G5, G4, Gu5.3, GY6.35,E27,E14,E10
Size (mm)	Ø40 x 64	Ø29 x 44	Ø47 x 99	

SENSOR LAMP HOLDERS

	Motion Sensor		Lamp Holders with Daylight Sensor		Sound Sensor
Code	RW-450	RW-451	RW-470	RW-471	RW-480
					SmartLife App Pairs with Amazon & Google 
Volts	220-240VAC	220-240VAC	220-240VAC	220-240VAC	220-240VAC
Output	60W (max)	60W (max)	60W (max)	60W (max)	60W (max)
Range/ Angle	6m/120˚	6m/360˚	–	–	–
Size (mm)	Ø 64 x 127	Ø 56 x 132	Ø 55 x 98	Ø 38 x 75	Ø63 x 95
Light On Timer	120sec	120sec	–	–	60 sec
Ambient Lux	<10lux	<10lux	<10lux	<10lux	3-5lux

Sound control sensitivity: 60-80dB

2-year warranty on all LED products & 1-year warranty on battery-operated products, unless specified.
LED warranty void without surge protection. Refer to page 24.135.

©ACDC Dynamics

HIGH FREQUENCY SENSOR MODULE



1) Time
2) Lux
3) Meter
4) Standby

2 Level Light Dimming Function

Code	HD-627DF	HD-627TF
Rated Voltage	220-240V ~ 50/60Hz	220-240V ~ 50/60Hz
Switching Capacity: Incandescent AC Halogen / LV Halogen Flourescent / LED Lamp Energy Saving Lamp	Max. 100W Max. 60/80/100W (electronic) / Max. 80W Max. 100VA/60W Max. 30mA Sink Current Max. 15pcs Dimmable	10 - 100W 10 - 100W / 10 - 100W 5 - 80W (LED Lamp Dimmable) 10-100VA (Dimmable)
1-10VDC Interface	Ballast or LED Driver	-
Range/Angle	Approx. Ø 8m	Approx. Ø 8m
Size (mm)	75.5 x 49.5 x 32.5H	75.5 x 49.5 x 32.5H
Light ON Timer	5sec - 30min & Test	5sec - 30min & Test
Lux	5Lux - " ☾☼" ∞	5Lux - " ☾☼" ∞

• Auto Dimming
- No movement dims to set level on unit
- With movement full power

PIR SENSORS IP20

ORBIS

Low Profile

Zero Point Relay Switching



Long Range - 12m

Zero Point Relay Switching

Optional remote controller Code: **MANDOCR**



Code	CIRCUMAT +	CIRCUMAT PRO CR
Voltage	230VAC	230VAC
Output	1200W Incandescent 400VA Fluorescent 1000VA Low Voltage (12VAC) Halogen Lamps 1200W Halogen (230VAC) 500VA Low Consumption Lamps 500VA Downlight Lamps 500VA LED	2200W Incandescent 1200VA Fluorescent 2000VA Low Voltage (12VAC) Halogen Lamps 2200W Halogen (230VAC) 1000VA Low Consumption Lamps 900VA Downlight Lamps 500VA LED
Range Angle	9m / 360° at 3m(H)	30m / 360° at 12m(H)
Size (mm)	Ø120 x 25	Ø140 x 68
Light on Timer	3s - 30min	1-10min
Lux	5 - 2000Lux	10-1000Lux

DALI - Presence Detection Equipped with DALI Two-Way Communication



1-10V - Analog Output for Dimmable Lighting Control I Adjust Indoor Lighting Based on Natural Outdoor Light I Suitable for 1-10V Dimmable Lamps



1-10V - Presence Detection with Analog Output 1 -10V for Dimmable Lighting Control



Code	CIRCUMAT-DALI	DICROMAT1-10V	CIRCUMAT PRO 1-10V
Voltage	230VAC	230VAC	230VAC
Output	- - - - - - -	1200W Incandescent 500VA Fluorescent 1000VA Low Voltage (12VAC) Halogen Lamps 1200W Halogen (230VAC) 500VA Low Consumption Lamps 500VA Downlight Lamps 500VA LED	2200W Incandescent 1200VA Fluorescent 2000VA Low Voltage (12VAC) Halogen Lamps 2200W Halogen (230VAC) 900VA Low Consumption Lamps 900VA Downlight Lamps 500VA LED
Range Angle	30m / 360° at 3.5m(H)	10m / 360° at 2.5m(H)	30m / 360° at 12m(H)
Size (mm)	Ø140 x 68	Ø76 x 68.5	Ø140 x 68
Light on Timer	10s - 30min	10s-30min Twilight mode (On<60 lux, Off>400 lux)	10s-30min
Lux	10 - 2000 lux	100 lux - 2000 lux	10-1000 lux

©ACDC Dynamics

MICROWAVE MOTION SENSORS



Small size allows unit to be mounted inside the light fitting.



Can be surface mounted or hidden in ceiling. Very sensitive.

Fixed 5.8GHz



Code	JQ-25	ECOMAT	ES-M12
Volts	220-240VAC	230VAC	230VAC
Output	1200W Incandescent 500W Fluorescent 500W LV Halogen	1000W Incandescent 500W Fluorescent 500W LV Halogen	1200W Max
Range/ angle	1-8m/ 360˚, 160˚	6m/270˚ at 1.7m(H)	10m / 360°
Size (mm)	75 x 41 x 43	116 x 78 x 42	Ø98 x 56mm / cutout Ø76mm
Light On Timer	8sec-10min	3s - 30min	10s - 1, 5, 10, 15, 20, 25, 30min
Lux	< 5 Lux - 2000lux	0.5 - 2000lux	10, 20, 50, 100, 200, 300, 500lux

RECESSED PIR & MICROWAVE SENSORS IP20

Input Voltage: 220-240VAC

Fixed PIR Sensor

Tiltable











Code	ES-P14	ES-P17A	ES-P17B	ES-P17C	ES-P27B
Detection Angle	360°	360°	360°	360°	360°
Detection Distance	6m Max	6m Max	6m Max	2-20m	6m +
Load	500W Max	1200W Max	1200W Max	2000W (Incandescent) 1000W (Energy Saving)	1200W Max
Time Min/Max	10sec-7min	10sec-7min	10sec-7min	10sec-7min Adjustable	10sec-7min
Lux Min/Max	<10lux - 2000lux	<10lux - 2000lux	<10lux - 2000lux	<10lux - 2000lux Adjustable	<10lux - 2000lux
Dimensions	Ø50 x 66mm	Ø76 x 76mm	Ø100 x 76mm	Ø110 x 90mm	Ø85 x 59mm
Cutout	Ø40mm	Ø61.5mm	Ø76mm	Ø76mm	Ø68mm

PIR MOTION & LIGHT SENSORS

Ceiling



Ceiling IP20



Flush

Fits standard 4x2 boxes



Wall IP44



Code	ST24	OS-460	OS-472B	OS-472B-A	F4000
Volts	220-240VAC	220-240VAC	220-240VAC		220-240VAC
Output	800W Incandescent Lamp 200W Low Voltage or Fluorescent Lamp	1200W Incandescent	800W Incandescent	200W Incandescent	1300W Incandescent Lights 300W Fluorescent Lights
Range/Angle	360°	11m/360°	Detection Angle 8m/180°		Detection Angle 12m/180°
Size (mm)	Ø18	110 Ø x 32H	115H x 73W		75 x 100 x 115
Light On Timer	5s to 8min	10s to 7min	10s - 7min	10s - 7min	10s to 7min
LUX	10/2000lux	Adj. 3 - 2000 lux	<10-2000lux	Adj. <10-2000lux	Adj. 3 - 2000lux
	Passive Infra-Red sensor for automated control • Tiny sensor ball of 35mm Ø • Cut-out hole size 33mm Ø	Built-in photocell allows automatic operation at night and disable during daylight	• No blind spots • Can replace existing 1 way or 2 way switch • No neutral required for **OS-472B-A**		• Complete with wall bracket

2-year warranty on all LED products & 1-year warranty on battery-operated products, unless specified.
LED warranty void without surge protection. Refer to page 24.135.

©ACDC Dynamics

PIR MOTION & LIGHT SENSORS

	Flush	Surface - Flush	Surface
			
Code	**OS-465**	**FL380**	**OS-462**
Volts	220-240VAC	220-240VAC	220-240VAC
Output	Two loads: L' = 10A for incandescent T1-T2=10A max voltage free contact	2000W Incandescent 1000W ESL	Two loads: L' = 10A max T1-T2=10A max voltage free contact
Range/Angle	6m/360˚ at 2.4m (H)	12m/360˚ at 4m (H)	6m/360˚ at 2.4m (H)
Size (mm)	80Ø x 51 / 110 x 53 x 30	124Ø x 82	113Ø x 39
Light On Timer	L': 6s - 12min, T1-T2:10s - 30min	10s-7min	L': 6s - 12min, T1-T2:10s - 30min
LUX	Fully adjustable	<10 - 2000lux	Fully adjustable
	Flush mount in ceiling. Dual load for light & ventilation. One additional sensor extendable. **Code: OS-465S**	3 x Detector for High sensitivity	Plug in terminal block for easy installation. Dual load switching 4 element sensor for high sensitivity.

	Ceiling or wall **IP45**	Ceiling or wall **IP44**			
					
Code	**OS-181C**	**JQ26 230VAC**	**JQ26 12VDC**	**JQ701**	**JQ43**
Volts	230VAC	220-240VAC	12VDC	220-240VAC	220-240VAC
Output	1840W Incandescent 1000W HV Halogen 300VA LV Halogen 400VA Fluorescent	1100W Incandescent Load	120W Incandescent Load	600W Incandescent load	150W Incandescent load
Range/Angle	10m/270˚ at 2.5m(H)	12m/180˚ at 2m(H)		6m ± 2m/ 360˚	6m ± 2m/ 360˚
Size (mm)	129 x 80 x 63	220 x 86 x 55		85L x Ø73	64L x Ø45
Light On Timer	6s - 10min	8s - 6min		8s - 6min	5s - 8min
LUX	5lux-2000lux	2 lux - Daylight		3 lux - Daylight	10 lux - 2000 lux
	Can be fitted to wall or ceiling or a corner. Waterproof. Test function.	Fully weather proof and easy to install.		Easy to mount. Cut-out: Ø56.5mm	Easy to mount. Cut-out: Ø40mm

AIR CONDITONER OCCUPANCY SENSOR

Reduce Energy Costs by up to 80%

EcoSense copies the "off" signal from the A/C remote controller, thereby ensuring the A/C goes through its correct shut down procedure



ECO 2000/4001



ECO-RC



ECO-WD **ECO-PS**

Eco 2000

Code	**ECOS-2000**
Supply Voltage	5x AAA battery (no mains required)
Description	EcoSense 2000 will scan the room for occupancy, when no occupancy has been detected after a pre-set time delay. A signal will be transmitted to the A/C to switch off

Eco 4001

Code	**ECOS-4001**
Supply Voltage	110-230VAC
Description	Universally compatible with any A/C that can be operated by remote controller. This model is mains powered and can be fitted directly adjacent to your A/C unit, therefore no connecting cables will be visible. Compatible with wireless accessories to further increase efficiency.

Accessories for ECOS-4001

Code	**Description**
ECO-RC-PLUS	Intelligent remote control to limit temperature range
ECO-WD	Wireless door and window sensor - switch off the air conditioner if a door/window is open
ECO-PS	Wireless PIR sensor - for extending detection range

©ACDC Dynamics

REMOTE CONTROL MICROWAVE SENSOR / DIMMING FUNCTION IP65



MC054V-RC-A

Microwave Sensor - Parameters can be conveniently set by remote control or via dip settings I Automatic dimming when used in combination with 1-10V dimmable control gear I 1-10V interface can match up stand-alone daylight sensor **MS01** and achieve daylight harvesting

Code	MC054V-RC-A
Rated Load	400W @ 120VAC, 800W @ 220-277VAC (Inductive), 800W @ 120VAC, 1200W @ 220-277VAC (Resistive)
Detection Area	5-7m @ 8m Mounting Height
Hold Time	5s / 30s / 1min / 3min / 5min / 10min / 20min / 30min
Daylight Sensor	Dip Switch & Remote Control 5lux / 15lux / 30lux / 50lux / 100lux / 150lux / disable
Stand-by Period	0s / 10s / 1min / 3min / 5min / 10min / 30min / + ∞
Stand-by Dim Level	10% / 20% / 30% / 50%
Mounting Height	15m Max.
Motion Detection	0.5 ~ 3m/s
Detection Angle	150° (Wall Installation) 360° (Ceiling Installation)
Size	Ø72 x 59mm

Remote Control - Works in conjunction with **MC054V-RC-A**

Code	MH01
Description	Remote Set-up Control



MH01



MS01

Daylight Sensor / Photocell (for Daylight Harvesting) - Works in conjunction with **MC054V-RC-A**

Code	MS01
Operating Voltage	1 - 10VDC
Dimming Range	10% - 100%
Mounting Height	3 - 4m
Daylight Sensor	100 - 1000lux
Size	Ø21.5 x 60mm

DAYLIGHT SWITCHES







NEW



plug-in for fast replacement
LC-11 Base & Bracket



LC-10



Code	CA-22015	CA-22006	LA10	LA16	LA16-VDC	LC-10	LC-11	CDS-15A
Light Off Delay Timer	–	–	30sec		30sec	–		60sec
Load	15A	6A	10A	16A	16A @ 12-30VDC 1.5A @ 31-48VDC	10A		200W fluorescent 1000W incandescent
Lux	Fixed On 31.5 / Off 12.5 Lux		Fixed On 60 Lux / Off 40 Lux			On ≤ 20Lux / Off ≥ 80 Lux		Adj. 5-300 Lux with LED Lux adj. indication

Panel Fitted Daylight Switch

WITH BLUE TOOTH



Bluetooth Connectivity for IOS4s/Android 4.0 & above

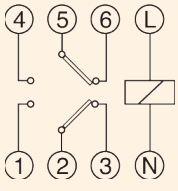

Astro Nova fits inside your distribution board. Enter in your co-ordinate or city & it will control your lights perfectly!

Code	ASTRO NOVA
Accessory (Bluetooth Dongle)	OB709971
Power Supply	230VAC (6VA)
Switching Capacity	16(10)A/250V AC 2C/O
Operating Accuracy	±1sec/day at 23°C
Switching Accuracy	Better than 1 second
Battery Back-up	10 years (Lithium battery)
Memory Spaces	22
Auto change summer/winter	Yes
Max Recommended Load	
Incandescent	3000W
Non-compensated Fluorescent	1200W

OR1

Daylight Switch IP65



Size 95(D) x 32(W) x 46(H) mm

Mini Daylight Switch



DC Daylight Switch

NEW 12V



Code	MS15	JQ45	JQGM01	LR5 12VDC
Timer	20sec	–	–	–
Load	16A	100W	32W	6A
Lux	Fixed On 60Lux / Off 40Lux	< 10 Lux	< 10 Lux	Fixed On 60Lux / Off 40Lux

2-year warranty on all LED products & 1-year warranty on battery-operated products, unless specified.
LED warranty void without surge protection. Refer to page 24.135.
©ACDC Dynamics

CONTROLLERS FOR LED STRIPS







Code	MINI-RGB	MINI-RGBW	MINI-SINGLE	MINI-AMP	MINI-WIRELESS-RGB	MINI-WIRELESS-RGBW	RGB-LINK/5
Description	12VDC Colour Controller		12VDC Single Colour Controller Dimmer	RGB LED Amplifier to be used every 5 meters	RF Wireless RGB LED Controller	RF Wireless RGBW LED Controller	4 Pin RGB Link
Watts	Max 144W		Max 144W	-	Max 144W	Max 144W	-







DC PWM Bell Press Dimmer - Ideal for LED Strip Light I for zone controlling see dimmer section in accessories.



Code	SP106F	RGBW-AMP	GT-2601	WD95-DC12	WLD95-DC12	DC-PWM-96W-LED
Supply Volts	12VDC	12 - 24VDC	12VDC	12VDC	12-24VDC	9VDC-48VDC
Description	RGB Amplifier 48W (4A)	RGBW Amplifier 4 Channel, 6A per Channel	RGB Controller 6A per Channel	Wired dimmer 96W (8A)	Wireless dimmer 48W (4A)	No minimum load I Suitable for 12VDC and 24VDC strip LED's I Digital control provides accurate and flicker free dimming to very low intensity
Size (mm)	104 x 65 x 24	115 x 72 x 42	105 x 75 x 29	89 x 59 x 35	65 x 39 x 22	36 x 36 x 12

RGB



RGB



CCT



RGB



RGBW



Code	SP107F	FUT-005N	FUT-022	FUT-025	RGBW-CON
Supply Volts	12/24VDC	12/ 24VDC	12-24VDC	12-24VDC	12-24VDC
Description	RGB Controller with remote for preloaded programs (Fading & Flashing effects) 45 Watts (4A) per channel. 9 Changing Patterns.	LED RGB Controller with remote control. Dimming function & 15 colour changing patterns set via remote. 6A per channel. Direct colour selection via colour wheel.	Colour temperature adjustable and dimmable. 6A per Channel.	RGB Colour changing and dimmable. 6A per Channel.	RGB+W Colour changing and dimmable. 6A per Channel.

©ACDC Dynamics

NEW

STAIRWAY LIGHTING CONTROLLERS



MLU300-IR-WR

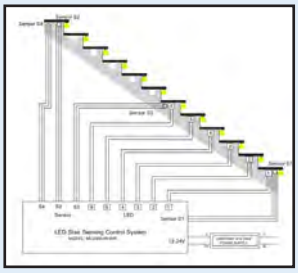



ELU300-D1-IR

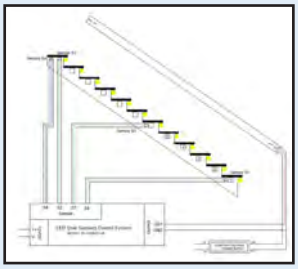



DMX Stair Case Lighting - The DMX controller is used for Dynamic Lighting of the stairs. The back light is switched on with the subsequent step, depending on motion direction: ascending or decending

Controller

Code	Input/Output Voltage	Input Signal Channels	Output Channels	Size
MLU300-IR-WR	12-24VDC	4	50 Max	168 x 39 x 30

Decoder

Code	Input/Output Voltage	Input Signal Channels	Output Channels	Size
MLU500-3-8A	12-24VDC	4	3	168 x 39 x 30
MLU500-4-8A	12-24VDC	4	4	168 x 39 x 30
MLU500-5-8A	12-24VDC	4	5	168 x 39 x 30

Pixel Handrail Lighting - The LED Handrail controller is used to create a meteor effect on the handrail. The effect will depend on motion direction: ascending or descending. Only Compatible with WS2811 IC LED Strip

Controller

Code	Input/Output Voltage	Input Signal Channels	Output Channels	Size
ELU300-D1-IR	12VDC	4	1	168 x 39 x 30

Accessories

Code	Description
MLS008-PIR	Motion Sensor - Used to trigger direction
MLS008-BRC	Day light sensor
IR-K2	IR Remote Control - Program Scenes

SMART LED STRIP LIGHT DIMMER & CONTROLLERS IP20

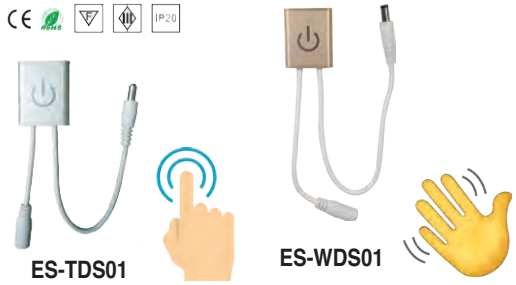

ES-TDS01 ES-WDS01

Touch (On / Off & Dimming) - Metal body I Touch time < 2 seconds, on / off function I Touch time > 2 seconds, dimming will gradually rise to full brightness, alternatively lower brightness

Wave (On / Off & Dimming) - Wave your hand infront of dimmer I Waving time < 2 seconds, on / off function I Touch time > 2 seconds, dimming will gradually rise to full brightness, alternatively lower brightness

Code Touch	Code Wave	Input Voltage	Function	Max. Power
ES-TDS01	ES-WDS01	DC12V / DC24V	Single Colour	36W at DC12V 72W at DC24V



IR Sensor

IR Sensor Switch - Normally mounted in wardrobe and drawer I Open door , light ON I Close door , light OFF

Code	Input Voltage	Function	Max. Power
ES-IRS03	DC12V / DC24V	Single Colour	36W at DC12V 72W at DC24V



ES-BDS01 ES-BDS02 ES-BDS03



ES-WFD01 ES-WFD02 ES-WFD03

Bluetooth Controller - Bluetooth 4.1 I Support IOS & Android I Download "Wilight" from Apple Store or Google Play I Search the connected light I Control the light by "Wilight" App

Wi-Fi Controller - Remote control LED lamps by App I Support 16 million colour selection and brightness control I Timing function, set schedule to switch on/off lights I Colour change with rhythm of music on smart device | Works with Amazon Alexa & Google home, control lights by voice

Code Bluetooth	Code Wi-fi	Input Voltage	Function	Max. Power
ES-BDS01	ES-WFD01	DC12V / DC24V	Single Colour	36W at DC12V 72W at DC24V
ES-BDS02	-	DC12V / DC24V	RGB	36W at DC12V 72W at DC24V
ES-BDS03	ES-WFD03	DC12V / DC24V	RGBW	36W at DC12V 72W at DC24V

2-year warranty on all LED products & 1-year warranty on battery-operated products, unless specified.
LED warranty void without surge protection. Refer to page 24.135.
©ACDC Dynamics

DIMMERS


Tactile 500W/800W


Tactile 125W


Rotary 225W


Rotary 500W/800W


Rotary 0-10V/1-10V


DC-PWM-96W-LED

Shuttle Dimmers & Controllers - LED Dimmers with no Minimum Load/Under Voltage, High Frequency AC Transient & Surge Protection I Fits in Standard 4 x 2 Boxes I Create your own Dimmer with your choice of Plates I Trailing or leading Edge Dimming Method

Dimming Method		Universal Dimming (Leading & Trailing) Default Trailing			NEW PWM 0-10V / 1-10V	NEW DC PWM 9-48VDC
Watts	Amps	Tactile Code	Rotary Code	Tactile Code	Rotary Code	Bell Press Code
96W	2-10A	-	-	-	-	DC-PWM-96W-LED
125W	0.55A	DM-125W-LED	-	-	-	-
225W	1A	-	DMR-225W-LED	-	-	-
500W	2.2A	DM-500W-LED	DMR-500W-LED	LDM-500W-LED	-	-
800W	3.6A	DM-800W-LED	DMR-800W-LED	-	-	-
1800VA	10A	-	-	-	SDIMR-1-10V-1800VA	-

Note: Please refer to Shuttle Compatibility list to confirm max number of lamps per dimmer I www.shuttlelighting.com



Code	Description
DM-MZC	Allows co-ordinated or independant control of multiple tactile dimmers

UNIVERSAL



Universal Dimmer - Compatible with all types of lamps except constant power lamps I Dimmer control bell press & digital control

Code	DIM-CG-100
Input Voltage	230VAC
Dimming Range	100%
Max. Load	5-100W
Load Type	Fluorescent / LED / Halogen / CFL / Incandescent
Size (mm)	50 x 50



Compact Universal Dimmer Easy to turn a traditional switch into a intelligent LED dimmer I Bell Press or Rocker Switch

Code	890300
Input Voltage	230VAC
Dimming Range	100% (6% Steps)
Max. Load	1-100W
Load Type	LED
Size (mm)	36 x 36 x 12



- CE Approved
- 470kΩ Pot supplied
- EMC Low Noise
- Incandescent or Halogen Lamps

Industrial Dimmer

Code	Rating	Size (mm)
RTS38	230V 1400W	115 x 105 x 65

ORBIS DIMMER & TIMERS



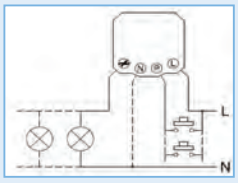

Orbis LED Dimmer - All Dimmable lamps except 12VDC LEDs operating with electromagnetic transformers I Suitable for Leading and Trailing Edge lamps I Neutral connection not required, only required for LED lamps that flicker or do not turn off I Suitable for 2-way switching

Code	DIM-LED
Input Voltage	230VAC
Adjustment Type	Lamp 1 (Trailing Edge), Lamp 2 (Leading Edge)
Installation	Optional Neutral Connection (based on lamp characteristics)
Minimum Load	3W
Maximum Load	100VA (LED)



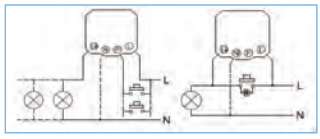

Orbis LED Timer - All lamp types, except LEDs operating with electromagnetic transformers or any type of fluorescent lights I Adjustable timing I Resettable I Additional push buttons can be fitted I Provides for fans and extractor control.

Code	TEMPO-LED
Input Voltage	230VAC
Timing Range	15s - 15min
Installation	Optional Neutral Connection (based on lamp characteristics)
Minimum Load	3W
Maximum Load	100VA (LED), 50VA (Extractor Fan)



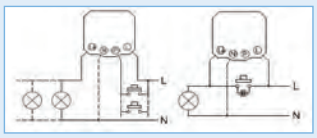

Orbis LED Timer & Dim - Initial 100% Lighting intensity during set time. Adjustable from 15s - 15min I After the set time has expired, light intensity is reduced to 25% maintaining a courtesy or safety level of light, either permanently or for a limited period of time (between 7min and 5min). Suitable for all dimmable lamps, except LEDs 12VDC operating with electromagnetic transformers.

Code	TEMPO-LED-2N
Input Voltage	230VAC
Timing Range	15s - 15min
Standby Lighting Timer	1-5min / ∞
Installation	Optional Neutral Connection (based on lamp characteristics)
Minimum Load	3W
Maximum Load	100VA (LED)

©ACDC Dynamics

2-year warranty on all LED products & 1-year warranty on battery-operated products, unless specified.
LED warranty void without surge protection. Refer to page 24.135

DMX CONTROLLERS







Code	DMX-512-12V	SRC-174	SRC-144
Description	• 5 Channels, each channel 8A, 480W@12V, 960W@24V. • RJ45, 5 Pin XLR or 3 Pin XLR screen terminal selectable. • 1ch to 5 ch selectable • PWM Output resolution ratio 8 bits, 16 bits selectable. • PWM Frequency selectable from 500Hz - 9KHz. • Dimming curve gamma value selectable from 0.1 - 9.9	• Allows you to program 12 scanners with 16DMX channels each, • 30 banks of 8 programmable scenes, 6 chases of 240 scenes using 8 channel sliders, a joystick, and other buttons. • With the ease of the joystick, you can accurately control the movement of a fixture. • In addition, two units can set up communication so that they can send or receive a complete file dump. • Fog machine output and activation button.	• 230VAC 52 Channel DMX Controller • Easy-to-use DMX controller for programming up to 9 intelligent lights • 52 Channels with 9 projector banks of 4 channels each • Scene, program and projector LED displays • 9 programs with up to 50 steps per program • Fade and Speed Control • Built-in microphone for sound-active mode DC 9V power supply included

DMX DECODERS

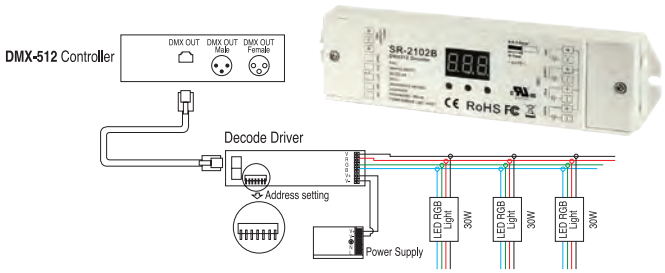

DMX 512 Decoder

Code	IMG-DV512
Input Voltage	12-36VDC
Load Current	4ch, 5A
Load Power	240W@12V, 480W@24V, 720W@36V
Output Signal	PWM
Decoding Signal	DMX512
RGB Changes	1
Size (mm)	130 x 40 x 35

BOX TYPE SWITCH MODE POWER SUPPLIES

Chassis Mount Supply Volts: 170 - 260VAC

- Output Accuracy: ±2%
- Load Regulation: ±2%
- Overload Protection
- Short Circuit Protection

BC1


15W


25W


40-200W


250W-350W


480W

Watts	Code 5VDC	Amps	Code 12VDC	Amps	Code 24VDC	Amps	Code 48VDC	Amps	Size (mm) W x L x H
15W	SNP-15W/5	3A	SNP-15W/12	1.3A	—	–	—	–	70 x 39 x 31
25W	SNP-25W/5	5A	SNP-25W/12	1.7A	SNP-25W/24	1.1A	—	–	80 x 48 x 22
40W	—	–	SNP-40W/12	3.5A	SNP-40W/24	1.8A	—	–	110 x 79 x 35
60W	SNP-60W/5	10A	SNP-60W/12	5A	SNP-60W/24	2.5A	SNP-60W/48	1.25A	110 x 79 x 35
100W	SNP-100W/5	20A	SNP-100W/12	8.5A	SNP-100W/24	4.5A	—	–	129 x 98 x 38
120W	—	–	SNP-120W/12	10A	SNP-120W/24	5A	SNP-120W/48	2.5A	129 x 98 x 38
150W	—	–	SNP-150W/12	12.5A	SNP-150W/24	6.2A	—	–	160 x 98 x 50
200W	—	–	SNP-200W/12	16.5A	SNP-200W/24	8.3A	SNP-200W/48	4.2A	160 x 98 x 50
250W	—	–	SNP-250W/12	20A	SNP-250W/24	10A	SNP-250W/48	5A	160 x 98 x 50
350W	—	–	SNP-350W/12	30A	SNP-350W/24	15A	SNP-350W/48	7.5A	199 x 98 x 50
480W	—	–	—	–	SNP-480W/24	20A	—	–	240 x 125 x 65

2-year warranty on all LED products & 1-year warranty on battery-operated products, unless specified.
LED warranty void without surge protection. Refer to page 24.135.

©ACDC Dynamics

MEANWELL POWER SUPPLIES & DRIVERS

3 Year Warranty



Code	Output			Input	Size (mm)
	Power	DC Voltage	Current	Voltage	
Power Supplies - LRS Series IP30					
LRS-35-12	35W	12V	3A	AC85-264V	99 x 82 x 30
LRS-35-24		24V	1.5A		
LRS-50-12	50W	12V	4.2A	AC85-264V	99 x 82 x 30
LRS-50-24		24V	2.2A		
LRS-75-12	75W	12V	6A	AC85-264V	99 x 97 x 30
LRS-75-24		24V	3.2A		
LRS-100-12	100W	12V	8.5A	AC85-264V	129 x 97 x 30
LRS-100-24		24V	4.5A		
LRS-150-12	150W	12V	12.5A	85-132VAC/ 170-264VAC	159 x 97 x 30
LRS-150-24		24V	6.5A		
LRS-200-12	200W	12V	17A	AC180-264V	215 x 115 x 30
LRS-200-24		24V	8.8A		
LRS-350-12	350W	12V	29A	AC180-264V	215 x 115 x 30
LRS-350-24		24V	14.6A		

- Can be used in Class 1, Division 2 hazardous luminaires
- 1 - 10V or PWM Signal or resistance dimming
- Output Volts: 30 - 40V
- Output Volts Regulation: 0.5%

5 Year Warranty



Power Supplies - HLG Series - Built-in Active PFC Function **IP67**					
HLG-40H-36A	40W	36V	1.12A	AC90-305V	171 x 61.5 x 368
HLG-60H-36A	60W	36V	1.7A	AC90-305V	171 x 61.5 x 368
HLG-80H-36A	80W	36V	2.3A	AC90-305V	195 x 61.5 x 368
HLG-100H-36A	100W	36V	2.65A	AC90-305V	220 x 68 x 38.8
HLG-120H-36A	120W	36V	3.4A	AC90-305V	220 x 68 x 38.8
HLG-150H-36A	150W	36V	4.2A	AC90-305V	228 x 68 x 38.8
HLG-185H-36A	185W	36V	5.2A	AC90-305V	228 x 68 x 38.8
HLG-200H-36A	200W	36V	5.5A	AC90-305V	244 x 68 x 39
HLG-240H-36A	240W	36V	6.7A	AC90-305V	244.2 x 68 x 38.8
HLG-320H-36A	320W	36V	8.9A	AC90-305V	252 x 90 x 43.8

2 Year Warranty



Power Supplies - APV Series IP30					
APV-12-12	12W	12V	1A	AC90-264V	77 x 40 x 29
APV-12-24		24V	0.5A		
APV-16-12	16W	12V	1.25A	AC90-264V	77 x 40 x 29
APV-16-24		24V	0.67A		
APV-25-12	25W	12V	2.1A	AC90-264V	84 x 57 x 295
APV-25-24		24V	1.05A		
APV-35-12	35W	12V	3A	AC90-264V	84 x 57 x 295
APV-35-24		24V	1.5A		

2 Year Warranty



Power Supplies - LPV Series IP67					
LPV-20-12	20W	12V	1.67A	AC90-264V	118 x 35 x 26
LPV-20-24		24V	0.84A		
LPV-35-24	35W	24V	1.5A	AC90-264V	148 x 40 x 30
LPV-60-12	60W	12V	5A	AC90-264V	162.5 x 42.5 x 32
LPV-60-24		24V	2.5A		
LPV-100-12	100W	12V	8.5A	AC90-264V	190 x 52 x 37
LPV-100-24		24V	4.2A		
LPV-150-12	150W	12V	10A	AC180-305V	191 x 63 x 37.5
LPV-150-24		24V	6.3A		

©ACDC Dynamics

2-year warranty on all LED products & 1-year warranty on battery-operated products, unless specified.
LED warranty void without surge protection. Refer to page 24.135

LED CONSTANT VOLTAGE DRIVERS - VS



Easyline - 12V - IP20 I Electronic short circuit protection I Overload protection I Protection against "No-Load" operation I Protection class II

Code	Watts	Current (A)	Output Volts	Dimensions (mm)
186621	60W	5	12V	180 x 45 x 19
186623	100W	8.40	12V	300 x 40 x 30

Comfort Line - 24V - IP20 I Electronic short circuit protection I Overload protection I Protection against "No-Load" operation I Protection class II

Code	Watts	Current (A)	Output Volts	Dimensions (mm)
186625	60W	2.5	24V	153 x 41 x 32
186627	120W	5	24V	300 x 40 x 30



Easyline - 12V - IP67 I Electronic short circuit protection I Overload protection I Protection against "No-Load" operation I Protection class II

Code	Watts	Current (A)	Output Volts	Dimensions (mm)
186629	75W	6.25	12V	155 x 50 x 32
186630	100W	8.34	12V	206 x 69 x 37
186631	150W	12.5	12V	206 x 69 x 37

Comfort Line - 24V - IP67 I Electronic short circuit protection I Overload protection I Protection against "No-Load" operation I Protection class II

Code	Watts	Current (A)	Output Volts	Dimensions (mm)
186432	75W	3.125	24V	180 x 42 x 34
186433	100W	4.2	24V	206 x 68 x 37
186434	150W	6.25	24V	206 x 68 x 37

LED DRIVERS



PSU-2.5/12

IP68 - Supply Volts 170 - 250VAC I Short Circuit protection I Overload protection

Code	Watts	Current (A)	Output Volts	Dimensions (mm)
PSU-1.5/12	20W	1.5	12VDC	162 x 27 x 21
PSU-2.5/12	30W	2.5	12VDC	177 x 31 x 21
PSU-5/12	60W	5	12VDC	133 x 62 x 38
PSU-8.3/12	100W	8.3	12VDC	205 x 132 x 65
PSU-12.5/12	150W	12.5	12VDC	205 x 117 x 58



APT-MR16-12V



APT-AR111-15V



LHV100W24

LED Drivers - Constant Voltage

Code	Volts In	Volts Out	Current Out	Power	Size (mm)	For use with
APT-MR16-12V	90-264VAC	12VDC	500mA	6W	51 x 42 x 23	–
APT-AR111-15V	90-264VAC	15VDC	800mA	12W	60 x 20 x 32	LEDAR111
LHV100W24	220-240VAC	24VDC	4.2A	100W	180 x 88 x 36	–

LED DIMMABLE DRIVER IP65

Constant Voltage



Code	LEA-103C	LEA-105A	LEA-108A	LEA-112-A	LEA-115A
Input Voltage	100-277VAC				
Constant Voltage	12VDC				
Output Power	36W	60W	96W	150W	200W
Protection	Short Circuit, Overload, Over Heat				
External Dimming Control	0-100% (1-10V)				
Size (mm)	260 x 29 x 20	178 x 68 x 53	240 x 68 x 53	256 x 80 x 53	256 x 80 x 53

2-year warranty on all LED products & 1-year warranty on battery-operated products, unless specified.
LED warranty void without surge protection. Refer to page 24.135.

©ACDC Dynamics

NEW

CONSTANT CURRENT DRIVERS - TCi IP20



Professional Dali 38 with Programmable Current (Dimmable) - Multi-power driver with dip switch for the selection of the output current I Dali 2 dimming (Compatible with standard Dali interfaces) and push switch dimming, 0/1% - 100%

Code	Max Output	Current Output DC	Voltage Output DC	Dimensions
127490	16-38W	300-1050mA	10-54V	146.5 x 44 x 30mm

LED CONSTANT CURRENT DRIVERS - VS IP20



Easy Line LED Driver - Electronic Short-Circuit Protection I Over-Load Protection I Protection Against "No Load" Operation I Protection Class II I Secondary Side Switching of LED Modules is not allowed

Code	Max Output	Current Output DC	Voltage Output DC	Dimensions (mm)
VS186341	12.6W	350mA	8.4 - 36V	123 x 45 x 19
VS186431	20W	350mA	18 - 57V	123 x 45 x 19
VS186350	20.3W	700mA	8 - 29V	123 x 45 x 19
VS186502	47W	1050mA	27 - 45V	171 x 41 x 32



Easy Line LED Driver - Dimmable - Dimmable with Phase Cutting Trailing Edge Dimmer I Minimum dimmer load has to be observed (150mA - 700mA / Max 6 - 36W) I Electronic Short-Circuit Protection I Over-Load Protection I Protection Against "No Load" Operation I Protection Class II

Code	Max Output	Current Output DC	Voltage Output DC	Dimensions (mm)
NEW 186710	10W	250mA	20-40V	115 x 45 x 25
186449	12W	250mA	27 - 48V	123 x 45 x 19
186416	25W	700mA	22 - 36V	153 x 41 x 32
186451	36W	700mA	32 - 52V	171 x 41 x 32



Easy Line LED Driver - With Selectable Current - The required current output can be chosen by selecting the respective pin at the output terminal I Temporary Electronic Short-Circuit Protection I Protection Against "No Load" Operation I Protection Class II I Secondary Side Switching of LED Modules is not allowed

Code	Max Output	Current Output DC	Voltage Output DC	Dimensions (mm)
186463	10W	250mA	17 -40V	103 x 67 x 31
	14W	350mA		
	20W	500mA		

NEW



Easy Line LED Driver - DIP Switch - Selectable current output by Dip Switch I Over load protection I Typical Applications: Shop Lighting, Office Lighting, Residential Lighting and Downlights

Code	Max Output	Current Output DC	Voltage Output DC	Dimensions (mm)
187116	6.3W	150mA	10-42V	97 x 43 x 30
	8.4W	200mA		
	10.5W	250mA		
	12.6W	300mA		
	14.7W	350mA		
	16.8W	400mA		
	18.9W	450mA		
	21W	500mA		
187117	24W	600mA	28-40V	97 x 43 x 26
	26W	650mA		
	28W	700mA		
	32W	800mA		
187119	34W	850mA	28-40V	97 x 43 x 26
	36W	900mA		
	38W	950mA		
	42W	1050mA		



Comfort Line LED Driver - With Selectable Current - The required current output can be chosen by selecting the respective pin at the output terminal I Electronic Short-Circuit Protection I Over-Load Protection I Protection Against "No Load" Operation I Protection Class II.

Code	Max Output	Current Output DC	Voltage Output DC	Dimensions (mm)
186444	40W	350mA	57 - 114V	359 x 30 x 21
		500mA	40 - 80V	
		700mA	28 - 57V	
186443	79W	350mA	120 - 225V	359 x 30 x 21
	84	500mA	80 - 170V	
		700mA	60 - 120V	

©ACDC Dynamics

LED CONSTANT CURRENT DRIVERS - VS IP20



Primeline LED Driver - With Programmable Current (Dimmable) - The output current can be freely adjusted in 1mA steps between 350mA and 700mA (Factory Setting 350mA) I Dimming function is achieved by applying a pwm signal to the nominal current. Dimming Range: 1 to 100%. If no dimming interface is connected, brightness will stay at 100% I Dali and push button dimming is possible I Secondary side switching of LED modules is allowed (Hot wiring).

Code	Max Output	Current Output DC Programable	Voltage Output DC	Dimensions
186465	24W	350 - 700mA	14 - 34V	104 x 67 x 31
186572	37W	350 - 700mA	30 - 53V	125 x 79 x 33
NEW 186578	84W	350 - 700mA	60 - 220V	359 x 30 x 21



LED Set - The Output Current can be Freely Adjusted Between 275mA and 700mA by Using a Resistor I Dimming function is achieved by applying a pwm signal to the nominal current. Dimming Range: 1 to 100%. I Dali and push button dimming is possible.

186565	42W	275 - 700mA (350mA Factory Set)	30 - 153V	359 x 30 x 21

LOW VOLTAGE ELECTRONIC TRANSFORMERS



T-35ET



GF-60/105/150

Electronic Transformers for Low Voltage Lamps - Dimmable

Code	Lamp Watts	V-in	V-out	Size (mm)	Ta	Tc	Hz-in	Hz-out
T-35ET	35W	230-240V	11.2	90 x 40 x 18	-25 – +50°C	50°C	50-60	34kHz
GF-105*	35-105W	230-240V	11.4	146 x 44 x 23	-25 – +40°C	75°C	50-60	34kHz
GF-150*	35-150W	230-240V	11.4	166 x 41 x 31	-25 – +40°C	75°C	50-60	34kHz
ET210	50-210W	230-240V	11.5	200 x 43 x 39	-20 – +50°C	70°C	50-60	34kHz

*Conformity: EN61046; EN55015; EN61547; EN61000 & EN50082-1. Surge withstanding capability is 3.75kV.

DIMMABLE ELECTRONIC TRANSFORMERS

Zero Minimum Load

Indoor IP20







Outdoor IP56







Code	ETZ-60	ETZ-105	ETZ-210	ETW-60	ETW-105	ETW-210
Input Voltage	230VAC±10%					
Nominal Input Current	0.27A	0.46A	0.93A	0.23A	0.46A	0.93A
Voltage Output	11.5VAC					
Power Range	0-60W	0-105W	0-210W	0-60W	0-105W	0-210W
Current Output	5.2A	9.1A	18.2A	5.2A	9.1A	18.2A
Size (mm)	95 x 41 x 27H	108 x 44 x 33H	167 x 52 x 38H	73 x 41 x 27H	81 x 44 x 33H	167 x 52 x 38H

LOW VOLTAGE ELECTRONIC TRANSFORMERS IP20



VS186173

VS186077

VS186098

Independant Electronic Converters - Liteline - For low voltage halogen incandescent lamps 12V I Protection against "no load" operation I protection against short-circuit: Electronic switch-off with automatic restart I Suitable for installation in furniture and on combustible surfaces I Dimming: Optional with phase-cutting leading-edge or phase-cutting trailing-edge dimmer

Code	Wattage	Primary	Output	Size (mm)
VS186173	10-60W	220-240V	12VAC	22 x 36 x 103
VS186077	20-105W	230-240V	12VAC	28 x 37 x 128

2-year warranty on all LED products & 1-year warranty on battery-operated products, unless specified.
LED warranty void without surge protection. Refer to page 24.135.

©ACDC Dynamics

STANDARD ELECTRONIC BALLASTS



220-240V Electronic Ballast for T5 lamp rapid start non-dimmable. EEI - A2.

Single Tube Code	Lamp Watts	Size (mm) L x H x W	Double Tube Code T8	Lamp Watts	Size (mm) L x H x W
5L-14E	14W	225 x 28 x 30	5L2-14E	2 x 14W	285 x 28 x 30
5L-21E	21W	225 x 28 x 30	5L2-21E	2 x 21W	285 x 28 x 30
5L-28E	28W	225 x 28 x 30	5L2-28E	2 x 28W	285 x 28 x 30
SIS114-35	14-35W	360 x 30 x 26	-	-	-
5L-24E	24W	280 x 25 x 30	5L2-24E	2 x 24W	280 x 30 x 30
5L-35E	35W	280 x 30 x 30	5L2-35E	2 x 35W	280 x 30 x 30
5L-49E	49W	280 x 30 x 30	5L2-49E	2 x 49W	280 x 30 x 30
220-240V Compact Ballast for T5 Lamp Pre-heat Start Non-Dimmable					
5IC-24E	24W	365 x 28 x 30	5IC2-24E	2 x 24W	425 x 28 x 36
5IC-54E	54W	425 x 28 x 30	5IC2-54E	2 x 54W	425 x 28 x 36



220-240V Electronic Ballast for T8 lamp Rapid Start Non-Dimmable. EEI - A2.

Single Tube Code T8	Lamp Watts	Size (mm) L x H x W	Double Tube Code T8	Lamp Watts	Size (mm) L x H x W
*L-18E	18W	225 x 28 x 30	*L2-18E	2 x 18W	225 x 28 x 30
*L-30E	30W	225 x 28 x 30	*L2-30E	2 x 30W	225 x 28 x 30
*L-36E	36W	225 x 28 x 30	*L2-36E	2 x 36W	225 x 28 x 30
*L-58E	58W	225 x 28 x 30	*EBT-265	2 x 58W	225 x 28 x 30

* For 110V add voltage to end of code eg: **L-18E/110VAC**

T8 Pre-Heat

Single Tube Code T8	Lamp Watts	Size (mm) L x H x W	Double Tube Code T8	Lamp Watts	Size (mm) L x H x W
180-264V Compact Ballast for T8 Lamp Pre-heat Start Non-Dimmable					
IC-36E	36W	365 x 28 x 30	IC2-18E	2 x 18W	365 x 28 x 30
IC-58E	58W	365 x 28 x 30	IC2-36E	2 x 36W	425 x 28 x 36
			IC2-58E	2 x 58W	425 x 28 x 36

VS COMPONENTS



Electronic T8 Ballast - Warm Start - 220-240VAC

Code	Wattage	Type	Base	Size (mm)
188704	18W / 36W	T8	G13	230 x 41 x 28
188705	2 x 18W / 36W	T8	G13	230 x 41 x 28
188706	1 x 58W	T8	G13	230 x 41 x 28
188707	2 x 58W	T8	G13	230 x 41 x 28
188744	3 x 18W / 4 x 18W	T8	G13	230 x 41 x 28



Electronic T5 Ballast - Warm Start - 220-240VAC

Code	Wattage	Type	Base	Size (mm)
188921	1 x 14W / 1 x 21W / 1 x 28W / 1 x 35W	T5	G5	230 x 30 x 21
188921	2 x 14W / 2 x 21W / 2 x 28W / 2 x 35W	T5	G5	230 x 30 x 21
188438	3 x 14W / 4 x 14W	T5	G5	230 x 41 x 28
188142	1 x 54W	T5	G5	359 x 30 x 21
188618	2 x 54W	T5	G5	359 x 30 x 21
188144	1 x 80W	T5	G5	359 x 30 x 21
188619	2 x 80W	T5	G5	359 x 30 x 21

©ACDC Dynamics

2-year warranty on all LED products & 1-year warranty on battery-operated products, unless specified.
LED warranty void without surge protection. Refer to page 24.135

VS COMPONENTS



Electronic Ballast for multiple wattage CFL Lamps - 220 / 240VAC

Code	Wattage	Type	Base	Size (mm)
188700	18-40W	TC-DEL/TEL	2G10/2G11 2G x 13 G24q-3/Gx24q-3	103 x 67 x 31



HPS / Metal Hallide ballasts - 230 / 240VAC

Code	Wattage	Amps	Size LxBxH	Capacitor Required	Lamp Type
161367	35W	0.53A	108 x 66 x 53	6µF	HPS / MH
161379	50W	0.76A	108 x 66 x 53	8µF	HPS
571022	70W	0.98A	108 x 66 x 53	12µF	HPS / MH
570964	100W	1.20A	112 x 86 x 36	12µF	HPS / MH
571013	150W	1.8A	145 x 69 x 53	20µF	HPS / MH
570982	250W	3.00A	108 x 66 x 53	32µF	HPS / MH
178771	250W	3.00A	133 x 102 x 93	32µF	HPS / MH
571054	400W	4.45A	148 x 135 x 62	45µF	HPS / MH
533484	600W	6.20A	173 x 102 x 93	55µF	HPS
528548	1000W	10.3 / 9.5A	203 x 102 x 92	100 / 85µF	HPS / MH
NEW 571046	1000W	10.3 / 9.5A	248 x 235 x 160	100 / 85µF	HPS / MH
554304	2000W	8.8A	160 x 150 x 128	37µF	MH
554306	2000W	10.3A	160 x 150 x 128	60µF	MH



Mercury Vapour / Metal Hallide Ballast - 230VAC

Code	Wattage	Amps	Size LxBxH	Capacitor Required	Lamp Type
167304	80W	0.80A	108 x 66 x 53	8µF	MV
570968	80W	0.80A	112 x 69 x 53	8µF	MV
570969	125W	1.15A	112 x 86 x 36	10µF	MV
167367	250W	2.13A	145 x 66 x 53	18µF	MV / MH
570972	250W	2.13A	145 x 120 x 64	18µF	MV / MH
570971	400W	3.25A	180 x 69 x 53	25µF	MV / MH
528761	1000W	7.50A	173 x 102 x 92	60µF	MV
NEW 571255	1000W	7.50A	173 x 104 x 91	60µF	MV / MH



Standard Magnetic Ballast - 230VAC

Code	Output Wattage	Type	Base	Size (mm)
530941	18W	TC-F / TC-L	2G10 / 2G11 / 2G13	150 x 41 x 28
508183	18W / 20W	T8 / T12	G13	
529029	36W	TC-F / TC-L	2G10 / 2G11	150 x 41 x 28
	36W / 40W	T8 / T12	G13	
508186	58W	T-U	2G13	190 x 41 x 28
	58W / 65W	T8 / T12	G13	



35-400W



1000-2000W

Ignitors

Code	Wattage	Size LxBxH	Type	Pick V
140597	35-400W	78 x 34 x 27mm	Superimposed 3 Wire	4-5kV
140430	250-1000W	Ø50 x 80mm	Superimposed 3 Wire	4-5kV
140497	2000W	Ø50 x 98mm	Superimposed 3 Wire	4-5kV

2-year warranty on all LED products & 1-year warranty on battery-operated products, unless specified.
LED warranty void without surge protection. Refer to page 24.135.

©ACDC Dynamics

NEW

TCI COMPONENTS



T8

Electronic T8 Ballast - Preheat - 220-240VAC / EEI = A2

Code	Wattage	Type	Base	Size (mm)
TCIBLT8118	1 x 18W	T8	G13	280 x 30 x 29
TCIBLT8136	1 x 36W	T8	G13	280 x 30 x 29
TCIBLT8158	1 x 58W	T8	G13	280 x 30 x 29
TCIBLT8218	2 x 18W	T8	G13	280 x 30 x 29
TCIBLT8236	2 x 36W	T8	G13	280 x 30 x 29
TCIBLT8258	2 x 58W	T8	G13	280 x 30 x 29



T5

Electronic T5 - Preheat - 220-240VAC / EEI = A2

TCIBLT51X14	1 x 14W	T5	G5	280 x 265 x 29
TCIBLT52X14	2 x 14W	T5	G5	285 x 265 x 29



CFL

Electronic CFL Ballast - Preheat - 220-240VAC / EEI = A2

Code	Wattage	Type	Base	Size (mm)
BLC-116	1 x 5-7-9-11	TC-S/E	2G7	80 x 41 x 18
	1 x 10	TC-D/E	G24q-1	
	1 x 10-16	TC-DD	Gr10q	
BLC-121	1 x 13-18	TC-D/E	G24q-1/2	80 x 41 x 18
	1 x 13-18	TC-T/E	Gx24q-1/2	
BLC-124	1 x 18-24	TC-L	2G11	80 x 41 x 18
	1 x 18-24	TC-F	2G10	
	1 x 22	T-R5	2Gx13	
BLC-126	1 x 24	TC-L	2G11	80 x 41 x 18
	1 x 24	TC-F	2G10	
	1 x 26	TC-D/E	G24q-3	
	1 x 26	TC-T/E	Gx24q-3	
	1 x 22	T-R5	2GX13	

ELECTRONIC BALLAST PLCE



220-240V Electronic Ballast for PLCE Lamps

Single Code	Lamp Watts	Size (mm) L x H x W	Double Code	Lamp Watts	Size (mm) L x H x W
LP-13E	7-13W	102 x 30 x 67	–	–	–
LP-18E	18W	102 x 30 x 67	LP2-18E	2 x 18W	102 x 35 x 75
LP-26E	26W	102 x 30 x 67	LP2-26E	2 x 26W	102 x 35 x 75
LP-42E	42W	102 x 30 x 67	LP2-42E	2 x 42W	102 x 35 x 75

MAGNETIC BALLASTS



Ballast for Mercury Vapour Lamps 230V 50Hz

Code	Watts	Amps	Size (mm) L x W x H	Capacitor Required
Q80-612.2	80W	0.8A	112 x 66 x 53	8µF
Q125-613.2	125W	1.15A	112 x 66 x 53	12µF

*For 250W & 400W, See **M250.2** and **M400.2** below.*



High Pressure Sodium (HPS) and Metal Halide (MH) Lamps 230V 50Hz

Code	Watts	Amps	Size (mm) L x W x H	*Capacitor Required	For Lamp Type
SM70.2	70	1A	112 x 66 x 53	12µF	HPS/MH
SM100.2	100	1.2A	144 x 66 x 53	12µF	HPS
SM250.2	250	3.0A	180 x 66 x 53	32µF	HPS/MH
SM400.2	400	4.6A	185 x 75 x 65	50µF	HPS/MH

For Metal Halide and Mercury Vapour Lamps

M250.2	250	2.13A	144 x 66 x 53	18µF	MH/MV
M400.2	400	3.4A/3.25A	180 x 66 x 53	30µF	MH/MV
B1000S	1000	10.3A	203 x 102 x 92	100µF	HPS

©ACDC Dynamics

2-year warranty on all LED products & 1-year warranty on battery-operated products, unless specified.
LED warranty void without surge protection. Refer to page 24.135

MAGNETIC BALLASTS







DEB-G182



CLB318



CBP

Ballast for Tubular or Compact Fluorescent Lamps 230V 50Hz.

Code	Lamp	Watts	Size (mm) L x W x H
FL20	T8	18-26W	155 x 41 x 28
FL40	T8	1x36W or 2x18W	155 x 41 x 28
FL65	T8	58-65W	195 x 41 x 28
FC9	PL	7/9/11W	100 x 41 x 26
CB-508	PL	13/18W	95 x 41 x 28
CB800-26	PL	26W	155 x 41 x 28
CB800-42	PL	42W	155 x 41 x 28
Electronic Ballast Lamp Holder			
DEB-G182	PLC,PLCE (G24q, GX24q)	9-18W	ф40 x 50
Ballast for PL-Lamp c/w Holder			
CLB318	PLC		155 x 41 x 18

Control (Plastic) Box for PL-Lamp

Code Magnetic	Watts	Size (mm)	Code Electronic
CBP-213	2 x 13W c/w 3.25MF cap	254 x 52 x 100	EBP-214
CBP-218	2 x 18W c/w 4MF cap	254 x 52 x 100	EBP-218
CBP-226	2 x 26W c/w 8MF cap	254 x 52 x 100	EBP-226

LOW VOLTAGE TRANSFORMERS



L-Type

Iron Core Transformers 230V/12VAC complete with fuse. For Halogen Lamps.

Code	Amps @12V	No of Lamps per Transformer		
		50W	35W	20W
L-50VA	4.16A	1	1	2
L-100VA	8.33A	2	2	5
L-150VA	12.5A	3	4	7
L-200VA	16.6A	4	5	10
L-250VA	20.8A	5	7	12
L-300VA	25A	6	8	15
L-350VA	29.16A	7	10	17
L-400VA	33.33A	8	11	20
L-500VA	41.66A	10	14	25

IGNITOR / STARTERS

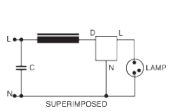

CD-7





UR150.20

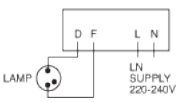

Ignitors for High Pressure Sodium and Metal Halide Lamps 220-240V 50/60Hz

Code	Type	Watts	Pick V.	Amps	°C	Size (mm) L x Ø
CD-7	Superimposed 3 Wire	35-400	3-4.5kV	1.8	105	90 x 35
CD-10	Superimposed 3 Wire	600-1000	3-4.5kV	1.8	105	90 x 35

Enclosed Control Gear C/W Ignitor, Capacitor and Ballast for HPS & MH

Code	Watts	Amps	Size (mm)
UR70.20	70	1	245 x 120 x 70
UR100.20	100	1.2	245 x 120 x 70
UR150.20	150	1.8	245 x 120 x 70
NB150GB (for metal halide only)	150	1.8	245 x 120 x 70

Report No.
EMI/2316/Y1022A & B
2330/YE1457A & B

FST2 & 4



Linear Fluorescent Lamp Starters

Code	Wattage	Voltage	Description
FST2	4-25W	220-240V	To be used with 2 x 18W Tube, single 40W ballast luminaire
FST4	4-85W	220-240V	For use with 3ft, 4ft and 5ft tubes

2-year warranty on all LED products & 1-year warranty on battery-operated products, unless specified.
LED warranty void without surge protection. Refer to page 24.135.
©ACDC Dynamics

EMERGENCY KIT WITH STANDBY FEATURE

Input Voltage: 230VAC



The Emergency Control unit has a standby inhibit function to conserve battery power during power failure I Maintained and Non-Maintained

Emergency Kit with Standby Power - Battery to be Ordered Separately

Code	Fluorescent Lamp Wattage	Emergency Duration	Dimensions (mm)
TLX-STBY	6 - 80W	20% 1hr	247 x 45 x 35

Battery - Nickle-Cadmium

Code	Battery Capacity	Voltage	Dimensions (mm)
TLX-BATT	5 x 2Ah	6V	110 x 46 x 26



220-240V Electronic Emergency Inverters for use with Electromagnetic and Electronic Ballasts

Code		Lamp		Size L x W x H	Spare Battery	Battery		Output Lumen
1H	3H	Type	Watts			Volts	Ah	
1A186018	–	T8/T5/G23	18-65W	190x40x35	5KRH23/43	6V	4	38%-10%
–	RP0701	G24/Gx24/2G11	18-65W	175x41x35	802027	3.6V	4	38%-10%

*Automatically cycles the battery every 4 weeks. Includes battery and LED battery indicator.
Provides power to all fluorescent lamps during power failure to provide a suitable level of illumination for evacuation.
Can be used for maintained and non-maintained illumination conversions.

NEW



Emergency Lighting Modules for TC and T Lamps - 6 to 80W with Self-Diagnosis function I Battery charging Time 24h

Code		Lamp		Size L x W	NiCd Battery	Battery		Output Lumens
1H	3H	Type	Watts			Volts	Ah	
188792	-	TC&T	6-80W	210 x 31 x 21	188823	4.8V	1.8Ah	3.7-43%
-	188793	TC&T	6-80W	210 x 31 x 21	188824	4.8V	4.5Ah	3.7-43%



188827

Accessories

Code	Description
188827	Holder for 1H Rechargeable Batteries (order 2pcs for a set)
188828	Holder for 3H Rechargeable Batteries (order 2pcs for a set)



220-240V Combined Electronic Ballast and Emergency Inverters

Code		Lamp		Output Lumen	Size L x W x H	Spare Battery					
1H	3H	Type	Watts			1H	V	Ah	3H	V	Ah
DT-18E-1H	DT-18E-3H	T8	18W	38%	288x30x40	3KRH23/43	3.6	1.8	3KRH33/62	3.6	4
IT-36E-1H	IT-36E-3H	T8	36W	18%	425x30x38	4KRH23/43	4.8	1.8	4KRH33/62	4.8	4
IT-58E-1H	IT-58E-3H	T8	58W	10%	425x30x38	5KRH23/43	6	1.8	5KRH33/62	6	4
IT-54E-1H	IT-54E-3H	T5	54W	10%	425x30x38	5KRH23/43	6	1.8	5KRH33/62	6	4



Application

220-240V Emergency Inverters for PL 26W Lamps

Code	Description
HT-PL26W	3 hour emergency duration kit for **PL26W** lamp (single lamp)

LED EMERGENCY DRIVER





Universal LED Drivers

Input Voltage: 85-265V I Battery Cycle Times ≥ 500 I To be used with External LED Driver

Code	Emergency Luminous Flux	LED Lamp Power	Output	Battery	Emergency	Size (mm)
NEW FAT-LED-F1D	2-4W	3-20W	To driver	18650 Li-ion 3.7V; 2200mAh	3 hours	68 x 38 x 20
FAT-LED-F1A	4W Fixed	3-40W	To driver	18650 Li-ion 3.7V; 2400mAh	≥ 2 hours	110 x 55 x 21
NEW FAT-LED-E50W	100%	3-50W	230VAC	18650 Li-ion 18.5V; 5200mAh	≥ 90 min	230 x 105 x 50
NEW FAT-LED-E100W	100%	50-100W	230VAC	18650 Li-ion 18.5V; 7200mAh	≥ 90 min	310 x 105 x 50



Emergency Inverters

Input Voltage: 230VAC I Maintained & Non-Maintained I Not limited to a specific number of cells for a given inverter I Battery not included I Compatible with **IBG-LED-60W** & **IBG-LED-100W** (page 24.42)

Code	Nominal Voltage	Nominal Current	Lamp Power	Battery	Emergency Time	Size (mm)
ECLAT-39410	24VDC	2950mA	60-70W	18V (3x6V 4.5Ah)	1hr 100%	31 x 40 x 280
ECLAT-39482	24VDC	2500mA	90-120W	24V (4x6V 4.5Ah)	1hr 100%	31 x 40 x 280

©ACDC Dynamics

EMERGENCY ILLUMINATION



LED Slim Light - Maintained / Non-Maintained (Jumper Selectable) - IP20 I 230 VAC

Codes	Consumption	Battery Ni-Cd	Duration	Lamp	Light Output	Weight
GR-8/12LED	3VA	3.6V / 0.6Ah	1.5hrs	12 LED's	35lm / 85lm	430g
GR-9/12LED	3.5VA	3.6V / 1Ah	3hrs	12 LED's	32lm / 85lm	460g

- Size (mm): 246(L) x 76(W) x 45(D)

Additional Self-Adhesive Legends - To be ordered separately



S-00800/S65L | S-00800/S65R | S-00800/S65D



Self-adhesive legends included in pack.
Suitable for each direction.



Professional Light



LED



A-1013

Professional Light - Emergency Luminaires 230V IP20

Code	Consumption	Battery Ni-Cd	Duration	Lamp	Light Output	Weight
Fluorescent - Non-Maintained						
GR-110	3VA	2.4V / 1.5Ah	90min	8W	85lm	770g
GR-112	3VA	2.4V / 3Ah	3hrs	8W	85lm	870g
GR112-2	3VA	2.4V / 3Ah	3hrs	2 x 8W	85lm	870g
Fluorescent - Maintained						
GR-115	23VA	2.4V / 1.5Ah	90min	8W	315 / 85lm	810g
GR-116	24VA	2.4V / 3Ah	3hrs	8W	315 / 85lm	920g
LED - Maintained & Non-Maintained (Jumper Selectable)						
GR-110-LED	3VA	3.6V / 600mAh	90min	3W LED	105lm	590g
GR-112-LED	3VA	3.6V / 1.5Ah	3hrs	3W LED	105lm	670g

- c/w Easy Base - for easy installation
- Spare Lamp **FLT5-8**

Accessories

Code	Description
A-1013	Recess mounting base for wall or suspended ceiling installation

Additional Self-Adhesive Legends - To be ordered separately



S-11100/S65L | S-11100/S65R | S-11100/S65D



Self-adhesive legends included in pack.
Suitable for each direction.



Double Easy Light - Emergency Luminaires 230V IP42

Code	Consumption	Battery Ni-Cd	Duration	Lamp	Light Output	Weight
Fluorescent - Non-Maintained						
GR-380	3VA	2.4V / 1.5Ah	90min	8W	85lm	900g
GR-382	4VA	2.4V / 3Ah	3hrs	8W	85lm	1000g
LED - Non-Maintained						
GR-391/L	3VA	3.6V / 1.5Ah	1.5hrs	3W	220lm	900g
GR-393/L	3VA	3.6V / 3Ah	3hrs	4.3W	220lm	1000g

- Dimensions: 350(L) x 134(W) x 60(H)mm
- Can be mounted onto the ceiling or wall, using special mounting accessories, which are included.
- Spare Lamp **FLT5-8**

Additional Self-Adhesive Legends - To be ordered separately



S-31100/S65L | S-31100/S65R | S-31100/S65D



Self-adhesive legends included in pack.
Suitable for each direction.

2-year warranty on all LED products & 1-year warranty on battery-operated products, unless specified.
LED warranty void without surge protection. Refer to page 24.135.
©ACDC Dynamics

olympia electronics

ACDC DYNAMICS

EMERGENCY ILLUMINATION



LED Weather Light - Emergency Luminaires - Non-Maintained - IP65 | 230V

Codes	Consumption	Battery Ni-Cd	Duration	Lamp	Light Output	Weight
GR-1935/15L	3VA	3.6V / 600mAh	1.5hrs	2.5W	105lm	1010g
GR-1936/15L	4VA	3.6V / 1.5Ah	3hrs	2.5W	105lm	1080g

• Dimensions: 363(L) x 145(W) x 73(H)mm

Additional Self-Adhesive Legends - To be ordered separately



S-93593/S65L



S-93593/S65R



S-93593/S65D





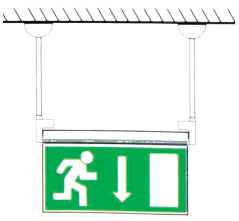

Hanging Installation using the special mounting sets.
A-1022 - suitable for 20cm distance
A-1025 - suitable for 40cm distance
A-1026 - suitable for 60cm distance



Recessed Mounted Installation on suspended ceiling using the base type **A-1018, A-1020, A-1021**

Eco Light - Emergency Luminaires - 230V IP42

Codes	Consumption	Battery Ni-Cd	Duration	Lamp	Light Output	Weight
LED - Maintained Edge Illumination with Green LEDs & Transparent Background						
MLD28/G	7.5VA	3.6/1Ah	3hrs	8 LEDs	18/18lm	500g
MLD34/G	8VA	3.6/1Ah	3hrs	11 LEDs	18/22lm	800g
MLD44/G	8VA	3.6/1Ah	3hrs	13 LEDs	18/22lm	1200g
LED - Maintained Edge Illumination with White LEDs & Green Background						
MLD28/W	7.5VA	3.6/1Ah	3hrs	8 LEDs	45/45lm	520g
MLD34/W	8VA	3.6/1Ah	3hrs	11 LEDs	45/55lm	860g
MLD44/W	8VA	3.6/1Ah	3hrs	13 LEDs	45/55lm	1250g

Dimensions	
MLD28	280(L) x 100(H) x 75(W)mm
MLD34	340(L) x 170(H) x 75(W)mm
MLD44	440(L) x 220(H) x 75(W)mm

Accessories included:



• Includes 2 pairs of special PVC Overlays







Accessories	
A-1022	Rigid arms for ceiling installation; 20cm distance
A-1025	Rigid arms for ceiling installation; 40cm distance
A-1026	Rigid arms for ceiling installation; 60cm distance
A-1027	Chains for ceiling installation; 50cm
A-1018	Recessed mounting base for **MLD28**
A-1020	Recessed mounting base for **MLD34**
A-1021	Recessed mounting base for **MLD44**



A-1022/25/26



A-1027



A-1018/20/21

HIGHBAY EMERGENCY BACKUP KIT

NEW



Highbay to be ordered separately

Input Voltage: 100-277VAC | Compatible with highbay: 0-200W | Highbay must have 0/1-10V Input | Highbay will reduce power to 30% when emergency is active | Protection: Over Voltage, Short Circuit, Overload & Open Circuit | Self-diagnostics: The unit will automatically conduct monthly 30 minute and manual 90 minute test

Code	Output Voltage	Output Power	Highbay	Emergency Time	Dimensions
HB-EMG-40-90M	170VDC	40W	0-150W	90min	Ø142 x 239
HB-EMG-60-90M	170VDC	60W	200W	90min	Ø142 x 239

Accessories

Code	Description
HB-EMG-REMOTE	Wireless Remote Control for Emergency Test Control

©ACDC Dynamics

2-year warranty on all LED products & 1-year warranty on battery-operated products, unless specified.
LED warranty void without surge protection. Refer to page 24.135

EMERGENCY ILLUMINATION



LED Non Maintained - Ceiling Mounted IP42 - Input Voltage: 230VAC I Deep Discharge and Overcharge Protection I 24hrs Charge Time I Each device must be permanently connected to mains power supply. In normal operation the battery is charging. In case of a mains power failure the device will light the illumination LED automatically in emergency mode. When power is restored the device turns to normal operation

Codes	Wattage	Battery Ni-CD	Duration	Lamp	Lumens	Weight	Size (mm)
GR-471	24W	36V/1.2Ah	1.5h	2W	160lm	470g	195 x 195 x 60



LED Recessed Emergency Downlight IP20 - Input Voltage 230VAC I Battery: 3.7V 3Ah 18650 I Charge Time 12h I Built-in Test Function I 160° Beam Angle I Non-Maintained I Applications: Hotels, Restaurants, Shopping Malls, Offices, & Public Places to provide Illumination for Evacuation

Code	Wattage	Lumens	Duration	Size (mm)
JH-396B-3W-*	3W	180lm	≥3hrs	Ø60 x 26.5mm

*Add colour temp. to code: ○ **WW** (3000K), ○ **CW** (4200K)



A-951
Spare Battery



GR-83 LED



GR-76

LED Downlight Emergency Kit - 230V

Codes	Consumption		Battery Ni-Cd	Duration		Lumen
	1 Spot	4 Spot		1 Spot	4 Spot	
Non-Maintained Convertor with battery						
GR-76	4VA	28VA	3.6V / 1Ah	3hrs	45min	100 / 50lm
LED Downlight						
GR-83 LED	1.5VA		-	-		40lm

- Dimensions: 82 x 82 x 29mm
- To fit standard 3" x 3" box (75 x 75mm)



LED "Weatherproof Spotlight" - Emergency Luminaires **IP65**

Codes	Voltage	Consumption	Light Source	Light Output
LED - Non-Maintained				
GR-80	230VAC	6VA	9 LEDs	30lm

• Flush mounting in junction box or plaster board.

STEEL LED EMERGENCY EXIT SIGNS

Steel LED Emergency Exit Signs - Input Voltage: 230VAC I Self Contained I Surface Mount I Certificate No. 159443/001

SABS APPROVED



LED-EXIT-1



LED-EXIT-2



LED-EXIT-3

Codes	LED Wattage	Emergency Time	Battery Type	Size (mm)
LED-EXIT-1	2W	2hrs	Ni-Cad	375 x 25 x 147
LED-EXIT-2	2W	2hrs	Ni-Cad	375 x 25 x 147
LED-EXIT-3	3W	3hrs	Ni-Cad	430 x 45 x 215

2-year warranty on all LED products & 1-year warranty on battery-operated products, unless specified.
LED warranty void without surge protection. Refer to page 24.135.

©ACDC Dynamics

EMERGENCY ILLUMINATION

		Wall Mount	Double Sided c/w 25cm chains	Legends
				 - RIGHT  - LEFT  - DOWN  - EXIT
Code Non-Maintained	**LED808NM**	**LED308SNM**	**-**	
Code Maintained	**LED808M**	**LED308SM**	**KE328**	
Lamp	0.9W	0.9W	0.7W	
Mounting	Recessed ceiling mount	Wall Mount	Ceiling Mount	
Material	Sheet Steel & Polycarbonate	Sheet Steel & Polycarbonate	Aluminium & Acrylate Plastic	
Battery	3.6V 900mAh > 3hrs	3.6V 900mAh > 3hrs	Ni-Cd 3.6V 350mAh > 3hrs	
Size (mm)	410 x 140 x 240	392 x 190 x 61	370 x 52 x 500	
Legends				
Exit	**KEX808-EXIT**	**KE308S-EXIT**	–	
Down	**KEX808-DOWN**	–	**KE328-DOWN**	
Left	–	**KE308S-LEFT**	**KE328-L/R**	
Right	–	**KE308S-RIGHT**	**KE328-L/R**	

			Bulk Head IP65	IP65
				
Code Non-Maintained	-	-	-	**KE108/LED/NM**
Code Maintained	**KES112LED**	**KE338**	**KEM2D28W**	**KE108/LED/M**
Lamp	0.7W	0.9W	16W	3W
Mounting	Recessed Ceiling Mount	Ceiling Mount	Wall or Ceiling Mount	Wall or Ceiling Mount
Material	Aluminium & Acrylate Plastic	Aluminium & Acrylate Plastic	Polycarbonate Plastic	Polycarbonate Base & Diffuser
Battery	3.6V 900mAh > 3hrs	3.6V 900mAh > 3hrs	3.6V 4.5Ah > 3 hrs	3.6V 1.5Ah
Size (mm)	65 x 340 x 470	400 x 52 x 530	Ø320 x 115	352 x 102 x 72
Legends				
Exit	**KES112LED-EXIT**	**KE338-EXIT**	–	–
Down	–	**KE338-DOWN**	–	–
Left	**KES112LED-L/R**	**KE338-L/R**	–	–
Right	**KES112LED-L/R**	**KE338-L/R**	–	–

Maintained: When mains power is on the light is on. When mains fails the light stays on Non-Maintained: When mains power is on the light is off. When mains fails the light comes on.



LED Emergency Twin Spot IP65 - Automatic operation I Built-in charger I

Back-up time: > 3hrs

Code	Supply	Battery	Lamps	Size (mm)
KE448LED-NM	230VAC	3.6V 6Ah	2 x 6W	305 x 305 x 76





Side Mount



Front Mount

Ceiling Mount Exit Emergency Light IP20 - 230V Both side indicator

Codes	Power	Battery Ni-Cd	Duration	Size (mm)	Auto Switch On Power Failure
DL-758S	1 x 8W	6V/1.2AH	1.5hrs	410 x 90 x 160	Yes

*1st Tube for permanent light, 2nd Tube for emergency light.
Include battery c/w internal charger



DL-1


DL-2


DL-3

©ACDC Dynamics

RECHARGEABLE EMERGENCY LED LIGHTS



EMG-A60
5W, 9W



EMG-A60-12W



EMG-DIM-A60

EMG-GU10-3W
EMG-GU10-5W

LED A60 Emergency Lamps - Working Time: 4 - 5 Hours

Code	Wattage	Lumens	EMG Lumens	Size (mm)	Base
EMG-A60-5W-*	5W	375lm	250lm	60 x 108	E27 with B22
NEW EMG-A60-9W-*	9W	675lm	300lm		
NEW EMG-A60-12W-*	12W	900lm	350lm	80 x 170	Adaptor

Dimmable A60 Emergency Lamps - 3 Step dimming on DC Mode I 300lm - 2hrs, 120lm - 4hrs, 50lm - 7hrs I c/w Shorting Cap and Hook I Overcharge & Discharge Protection

Code	Wattage	Lumens	EMG Lumens	Size (mm)	Base
NEW EMG-DIM-A60-7W-*	7W	650lm	50lm	Ø60 x 120	E27 with B22
EMG-DIM-A60-9W-*	9W	880lm	120lm	Ø65 x 133	
EMG-DIM-A60-11W-*	11W	1100lm	300lm	Ø70 x 145	Adaptor

*Add colour to code: ○ **CW** *(Cool White)*, ○ **DL** *(Daylight)*

LED GU10 Emergency Lamps - Working Time: 2-3 Hours

Code	Wattage	Lumens	EMG Lumens	Size (mm)	Base
NEW EMG-GU10-3W-*	3W	190lm	85lm	Ø50 x 55	GU10
EMG-GU10-5W-*	5W	350lm	120lm	Ø50 x 55	GU10

*Add colour to code: ○ **WW** *(Warm White)*, ○ **CW** *(Cool White)*, ○ **DL** *(Daylight)*

Dimmable GU10 Emergency Downlights - 3 Step dimming on DC Mode

135lm - 2.5hrs, 60lm - 5hrs, 24lm - 7hrs I c/w Shorting Cap and Hook I Overcharge & Discharge Protection

Code	Wattage	Lumens	Size (mm)	Base
NEW EMG-DIM-GU10-6W-*	6W	400lm	Ø50 x 80	GU10
NEW EMG-DIM-GU10-7W-*	7W	450lm	Ø50 x 80	GU10

*Add colour to code: ○ **WW** *(Warm White)*, ○ **CW** *(Cool White)*, ○ **DL** *(Daylight)*



LED Floodlights with Emergency Backup Power IP65 - Input Voltage: 230VAC

110° Beam Angle I Colour Temp. 6000K I 3 Hour Backup Time I Lithium Ion Battery

Code	Wattage	Emg. Watts	Lumens	Size (mm)
NEW EMG-FL-20W-DL	20W	6W	100lm/W	170 x 168 x 36
EMG-FL-50W-DL	50W	10W	120lm/W	214 x 188 x 41
EMG-FL-100W-DL	100W	10W	120lm/W	253 x 231 x 52



Standard LED Emergency Lamps for Domestic Use - Supply Volts 230VAC

Complete with battery charger I Charging Time: 24 hours I Perfect for use as a portable work lamp

Code	Lumen	Battery	Discharge Time	Size (mm)
RWELEDJ-2	Low - 40lm High - 80lm	3.7V 1200mAh	Low - 6hrs High - 3hrs	270 x 65 x 52
NS350LX	300-350lm	3.7V 1200mAh	4hrs	220 x 65 x 40
NS650LX	270lm	4VDC	4hrs	395 x 60 x 44
LED008	98+220lm	3.7V 2200 mAh	8hrs single LED 4hrs multiple LEDs	220 x 77 x 120
NEW AL-2166	360lm	3.7V 1.8Ah Li-ion	Max Power up to 1.5hrs Low Power up to 10hrs	325 x 55 x 30
NEW AL-3600	360lm	3.7V 1.8Ah Li-ion	Low - 4hrs High - 2hrs	392 x 58 x 43
NEW AL-2060	400/200lm	3.7V 3.0Ah Li-ion	Low - 8hrs High - 4hrs	360 x 75 x 5



AS-8221 AS-8222

Rechargeable LED Lamps - Lamp can be operated from the mains or from the built in battery I Charge time: 4hrs I Battery life: 4hrs when fully charged I Automatic emergency illumination function I Supplied with a lampholder adaptor so that the lamp can be used in Bayonet or screw-in fittings

Code	Description
AS-8221	LED emergency lamp c/w E27 lamp holder adaptor and ON/OFF remote
AS-8222	LED emergency lamp c/w E27 lamp holder adaptor

2-year warranty on all LED products & 1-year warranty on battery-operated products, unless specified.
LED warranty void without surge protection. Refer to page 24.135.

©ACDC Dynamics

CHICKEN FARM LIGHTING SYSTEM



AMB-IDS

Programmable Dimmer & Timer IP66 - Input Voltage: 230VAC I Support DIY Programming I Master / Slave Function, supports both Triac & 0-10V Dimming. "Master Function" - Control dimming from the unit, "Slave Function" - Use central 0-10V control system dimming. I Leading Edge & Trailing Edge I 0%-100% Dimmable, dimming precision 1% I 7 inch LCD I Easy replacement for traditional lamps, no need to rewire the existing cable installation.

Code	Output Current	Max Watts
AMB-IDS-2000W	1 x 10A	2000W
AMB-IDS-4000W	2 x 10A	4000W



WP4A

A Series - T8 Triac Dimmable IP66 - Input Voltage: 230VAC I Double V-Shape 150˚ Viewing Angle I CRI > 80 I L80B50 70 000hrs I **Full spectrum** I Dimming from 0.2% - 100% without flicker to simulate sunrise to sunset I 300mm male and female connector for series connection I Anti-ammonic and acid for poultry industrial lighting I To be used with **AMB-IDS** controller

Code Triac	Wattage	Lumens	Length (mm)
WP4A-T8-20W-D-*	20W	2000lm	1200 x 28

* Add Colour Temperature to Code: ○**WW** (3000K), ○ **CW** (4200K), ○**DL** (5000K)



AMB-PE

AMB-TC

AMB-ME

A Series - T8 0-10V Dimmable IP66 - Input Voltage: 230VAC I V-Shape 150˚ Viewing Angle I CRI > 80 I L80B50 70 000hrs I **Full spectrum** I Dimming from 3% - 100% without flicker to simulate sunrise to sunset I 300mm male and female connector I Anti-ammonic and acid for poultry industrial lighting I Compatible with any 0-10V Contol System

Code 0-10V	Wattage	Lumens	Length (mm)
WP4E-T8-20WH-D-*	20W	2000lm	1200 x 28

* Add Colour Temperature to Code: ○**WW** (3000K), ○ **CW** (4200K), ○**DL** (5000K)

Accessories

Code Triac	Description	Code 0-10V	Description
AMB-PE	1m Power Extension	WP4E-PE	1m Power Extension
AMB-ME	4m Middle Extension	WP4E-ME	4m Middle Extension
AMB-TC	"T" Connector	WP4E-TC	"T" Connector
AMB-M15	15m Extension from Controller	WP4E-M15	15m Extension from Controller
AMB-EC	End Cap	AMB-EC	End Cap



AMB-SK AMB-CM AMB-RM

Mounting Accessories

Code	Description
AMB-SK	Suspended Mounting Kit (Complete for 1 Tube)
AMB-CM	Ceiling Mounting Kit (Complete for 1 Tube)
AMB-RM	Ring Mounting kit (Complete for 1 Tube)



BE27

Poultry Farm LED Lamp IP65 - I Input Voltage: 230VAC I 4200K I Dimmable 0 - 100% I Beam Angle: 220° I Working Temperature: -20° to 50° I Alumite treated to protect against corrosion.

Code	Wattage	Lumens	Size (mm)
BE27-7W	7W	700lm	Ø43 x 158
BE27-12W	12W	1200lm	Ø49 x 179

UV DISINFECTION LAMP



360° UV Disinfection Lamp - Input Voltage: 230VAC I Irridation Area 50m² I UV Startup Delay 10s I Quartz Ultraviolet Lamp I Rated 10000hrs I U-Tube 340mm I All metal Lamp Holder I c/w Remote I Wavelength UV 253.7nm, Ozone 185nm

Code	Wattage	Spectrum	Size (mm)
PTX-003-WH	38W	UVC+Ozone	210 x 210 x 470

Accessories

Code	Description
PTX-003-LAMP	Spare Lamp UN-C 253.7nm

©ACDC Dynamics

LED PLANT GROW LIGHTS



H158D-140W



H161D-280W



H162-350W

LED Plant Grow Lights - Easy maintenance: Modular system • Air circulation system design - to obtain the ideal Co_2/O_2 ratio considerably improving plant growth I Self testing function - when indicator light is on, the light module is faulty and needs to be changed.

Code	Input Voltage	Output Power	Lumens	Size (mm)
H158D-140W	100-240VAC	140W	6180lm	280 x 280 x 70H
H161D-280W	100-240VAC	280W	10563lm	540 x 280 x 70H
H162-350W	100-240VAC	350W	13204lm	670 x 280 x 70H

Accessories

Code	Description
H4-MOD-35W	Spare light module 35W
H4-DRV-70W	Spare LED Driver (one driver drives 2 light modules)

LED PLANT GROW LIGHTS



T8 Plant Growing SMD LED Tubes - Input Voltage: 85-265VAC I Plant grow lamps have LED's that produce light in Blue (450nm) and Red (660nm) wavelengths that are ideal for promoting photo-biological processes in plants. These lamps can be used wherever plants do not receive enough natural light or in agricultural applications.

Code	Length	Power	Replaces T8 Lamp
LEDT8PG-A2FR	600mm	9W	18W (2FT)
LEDT8PG-A3FR	900mm	15W	30W (3FT)
LEDT8PG-A4FR	1200mm	18W	36W (4FT)
LEDT8PG-A5FR	1500mm	22W	58W (5FT)



LED PAR38 Plant Grow Lamp - IP65

Code	Base	Watts	Lumen
LED-PAR38-12W-PG	E27	12W	171lm

- 75% Red, 25% Blue
- The wave length for red is 662nm, for blue is 447nm



A60 LED Filament Plant Grow Lamp E27 - Input Voltage: 220 - 240VAC I Dimensions: Ø60 x 108mm I Full Colour Spectrum for general use I Ideal for greenhouse glass or plastic, Planting factory, Hydroponic shelves, Home Planting.

Code	Wattage	Colour Spectrum	PPF (400-700nm)	PAR Watt (/W) (400-700nm)	PFF (400-700nm)
XGY-A60-8-E27	8W	Full Spectrum	>12 μ mol	0.3 - 0.5mW	>1.5 μ mol/s/W



LED Plant Grow Strips IP65 - Supplied with 230VAC Power Adaptor I LED Strip 24VDC Lumens: 10-22lm I Viewing Angle: 120° I Blue (Wave Length: 455-465nm) - Good for Photosynthesis I Red (Wave Length: 660-665nm) - Peak Wavelength for Photosynthesis & Photoperiodism - Good for Blooming & Fruits I Red/Blue in one Chip: Red:Blue = 5:1 (Suitable for most Plant Growing)

Code	Description	No. LEDs	Max Power/m	Length
HH-SRB60W	Red/Blue 5:1	60lm	14W/m	10m
HH-SRB120W	Red/Blue 5:1	120lm	28W/m	10m
HH-SR-60W	Red	60lm	14W/m	10m
HH-SB-60W	Blue	60lm	14W/m	10m



LED Plant Grow Floodlight IP65 - Input Voltage: 230VAC I Beam Angle 120° I Red[16] & Blue[4] I Wavelength: Red 630-660nm, Blue 400-470nm

Code	Wattage	Lumens	Size (mm)
PG-GY225TG-20W	20W	1300lm	200 x 180 x 45



Clamp Grow Lights IP44 - Input Voltage: 85-265VAC I Lamp Life 50 000hrs I I 360° Adjustable Head I Easy Mounting System

Code	No. of Heads	Wattage	Red : Blue : White	Goose Neck Size (mm)
CGL-15	1	1 x 12W	5 : 4 : 3	Ø95 x 495
CGL-30	2	2 x 12W	5 : 4 : 3	Ø95 x 495

PPFD per Head: 579 µmol @ 200mm / 434 µmol @ 300mm
Coverage per Head: 400 x 400 @ 300mm / 500 x 500 @ 400mm

2-year warranty on all LED products & 1-year warranty on battery-operated products, unless specified.
LED warranty void without surge protection. Refer to page 24.135.

©ACDC Dynamics

TORCHES

	HardCase Pivot	Impact Light	Basic Plastic Led	Water proof light	Tactical
NEW					
Code	**EL-HC-PIVOT**	**EL-IMPACT-2AA**	**EL-PLASTIC-2D**	**EL-WPROOF-2AA**	**EL-TAC700-RC**
Lumens	300lm(high)/30lm Low	60lm	25lm	55lm	700lm
Batteries	2xAA included	2xAA included	2xD not included	2xAA included	Rechargeable
Working Time	5h(high)/30h(Low)	30h	120h	35h	Up to 2h
Effective distance	Up to 30M	65m	35m	50m	Up to 100m
IP rating	IPX4	-	-	IPX7	IPX4
Features	• Pivoting Head • Magnetic foot • Drop tested: 7m	• Durable Rubber construction • Built in stand for hands free use • Non-slip grip	• Easy to operate • Long runtime • Lanyard included	• Floats • With reflective panels • Durable construction	• Durable aircraft grade aluminium • Strike bezel head • Multiple lighting modes
			3 Lighting Modes 	Can be used as a torch or a headlamp 	
Code	**SP-F08**	**SP-FL32**	**SP-FL3WC**	**SP-402-7C**	**SP-018**
Wattage	8W	1W	3W	0,5W	0.5W
Lumens	800lm	100lm	150lm	1200 - 1400 MCD	60lm
Batteries	3 x C (not incl)	3 x AAA (not Incl)	3 x AAA (Not Incl.)	3 x AAA (Not Incl)	-
Rechargable	No	No	No	No	Yes (Shake to Recharge)
Size (mm)	Ø43 x 255	Ø25 x 91	Ø45 x 123	87 x 77 x 66	Ø27 x 170
	Comes in case with charger & car adaptor Spare Battery: **SP-T1000-BAT** 		Foldable Headlamp 90° Magnet Handle 	Signal lamp; Red, Green & White 	
Code	**SP-T1000**	**SP-BLH015**	**5JG-9915**	**5JG-A370**	
Wattage	1W	3W	3W (CREE)	3W (CREE)	
Lumens	100lm	120lm	330lm	330lm	
Batteries	3.7V Li-ion (Incl)	450mAh	3 x AAA (Incl)	2 x 18650 Lithium Battery (Incl)	
Rechargable	Yes	USB	Yes	Yes	
Size (mm)	Ø32 x 155	Ø26 x 92	Ø55 x 195	Ø70 x 190	
	5-in-1 Mini LED Pocket Lamp 1 x USB 5VDC Charging Cable Colour Temp: 6000K c/w Magnet and Swivel Hook 	Pen Light Magnetic Base & Hook 	Aluminium Torch 	360° Rotatable Head Magnetic base Detachable head 	360° Rotatable Head Magnetic base Detachable head c/w Motion Sensor 
Code	**SPWL-44AR**	**SP-WL32C**	**SP-SNL14D**	**HL-TC6145-1**	**HL-TC6145-2**
Wattage	20SMD + 3PCS	3W	3W	3W	5W
Lumens	400lm	200lm	120lm	100lm	300lm
Batteries	3.7V 1200mAh Lithium Battery	3 x AAA (Not Incl.)	4 x AAA (Not Incl.)	3 x AAA (Not Incl.)	3 x AAA (Not Incl.)
Rechargable	Yes	No	No	No	No
Size (mm)	97 x 68 x 25	40 x 18 x 160	20 x 75 x 14	Ø76 x 75	Ø76 x 75

©ACDC Dynamics

2-year warranty on all LED products & 1-year warranty on battery-operated products, unless specified.
LED warranty void without surge protection. Refer to page 24.135

HEAD LAMPS





Rechargeable c/w Adaptor & Batteries





Vision Headlight



Code	SJ-2469	SP22-B058B	SP-WL606	SP2022	EL-V-HL-200LM
Lumens	1300 MCD	12000-14000MCD	120lm	300lm	200lm(high)/45lm(low)
Batteries	3 x AAA (Not Incl)	3 x AAA (Not Incl)	3.7V 1200mAh	800mAh	3 x AAA (Not Incl)
Work Time	-	-	-	3hrs Charge / 2hrs Discharge	7h(High)/20h(Low)
Effective Distance	-	-	-	-	Up to 50m
IP Rating	-	-	-	-	IPX4
Features	• 2,4,8 LED On • LED flashing • OFF	• Mode 1: 1 LED ON • Mode 2: 7 LED ON • Mode 3: Flashing	• On/Off Wave Sensing	• Steady on • Flashing • On/Off Wave Sensor	• Pivoting head • 2 modes

WATERPROOF BICYCLE HEAD LIGHTS









Code	DY-H001	DY-H010	DY-H013
Wattage	3W	6W	9W
Lumens	250lm	500lm	700lm
Light Modes	High / Low / Flash	Low / Medium / High / Flash	Low / Medium / High / Flash
Batteries	4.2V 2000mAh	8.4V 440mAh	8.4V 440mAh
Rechargeable	Yes	Yes	Yes

Kit Includes: Charger, Battery Pack, Battery Case, Headband, Mounting Ring

BICYCLE LIGHTS



c/w Charging Kit





With rear light



Brake Light - Gravity sensor to activate brake light. c/w 5VDC USB Cable



Code	SJ-2657	JF404-1W	SJ-2750	SJ-2659	HL-BK4090
Wattage	1.5W	1W	1.5W	0.3W	0.4W
Lumens	8400MCD	40000MCD	60000MCD	Head light: 2lm, Tail light: 3lm	4lm
Batteries	4xAA (not incl.)	3 x AA (36V 600mA) Incl	3 x AAA (not incl.)	Head 4 x AAA (not incl.) Rear 2 x AAA (not incl.)	3.7 280mAh Lithium Battery
Rechargeable	No	Yes	No	No	Yes
Size (mm)	52 x 80 x 112	85 x 72 x 100	32 x 54 x 80	95 x 30 x 50	43 x 27 x 40

CAMPING LIGHTS





LED Camping Light



Stick & Touch Light

- CCT Adjustable + Dimmable
- USB Rechargeable
- Backup Time: Up to 6-7hrs
- Charge Time: 5hrs



Green Lantern with Handle straps



USB Port 300° Lighting 3 Modes



Code	YDC-5W-DL	CJ-2703	SJ-3040*	RW-DL-2	CS2008GR	EL-V-LANTERN-RC
Wattage	5W	2W	1W	3W	3W	-
Lumens	500lm	120lm	90lm	130lm	300lm	1000lm High
Batteries	3,7V 4400mAh Li-ion	2 x AA (Not Incl.)	3 x AAA (Not Incl.)		400mAh	-
Rechargeable	Yes I 4-5hrs working time	No	No	3000-4000-5000K (Adjustable)	Yes I Run time on full charge 8-10hr	Yes
Size (mm)	Ø80 x 117	Ø135	Ø135	120 x 220	Ø105 x 160	305 x 200 x 75

*Add colour to code: ● **S***(Silver)*, ○ **WH** *(White)*

2-year warranty on all LED products & 1-year warranty on battery-operated products, unless specified.
LED warranty void without surge protection. Refer to page 24.135.

©ACDC Dynamics

WORK LIGHTS

	IP67 with magnet 	Magnet & 360° Flexible Hook 	NEW 360° Rotation Hook Magnetic Base 
Code	**SP-W814**	**SP-WL47B**	**SP-WL14ARC**
Lamp	1 LED Top + 3W COB Inside	3W	1W + 3W COB
Lumen	300lm	300lm	70lm - 120lm
Power Supply	3.7V 1800mAh Rechargeable 18650 Li-ion Battery	3 x AA (Incl)	3.7V 1800mAh Li-ion USB
Battery Life	3hrs	–	–

	 165mmØ	 125mmØ	
Code	**HL-13**	**AWL-009**	**JLM8933**
Power	1 million/0.5 million Candle Power		2 million Candle Power
Lamp	12V 55W		12V 100W
Spare Lamp	**H3-55-12VDC**		**H3-100W-12VDC**
Description	6" Spotlight c/w car lighter plug		6" Spotlight c/w car lighter plug

	NEW 	230VAC 	230VAC 	12VDC 	230VAC 
Code	**SP-001**	**AWL-006**	**LK608007**	**AWL-006-DC**	**SP-JK1115**
Power	20W LED (2000lm)	60W max (E27)	60W max (E27)	60W max (E27)	100W max (E27)
Lamp	–	–	–	–	–
Spare Lamp	–	–	–	–	–
Description	Material: PC + ABS, 5m Lead, Top Hook & Handle Hook	Auto Lamp c/w 3m cable	Metal frame with rubber protection c/w 3m cable	Connects into car lighter	Auto Lamp c/w 3m Cable

©ACDC Dynamics

2-year warranty on all LED products & 1-year warranty on battery-operated products, unless specified.
LED warranty void without surge protection. Refer to page 24.135

WORK LIGHTS

	3-in-1 Torch / Lantern / Powerbank		2-in-1 Torch / Lantern	LED Working Floodlight	
	c/w Charging Adaptor 1 x USB 5VDC/500mA 2 x 4VDC for Lamps LED Side View  Back View	c/w Charging Adaptor 1 x USB 5VDC/500mA c/w USB Charger LED 	c/w Built in Charger LED  Side view	NEW 3 Working Mods: 100% - 60% - 20% - EMG Full Charge - 10hrs Work Time 	
Code	**YJ-2886**	**SPHL8916**	**YJ-2829**	**TG01-30W**	**TG01-50W**
Wattage	1 x 5W + 22 SMD	Front 5W I Side 1.5W	1 x 5W + 25 SMD	30W	50W
Lumens	550lm	450lm	550lm	6000lm	10000lm
Batteries	2 x 2200mAH	2 x 3600mAH	6000mAH	3.7V / 5Ah	3.7V / 10Ah
Rechargeable	Yes	Yes	Yes	USB / Car Charger / Adaptor	
Size (mm)	Ø100 x 140 x 190	95 x 170 x 135	Ø120 x 220	218 x 280 x 57	245 x 324 x 60

Floodlight / Spotlight Mode Emergency Flash **IP44** LED 	Rotatable 90˚ Swivel Tripod Stand LED 	Detachable Side Light-Flashing Amber I Retractable Tripod Stand LED 	Swivel Stand Two Brightness Settings LED 
Code	**KB8201**	**KB8933CP**	**KB2601A**	**KB2146-20W**
Wattage	10W	10W	10W + 3W	20W
Lumens	700lm	650lm	850lm	1600lm
Batteries	3.7V 2400mAh	Direct	7.4V 2400mAh	7.4V 2400mAh
Rechargeable	ACDC or 12VDC Car Adaptor / USB	No 12VDC Car Plug	ACDC Adaptor / 12VDC Car Charger / USB	ACDC Adaptor / 12VDC Car Charger / USB
Size (mm)	220 x 147 x 166	280 x 290 x 320	208 x 122 x 240	226 x 165 x 179

NEW 6000K 180° Adjustable LED Head LED 	NEW 6000K LED 	NEW 6000K LED 	
Code	**SP-016**	**SP-019**	**SP-010A**
Wattage	2 x 10W	2 x 10W	2 x 10W
Lumens	2 x 700lm	2 x 1000lm	2 x 1000lm
Batteries	4000mAh	3.7V 2 x 2000mAh	3.7V 2 x 2200mAh
Rechargeable	USB Charge Time 4 hrs 3-6hours Run Time	Yes Charge Time: 5hrs Working Time: 2hrs 100%	Yes Charge Time: 4-5hrs Working Time: 2-4hrs
Size (mm)	205 x 245 x 50	Ø41 x 416	Ø65 x 650
Features	Magnetic Base I Battery Indicator Dimmable 100-50%	Back to Back Work Light I Can join two single sides Modes: 100% on / 50% on c/w Hook & Magnetic Vase	Double sided Work Light 360° I c/w Tripod I Hook Magnetic Bottom Modes: one side - two sides - off

2-year warranty on all LED products & 1-year warranty on battery-operated products, unless specified.
LED warranty void without surge protection. Refer to page 24.135.

©ACDC Dynamics

DECORATIVE LED LAMPS

Shade Material: White glass
Base Material: Painted Aluminium
c/w Remote Control







Code	TAM-RGB/WW	YAM-RGB/WW	GLAM-RGB/WW	LUCIA-RGB/WW	LUNA-RGB/WW
Wattage	5.5W	5.5W	5.5W	6.5W	5.5W
Lamp Colour	RGB & Warm White	RGB & Warm White	RGB & Warm White	RGB & Warm White	RGB & Warm White
Size (mm)	Ø137 x 258	Ø137 x 258	Ø200 x 198	Ø200 x 200	Ø250 x 200
Spare Remote	RGB/WW-REMOTE	RGB/WW-REMOTE	RGB/WW-REMOTE	RGB/WW-REMOTE	RGB/WW-REMOTE

Material: Plastic



Various Colours Available



Micro SD Card Slot



Blow On & Off



Hands Free, Wireless Music
RF 10m
Micro SD
Touch Lamp



Code	OVORG-02	IM880-*	IM887	IM891	LV-2015
Wattage	0.7W	0.55W	3W	0.5W	5W Speaker / 3.5W Light
Lamp Colour	RGB	White	RGB	Warm White	White
Feature	Colour Changing & Dimming	Glowing Mushroom Cap	Built in MP3 Player	Dimmable	Bluetooth
Size (mm)	Ø110 x 180	75 x 75 x 190	Ø109 x 241	80 x 80 x120	Ø120 x 130

* Add mushroom cap colour to code: ● **BL** *(Blue)*, ● **GN** (Green), ● **O** (Orange), ● **Y** (Yellow), ● **P** (Purple)

LED VENUE DECORATION LIGHTING

Rechargeable Light Modules - Working Time: 8 - 12 hrs. Charge Time: ±4hrs







Code	SL-L117	SL-L117D	SL-L120DS	SL-L120D
Power Output	2W	2W	1W	2W
Size (mm)	Ø117	Ø117	Ø120	Ø120
Charging Type	Induction Charging	Direct Charging	Induction Charging	Induction Charging
Kit Includes	LED light, remote control, battery, adaptor, waterproofing ring			

LED DECORATIONS



Charger



Colour Changing

LED Colour Changing Light Ball (Indoor) - Rechargeable Batteries & 230VAC Battery Charger included I Colours include: Red, Green, Yellow, Blue, White, Cyan, Purple and Twinkle I Colour selectable or colour changeable by pressing switch I Batteries Included

Code	Volts	Core	Material	Size (mm)
LB-001	4.5V	Empty	Silica Gel	Ø81




Garden LED Egg Shaped Decorative Light Kit IP68 - 3 x Eggs with 1m cable from egg to egg I Colour: ● **R**, ● **GN**, ● **BL** I Single Colour or Colour Changing I Complete with Power Supply and 7m cable

Code	Volts	Core	Material	Size (mm)
SL333115	2.7W	Light 24VDC with controller 230VAC	Polyresin	165 x 95 x 85

©ACDC Dynamics

2-year warranty on all LED products & 1-year warranty on battery-operated products, unless specified.
LED warranty void without surge protection. Refer to page 24.135

BELT LIGHTS



Input Voltage: 240VAC I **IP54** I Illumination Cable c/w Lamp Holders at Set Spacing I Indoor & Outdoor Applications I c/w 2700K 2W LED filament lamps

Code E27	Length	Lamp Spacing	No of Lamps	Control Wires
DC-S14-10M-E27	10m	1m	10	2
DC-S14-10M-E27/0.5	10m	0.5m	20	2
DC-S14-15M-E27	15m	1m	15	2
DC-S14-15M-E27/0.5	15m	0.5m	30	2

Accessories

Code	Description
DC-E27-2W-CW	Plastic 2W Lamp / Cool White 4200K
DC-E27-2W-WW	Plastic 2W Lamp / Warm White 2700K


B22


E27

Input Voltage: 100-240VAC I Illumination Cable c/w Lamp Holders at Set Spacing I Indoor & Outdoor Applications I 2 Wire for Static

IP65 Code B22	IP54 Code B22	Length	Lamp Spacing	No of Lamps	Control Wires
BL-10-B22	-	10m	450mm	20	2
BL-15-B22	BL-ACDC-15-B22	15m	375mm	40	2
-	BL-ACDC-50-B22	50m	700mm	70	2
BL-100-B22	BL-ACDC-100-B22	100m	700mm	143	2

NEW



Input Voltage: 230VAC I **IP65** I Fixed RGBW Lamp I Lamp Type: G45 I c/w Controller I 8 Modes I Ideal for Indoor and Outdoor Applications

Code E27	Length	Lamp Spacing	No of Lamps	Control Wires
BLS-10M-RGBW	10.4m	800mm	12 (1W)	5

NEW


BL-LV-5M-M

Power Adaptor



BL-LV-A60-5M-M

Coloured LED Belt Light IP44 - Input Voltage: 230VAC I Low Voltage Outdoor Party & Festive Lights I c/w Transformer I Power Cable Length: 5m I Connectable I Filament LED I Plastic Bulb with Mounting Hooks

Code	Length	Lamp Spacing	No. of Lamps
LED Golf Ball Multi-Colour			
BL-LV-5M-M	5m	500mm	10
LED A60 Multi-Colour			
BL-LV-A60-5M-M	5m	500mm	10
LED G45 RGB (Auto Colour Changing)			
BL-LV-G45-5M-RGB	5m	500mm	10

BELT LIGHTS

NEW



Solar Powered LED Belt Light IP65 - c/w 6W, 6V Panel I 240 x 150mm I 1W LED Lamps I Charge Time: 8-10Hrs I Working Time: 13-15Hrs I LiPo 5200mAh Battery I Ideal for Indoor and Outdoor Applications I Colour Temp: 3000K

Code E27	Length	Lamp Spacing	No of Lamps	Control Wires
SOL-BL-7.3M-WW	7,3m	730mm	10	2
SOL-BL-10.4M-WW	10,4m	800mm	10	2

NEW

SMART BELT LIGHTS IP56



WiFi RGBIC String W+ Fairy Lights: Power Supply-DC5V I Digital RGB Function

Code	Type	Watts	No.Lamps (String light + Fairy Light)	Length	Lamp Spacing
HH-HM-SSFL15	String lights + Fairy lights	10W	15 + 50	15m	1m/0.3m

Note: Includes IR Remote controller, power adaptor, IP44 Smart controller and 15m belt light

works with the Google Assistant

WORKS WITH amazon alexa

ACDC SMART SWITCH

App Control | WiFi Control | Remote Switching | Set Timers & Schedules | Count Down Timer | Colour RGB Adjustable | Dimmable | Music | Share Control with Others

● **R** *(Red)*, ● **GN** *(Green)*, ● **BL** *(Blue)*, ○ **W** *(White)*

2-year warranty on all LED products & 1-year warranty on battery-operated products, unless specified.
LED warranty void without surge protection. Refer to page 24.135.

©ACDC Dynamics

LED ROPE LIGHTS IP44

10 000 Hours life

	2-Wire Round	3-Wire Round	3-Wire Rectangular
	13mm	13mm	11 x 18
Red	RL-LED2-*R	RL-LED3-*R	RE-L3-*R
Green	RL-LED2-*G	RL-LED3-*G	RE-L3-*G
Blue	RL-LED2-*B	RL-LED3-*B	RE-L3-*B
Yellow	RL-LED2-*Y	RL-LED3-*Y	RE-L3-*Y
White	–	–	RE-L3-*W
Warm White 2700K	RL-LED2-*WW	RL-LED3-*WW	–
Day Light 6000K	RL-LED2-*DL	RL-LED3-*DL	–
Mixed (R, G, Y, B)	RL-LED2-*M	RL-LED3-*M	RE-L3-*M

*Add Length to code: **10**m or **50**m



Controller	To be ordered separately
Accessories supplied	All 10 meter Flexi Lights are supplied with: Power Cord, End Cap and 6 piece Mounting Clips All 50 meter Flexi Lights are supplied with: Power Cord, 3 Middle Joint Connectors, 3 End Caps and 30 piece Mounting Clips

Accessories for:	2-Wire Round	3-Wire Round	11 x 18 3-Wire
Controller for 10m	WK-220	WI-310B	-
8 Function Controller	DK-05-2	DK-06-4	DK-06-4-RE
Power Cord c/w Connector 50m	F-1-LED	RL-1-LED	SF3-1
End Caps	F-4	F-4	SF2-3
Coupling (Splice Connector)	F-5	RL-5	SF3-4
Mounting Clip, Plastic	F-6	F-6	SF2-5

Mounting rails for 5 x 8 LED rope light



Code	Description
CH-1PVC	PVC mounting rail
CH-2PVC	Step edge to carpet mounting rail
CH-3PVC	Mounting rail for carpet both sides


Power Cord 1.6A




Mounting Clip


Controller 4A

Rope Length for MLF Series only

Colour	Watts	Max. length with the following converters	
		1.6A	4A
White	2.6W	160m	400m
Red	1.56W	264m	660m
Blue	2.6W	160m	400m
Green	2.6W	160m	400m
Yellow	1.5W	264m	660m

Accessories 13mmØ

Description	Code 2 Wire	Code 3 Wire
Mains cord c/w connector	F-1	RL-1
Powercord connector	F-3	RL-3
End cap	F-4	F-4
Flexilight Coupling (splice connector)	F-5	RL-5
Mounting clip	F-6	F-6
Easy Splice connector with shrink tube	F-7	RL-7
Y Cord to join 3 lengths	F-9	RL-9
Suction Cups	F-10	F-10
T Connector	F-11	RL-11
PVC Channel – clear, 1 meter length	F-12	F-12
Waterproof Coupling (splicing kit) to be filled with Silicon	F-14	RL-14
Glue	F-28	F-28



Controllers 240VAC

Description	Speed Adj.	Function	Max Loading	Max Amps	Code 2 Wire	Code 3 Wire
Indoor IP44	Yes	Flashing	17m	1.2A	WL-220	–
Indoor IP44	Yes	Chasing	17m	1.2A	–	WL-310
Indoor IP44	Yes	Flashing	30m	2.2A	WL-210C	–
Indoor IP44	Yes	Chasing	30m	2.2A	–	WL-310C
Indoor IP44	No	8 Function w/mem	12m	1.2A	WL-310B-DI2C	WL-310B
Indoor IP44	Yes	Static, Flashing	100m	8A	WL-2C	–
Indoor IP44	Yes	Static, Flashing	100m	8A	WL-2C-2P*	–
Indoor IP44	Yes	6 Function chasing	100m	8A	WL-3C-DI2C	WL-3C
Indoor IP44	Yes	6 Function chasing	100m	8A	–	WL-3C-2P*
Outdoor IP55	Yes	8 Function	17m	1.2A	–	WL-310K
Outdoor IP55	No	8 Function	30m	2.2A	–	–
Outdoor IP55	No	16 Function	25m	1.8A	–	WL-318

* With 2 Output Connectors for controlling 2 Flexilights, max 100m total length.



©ACDC Dynamics

ROPE & FIREWORK FLEXILIGHTS



10mm Ø Flexilight (with fuse lamps) **IP65**

Colour	2 Wire (Steady/ Flashing) 10m
Green	RL2-10-10G
Red	RL2-10-10R
Yellow	RL2-10-10Y
Mini controller for 10m IP44	DN-2W-2C

Accessories

Code	Description
F10-4	Spare End Cap for 2-wire 10mm diameter Flexilight
F1-4	Mains Cable c/w Connector

Flexilights are supplied complete with mains cords, end cap and connector.
Controller to be ordered separately see page 24.162.





Rectangular Flexilight 11mm(H) x 18mm(W) with fuse lamps **IP65**

Colour	11mm 18mm 2 Wire Steady/ Flashing	11mm 18mm 3 Wire Chasing
Clear	-	SF3M-10C
Red	SF2M-*R	SF3M-50R
Green	SF2M-10G	SF3M-*G
Aqua Blue	SF2M-50AB	SF3M-*AB
Yellow	SF2M-*Y	SF3M-*Y
Neon Green	-	SF3M-10NG
Neon Orange	-	SF3M-10NO
Mixed (R, G, B, Y)	SF2M-10M	SF3M-*M

*Add length to code: **10**m or **50**m Flexilights are supplied complete with mains cords, end cap and connector.

Accessories

Description	Code 2 Wire	Code 3 Wire
Mains Cord and Connector	SF2-1	SF3-1
End Cap	SF2-3	SF2-3
Coupling (splice connector)	SF2-4	SF3-4
Mounting Clips (plastic)	SF2-5	SF2-5
*Controller for 10m Indoor	WL-220-R	WL-310-R
*Controller for 100m Indoor	WL-2C-R	WL-3C-R

*Controller to be mounted indoors or in a weatherproof box

NEW

LED ROPE LIGHT WITH CONTROLLER



LED 13mm Ø Special Flexilight IP65 - 230V. (Controller (**IP44**) to be mounted in weatherproof box)

Colour	3 Wire (3 Colour Chasing) 10m c/w controller
Red, White, Yellow & Blue	LED-RL-3W-10M
Clear / LED DL	LED-RL-3W-10C-DL (6000K) Daylight
Clear / LED WW	LED-RL-3W-10C-WW (3200K) Warm White

Above Flexilights are supplied complete with mains cords, end cap, connector and 8 function controller.



Colour	2 Wire 3-Colour 10m c/w multi-function controller
Red, Green, & Blue	LED-RL-2W-10M

Above Flexilights are supplied complete with mains cords, end cap, connector and 8 function controller.

LASER PROJECTORS IP44



TOP-A1





Projected Images



TOP-B1



Laser Shower - Input Voltage: 230VAC I c/w Remote, Ground Spike & Tri-Pod I Fairy Light Projection and various images

Code	Projection	Beam Distance	Coverage	Size
TOP-A1	Red/Green Laser	30m	3000ft²	240 x 183 x 127

Landscape Projector - Input Voltage: 230VAC I c/w Remote, Ground Spike & Tri-Pod I Project Images using slides (Additional Slides to be ordered separately) I Supplied with Slides 3 & 4

TOP-B1	4 x 3W LED	10m	600ft²	Ø95 x 135 x 140

TOP-B1 Accessories

Code	Description	Code	Description
TOP-B1-SLIDE1	C3 & C4 Slide for TOP-B1	TOP-B1-SLIDE3	C1 & C2 Slide for TOP-B1
TOP-B1-SLIDE2	C5 & C6 Slide for TOP-B1	TOP-B1-SLIDE4	C7 & C8 Slide for TOP-B1



TOP-B1-SLIDE1



TOP-B1-SLIDE2



TOP-B1-SLIDE3
(Slides included with Light)



TOP-B1-SLIDE4
(Slides included with Light)

2-year warranty on all LED products & 1-year warranty on battery-operated products, unless specified.
LED warranty void without surge protection. Refer to page 24.135.

©ACDC Dynamics

NEW

LED STRING LIGHT IP44

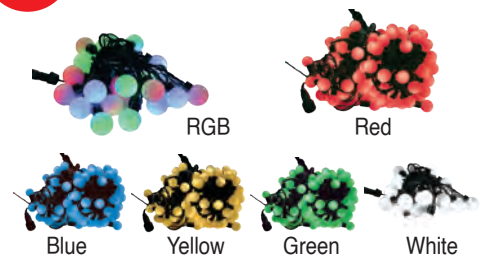

Voltage: 230VAC I Supplied with 1.5m Power Cord I Linkable I Moulded LED Lamps I No Controller required for multi-colour I Suitable for outdoor use

Code	Wattage	LED Bulbs	Length	Colour
ST-102T-5M-50-M	4.4W	50	5m	RGB (●●●)
ST-102T-10M-100-M	8.8W	100	10m	RGB (●●●)
ST-102T-5M-50-*	4.4W	50	5m	●●●●○

*Add colour to code: ● **R** (Red), ● **Y** (Yellow), ● **BL** (Blue), ● **GN** (Green), ○ ***W*** (White) 6000K

NEW

SMART FAIRY LIGHTS IP56



Globe String Lights Fairy String Lights

WiFi Fairy String Lights: Power Supply-DC5V I Digital RGB Function

Code	Watts	No. Lamps	Type	Colour
HH-HM-GFLT5	5W	33	Globe	●●● Digital RGB
HH-HM-FSLT5B	5W	50	Fairy String	●●● Digital RGB

Note: Kit includes Remote, Smart Controller, String Fairy Lights and Power Adaptor
● **R** *(Red)*, ● **GN** *(Green)*, ● **BL** *(Blue)*, ○ **W** *(White)*

App Control · WiFi Control · Remote Switching · Set Timers & Schedules · Music · Dimmable · Count Down Timer

works with the Google Assistant
WORKS WITH amazon alexa

LED FESTIVE LIGHTS IP44



LED Flexi-Star - Indoor/Outdoor Tree Lights (100 000 hours) 240V

Code	Colour of Bulb	No. of Channel	Length	No. of Bulbs	Controller Included IP44	Watts Total
LS2-80WW-8-W	WW (2700K)	2	8m	80	8 Function	3.2W
LS2-100C-12-G	White (5500K)	2	12m	100	8 Function	9.6W
LS2-160C-5-*	White (5500K)	2	5m	160	8 Function	6.4W
LS4-160C-5-*	White (5500K)	4	5m	160	8 Function	6.4W
LS2-160R-5-*	Red	2	5m	160	8 Function	6.4W
LS2-160B-5-*	Blue	2	5m	160	8 Function	6.4W
LS2-160M-5-*	Multi	2	5m	160	8 Function	6.4W
LS2-320C-10-*	White (5500K)	2	10m	320	8 Function	12.8W
LS4-320C-10-*	White (5500K)	4	10m	320	8 Function	12.8W
LS2-320M-10-G	Multi	2	10m	320	8 Function	12.8W

*Add colour of wire to code: ● **G** *(Green)*, ○ **W** *(White)*, ❍ **T** *(Transparent)*

LED Net Lights - (100 000 hours) 240V Indoor use only IP44 (extendable)



Code Black Wire	Code Clear Wire	Code White Wire	Colour of Bulbs	Size	Lamp No.	Lamp W (total)	8 Function Controller
LFN-252-C-G	LFN-252-C-C	LFN-252-C-W	White (5500K)	1.5 x 2m	252	16,8W	Included
LFN-324-C-G	LFN-324-C-C	LFN-324-C-W	White (5500K)	1.5 x 3m	324	16,8W	Included
LFN-252-M-G	LFN-252-M-C	LFN-252-M-W	Multi	1.5 x 2m	252	19W	Included
LFN-324-M-G	LFN-324-M-C	-	Multi	1.5 x 3m	324	28W	Included
LFN-252-WW-G	LFN-252-WW-C	LFN-252-WW-W	Warm White	1.5 x 2m	252	19W	Included
-	-	LFN-324-WW-W	Warm White	1.5 x 3m	324	28W	Included

©ACDC Dynamics

2-year warranty on all LED products & 1-year warranty on battery-operated products, unless specified.
LED warranty void without surge protection. Refer to page 24.135

LED FESTIVE LIGHTS IP44



Curtain Light - (100 000 Hours) Indoor use only. **IP44** (extendable)

Code White Bulb (5500K)	Code Warm White Bulb	Code Twinkle Daylight (5500K) NEW	Curtain Width x Drop	No of Strings	Lamps per String	Watts
LFC3C-20-2/1*	-	-	2 x 1.0m	20	36	16.8W
LFC3C-20-2/1.5*	LFC3WW-20-2/1.5*	LFC3C-T-20-2/1.5T	2 x 1.5m	20	36	16.8W
LFC3C-20-2/3*	LFC3WW-20-2/3*	LFC3C-T-20-2/3T	2 x 3m	20	36	33.6W
LFC3C-20-2/5*	LFC3WW-20-2/5*	LFC3C-T-20-2/5T	2 x 5m	20	72	67.2W
LFC3C-20-2/10*	LFC3WW-20-2/10*	-	2 x 10m	20	108	100.8W

* Add **-W** to code for White Wire. Standard items supplied with Black Wire. Controller to be ordered separately. Note IP rating of controller. **WL-310B-LFC3C** (1.2A) 288W **IP44**. **WL-310K-LFC3C** (1.2A) 288W **IP55**

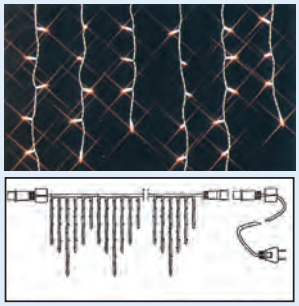

Icicle Light - (100 000 Hours) 240V Indoor use only. **IP44** extendable

Code	Code Twinkle NEW	No. of Channel	Length W	Length H	No. of Bulbs	Power Watts	Controller Included
LFI1-60*-1.7*	-	1	1.7m	0.5m	60	4.8W	Excluded
LFI1-90*-2.5*	-	1	2.5m	0.5m	90	4.8W	Excluded
LFI1-240*-5*	LFI1-T-240*-5T	1	5m	1m	240	9.6W	Excluded
LFI1-250-WW-W	-	1	3.5m	1m	250	9.6W	Excluded
LFI4-240*-5*	-	4	5m	1m	240	9.6W	8 Function

*Add colour to code: ○ **C** *(Cool White 5500K)* , ○ **WW** *(Warm White)*
*Add colour of wire to code: ● **GN** *(Green)*, ○ **W** *(White)*, ○ **T** *(Transparent)*
Twinkle: *Add colour to code: ○ **WW** *(Warm White)*, ○ **C** *(Daylight 5500K)*, ○ **WWC** *(Warm White Static, 5500 Flashing)*



LED Round Sparkle Net Lights - (100 000 hours) 240V Indoor use only

Code Green Wire	Colour of Bulbs	Type	Size	LED Quantity	Controller Included
CM-RNL-C	White	Chasing	1m Ø	80	2 Function
CM-RNL-M	Multi	Chasing	1m Ø	80	8 Function



LED Extendable Flexi-Star - (100 000 hours) Indoor/Outdoor use. PVC wire. **IP44**

Code Static	Code Twinkle Transparent Wire NEW	Colour of Bulb	No. of Bulb 5m	10m	12m	50m	Power Consumption 5m	10m	12m	50m	Max. Extendable Set 5m	10m	12m	50m
LRS2-100C-*-*	-	White (5500K)	-	-	100	500	-	-	7.6W	38.14W	-	-	20	4(sets)
LRS2-100M-*-*	-	Multi	-	-	100	500	-	-	7.6W	38.14W	-	-	20	4(sets)
LRS2-160C-12-*	LRS2-T-160C-12-T	White (5500K)	160	-	160	800	9.6W	-	9.6W	48W	20	-	20	4(sets)
LRS2-160C-50-G	-	White (5500K)	160	-	160	800	9.6W	-	9.6W	48W	20	-	20	4(sets)
LRS2-160M-*-*	-	Multi	-	-	160	800	-	-	9.6W	48W	-	-	20	4(sets)

LED Flexi-Star - (100 000 hours) Indoor/Outdoor use. PVC wire. **IP44**

LRS2-160C-5-G	-	White (5500K)	160	-	-	-	9.6W	-	-	-	Not Extendable
LRS2-320C-10-*	-	White (5500K)	-	320	-	-	-	19.2W	-	-	Not Extendable
LRS2-320M-10-G	-	Multi	-	320	-	-	-	19.2W	-	-	Not Extendable

*Add length to code: **5** *(5m)*, **12** *(12m)* or **50** *(50m)* I *Add colour of wire to code: ● **G** *(Green)*, ○ **W** *(White)*
*Add colour of wire to code: ● **G** *(Green)*, ○ **W** *(White)*, ○ **T** *(Transparent)*

BATTERY OPERATED LED FESTIVE LIGHTS

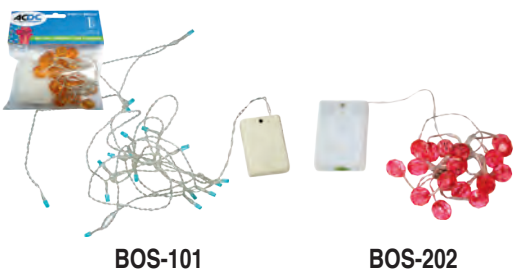

BOS-101 BOS-202

Battery Operated Starlight - Indoor use only I 2 Wire LED light string with white battery box I Wire colour: Silver I Length: 2 meter I 20 LEDs in a 2 meter Length I Approximate battery life: 72 HRS (Dependant on type of battery)

Code	Description	*Add Colour to Code
BOS-101-*	Battery operated LED flexistar	○ **WW** *(Warm White)*, ○ **CW** *(Cool White)*, ● **R** *(Red)*, ● **BL** *(Blue)*, ● **GN** *(Green)*, ● **Y** *(Yellow)*, ● **G** *(Gold)*
BOS-202-*	Battery operated LED flexistar with clear crystal balls	○ **WW** *(Warm White)*, ○ **CW** *(Cool White)*, ● **R** *(Red)*, ● **BL** *(Blue)*, ● **GN** *(Green)*, ● **Y** *(Yellow)*, ● **OR** *(Orange)*

2-year warranty on all LED products & 1-year warranty on battery-operated products, unless specified.
LED warranty void without surge protection. Refer to page 24.135.

©ACDC Dynamics

SOLAR FESTIVE LIGHTS IP44

3 Levels on timer: 6h, 8h and 10h adjustable I Working time after full charge: 20-40hrs (time for full charge: 8hrs in direct sunlight) I Charging period for one night (±8-16hrs): 4hrs in direct sunlight I On/Off: automatically turn on at 75±25lx, turn off at 350±50lx in one minute by photo sensor

Solar panel with intergrated controller



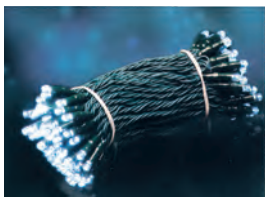

Solar LED String Light



Solar Icicle Light

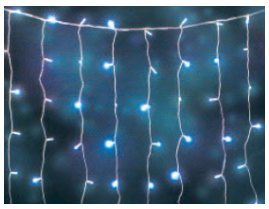

Solar Curtain Light



Solar Net Light

Code	TEA-7D02-B05-*	TEA-7D02-B10-*	TEA-7D06-B10-*	TEA-7D06-B20-*	TEA-7D08-B10-*	TEA-7D08-B20-*	TEA-7D10-B20-*
Length (m)	5	10	1.6 x 0.6	2.0 x 1.0	1.6 x 0.6	2.0 x 1.4	1.6 x 0.6
No of LEDs	50Pcs	100Pcs	96Pcs	200Pcs	96Pcs	200Pcs	96Pcs

*Add colour to code: ○ **CW** *(Cool White)*, ●●● **M** *(RGB)*

LED FESTIVE LIGHTS IP44



LED Clip Light

Code	LEDs	Watt	Colour	Description
LCLT-*G-RGB	160/10m	7W/10m	RGB	LED RGB Clip light colour changing; c/w 8 function controller; 4 wire
LCLT-*G-RGB-AUTO	160/10m	7W/10m	RGB	LED RGB clip light auto colour changing; with controller to control fading; 2 wire
LCLT-*G-WW	160/10m	7W/10m	White	LED warm white clip light c/w transformer; no controller; 2 wire
LCLT-*G-PW	100/10m	7W/10m	White	LED pure white clip light c/w transformer; no controller; 2 wire

*Add length to code: **10** *(10m)*, **50** *(50m)*, **100** *(100m)*

LED Knitting Lights



Code	CM-STR-M

80 Red, 20 Green, 20 Yellow & 20 Blue LED's I Complete with 8 function Controller I Voltage: 240V I Size: 910 x 910mm.

LED TUBE EFFECT LIGHTING



LED Falling Star Effect Tubes - Input Voltage: 220VAC

Code	Effect	1 Kit	Size (mm)	LED's/Tube
RW-LK30-18-*	Chasing	8Pcs	Ø12 x 300(L)	18 LED's
RW-LK50-30-*			Ø12 x 500(L)	30 LED's
RW-LK60-33-*		5Pcs	Ø12 x 600(L)	33 LED's
RW-LK60-33-RGB			Ø12 x 600(L)	33 LED's

Kit includes connecting cables and mains adaptor I *Add colour to code: ● **R** *(Red)*, ● **GN** *(Green)*, ● **Y** *(Yellow)*, ● **BL** *(Blue)*, ○ **WH** *(White)*

LED BALL MOTIF



LED-LBL-220L-*



LED-LBL-80L-*

Smart LED Christmas Tree

Code	Description
LED-LBL-220L-*	Ø600mm Ball motif with 150 LEDs, black wire, Indoor
LED-LBL-80L-*	Ø300mm Ball with 55 LEDs, black wire, Indoor

*Add LED colour to code: ○ **W** *(White)*, ● **R** *(Red)*, ● **GN** *(Green)*, ● **Y** *(Yellow)*, ● **BL** *(Blue)*

SMART XMAS TREE



Input Voltage: 100-240VAC
100+ Light Shows App Controlled I RGB, 16 million colours I 2.4G Wifi I c/w Controller

Code	FI-710
No. of Strings	7
No. of LEDs / String	10
String Length	140cm
Max Wattage	15W

©ACDC Dynamics

2-year warranty on all LED products & 1-year warranty on battery-operated products, unless specified.
LED warranty void without surge protection. Refer to page 24.135





Flexi-Star Indoor/Outdoor TREE LIGHTS (28 000 hours) 240V

Code	Colour of Bulb	No. of Channel	Length	No. of Bulbs	Controller Included IP44	Watts
FS2-160C-5-*	Clear	2	5m	160	8 Function	96W
FS4-160C-5-*	Clear	4	5m	160	16 Function	96W
FS2-160R-5-*	Red	2	5m	160	8 Function	96W
FS2-160B-5-*	Blue	2	5m	160	8 Function	96W
FS2-160M-5-*	Multi	2	5m	160	8 Function	96W
FS2-320C-10-*	Clear	2	10m	320	8 Function	68W
FS4-320C-10-*	Clear	4	10m	320	16 Function	68W
FS2-320M-10-*	Multi	2	10m	320	8 Function	68W

*Add colour of wire to code: ● **GN** *(Green)*, ○ **W** *(White)*, ❍ **T** *(Transparent)*
Controller **WL-310B** with memory. For outdoor use, controller to be mounted in weatherproof box



(25 000 Hours) 240V Indoor use only. Green Wire

Code Clear Bulbs	Length	No	W (total)	Controller Included IP44	Code Multicolour Bulbs
MTL-96B-6M-C	6m	96	37W	8 Function	MTL-96B-6M-M
MTL-144B-9M-C	9m	144	66W	8 Function	MTL-144B-9M-M
MTL-180B-10M-C	10m	180	104W	8 Function	MTL-180B-10M-M
MTL-C	Spare Controller . For outdoor use, controller to be mounted in weatherproof box				



Net Light IP44

Code Green Wire	Colour of Bulbs	Size	No of Bulbs	Watts	Controller Included IP44	Code Clear Wire
NL-288-C-G	Clear	1.5 x 2m	288	96W	8 Function	NL-288-C-T
†NL-432-C-G	Clear	1.5 x 3m	432	115W	8 Function	NL-432-C-T
NL-288-M-G	Multi	1.5 x 2m	288	96W	8 Function	NL-288-M-T
NL-432-M-G	Multi	1.5 x 3m	432	115W	8 Function	NL-432-M-T

†For outdoor add '**OD**' to code. eg **ODNL-432-C-B** *(Black wire)*



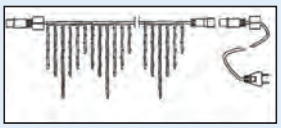

Icicle Light (30 000 Hours) 240V Indoor use only. **IP44** extendable

Code Green Wire	No. of Channel	Length W	Length H	No. of Bulbs	Power Watts	Controller
FI1-60C-1.7*	1	1.7m	0.5m	60	24	Excluded
FI1-90C-2.5*	1	2.5m	0.5m	90	45	Excluded
FI1-240C-5*	1	5m	1m	240	62	Excluded
FI4-240C-5*	4	5m	1m	240	120	8 Function (IP44)

*Add colour of wire to code: ● **GN** *(Green)*, ○ **W** *(White)*, ❍ **T** *(Transparent)*





Curtain Light (30 000 Hours) Indoor use only. **IP44** black wire

Code Clear Bulbs	Curtain Width x Drop	No of Strings	Lamps per String	W (total)	Extendable Sets Max	Controller Excluded
FC3C-20-2/1	2 x 1.0m	20	36	332W	10	WL-310C-FC3C (2.2A) 506W IP44
FC3C-20-2/1.5	2 x 1.5m	20	36	332W	10	
FC3C-20-2/3	2 x 3m	20	36	332W	10	WL-310G-FC3C (2.2A) 506W IP55
FC3C-20-2/5	2 x 5m	20	36	332W	10	
FC3C-20-2/10	2 x 10m	20	36	332W	10	WL-3C-FC3C (8A) 1840W IP44
CLS-2X6M	2 x 6m	24	74B	570W	–	
CLS-2X9M	2 x 9m	24	111B	691W	–	

2-year warranty on all LED products & 1-year warranty on battery-operated products, unless specified.
LED warranty void without surge protection. Refer to page 24.135.

©ACDC Dynamics

NEW

3D LED MOTIFS



Code	SM-I-001-220V	SM-I-002-220V	SM-I-003-220V	SM-I-065-220V	SM-I-066-220V
Size	1200 x 1000mm	2100 x 1300mm	1200 x 800mm	Ø300mm	Ø600mm
Wattage	77W	115W	77W	4W	8W



Code	SM-I-007-220V	SM-I-008-220V	SM-I-009-220V	SM-I-077A-220V
Size	1000 x 650mm	600 x 830mm	400 x 360mm	3500 x 1100mm
Wattage	35W	35W	8W	115W



Code	SM-I-072A-220V	SM-I-072B-220V	SM-I-072C-220V	SM-I-057-220V
Size	Ø400mm	Ø600mm	Ø800mm	Ø400mm
Wattage	16W	23W	27W	8W



Code	SM-I-045A-220V	SM-I-045B-220V	SM-I-045C-220V	PHS-084-220V
Size	420 x 400 x 260mm	320 x 400 x 260mm	200 x 200 x 160mm	600 x 550 mm
Wattage	6W	3W	2.5W	60W

NEW

LASER ETCHED ACRYLIC MOTIF



Code	SM-C-002-220V-*	SM-C-001-220V-*	SM-C-003-220V-*
Size	330 x 310mm	330 x 310mm	450 x 430mm
Wattage	5W	5W	5W

*Add colour to code: ○ **CW** *(Cool White)*, ● **R** *(Red)*, ● **BL** *(Blue)*, ● **GN** *(Green)*

©ACDC Dynamics

3D LIGHT MOTIF WITH STANDARD (28 000hr) LAMPS



Code	BLM-1103	BLM-1105	BLM-1106	BLM-1107	BLM-1111
Size	640 x 450mm	440 x 720mm	920 x 870mm	1120 x 690mm	400 x 1300mm
Wattage	98.28	10.2	212.94	180.18	37.4



Code	BLM-1113	BLM-1114	BLM-1115	BLM-1118
Size	780 x 2400mm	530 x 1300mm	530 x 1100mm	650 x 1400mm
Wattage	54.4W	196.8W	23.8W	213.2W

MINI ROPE LIGHT MOTIF WITH STANDARD (28 000hr) LAMPS

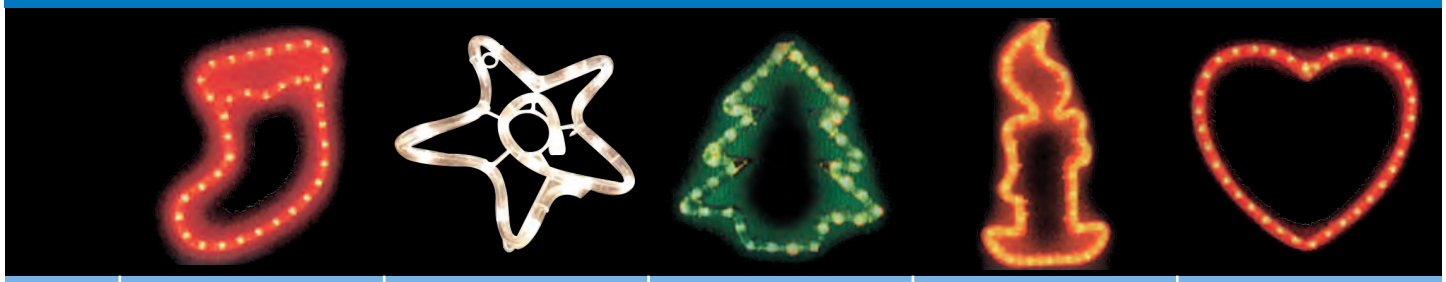

Code	DNM-003	DNM-007	DNM-009	DNM-012	DNM-013
Size	250 x 330mm	230 x 290mm	260 x 340mm	170 x 410mm	350 x 340mm
Wattage	1.7W	1.7W	1.7W	1.7W	1.7W

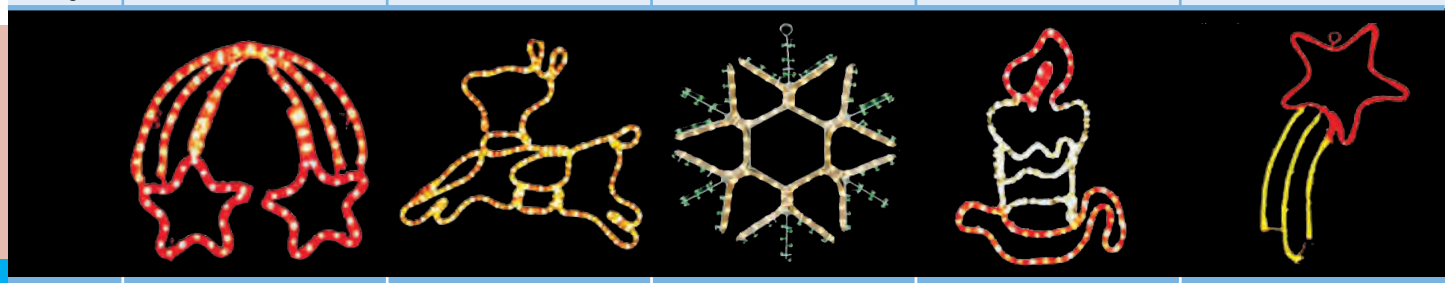

Code	NL-202	NL-105	NL-301	NL-201	NL-104
Size	360 x 420mm	400 x 500mm	Ø410mm	500 x 380mm	560 x 440mm
Wattage	8.5W	6.8W	6.8W	5.1W	6.8W



Code	BLM-1201*	BLM-1205	BLM-1206	LTL-CHERRY-1.8M-WW
Size	1200mm	800mm	1200mm	1800mm
Wattage	58W	8W	8W	6W
Colour	White/Black	White	White	Cherry

*add **–BK** to code for Black

2-year warranty on all LED products & 1-year warranty on battery-operated products, unless specified.
LED warranty void without surge protection. Refer to page 24.135.

©ACDC Dynamics

MINI ROPE LIGHT MOTIF WITH STANDARD (28 000hr) LAMPS



Code	NL-205	NL-303	NL-204	NL-113	NL-112
Size	570 x 380mm	600 x 340mm	640 x 480mm	640 x 480mm	640 x 550mm
Wattage	5.1W	6.8W	8.5W	6.8W	8.5W



Code	NL-527	NL-116	NL-535	NL-504	NL-525
Size	650 x 850mm	680 x 480mm	750 x 580mm	750 x 750mm	730 x 930mm
Wattage	147.6W	8.5W	11.9W	15.3W	13.6W



Code	NL-503	NL-524	NL-306	NL-305	NL-307
Size	800 x 800mm	800 x 800mm	810 x 810mm	930 x 780mm	930 x 730mm
Wattage	11.9W	13.6W	10.2W	10.2W	212.94W



Code	NL-519	NL-312	NL-542	NL-543	NL-514
Size	1080 x 820mm	1100 x 750mm	1200 x 783mm	1200 x 870mm	1200 x 1200mm
Wattage	6.2W	327.6W	13.6W	18.7W	377.2W

• Indoor/Outdoor use • 2 Wire Connection • Supplied without controller, for controllers see page 24.162

©ACDC Dynamics

2-year warranty on all LED products & 1-year warranty on battery-operated products, unless specified.
LED warranty void without surge protection. Refer to page 24.135

MINI ROPE LIGHT MOTIF WITH STANDARD (28 000hr) LAMPS



Code	NL-528	NL-401	NL-604	NL-626	NL-630
Size	1230 x 1110mm	1330 x 1110mm	1500 x 700mm	1530 x 1000mm	1900 x 1300mm
Wattage	278.46W	393.6W	147.42W	18.7W	458.64W



Code	NL-605	NL-606	NL-614	NL-624
Size	2000 x 1000mm	2000 x 1100mm	2000 x 1100mm	2500 x 900mm
Wattage	13.6W	15.3W	15.3W	295.2W



Code	NL-622	NL-609	NL-545	NL-314	NL-636
Size	2500 x 1100mm	3400 x 1200mm	600 x 1400mm	730 x 1850mm	2000 x 1500mm
Wattage	278.8W	687.96W	164W	229.32W	606.8W



Code	NL-417	NL-638	NL-639	NL-660	NL-643
Size	1000 x 2000mm	1100 x 1500mm	1200 x 1500mm	1000 x 3500mm	1300 x 3500mm
Wattage	311.6W	30.6W	344.4W	492W	752W



Code	NL-648	NL-654	NL-655	NL-661
Size	1500 x 3320mm	1000 x 4000mm	1200 x 6200mm	1000 x 4000mm
Wattage	606.80W	557.6W	967.60W	820W

• Indoor/Outdoor use • 2 Wire Connection • Supplied without controller, for controllers see page 24.162

2-year warranty on all LED products & 1-year warranty on battery-operated products, unless specified.
LED warranty void without surge protection. Refer to page 24.135.
©ACDC Dynamics

LED DISPLAYS







c/w **DIM-CG-100**
universal dimmer

Code	LED-DISPLAY1	LED-DISPLAY2	LED-DISPLAY3	LED-DISPLAY3-DIM
Size (mm)	370(W) x 284(H) x 120(D)	370(W) x 284(H) x 120(D)	400(W) x 400(H) x 125(D)	
Lamp Holders	5 x 230V Sockets	4 x 230V Sockets + 1 x 12VAC Socket	5 x 230V (E27) Sockets	
Description	This Display is for 230V AC/DC Dynamics CFL and LED Lamps only.	This Display is for 230V/12V AC/DC Dynamics CFL and LED Lamps only.	This Display is for 230V AC/DC Dynamics CFL and LED Lamps only.	

LED SHOWER HEADS

No battery required 100% water driven







Code	SHL003	SHL004	SHL005
Mode	Temperature Controlled	Temperature Controlled	Temperature Controlled
Features	Blue: Under 30°C, Pink: 31 - 40°C Red: 41 - 50°C, Red Flashing: Above 50°C	Blue: Under 30°C, Pink: 31 - 40°C Red: 41 - 50°C, Red Flashing: Above 50°C	Blue: Under 30°C, Pink: 31 - 40°C Red: 41 - 50°C, Red Flashing: Above 50°C
Size (mm)	Ø200 x 10	200 x 200 x 10	300 x 300 x 10

No battery required 100% water driven





Code	LEDSH-MC	LEDSH-RGB
Mode	Multi Colour	RGB Colour (Temperature Indicating)
Features	When water flows the LED will light up and colour will change gradually	When water flows the LED will light up, Green when temperature is ≤ 25°C, Blue when temperature is between 26°C - 35°C, Red when temperature is between 36°C - 45°C. Red will flash when temperature exceeds 46°C



©ACDC Dynamics

2-year warranty on all LED products & 1-year warranty on battery-operated products, unless specified.
LED warranty void without surge protection. Refer to page 24.135

STAGE LIGHTS

	LED 4-eyes Whirlwind Light	3-Output Laser Effect LED	LED Flowing Light	LED Moving Head Effect Light	LED Vertigo	4 x 55W Soft Light
						
Code	**LDE-027**	**LDE-031**	**LDE-015**	**LDE-019**	**LDE-033**	**AVL37**
Size (mm)	500 x 300 x 140	350 x 250 x 170	375 x 345 x 210	220 x 170 x 290	410 x 280 x 280	635 x 290 x 110
LED's	180 x Ø5 RGB (40W)	192 x Ø5 RGB (20W)	96 x Ø5mm (15W)	84 x 0.14 (12W)	224 x Ø5 (50W)	–
Description	11 DMX Channels, Master/Slave	Sound activated, Auto, 6 DMX channels	DMX512 signal, 4 channels including Auto, Strobe, Master/ Slave, Synchronously running	DMX512 signal, 4 channels including Auto, Strobe, Master/ Slave, Synchronously running	Sound activated, Auto, Master/ Slave	Fluorescent

	Firefly Laser	Green Intelligent Laser with ILDA Interface	LED Super Mini Strobe Light	LED PAR 46 - 5 Channel DMX Controller	LED PAR 56 - 5 Channel DMX Controller
				 IP33	 IP33
Code	**SML-011**	**AV-G100**	**LDE-022-***	**LDP-005-***	**LDP-006-***
Size (mm)	285 x 100 x 135mm	400 x 300 x 150mm	130 x 85 x 55mm	190 x 190 x 330	210 x 210 x 310
LED's	Green 532 nm: 100mW	Green 532nm: 100mW	24 x Ø5mm (5W)	94 x 0.16 (15W)	107 x 0.19 (20W)
Description	DMX512, Sound activated, Auto	DMX512, Sound activated, Auto	With speed adjustability *Add colour to code: ● **R** *(Red)*, ● **GN** *(Green)*, ● **BL** *(Blue)*, ● **Y** *(Yellow)*, ○ **CW** *(Cool White)*	Long Can Control Mode: DMX, Stand Alone, Master & Slave, Sound Activated and Auto For single colour, 2 channel DMX Strobe/ Dimmer	Control Mode: DMX, Stand Alone, Master & Slave, Sound Activated and Auto

*Add colour to code: ● **R** *(Red)*, ● **BL** *(Blue)*, ● **Y** *(Yellow)*, ● **GN** *(Green)*, ○ **CW** *(Cool White)*, ○ **WW** *(Warm White)*

	LED PAR 64 - 4 Channel DMX Controller		High Power LED PAR 64	High Power LED PAR 64	PAR 64 Empty Can
	 IP33	 IP33	 IP33	 IP65	 IP33
Code	**LDP-007-***	**LDP-008-***	**LDP-011-*** / **LDP-012-***	**LDP-015-***	**RTL-19**
Size (mm)	230 x 230 x 320	230 x 230 x 400	230 x 230 x 360 / 230 x 230 x 360	305 x 305 x 340	255 x 226 x 445
LED's	177 x 0.17 (30W)	177 x 0.17 (30W)	36 x 1W(36W) / 36 x 3W(108W)	36 x 1W(36W)	1000W
Description	Short Can with Dip Switch	Long Can with Dip Switch	6 DMX Channels. Aluminium PAR Can. Auto, Strobe, Master Slave, Synchronously Running	6 DMX Channels Digital Display Waterproof	Lamp to be Ordered Separately c/w Frame for Colour Gels
	DMX512 Signal, 4 Channels, including Auto, Strobe, Master-Slave and synchronously running				

*Add colour to code: ● **R** *(Red)*, ● **BL** *(Blue)*, ● **Y** *(Yellow)*, ● **GN** *(Green)*, ○ **CW** *(Cool White)*, ○ **WW** *(Warm White)*

*Add colour to code: ● **R** *(Red)*, ● **BL** *(Blue)*, ● **Y** *(Yellow)*, ● **GN** *(Green)*, ○ **CW** *(Cool white)*, ○ **WW** *(Warm White)*, ●●● **RGB**



Lamp for PAR 64 Can

Code	PAR64-*
Size (mm)	Ø 8"
LED's	1000W (Halogen)
Description	Colour Gels to Ordered Separately

*Add type to code: **MF** *(Medium Flood)*, **WF** *(Wide Flood)*, **NS** *(Narrow Spot)*



Colour Gels for PAR 64

Code	PARGEL-*
Size (mm)	Sheet size: 100x80cm
Description	Red, Green, Blue and Yellow Available

*Add colour to code: ● **R** *(Red)*, ● **BL** *(Blue)*, ● **Y** *(Yellow)*, ● **GN** *(Green)*

2-year warranty on all LED products & 1-year warranty on battery-operated products, unless specified.
LED warranty void without surge protection. Refer to page 24.135.

©ACDC Dynamics



FANS, BUG KILLERS & HYGIENE

25

Maintain a clean and comfortable environment with our range of Fans, Bug Killers & Hygiene products. Our high-efficiency fans ensure optimal air circulation, while our effective bug killers keep your space pest-free. Additionally, our hygiene solutions are designed to maintain cleanliness and promote a healthy living and working environment.

CEILING FANS





Code	SOL-WWW-BAW	SOL-WWB-BWM	SOL-HBW-BAW-L
Fan Type	Whirlwind	Whirlwind	High Breeze
Motor Colour	White	Black	White
Blade Colour	White	Mahogany	White
Blade Length	3 x 1200mm	3 x 1200mm	3 x 1200mm
Light Fitting	No	No	LED
I/P Power	60W	60W	80W
Controller	**SOL-REG1F**	**SOL-REG1F**	**-**
Remote	-	-	**SOL-L4**
Weight	5.6kg	5.6kg	7.51kg





Code	SOL-HBB-BWM-T	SOL-HBAB-BAB-B	SOL-HB100B-BWT
Fan Type	High Breeze	High Breeze	High Breeze 100
Motor Colour	Black	Bronze	Black
Blade Colour	Mahogany	Bronze	Teak
Blade Length	4 x 1200mm	4 x 1200mm	4 x 1500mm
Light Fitting	Tara	Bella	No
I/P Power	80W	80W	100W
Controller	**SOL-REG1F1S**	-	-
Remote	-	**SOL-L4**	**SOL-F4**
Weight	7.51kg	7.51kg	7.51kg






Code	SOL-BA-BA	SOL-SENW-BAW	SOL-SENW-BAW-L	SOL-SENB-BWM
Fan Type	Brushed Aluminium	Senorita	Senorita	Senorita
Motor Colour	Brushed Aluminium	White	White	Black
Blade Colour	Brushed Aluminium	White	White	Mahogany
Blade Length	4 x 1200mm	3 x 1200mm	3 x 1200mm	3 x 1200mm
Light Fitting	No	No	LED	No
I/P Power	80W	80W	80W	80W
Controller	-	**SOL-REG1F**	**SOL-REG1F1S**	-
Remote	**SOL-F4**	-	-	**SOL-F4**
Weight	6.5kg	6.5kg	6.5kg	6.5kg


SOL-REG1F


SOL-REG1F1S


SOL-L4


SOL-F4

Spare Controllers / Regulators

Code	Description
SOL-REG1F	Mains Regulator
SOL-REG1F1S	Mains Regulator + Switch
NEW **SOL-REG3F**	Mains Regulator for 3 Fans
SOL-L4	Remote 4 Speed + Switch + battery (9V N2009V)
SOL-F4	Remote 4 Speed + battery (9V N2009V)

Note: Other model and assembly options available on request. Please visit your closest ACDC outlet or visit www.solent.co.za for assistance.

©ACDC Dynamics

NEW

CEILING FANS

Supply Voltage:
230VAC







Code	HJ-050	609-White	609-Black
Lights	LED	LED	LED
No. of blades/ Diameter	4/1080mm	4/1080mm	4/1080mm
Colour	Chrome	White	Black
Wattage	Fan: 60W/Light:48W	Fan: 60W/Light:48W	Fan: 60W/Light:48W
Controller	Remote controller	Remote controller	Remote controller
Colour Temperature	2700K/4200K/6100K	2700K/4200K/6100K	2700K/4200K/6100K

Supply Voltage:
230VAC







Code	HJ-3626	HJ-3503	HJ-3548
Lights	LED	LED	LED
No. of blades/ Diameter	4/910mm	4/910mm	4/1080mm
Colour	Yellow	Pink	Coffee
Wattage	Fan: 60W/Light:48W	Fan: 60W/Light:48W	Fan: 60W/Light:48W
Controller	Remote controller	Remote controller	Remote controller
Colour Temperature	2700K/4200K/6100K	2700K/4200K/6100K	2700K/4200K/6100K

Supply Voltage:
230VAC







Code	HJ-3544	HJ-3624	HJ-3623
Lights	LED	LED	LED
No. of blades/ Diameter	4/1080mm	4/910mm	4910mm
Colour	Golden	Blue	Pink
Wattage	Fan: 60W/Light:48W	Fan: 60W/Light:48W	Fan: 60W/Light:48W
Controller	Remote controller	Remote controller	Remote controller
Colour Temperature	2700K/4200K/6100K	2700K/4200K/6100K	2700K/4200K/6100KW

Supply Voltage:
100-240VAC
Blade Material:
ABS (Plastic)







Code	FS11001P-3-36-GD	FS11001P-3-36-BK	FS11001P-3-36-WH
Lights	LED Dimmable	LED Dimmable	LED Dimmable
No. of blades/ Diameter	3/915mm(36")	3/915mm(36")	3/915mm(36")
Colour	Woodgrain/Gold	Black	White
Wattage	Fan: 35W/Light:22W	Fan: 35W/Light:22W	Fan: 35W/Light:22W
Controller	Remote controller	Remote controller	Remote controller
Colour Temperature	3000-6000K(Adjustable)	3000-6000K (Adjustable)	3000-6000K (Adjustable)

©ACDC Dynamics

CEILING FANS

Supply Voltage:
230V 50Hz









Order fan hook separately

Code	HS-33M-WC	HS-36-R	HS-36-W	HS-36-W-GR
Lights	2 x E27	1 x E27	1 x E27	1 x E27
No. of Blades / Diameter	5 / 52" (1320mm)	3 / 52" (1320mm)	3 / 52" (1320mm)	3 / 52" (1320mm)
Colour	Titanium body / Silver Blades	White	White	Dark Metallic Grey
Control	Wall	Remote	Wall	Wall
Spare Glass	**PGL105**	**HS-36-GLASS**	**HS-36-GLASS**	**HS-36-GLASS**

Supply Voltage:
230V 50Hz
c/w Wall Controller







Order fan hook separately

Code	HS-37	HS-5301-L	FD2-5-1200-*
Lights	-	1 x E27	-
No. of Blades / Diameter	3 / 52" (1320mm)	4 / 48" (1220mm)	3 / 48" (1200mm)
Colour	White	Gold on White	***BK**= Black/ **WH**=White
Spare Glass	-	**HS-5301-GLASS**	-

DECORATIVE CEILING FANS

Supply Voltage:
230V 50Hz









Code	WS52-5CL	WS52-5C1L	WH48TU	M42027-XY-1L
Lights	1 x E27	2 x E14	-	E27
No.Blades/Dia.	5 / 52" (1320mm) wood	5 / 52" (1320mm) wood	3 / 48" (1220mm)	4 / 42" (1066mm)
Colour	White / Wood grain	White / Wood Grain	White (steel)	Aluminium / Wood
Spare Glass	**WS52-OPAL**	**WS52-DISE**	-	**M42027-GLASS**

All of the above fans come with 3-speed pull chain control and are reversable.

CEILING FAN SPARES











Code	WS-3SPS	WS-PS	WS-CAP	HS-5301-CN	FAN-HOOK
Description	Spare 3-step pull switch	Spare light pull switch	Spare AC Starting Capacitor	Spare wall control for **HS-5301**	Spare Ceiling Mounting Hook

Remote Controls

Frequency:
433.92MHz









Code	OW301	HS-36-REMOTE	AS-CF125N	AS-CF130N
Description	Transmitter (remote) and receiver. 3 Speed fan control, reversibility and light on/off.	Transmitter (remote) and receiver. 3 speed fan control & 1-9 hour fan turn off timer. Light on/off with 3 minute off delay timer & dimmer	Transmitter (remote) & receiver, 3 speed fan controller with fan on/off. Light on/off & dimmer	Transmitter (remote) & receiver, 4 speed fan controller with fan on/off. Light on/off & dimmer. Delay off function. Temp compensation, Timer, LCD monitor.

©ACDC Dynamics

DOMESTIC & INDUSTRIAL FANS - 230VAC

Wall Mounted Fans

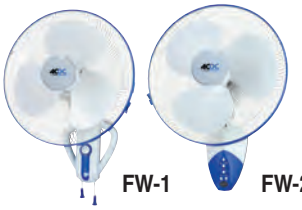

Code	Description
FW-1	16" 3 speed wall mount fan with on/off wall cord
FW-2	16" 3 speed wall mount fan with remote control and 0.5 - 7.5 hour timer

Desktop Fans



Code	Description
FT-40	16" 3 speed desktop fan
FD30-FQY-C	12" 3 speed desktop fan

Floor Standing Fans



CH-1640RF *(with remote control)* CH-1686

Code	Description
CH-1686	16" 3 Speed Floor standing fan
CH-1640RF	16" 3 Speed Floor standing fan with remote control & 8 hour timer

Antique Copper Fans - Oscillating function



FT-30MC FD-40M

Code	Description
FT-30MC	12" 3 Speed Desktop fan
FD-40M	16" 3 Speed Pedestal fan

High Volume Fans - Oscillating function

5 x Plastic Blades



CFT-45 CFS-45

Code	Description
CFT-45	18" 5 Speed Floor standing fan
CFS-45	18" 5 Speed Pedistal fan

Box Type Fans



Code	Description
FB3001	12" 3 Speed Floor standing fan
FB2501	10" 3 Speed Floor standing fan

20" Box Fan



Code	Description
KYT-50B	20" 3 Speed Floor standing fan

Plastic body & blades. Tiltable.
Perfect for areas with corrosive atmospheres

Industrial Fans - 3 Speed



Size	Floor No Oscillation	Wall with Oscillation		Pedestal with Oscillation
		Directly Connected	With Remote	
18"	CH-V18	CHW-V18	CHW-V18R	CH-S1871
20"	CH-V20	CHW-V20	CHW-V20R	CH-S201
24"	CH-V24	CHW-V24	CHW-V24R	CH-S241
26"	CH-V26	CHW-V26	-	CH-S261

3-in-1 Fan - Powder Coated Grill

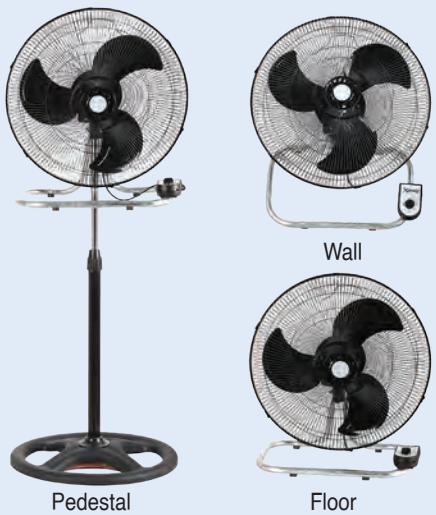

Code	Description
CH-VWS18	3 Speed Floor/Wall/Pedestal fan

- 3-in-1 Design:
  - Stand for use as floor fan
  - Wall mounting using the stand
  - Pedestal included
- With oscillation
- Powder coated grill offers improved corrosion resistance

©ACDC Dynamics

FANS & AIR CONDITIONERS



JS-KN02



JS-KN03

Bladeless Fans

Code	JS-KN02	JS-KN03
Voltage	230VAC	230VAC
Power	40W	40W
Speed	4600 - 8000RPM	4600 - 8000RPM
Max Air Flow	450lt/min	450lt/min
Swing Angle	90°	90°
Tilt Angle	10°	10°
Size (mm)	300Ø	300 x 200

A small brushless motor mounted in the base column delivers primary air flow up to 27lts/min. The anular surround & jet (circular/oval) expels this air and draws in surrounding air amplifying the primary air intake by up to 15 times. Low centre of gravity, touch tilt control, continuously variable airflow, Oscillation control, Illuminated On-Off switch. Supplied with hand held remote control.

AirCon (Cool Only)

10000BTU



GMCTAC10

- Room Size: 20-25m²
- 3 Modes: Cool, Fan only, Dry
- Condensate free
- 24 hour timer
- IR remote & touchpad control
- Cooling capacity: 10000BTU

AirCon (Heat & Cool)

12000BTU



GMCP12R

- Room Size: 25-28m²
- LCD Display
- Soft touch keypad
- 3 speed cooling fan
- 24 hour timer
- Auto restart/sleep mode
- Top air discharge
- Self evaporating system
- Cooling capacity 12000BTU / 3.5kW
- Heating capacity: 2kW

Supplied with:
1 x 1.5m Exhaust hose
1 x Window slider + Cover
1 x Hose / Window adaptor
1 x Remote

Mist Cooling Fan



LB-FS-A

- 16" 3 Speed Fan
- c/w Remote control
- Mist Adjustable: 300ml/h max
- Power: 75W
- Anion Generator
- Water Tank 3.2L
- Size: Ø400 Base x 1170mm (H)

VENTILATION FANS



BPT12-13A-B
BPT12-13B-B



BPT12-13A-D
BPT12-13B-D



BPT12-13A-J
BPT12-13B-F



APC13A-9/11/13



APB20/25B

Ceiling Fans

Code	Performance	Watts	Size	Pipe Outlet Ø	Colour
BPT12-13A-B	140m³/h	18	255 x 255mm	100mm	White
BPT12-13B-B	180m³/h	24	290 x 290mm	100mm	White
BPT12-13A-D	140m³/h	18	255 x 255mm	100mm	White
BPT12-13B-D	180m³/h	24	290 x 290mm	100mm	White
BPT12-13A-J	140m³/h	18	255 x 255mm	100mm	Silver
BPT12-13B-F	180m³/h	24	290 x 290mm	100mm	Silver

Wall/Window Fans

Code	Performance	Watts	Size - H x W x Ø mm
APC13A-9	40m³/h	12	150 x 150 x 100
APC13A-11	80m³/h	15	180 x 180 x 120
APC13A-13	200m³/h	18	210 x 210 x 150

Wall Fans

Code	Performance	Watts	Size - H x W x Ø mm
APB20B	500m³/h	20	305 x 305
APB25B	800m³/h	20	350 x 350

©ACDC Dynamics

WALL/CEILING MOUNT FANS



UNICO Series IPX4 - 230VAC

• Wall/Ceiling mount axial extraction fan for direct extraction or short ducts
• High performance, quiet running & low power consumption

Code	OW57110	OW57100	OW57200	OW57300	OW57120	OW57220	OW57320
Flow m³/h	95	95	170	290	85	155	270
Watts	13	13	18	29	13	18	29
dB(A) 3m	35,6	35,6	38,8	42,2	35,6	38,8	42,2
Hole Ømm	100	100	120	150	100	120	150
Auto Shutter	✘	✘	✘	✘	✔	✔	✔
Ball Bearing	✔	✘	✘	✘	✘	✘	✘
Size (mm)	164x164x86	164x164x86	184x184x79	214x214x99	164x164x79	184x184x79	214x214x99

Accessory Options: Grill, Shutter, Controller, Sensor, Timer - See accessories pg 947

inSERIES



In Series IPX4 - 230VAC

• Wall / Ceiling / Panel / Window Mount axial extraction fan for direct extraction or short ducts
• Window Kit Ordered separately • Low profile, Low noise

Code	OW501	OW502	OW503	OW504	OW505	OW506	OW527
Flow m³/h	105	180	330	110	185	340	330
Watts	13	18	29	16	21	29	29
dB(A) 3m	35,6	38,8	42,2	35,6	38,8	42,2	42,2
Hole Ømm	100	120	150	100	120	150	150
Auto Shutter	✘	✘	✘	✔	✔	✔	✘
Ball Bearing	✘	✘	✘	✘	✘	✘	✔
Size (mm)	160x160x71	180x180x72	210x210x86	160x160x71	180x180x72	210x210x86	210x210x110



In Series Window Kits

Code	Description
OW591	For Fan **OW501 / OW504**
OW592	For Fan **OW502 / OW541**
OW593	For Fan **OW503 / OW527 / OW506**



Accessory Options: Grill, Shutter, Controller, Sensor, Timer - See accessories pg 947



ALBA Series IPX4 - 230VAC

• Wall/ceiling mounting axial extraction fan for direct extraction or short ducts.
• Click-On / Click-Off assembly of grill and cover • Long life ball bearing motor and backdraught shutter.
• High performance low noise and low power consumption • **HT** (Humidity + Timer control).

Code Standard	Code With HT	Flow m³/h	Watts	dB(A) 3m	Size mm H x W x D	Hole Ømm
OW53110	OW53112	80	10	34,6	160x160x93	100
OW53210	OW53212	135	16	37	180x180x97	120
OW53310	OW53312	240	29	41,5	210x210x113	150

Accessory Options: Grill, Shutter, Controller, Sensor, Timer - See accessories pg 947



Mini



Standard

WHILE STOCKS LAST

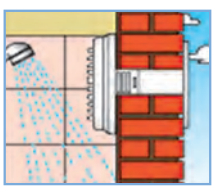

Standard and Mini Series

• Axial fans. Wall, ceiling or panel mounting • ABS Material • Splash Proof

Code	Models	Flow Rate	Watts	Size H x W	Pipe Ø
OW847	Standard 8	35m³/h	15	123 x 123	75
OW157	Standard 10	85m³/h	13	154 x 154	98
OW158	Standard 12	125m³/h	13	174 x 174	118
OW161	Standard 15	230m³/h	30	210 x 210	146
*OW121	Mini 10 Sensor	85m³/h	14	154 x 154	100
*OW122	Mini 12 Sensor	125m³/h	21	174 x 174	120
OW137	Mini 10	85m³/h	14	154 x 154	100

*Infrared sensor for auto start of fan when room is occupied

©ACDC Dynamics

WALL/CEILING MOUNT FANS



Flush mount in wall



Surface-mounted fan ceiling fitted



Outlet hole adjustable in 2 different positions (built in version)

* flow rate for upper/ rear outlet
# T = unit with timer
# HT = unit starts automatically when humidity level increases

Diverso Series IPX5 - 230VAC

- Centrifugal Wall or Ceiling fans for extraction through ducts
- Specially designed grill to avoid dust deposits on walls. • Balancing grill allows easy removal of filter
- IPX5 rating allows unit to be installed in humid environments.

Code	Model	Flow Rate	Watts	Dimensions (mm)
Flush mount unit - Built into wall or ceiling.				
OW826	Diverso in 80	90/80*	28	244 x 244 x 130
OW829	Diverso in 160	190/170*	50	300 x 300 x 160
OW833	Diverso in 240 T#	270/240*	80	300 x 300 x 160
OW834	Diverso in 240 HT#	270/240*	80	300 x 300 x 160
Surface Mount Units - Surface mount on wall or ceiling with rear exit				
OW817	Diverso 80	80	28	244 x 244 x 117
OW820	Diverso 160	170	50	300 x 300 x 148
OW824	Diverso 240 T#	240	80	300 x 300 x 148
OW825	Diverso 240 HT#	240	80	300 x 300 x 148

Recessed Wall Kit - c/w temporary insert to keep out mortar or plaster during construction	
OW82610	To fit **OW826**
OW82910	To fit **OW829, OW833, OW834**

Accessory Options: Grill, Shutter, Controller, Sensor, Timer - See accessories pg 947

WINDOW MOUNT FANS





See our website for product demonstration video

EASY Series IPX4- 230VAC

Offers a revolutionary installation method. The fan can be mounted completely from inside the building by just one person because of the collapsable external grill. Easy, fast mounting without screws.
- Wall or glass mount up to 50mm • Internal Auto Shutter

Code	Flow m³/h	Reverse Flow*	Watts	dB(A) 3m	Size (mm) H x W x D	Hole Ømm
OW70001	260	✘	29	40	223 x 223 x 111	184 - 195
OW70201	660	✔	29	43	285 x 285 x 140	254 - 262
OW70401	1450	✔	60	46	360 x 360 x 140	324 - 337

* Controller to be ordered separately. See pg 947 for all accessories



VENTIL Series IPX4 - 230VAC

- Window mounting up to 10mm • Manual Shutter Operation • Fitted with anti-vibration gasket

Code	Flow m³/h	Watts	dB(A) 3m	Hole Ømm	Shutter	Size mm H x W x D
OW841	100	13	34	155-165	Pull Cord	174x174x103
OW842	155	29	42	186-195	Pull Cord	210x210x128

See pg 947 for general accessory options for O.ERRE Fans



VENTILOR Series IPX4

- 230VAC Window / Panel mounting up to 50mm
- Silent shutter operation • Fitted with anti-vibration gasket

Code	Flow m³/h	Watts	dB(A) 3m	Hole Ømm	Shutter	Reversable Air Flow*	Size mm H x W x D
OW188	450	50	58	225-235	Pull Cord	✘	280x280x124
OW190	450	50	58	225-235	Auto	✔	280x280x124
OW192	750	60	45	275-285	Auto	✔	335x335x162

* For optional controller, see pg 947.

VENTILOR Specific Accessories

Code	Description
OW191	Wall mounting kit for **OW188** / **OW190** / **OW192**

See pg 947 for general accessory options for O.ERRE Fans

©ACDC Dynamics

WINDOW MOUNT FANS

WHILE STOCKS LAST



Grill



Wifi wireless controller

Smart Commercial Fans IPX4 - 230VAC

- For window, wall or panel mount, domestic and commercial fans
- Rain proof shutters to prevent entry of air when fan is switched off. Shutters open automatically with air flow when the fan is working.
- (AR) = Auto Shutter Reversible Airflow
- (Wifi) = Remote Wireless Control

Code	Model	Shutter	Reverse Flow	Flow Rate	Watts	Size H x W x D
OW720	Smart 23/9 (AR)	Auto	✔	750m³/h	40	331 x 321 x 141
OW721	Smart 23/9 (M)	Manual	✘	750m³/h	40	331 x 321 x 141
OW714	Smart 30/12 (AR)	Auto	✔	1350m³/h	75	375 x 385 x 148
OW713	Smart 30/12 (AR Silent)	Auto	✔	1000m³/h	45	375 x 385 x 148
OW718	Smart 30/12 (AR Wifi)*	Auto	✔	1400m³/h	60	375 x 385 x 148

Accessories

Code	Description
OW798	Wall Fixing Kit for Smart Fans
OW795	Double Glass Kit for Smart 23/9
OW799	Double Glass Kit for Smart 30/12

General Accessory Options for Window Mount Fans Below



OW800/802/907



OW801/803



OW308/9



OW314/5



OW339

General Accessory Options for O.ERRE Fans

Code	Description
OW800	Rain grill for external wall mounting - 154 x 154 x Ø99mm
OW802	Rain grill for external wall mounting - 154 x 154 x Ø119mm
OW907	Rain grill for external wall mounting - 208 x 208 x Ø155mm
OW801	Gravity Shutter for external wall mounting - 149 x 149 x Ø99mm
OW803	Gravity Shutter for external wall mounting - 149 x 149 x Ø119mm
OW314	5 Speed controller for non reversable flow fans
OW315	5 Speed controller for reversable flow fans
OW308	Humidity sensor for fans up to 200W
OW309	PIR Occupancy sensor for fans up to 200W
OW339	Proportional OFF timer for fans up to 200W

EXTRACTOR & DUCT FANS



Outdoor IPX5 - 230V - Centrifugal extractor fan for outdoor installation

Code	Model	Flow Rate	Watts	Dimensions (mm)
OW56100	CO100	280m³/h	55	260 x 306 x 114
OW56200	CO150	350m³/h	60	260 x 306 x 114

- Operating temperature range: -20˚ to 70˚C
- Duct Size: Ø96-149mm
- Outdoor is a very quiet running fan with a long-lasting ball bearing motor.
- External installation provides even quieter operation

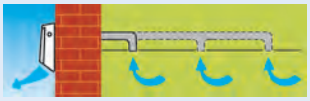

Outside installation
Single or multi-room extraction



See our website for product demonstration video.



Two part construction and quick locking ring allows for very convenient & easy installation. Junction box orientation is easily adjustable.

LINEAR Series Duct fans IPX4 - 230V

The LINEAR series in-line duct fan conveys air or fumes through ducts. Suitable for domestic and industrial applications. Long life ball bearing motor with 3 running speeds. Easy installation and maintenance by quick release of the central motor unit.

Code	Flow m³/h	Watts	dB(A) 3m	Size (mm) Ø x Lx H	Size (mm) Pipe Ø	Speed RPM
OW47300	260	28	38	180 x 258 x 210	100	2400
OW47310	350	29	42	180 x 258 x 210	125	2150
OW47320	500	40	51	205 x 263 x 235	150	2170
OW47330	500	40	51	205 x267 x 235	160	2170

©ACDC Dynamics

CEILING EXTRACTOR FANS





Ceiling Extractor Fans

Easy removable grill to assist with cleaning for better performance and working life

Code	Size	Power	Speed	Flow rate
APT20-4C	200mm (8")	30W	1200r/min	270m³/h
APT25-5C	250mm (10")	40W	1200r/min	384m³/h

DOMESTIC VENTILATOR / EXHAUST FANS

Solar Powered Ventilation / Exhaust Fan IP24



Code	Min/Max Voltage	Min/Max Amps	Min/Max RPM	Min/Max Flow	Duct Ø mm	Duct Length mm	Grill Size mm	Solar Panel
PSS-102	9-18V	0.0064-0.0092	1390-2490	13-20m³/h	130	240-410	163x171x33	154x154x86

- Mount on sunny side of building
- Unclip and reverse motor 180° to change flow direction
- Internal diaphragm allows for flow rate adjustment
- Telescopic ducting adjust for wall thickness
- No mains connection required
- 2.5W Solar Panel

Intelligent Ventilation Fan IP44



Code	Voltage	Max Power	Amps	Max RPM	Max Air flow	Duct Ø mm	Size mm	Protection
IFAN-MOVE	100-240VAC	3.8 Watts	0.03	2200	133m³/h	100-125	163x171x33	IP44

- Humidity control
- Timer control
- Speed control
- Switch delay control
- Operation mode control
- Hand held remote control unit
- 2 sizes of duct spigot supplied

4 x Ventilation modes

St/By Mode:- Awaiting input from internal sensors or external switch

24 Hour Mode:- Fan runs at low speed, if humidity increases fan switches to MAX mode or to Silent mode if motion sensor activated

Silent Mode:- May be activated by the motion sensor, external switch or humidity sensor.

Max Mode:- Activated by the humidity sensor by default.

Wall or Ceiling Mounted Ventilation Fans



Code	Max Flow	Voltage	Watts	Amps	Noise	Size (mm) L x H x D	Duct Ø mm	Protection
100-X1*	99m³/h	220-240VAC	14	0.085A	33dBA	152 x 152 x 108	100mm	IP34
125-X1*	185m³/h	220-240VAC	16	0.1A	34dBA	177 x 177 x 114	125mm	IP34
150-X1*	295m³/h	220-240VAC	24	0.13A	37dBA	205 x 205 x 132	150mm	IP34

* Add **-TH** to code for timer 2 to 30min + Humidity sensor (60 - 90%RH) if required
* Add **-12** to code for 12VAC Fan



Code	Max Flow	Voltage	Watts	Amps	Noise	Size (mm) L x H x D	Duct Ø mm	Protection
QUIET100*	97m³/h	230VAC	7.5	0.049A	25dBA	158 x 158 x 107	99mm	IP45
QUIET125*	185m³/h	230VAC	17	0.1A	32dBA	182 x 182 x 91	123.5mm	IP45
QUIET150*	315m³/h	230VAC	19	0.09A	33dBA	214 x 214 x 130	147.5mm	IP45

* Add **-12** to code for 12VAC Fan

100-MA Series - Shutters open automatically when fan operates



Code	Max Flow	Voltage	Watts	Amps	Noise	Size (mm) L x H x D	Duct Ø mm	Protection
100-MATP*	98m³/h	220-240VAC	18	0.085A	34dBA	165 x 165 x 92	100mm	IP24
	185m³/h	220-240VAC	22	0.1A	35dBA	190 x 190 x 98	125mm	IP24
	295m³/h	220-240VAC	26	0.13A	39dBA	212 x 212 x 114	150mm	IP24

MATP Fans include a Timer (2-30min) and a Motion Sensor (1-4m Sensing)

©ACDC Dynamics

VENTILATION KITS

					
Code	**NVVKO1K-100/3**	**NVVKO1K-125/3**	**NVVKO1K-150/3**	**NVTT-100/3**	**NVTT-200/6**
Flow Rate	107m³/h	190m³/h	305m³/h	123.5m³/h	870.7m³/h
Duct Size	Ø100mm	Ø125mm	Ø150mm	Ø100mm	Ø200mm
Kit includes	• **VK01K** 100mm Axial in-line • Fan with bracket • 2 x Grills (154 x 154mm) • 100mm plastic connector with black valve • 3m plastic flexible duct • 6 x hose clamps	• **VK01K** 125mm Axial in-line • Fan with bracket • 2 x Grills (187 x 187mm) • 125mm plastic connector with black valve • 3m plastic flexible duct • 6 x hose clamps	• **VK01K** 150mm Axial in-line • Fan with bracket • 2 x Grills (221 x 299mm) • 150mm plastic connector with black valve • 3m plastic flexible duct • 6 x hose clamps	• **TT-100** in-line fan • Disk valve Ø100mm • Grill with gravity shutters (154 x 154mm) • 3m aluminium-laminated flexible duct • 10m duct tape (50mm)	• **TT-200** in-line fan • Disk valve Ø200mm • Grill (250 x 250mm) • 3m alu-laminated flexible duct • 4 x hose clamps

Duct Fans

					
Code	**VKO1K-100**	**VKO1K-125**	**VKO1K-150**	**TT-100**	**TT-200**
Description	Axial in-line duct fan	Axial in-line duct fan	Axial in-line duct fan	In-line duct fan	In-line duct fan
Flow Rate	107m³/h	190m³/h	305m³/h	123.5m³/h	870.7m³/h

Accessories

					
Code	**A*-VRF**	**MV***	**MV*-J**	**AFC-*-†**	**CZN-***
Description	Plastic Disk valve	Spare Grill	Gravity Shutter	Alu-laminated flexible duct	Hose clamps

*Add duct size in mm to code: **100, 125, 150, 200**

†Add length of duct to code: **1M, 3M, 6M** (Only for **100, 125, 150** Ducts)
(200mm only available in 10m Length)

PANEL FANS


Steel Guard




Plastic Guard


Filter Kit

• Ball Bearing – long life • Wires to terminals

Size		80x80x25	80x80x38	92x92x25	120x120x38	172 x150x50
DC Fan	m³/h	53	–	78	160	–
	dB	34	–	31	41	–
	12VDC	**AD0812MB-A70**	–	**AD0912MB-A70**	**AD1212MB-F51**	**AD1712MB**
	24VDC	**AD0824MB-A70**	–	**AD0924MB-A70**	**AD1224MB-F51**	**AD1724MB**
	48VDC	**AD0848MB-A71**	–	**AD0948MB-A70**	**AD1248MB-F51**	**AD1748MB**
AC Fan	m³/h		25	39	157	315
	dB		18	21	44	50
	115VAC		**AA8381MB-AT**	**AA9251MB-AT**	**AA1281MB-AT**	**AA1751MB-AT**
Ball Bearing	230VAC		**AA8382MB-AT**	**AA9252MB-AT**	**AA1282MB-AT**	**AA1752MB-AT**
Sleeve Type	230VAC		**SF8080-2**	**SF9292-2**	**SF120120-2**	–
Accessories						
Chromed steel finger guard		**AFG0805**	**AFG0805**	**AFG0906**	**AFG1207**	**AFG1758**
Plastic finger guard		**PFG0805**	**PFG0805**	**PFG0906**	**PFG1207**	**PFG1758**
Filter Kit c/w Low Density non-woven fabric filter		**APF08L**	**APF08L**	**APF09L**	**APF12L**	–

©ACDC Dynamics

PANEL FANS



1 part number = complete system



Typical application



Thermostat Controller

Systema Series

240V fan c/w grill and filter plus separate outlet grill and filter for electrical cabinets.
Ambient temperature range: -20° to +50°C. Motor with ball bearings rated for 30 000 hours.

Code	IP Rating	Flow Rate	Watts	Size H x W	Spare Filter (set of 4)	Spare Grills
OW976	IP44	42m³/h	17	130 x 130	OW962	OW965
OW978	IP44	110m³/h	30	250 x 250	OW968	OW951
OW992	IP54	85m³/h	30	250 x 250	OW991	OW951
OW979	IP44	130m³/h	30	320 x 320	OW963	OW966
OW981	IP44	360m³/h	35	320 x 320	OW963	OW966
OW982	IP55	136m³/h	35	320 x 320	OW964	OW966
Systema Series - 110VAC						
OW989	IP44	360m³/h	35	320 x 320	OW963	OW966







T° Control Series for Electrical Cabinets IP54

Available Setup as Intake or Exhaust fan • Ball bearing motor • Supplied with grill & filter

Code Intake	Code Exhaust	Flow Rate			Size		Spare Filter	Spare Grill
		with filter	no filter	watts	HxWmm	Voltage	(set of 6)	(RAL7035)
OW100435	OW101735	55m³h	120m³h	5	148 x 148	24VDC	OW88200	OW92635
OW100235	OW101835	60m³h	110m³h	20	148 x 148	110-120VAC	OW88200	OW92635
OW100135	OW101935	60m³h	110m³h	20	148 x 148	220-240VAC	OW88200	OW92635
OW100835	OW102135	120m³h	145m³h	5	250 x 250	24VDC	OW88400	OW90835
OW100635	OW102235	125m³h	135m³h	20	250 x 250	110-120VAC	OW88400	OW90835
OW100535	OW102335	125m³h	135m³h	20	250 x 250	220-240VAC	OW88400	OW90835
OW101035	OW102635	260m³h	300m³h	25	250 x 250	110-120VAC	OW88400	OW90835
OW100935	OW102735	260m³h	300m³h	25	250 x 250	220-240VAC	OW88400	OW90835

Fan



Grill



Econo Fans for Electrical Cabinets IP43

Code 230VAC	Code 115VAC	Flow Rate	Size H x W	Watts 230VAC	Watts 115VAC	Spare Filter	Outlet Grill c/w filter
FKL6621.230	FKL6621.115	20m³/H	117 x 117	12W	12W	FK21F	FKL6621.300
FKL6622.230	FKL6622.115	55m³/H	150 x 150	19W	18W	FK22F	FKL6622.300
FKL6623.230	FKL6623.115	105m³/H	204 x 204	19W	18W	FK23F	FKL6623.300
FKL6625.230	FKL6625.115	230m³/H	255 x 255	37W	40W	FK25F	FKL6625.300
FKL6626.230	FKL6626.115	500m³/H	323 x 323	77W	71W	FK26F	FKL6626.300
FK7726.230	FK7726.115	1020m³/H	325 x 325	120W	135W	FK76F	FK7726.300

Fans complete with grill and filter. Outlet grill to be ordered separately
Fan can be configured as either intake or exhaust
Colour RAL 7035



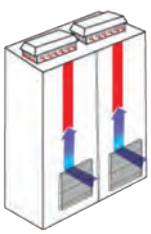

Cabinet Top Exhaust Fans

Code	Size (mm) W x D x H	Panel (mm) Cut-Out	Flow Rate		Power Watts	IP Rating	Noise
			No Filter	With Filter			
F2E190-230-DSP	400x350x103	179.5x179.5	570m³h	456m³h	58	IP55	62dB
F2E220-230-DSP	400x350x103	179.5x179.5	860m³h	688m³h	58	IP55	73dB
F2E225-230-DSP	400x350x103	179.5x179.5	1200m³h	960m³h	135	IP55	69dB

Complete Grill Code	Size (mm) W x D x H	Panel Cut-Out (mm)	Spare Filter Mat
FK6626.300	320 x 320 x 31	290 x 291	FK26F



©ACDC Dynamics

FANS

Industrial Axial Fans - Non-corrosive impeller CE


Fan

Light Duty IP42 230VAC - Maximum operating temperature 40°C

Code	OW73301	OW73302	OW73303	OW73304	–	–	–	–
Power (Watts)	30	55	70	72	–	–	–	–
Flow m³/h	550	1100	1400	1700	–	–	–	–

Medium Duty IP55 - Maximum operating temperature 60°C


RGM-10

Code	–	OW73001	OW73003	OW73005	OW73007	OW73011 NEW	OW73012 NEW	OW73016
Power (Watts)	–	80	100	115	120	240	240	270
Flow m³/h	–	1200	1800	2400	3500	6200	6200	9000
Supply Volts	–	230VAC	230VAC	230VAC	230VAC	230VAC	400VAC	400VAC

Eco Heavy Duty IP54 230VAC - Maximum operating temperature 60°C

Code	–	OW73214	OW73215	OW73216	OW73217	OW73218	–	OW73219
Power (Watts)	–	50	65	75	80	280	–	240
Flow m³/h	–	1500	2200	2900	4100	7100	–	8900
Supply Volts	–	230VAC	230VAC	230VAC	230VAC	230VAC	–	230VAC

Note: Controller **RGM-10** included in supply of heavy duty fans **OW73214**, **OW73215**, **OW73216**, **OW73217**, **OW73218**, **OW73219**.


Explosion Proof Fan

Explosion Proof IP55 - II 2G c T4 (135°)

Code	–	OW354	OW355	OW356	OW350	OW351	OW361	–
Power (Watts)	–	120	140	160	180	210	180	–
Flow m³/h	–	900	1500	2250	2900	4500	2900	–
Supply Volts	–	230VAC	230VAC	230VAC	230VAC	230VAC	400VAC - 3P	–

Note: Explosion proof fans EX-Atex approved CESI. N.03 Atex 251


Grill

Accessories

Description	Code							
Grill	OW594	OW595	OW596	OW597	OW598	OW599	OW598	OW600
Size (h x w x Ø)	280x280x208	340x340x260	390x390x312	460x460x365	510x510x415	630x630x515	510x510x415	815x815x630



TB Series - In-line Axial Duct Fans. 230V

Code	Model	Flow Rate	Watts	Size W x Ø
OW184	TB10	85m³/h	15	97 x 96
OW194	TB12	150m³/h	15	97 x 116
OW195	TB15	265m³/h	25	113 x 147


Fan


Gravity Shutter


Duct Clamps

Centrifugal In-Line Duct Fans – Zinc plated steel body. IP44 max. Temp 55°C

Code	Flow Rate	Outlet Size Ø	Watts	Gravity Shutter	Duct Clamp
OW370	270m³/h	98	75	OW622	OW614
OW373	400m³/h	123	75	OW623	OW615
OW376	500m³/h	148	75	OW621	OW616
OW379	710m³/h	158	90	OW621	OW620
OW381	1050m³/h	198	180	OW625	OW617
OW383	1200m³/h	248	180	OW626	OW618
OW384	1400m³/h	313	280	OW627	OW619

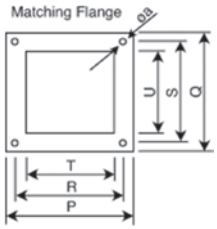



Centrifugal Duct Fans Type CB

Code	Volts	kW	Flow Rate	Flange Size P	Q	R	S	T	U
OW410	230V	0,067	210m³/h	100	100	85	85	58	58
OW412	230V	0,115	380m³/h	114	110	95	90	69	63
OW414	230V	0,59	1000m³/h	135	135	114	114	88	88
OW416	230V	0,85	1450m³/h	135	135	114	114	88	88
OW417	400V 3Ø	0,80	1450m³/h	150	150	125	125	105	105

©ACDC Dynamics

CENTRIFUGAL ROOF FANS - IP56

O.ERRE



OW408
OW409



OW741 OW742
OW743 OW744



OW766
OW767



OW554

Code	Volts	kW	Flow Rate m³/h	Size (mm) W x D x H	Noise dB	Weight kg	Gravity Shutters
OW408	230VAC	0.065	1000	410 x 410 x 212	52	5.5	–
OW409	230VAC	0.145	1550	410 x 410 x 212	57	6.3	–
OW741	230VAC	0.12	1200	412 x 412 x 493	60	14	OW786
OW742	230VAC	0.18	1800	412 x 412 x 493	66	18	OW787
OW743	230VAC	0.25	3100	560 x 560 x 608	69	25	OW788
OW744	230VAC	0.37	4200	560 x 560 x 608	70	30	OW789
OW776	230VAC	0.75	5000	761 x 761 x 756			OW770
OW766	400VAC	1.1	11000	800 x 800 x 910			OW771
OW767	400VAC	2.2	22000	860 x 860 x 973			OW771

Centrifugal Roof Fans (Turbocamino) for Hot Fumes (200°C/2Hrs) IP54 - Used for fireplaces, ovens or industrial hoods, etc.

Code	Volts	kW	Flow Rate m³/h	Size (mm) W x D x H	Noise dB	Weight kg	Gravity Shutters
OW554	230VAC	0.11	1200	475 x 475 x 470	52.5	15	–

INDUSTRIAL EXHAUST FAN

大瀚风 Da Han Feng





Manual Opening



Code	DHF-1	DHF-2	DHF-3	DHF-4	DHF-5
Fan diameter (mm)	1270	1110	950	790	600
Rotary Speed (rpm)	450	480	500	520	1400
Air Flow (m3/h)	44500	37000	32000	28000	19500
Noise dB(A)	68	65	60	55	70
Power (kW)	1.1	0.75	0.55	0.37	0.75
Rated Voltage (V)	380	380	380	380	380
Weight (kg)	80	60	55	50	23
Outside Dimensions (mm)	1380 x 1380 x 400	1220 x 1220 x 400	1060 x 1060 x 400	900 x 900 x 400	680 x 680 x 320
Frequency	50Hz	50Hz	50Hz	50Hz	50
Motor	3 phase	3 phase	3 phase	3 phase	3 Phase
Applicable area (m²)	100	80	50	30	25
Fan Body Material	Galvanized sheet	Galvanized sheet	Galvanized sheet	Galvanized sheet	Galvanized sheet
Fan Blade Material	Aluminium (2mm)	Aluminium (2mm)	Aluminium (2mm)	Aluminium (2mm)	Aluminium (2mm)

©ACDC Dynamics

HEATERS

Oscillating Heaters



NSB-120S



N17-T

Code	Watts	Description
NSB-120S	1200W	Halogen Heater - manual control (3 x Heat Settings)
NSB-120SY	1200W	Halogen Heater - c/w remote control (3 x Heat Settings)
N17-T	500/1000W	Far-Infrared Carbon Fibre Heater - manual control (2 Heat Settings)

Features

- Wide range of oscillation
- Rapid heating
- Can be used to cover area of 15-18m²





NSB-120SY

Fan Heaters



HFTV-1



NSB-200-J



NSB-200-L

Code	Watts	Size	Description
HFTV-1	750/1500W	225 x 140 x 265	Fan Heater with thermo cut-off • 2 Heat settings
NSB-200-L	2000W	220 X 120 X 210	Fan Heater with thermo cut-off • 3 Heat settings
NSB-200-J	1500W	200 x 160 x 300	Fan Heater with thermo cut-off • 3 Heat settings • With oscillating function

Halogen Heater



NSB-120E



HH-5

Code	Watts	Size	Description
HH-5	800/1600W	540 x 200 x 435	• 2/ 3 Heat settings • Electricity & Energy saving infrared heating • Rapid heating speed • 11-15m² coverage
NSB-120E	400/800/1200W	540 x 135 x 260	

Bathroom Lighting & Heating Lamps



LSA0807



LSA0809



LSA309

Code	Panel Size (mm) L x W x D	Heat Lamp Wattage	Total Power	Extraction Fan Wattage	Light Wattage
LSA0807	425 x 360 x 216	4 x 275W	1138W	30W	8W LED (R80)
LSA0809	410 x 350 x 216	4 x 275W	1138W	30W	8W LED (R80)
LSA309	418 x 225 x 212	2 x 275W	586W	30W	6W LED (R63)

Features

- Extraction fan duct size: 100mm.
- Powerful, infrared, provide instant heating.
- Energy Saving, dual heat settings on 4 lamp units
- c/w multi-function wall switch.



AP-275W

Spare Heating Lamp

Code	Description
AP-275W-L	Spare 275W heating lamp for LSA bathroom heaters. 190mm long
AP-275W-SH	Spare 275W heating lamp. 170mm long

Oil Filled Radiator Heaters





X-OD-06-TR

Code	Watts	Size	Description
X-OD-06F/9	9 Fin	470 x 170 x 665	• 3 Heat settings • Adjustable thermostat • Over heating protection
X-OD-06F/11	11 Fin	550 x 170 x 665	

Accessories

Code	Description
X-OD-06-TR	Towel rail to fit onto all of the above heaters

©ACDC Dynamics

NEW

INFRARED HEATERS



Carbon Fibre Heater IP55

Energy saving carbon fibre heater which is suitable for indoor or outdoor use.

Code	Watts	Size (mm)	Coverage	Spare Lamp Code
STAR-2000W	2000W	900 x 130 x 90	16-32m²	STAR-LAMP

Features

- Soft light, friendly to eyes
- Infrared medium wave technology with overheating protection
- Remote control with 4 power level settings and 24 hours timer control
- Complete with wall and ceiling installation brackets



Waterproof Halogen Heater IPX4

Waterproof low glare amber halogen heater designed for indoor or outdoor use.

Code	Watts	Size (mm)	Coverage	Spare Lamp Code
IRAS-RC-2000W	2000W	740 x 150 x 85	25m²	IRAS-LAMP

Features

- Water splashes protection, perfect for outdoor areas
- Instant short wave infrared heating as soon as switched on heating up to 4m distance
- High intensity heat that warms up people and objects directly
- Remote control with 2 power settings and 24hr timer control function
- Complete with wall and ceiling installation brackets



Portable Halogen Heater IP65

Ultra low glare amber halogen lamp heater producing less light and more heat.
Indoor and outdoor use.

Code	Watts	Size (mm)	Coverage	Spare Lamp Code
MINI-2000W	2000W	460 x 190 x 75	20m²	MINI-LAMP

Features

- Instant powerful shortwave infrared heating for direct distance of up to 5m
- Energy saving and overheating protection function
- Complete with wall and ceiling installation brackets



Halogen Heater IP65

Slim size, affordable, strong and efficient gold halogen heater.
Suitable for indoor and outdoor use.

Code	Watts	Size (mm)	Coverage	Spare Lamp Code
XD-Y-2000W	2000W	675 x 105 x 72	16m²	XD-Y-LAMP

Features

- Powerful instant short wave infrared heating for direct distance of up to 4m
- Delivers instant comfort and has overheating protection
- Complete with wall and ceiling installation brackets
- Remote control with 2 power settings



TS01



FS01

Accessories - Stands

Modern stands for infrared heater to improve heater efficiency and coverage.

Code	Height	Description	Material
TS01	1.1-1.8m Adj.	Tripod Stand	Powder Coated Steel
FS01	1.1-2.1m Adj.	Floor Stand	Stainless Steel

Suitable for use with: **STAR**, **IRAS-RC**,**XD-Y**

WALL MOUNTING HEATERS



Wall Mounting Halogen Heaters

Code	Description
RH03A-P	2 Heat settings 400/ 800W (2 Bar)
RH03B-P	3 Heat settings 400/ 800/ 1200W (3 Bar)

- Heater's angle is adjustable (up/ down)
- c/w 1.6m cable
- Pull-chain control
- Size: 570 x 165 x 130mm

©ACDC Dynamics

INFRARED HEATERS



M-766
M-767



M-768P



M-768S



M-768M



M-2473

Fiore IP65

Fiore Modular system was designed to provide a wide range of combinations to meet different requirements.

Code	Watts	Size	Coverage
M-766	1200W	712 x 112 x 83(h)	4-6Sq.m
M-767	1800W	835 x 112 x 83(h)	8-10Sq.m

Complete with 3m cable & on / off switch

Accessories

Code	Description
M-768P	Bracket for post or tri-pod fixing
M-768S	2 x 1.8m Chain for ceiling fixing
M-768M	Bracket for wall mounting
M-2473	Tri-Pod c/w safety latch 1900mm (max)
M-2450	Spare 1200W heater lamp for **M769P, M-769S, M-766**
M-2781	Spare 1800W heater lamp for **M-767**



M-712
M-718

Ruby coloured lamps are easy on the eyes

M-702



Sharklite IP55

Sharklite was designed to meet the requirement of sturdiness without compromising design.

Code	Watts	Size	Coverage
M-712	1200W	792 x 150 x 100(h)	4-6Sq.m
M-718	1800W	912 x 150 x 100(h)	8-10Sq.m

Complete with 3m cable & on / off switch

Accessories

Code	Description
M-3018	Spare1200W heater lamp for **M-712**
M-3024	Spare 1800W heater lamp for **M-718**
M-702	Tri-Pod for Sharklite **M-712 & M718** heaters



M-769S

M-769P



Giresole IP65

Complete with 3m cable and independant switch for each heater.

Code	Watts	Description	Coverage
M-769P	3 x 1200W	Floor type c/w 2.35m pole & base	12-18Sq.m
M-769S	3 x 1200W	Ceiling mount with 0.4m (h) pole	12-18Sq.m



Effective... Infrared technology, using quartz halogen emitters with a tungsten filament, provides instant comfort. Heating efficiency is 92%, one Infrared installation of 3.6 kilowatts has the same efficiency rating as two gas heaters of 11 kilowatts. Suitable for outdoor use - in the rain! Lamp Life ± 5000hrs.

Accessories

Code	Description
M-2450	Spare 1200W heater lamp for **M-769P, M-769S, M-766**



Lucciola IP65

- Modern Design
- Can be used indoor or outdoor **IP65** rating.
- Lamp: Ruby Quartz, Wire: Tungsten
- On/Off switch
- Lamp life expectancy ±5000hrs.

Code	Supply	Watts	Distance	Size (mm)	Spare Lamp
M-797	220-240VAC	1200	5-6Sq.m	470 x 132 x 90	M-3947
M-798	220-240VAC	800	4-5Sq.m	400 x 132 x 90	M-3765
M-799	220-240VAC	600	3-4Sq.m	400 x 132 x 90	M-3766

Spare Mounting Bracket

Code	Supply
M-789	Spare mounting bracket

©ACDC Dynamics

WALL & CEILING MOUNT HEATERS IP55

HOT-TOP Long-wave Infrared Heaters

HOT-TOP is a long wave infrared radiant heating line which creates a comfortable atmosphere with a constant, balanced temperature in the area to be heated. All models are constructed with a weather resistant extruded and anodised aluminium casing. The heaters are supplied with a 3m silicon cable. Models with remote temp controller (RTC) available.



Code	RTC*	Supply	Watts	Max Amps	Weight	Size (mm)
M-9815	M-9815D	230VAC	1.5kW	6.6A	5.7kg	1100 x 201 x 58
M-9818	-	230VAC	1.8kW	7.9A	6.4kg	1250 x 201 x 58
M-9824	-	230VAC	2.4kW	10.5A	7.8kg	1550 201 x 58
M-9832	M-9832D	230VAC	3.2kW	14A	9.8kg	1950 x 201 x 58
M-9830	-	400VAC	3.0kW	4.4A (Per Phase)	12.4kg	1560 x 250 x 70
M-9845	-	400VAC	4.5kW	6.6A (Per Phase)	17kg	2150 x 250 x 70

*** RTC** = Remote Temperature Control, 3 Heat Settings

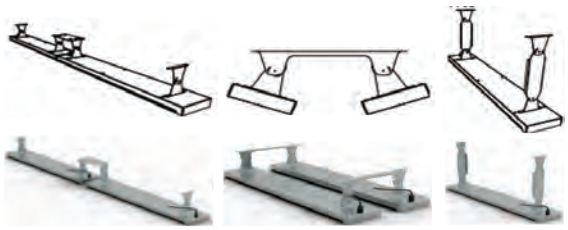

M-7705 M-7704 M-7706

Mounting Bracket

Code	Description
M-7704	Mounting Bracket Twin
M-7705	Mounting Bracket End to End
M-7706	Mounting Bracket Extension Pole

GAS PATIO HEATERS

Accessories Included



5/8 SA LPG Regulator



Gas Hose 0.5m with 2 Clips



K/D Wheels



Stainless Steel



Silver



White



Black



Grey

Code	RW-GH-01	RW-GH-02	RW-GH-03	RW-GH-04	PH08-*
Description	Stainless Steel Gas Patio Heater	Silver Mild Steel Gas Patio Heater	White Mild Steel Gas Patio Heater	Black Mild Steel Gas Patio Heater	Grey Mild Steel Gas Patio Heater
Height (mm)	2210mm	2210mm	2210mm	2210mm	2330mm

For PH08-* only *add colour to code **B** (*Black*), **G** (*Grey*) or **SS** (*Stainless Steel*)

NEW

PANEL HEATERS



Panel Heater IP20

Easy to install, mantain and use panel heater.
Energy efficient making it inexpensive to operate.

Code	Power	Size (mm)	Coverage
PH-ET07H	425W	600 x 600 x 11	12m²

Features

- Special heating wire
- Wall-mounted or freestanding with feet
- Mechanical control with rocker switch settings

©ACDC Dynamics

HEATING CABLE WITH THERMOSTAT



GPRU Is an innovative pre-assembled constant wattage 230VAC heating cable of 18W/m, complete with contact thermostat (fitted at the end of the cable) Power cable and plug.

- Particularly suitable for protection and prevention of possible damage caused by low temp. on pipes, taps, valves, water meters, troughs, bowls, and small tanks. Temperature is controlled between 3° to 11°C.
- Easy to install
- No external temperature controller
- Low energy consumption
- Note: Cable cannot be cut

Code	GPRU-4/18	GPRU-6/18	GPRU-10/18	GPRU-14/18	GPRU-20/18
Length	4m	6m	10m	14m	18m
Power	72W	108W	180W	261W	369W

SELF-REGULATING HEATING CABLES



ZM-1

TMW-01

Self regulating heating systems can be used for frost/ice prevention of drain lines, freezer doors and also for anti-condensation in refrigerated window displays. Other applications include freezer cabinets, cold rooms, hand rails, compressors, condensers, evaporators, pipes, sumps etc. The cable can be used on Steel, Painted surfaces Stainless steel and Plastic. Not for use with acids and stronge corrosive substances. Not for use in areas of steam washes. Power cable connection and non powered cable end termination require **ZM-1**.

Code	QTY	Description
GP-SR/17	Per Meter	Self-regulating heating cable 230 VAC, 17 Watts/m

Suggested Circuit Breaker vs. Max Length vs. Temperature

Circuit Breaker	Watt/m at 10°C	Max Length (m) at Starting Temp			Bending Radius (mm)	Cable Size (mm)
		10°C	0°C	-20°C		
10A	17	110	101	80	25	10.5 x 5
16A	17	143	140	125	25	10.5 x 5
20A	17	167	158	139	25	10.5 x 5
30A	17	167	159	140	25	10.5 x 5

Accessories

Code	Description
ZM-1	Termination/jointing kit for **GP-SR/17** Cable
TMW-01	Reinforced adhesive tape to secure cables to pipes, etc.

FLOOR HEATING MAT KITS





RTP-01



RTS-01



Suitable for heating **ceramic** and **stone** floor tiles (Set into floor prior to laying tiles).
Each kit consists of Heating Mat, Digital Thermostat (**RTP-01)** + Sensor, Protective Tubing and Wall Junction Box. Electric heating mats provide easy fit solutions for floor heating systems, providing quick thermal comfort. Ideal for bathrooms, bedrooms and kitchens but suitable for all rooms in the dwelling.

Code	ZOJ-10	ZOJ-15	ZOJ-20	ZOJ-25	ZOJ-30	ZOJ-40	ZOJ-50
Area	1m²	1.5m²	2m²	2.5m²	3m²	4m²	5m²
Size	2m x 0.5	3m x 0.5	4m x 0.5	5m x 0.5	6m x 0.5	8m x 0.5	10m x 0.5
Voltage	230VAC						
Watts	150w/m²						
IP Rating	IPX7						
Heating Wire	2 Core Shielded						

Spare Temperature Controllers

Code	Description
RTS-01	Analogue Temperature Controller 16A Switching Capacity
RTP-01	Digital Programmable Temperature Controller 16A Switching Capacity

Kit Expansion Mats

Code	MOD-10	MOD-15	MOD-20	MOD-25	MOD-30	MOD-40	MOD-50
Area	1m²	1.5m²	2m²	2.5m²	3m²	4m²	5m²
Size	2m x 0.5	3m x 0.5	4m x 0.5	5m x 0.5	6m x 0.5	8m x 0.5	10m x 0.5

©ACDC Dynamics

GEYSER ELEMENTS

	 Gasket Supplied	 Gasket Supplied	 Gasket Supplied	 Order Gasket Separately	 Order Gasket Separately
Code	**GESP-1KW**	**GE-***	**GHE-***	**SGE-***	**HSE-***
Description	1kW Short Pocket Geyser Element	Standard geyser element	Standard hardwater geyser element	Spiral geyser element (Kwikot type)	Hockey stick element (Kwikheat type)
Spare Gasket/Seals	**G11400**	**G11400**	**G11400**	**G99313 + FLG337**	**G11400**

*Add element power to code: **2KW, 3KW, 4KW**

	Thermostats				Geyser Spanner
Switching Capacity 20A@ 250VAC					
Code	**GTH-3**	**GTH-7**	**GTH-11**	**GTSE-11**	**GUS-***
Type	VKB3	VKF7	VKF11	TSE11	Add size to code: **114** (11/4"), **1916**(19/16"), **2**(2")
For use with	**GE,GHE**	**GE,GHE**	**GE,GHE**	**SGE,HSE**	
Temp. Range	0-100°C	10-70°C	10-70°C	30-85°C	
Probe length	3"	7"	11"	11"	

	Gaskets for Geyser Elements			Gaskets for Urn Elements	
					
Code	**G11400**	**FLG337**	**G99313**	**G16719**	**G16720**
Material	Fibre	Rubber	Rubber	Neoprene	Fibre
Size (OD x ID)	60 x 40mm	165 x 35mm	46 x 35mm	46 x 40mm	46 x 40mm

KETTLE & URN ELEMENTS

	Kettle Elements	Urn Elements			
					
	KE-KW	**UE-2KW**	**UE-3KW**	**UE-1KW**	**UE-1.5KW**
Description	Standard kettle element	619 type 2kW urn element	619 type 3kW urn element	613 type 2x1000W urn elements	613 type 2x1500W urn elements
Gasket Neoprene	**G16719**	**G16719**	**G16719**	**G16719**	**G16719**
Gasket Fibre	**G16720**	**G16720**	**G16720**	**G16720**	**G16720**

STOVE TOP ELEMENTS & REGULATORS

	Spiral		Solid Standard		Solid Hi-Speed		EGO Regulator	NZ Regulator (Blue)
								
	S514661	**S514741**	**SI14502**	**SI18004**	**SI15506**	**SI18009**	**S46001**	**S00523E**
Wattage	1.35kW	2kW	1kW	1.5kW	1.5kW	2kW		
Diameter	6" (152mm)	8" (203mm)	6" (152mm)	8" (203mm)	6" (152mm)	8" (203mm)	7 Step Position	NZ Bush Mount
Voltage	230VAC		230VAC		230VAC			

©ACDC Dynamics

SAVE WATER

HYGIENE PRODUCTS

Cold Water Electric Taps IP56 - Cold water units can operate on mains or battery power



- Pipe Connections: 1/2”
- Pressure: 0.05mPa-0.7mPa











Code	TWS-306LT	TWS-102LT-2	TWS-302LT	TWS-103LT	TWS-105LT

Hot & Cold Water Electric Taps IP56

- DC Battery operated
- Pipe Connections: 1/2"









Code	TWS-307LT	TWS-602LT	TWS-305LT	TWS-308LT



S-813



S-855



230V Control

Automatic Urinal Flusher IP56 - Supplied c/w 230V Control Valve

Code	Pipe Inlet Size	Pressure	Detection Zone	Size
S-813	1/2”	0.05mPa-0.7mPa	600mm	122 x 148mm
S-855	1”	0.05mPa-0.7mPa	600mm	122 x 122mm

TANK-LESS WATER HEATER MIXER TAPS - IP56

	Kitchen Fittings			Bathroom Fittings		Earth Leakage Isolator
						
Code	**RSKJ-001**	**RSKJ-001C**	**RSKJ-006C**	**RSKJ-004**	**RSKJ-002**	**IP-001**
Power	2.5 - 3kW	2.5 - 3kW	2.5 - 3kW	2.5 - 3kW	2.5 - 3kW	250VAC 16A
Current	10.8 - 13A	10.8 - 13A	10.8 - 13A	10.8 - 13A	10.8 - 13A	Current Trip 10mA
Connection	Bottom	Bottom	Bottom	Rear	Bottom	Trip Time ≤ 0.1 sec

- Protected against overheating and run dry conditions.
- Safe for use by the whole family.
- Earth Leakage Trip fitted into cable assembly
- Made from quality durable materials that will not fade.
- Conforms to IEC 60335-2-35
- Voltage 230VAC • Temperature: 30 - 60ºC
- Flow Rate: 2-2.5l/m
- Pressure: 0.04-0.6MPa
- Cable: 1.7-1.8m

INSTANT WATER HEATER 230VAC



Instant Water Heater - Install on wall or under counter as required

Code	Description
SSAV9	• Power: 3.5kW / 15 Amp. • Flow rate: Tested at ± 3-4 Ltr/min for temp ± 25°C • Size: 180 x 180 x 100mm • Water inlet pressure 0.014 - 0.35MPa

- Locally manufactured and approved to comply with SANS IEC 60335--35.
- Adapts to any mains water pressure due to flow pressure being controlled at the cold water inlet

©ACDC Dynamics

HYGIENE PRODUCTS

Wall Mounted Hair Dryers

1m Hose


M320


M329


M359

Code	Voltage	Power	Connection
M320	230VAC	700W	2 Pin plug
M329	230VAC	900W	2 Pin plug
M359	230VAC	900W	2 Pin plug

Paper Towel Dispensers



S932

Paper Roll

Auto Air Freshener



Code	S921
Mode	Day, Night, 24hrs
Interval	15/30/60 mins
Power Supply	2 x AA Batt (not incl.)
Type	Std Aerosol

Liquid Soap Dispensers



BMX-S650

- Battery Operated
- 650ml Capacity



LSD-1

- Manual operation.
- 1,8 litre capacity

Hand Dryers

NEW



K2017A

- 180W, 230VAC
- Temperature 49°C@10cm
- Wind Speed 110m/s
- Housing Material SS304
- Size 295 x 325 x 180mm

NEW



TS-8800

- 1650W, 230VAC
- Temperature 40-45°C
- Wind Speed 85-95m/s
- Housing Material ABS
- Size 687 x 300 x 200mm

Hand Dryers



M-734

- 1900W, 230VAC
- With Drip Tray
- Vandal proof design
- ABS Material
- Wind Speed: 95m/s (max)
- Size: 745 x 350 x 280mm

WHILE STOCKS LAST



M315

- 2125W, 230VAC
- Short drying time
- Auto On/Off
- Plastic Housing
- Wind speed 13m/s
- Size: 320 x 260 x 15mm

WHILE STOCKS LAST



M332

- 2125W, 230VAC
- Short drying time
- Auto On/Off
- 316 Stainless Steel Housing
- Wind speed 13m/s
- Size: 320 x 260 x 15mm

NEW

INDUSTRIAL EVAPORATIVE COOLERS

Supply Voltage: 230VAC









Code	KDT-22	KDT-18	KDT-12	KDT-90
Air Flow Rate	22000m³/h	18000m³/h	12000m³/h	9000m³/h
Power	1100W	550W	450W	400W
Water Tank Capacity	126ℓ	60ℓ	50ℓ	70ℓ
Water Consumption	15-20ℓ/h	10-15ℓ/h	8-10ℓ/h	6-8ℓ/h
Noise Level	≤68db	≤68db	≤68db	≤65db
Application Area	120-180m²	100-150m²	100-150m²	30-50m²
Size	1750x1120x720mm	1530x1120x720mm	1320x900x600mm	1400x860x530mm

©ACDC Dynamics

WATER DISPENSERS, BOTTLES & COFFEE MAKERS



DY721 DY025 WATER-BOT10/19L X-68CF-B

Cold & Hot Water Dispensers – White

Code	Features
DY721	Desktop, 630W, Electronic Cooling type
DY025	Floor standing with storage, 230VAC, 590W, Hot Water 5l/hr, Cold Water 2-3l/hr

Standard Water Bottles

WATER-BOT10	10 litre bottle for water dispenser
WATER-BOT19L	19 litre bottle for water dispenser

Floor Standing Coffee Maker - Using Powder Coffee

X-68CF-B	Hot & cold water dispenser with built-in coffee maker. Heating power 1100kW

WATER PURIFIERS



X-C5 X-C7 LDG-A LDG-C

Water Purifiers - with built-in filters

Code	Capacity	Filtration	Spare Filter
X-C5	12l	5 layers activated carbon with ceramic filter	X-C5-FILTER
X-C7	10l	5 layers activated carbon without ceramic filter	X-C7-FILTER
LDG-A	16l	Multi-level filter technology improves taste and odour	FILTER-A
LDG-C	18l	Multi-level filter technology improves taste and odour	FILTER-C



GL-01 GL-018 GL-07

Mineral Pot Water Filters

Code	Capacity	Spare Filter
GL-01	14l	GL-FILTER
GL-018	16l	GL-FILTER
GL-07	24l	GL-07-FILTER



Filtered Water Tap



Requires **CON-1-KIT** for Installation

Code	DS-01
	Stainless Steel 1/4" (6.35mm)

Tap Connection Kit



Code	CON-1-KIT
	1 x Connector, Pipe to faucet 2 x Connectors for filter inlet/outlet 1 x Self Piercing water pipe connector & regulator 2m x PE Pipe

Under Counter Type



Code	X-JS10-G1	X-JS10-G2	X-JS10-G3
Filtration	PPF	PPF + UDF	PPF + UDF + CTO
Source water TDS	≤300 PPM	≤300 PPM	≤300 PPM
Operating Temp	5~40°C	5~40°C	5~40°C
Source Water Pressure req.	0.1 - 0.6MPa	0.1 - 0.6MPa	0.1 - 0.6MPa
Rated Purification Capacity	2000l	2000l	2000l

Spare Filters



PP UDF CTO FH

Code	Description
X-PP1001	PPF-sediment filter; removal of sand silt, dirt and rust particles.
X-UDF1001	UDF - Reduction of odour, taste, chlorine and halides, deleterious substances, Fe, Hydroxybenzene, As, Hg, Al, CHC13, CC14.
X-CT01001	CTO - Reduction of odour, taste, chlorine and halides, common organic matter and micro-organisms, extremely tiny particles, suspended substances and colloids.
X-FH1001	Combination filter for use in single element system.

©ACDC Dynamics

INSECT KILLERS & TRAPS

Bugtraps






Type	Basic	Sterilizer	Economy – 1 speed fan	Economy – 1 speed fan
Code	**M-361**	**M-363**	**M-368**	**M-396**
Spare Lamp	**UV-A**	**UV-A**	**UV-A**	**UV-15W**
Power	55W	75W	55W	35W
Fan Speed	900/1050rpm	900/1050rpm	900rpm	950rpm
Coverage	180m²	180m²	180m²	100m²
Application	Home, Office and General shop use. Low speed for silent running to catch mosquitoes at night.	As **M-361** but with internal **UV-C** Lamp to sterilise insects caught in drawer. For restaurants, food shops and hospitals.	Single speed economy for catching mosquitoes, flies and other insects day and night. For home and office use.	Economy Bug Trap – Home and Office use. Coverage 100m². Bugs trapped in drawer which seals when fan is off. Size: 245x215x340(H)

Bug Killers (Domestic)



Uses sticky pad



Wall or Desktop

Mini Insect Killer

Plugs directly into wall socket



Bugtrap - IP34

(Outdoor use)



Code 230V	**M-300**	**M-7124**	**M-7000**	**M-3688B**
Spare Lamp	*1 x* **UV-6W**	*Lamp:* **M-7111** *Paper:* **M-2768**	–	*1 x* **UV-A**
Lamp Life	1500h	4000h	30 000h	2000h
Net Volt/Power	1500VDC/11W	24W	4W	25W
Size	132 x 165 x 330(H)	290 x 170 x 420(H)	71 x 79 x 118(H)	253 x 259 x 295mm
Coverage	65m²	200m²	40m²	14-16m²

Bug Killers

(Professional)







standard *shatterproof*

Code 230V	**M-304**	**M-309**	**M-305E**	**M-307E**	**M-308E**	**M-308ES**
Spare Lamp	*1 x* **UV-15W**	*2 x* **UV-15W**	*1 x* **UV-20W**	*2 x* **UV-20W**	*2 x* **UV-40W**	*2 x* **UV-40WS**
Lamp Life	1500h	1500h	3000h	3000h	2000h	
Net Volt/Power	5000V/35W	5000V/45W	5000V/45W	5000V/65W	5000V/95W	
Size	355 x 155 x 315(H)	355 x 155 x 315(H)	685 x 200 x 380(H)	685 x 200 x 380(H)	685 x 200 x 380(H)	
Coverage	160m²	320m²	210m²	430m²	850m²	

Bugtraps

- Using Sticky Pads
- HACCP Compliant







M-397 **M-700** **M-701** **M-399** **M-398**

Code	**M-397**	**M-700**	**M-701**	**M-399**	**M-398**
Spare Lamp	2 x **UV-40WS** shatter proof	2 x **UV-PL15**	2 x **UV-PL15**	1 x **UV-E27 20W**	1 x **UV-E27 20W**
Size (mm)	655 x 390 x 235 (H)	112 x 435 x 400 (H)	400 x 1475 x 135 (H)	400 x 170 x 350 (H)	400 x 170 x 270 (H)
Power	95W	40W	40W	20W	20W
IP Rating	**IP65**	**IP65**	**IP65**	**IP20**	**IP20**
Covering	850m²	up to 320m²	up to 100m²	50m²	50m²
Spare Adhesive Pad	**M-1625**	**M-2413**	**M-2413**	**M-2413**	**M-2413**

©ACDC Dynamics

INSECT KILLERS & TRAPS

	Domestic Outdoor		Portable Unit	High Efficiency
Complies to IEC 60335-2-59 (Insect Killer Standard) Supply Voltage: 230VAC	IPX4 	IPX4 	Rechargeable, c/w LED Light 	
Code	**GH-18N**	**GF-7CN**	**GE4-4B**	**GE2-4**
Lamp Life	8000 - 10000h	8000h	20000h (LED)	8000h
Type	HV Grid	Fan Suction	HV Grid	Fan Suction + HV Grid
Size (mm)	190 x 190 x 350	220 x 220 x 325	115 x 115 x 285	400 x 100 x 265
Coverage	150m²	100m²	80m²	80m²
Spare Lamp	**18W-PL-BL** (2G11)	**7W-2U-BLB**	-	**UV-T5-8W**

	Fluorescent Commercial		LED Commercial	
Complies to IEC 60335-2-59 (Insect Killer Standard) Supply Voltage: 230VAC				
Code	**GC2-16**	**GC2-30**	**F36L**	**GB-16L**
Lamp Life	8000h	8000h	20000h (LED)	20000h (LED)
Type	HV Grid	HV Grid	HV Grid	HV Grid
Size (mm)	425 x 105 x 270	570 x 105 x 270	375 x 125 x 270	330 x 100 x 263
Coverage	50m²	100m²	100m²	150m²
Spare Lamp	2 x **UV-T5-8W**	2 x **UV-T8-15W**	**18W-PL-BL** (2G11)	**7W-24-BLB** (G24)



Insect Extraction Fan IP44

Code	M-354
Lamp Code	**UV-A** *1 x 32W*
Lamp Life	2000h
Total Consumption	45W
Wall Pipe Dia.	150mm
Glass Hole Dia.	187mm

GAMA-SONIC®



Bug Killers (Domestic)

Code 230V	GS-010
Spare Lamp	*2 x* **UV-10W**
Lamp Life	1000h
Net Voltage	5000VDC
Size	380 x 120 x 275(H)
Coverage	170m²



Insect Killing Lamp - 230VAC

Code	RW-MKL-15W
Power	15W Total
Lamp Lumen	400lm
Lamp Base	E27
Grid Voltage	±1000V
2 Modes	1. Light+Killing 2. Killing Only



Rechargeable Insect Killing Lamp IP44

Code	SP-DYT90
Power	7W Total
Lamp Lumen	200lm
Grid Voltage	2000V
Battery	2000mAh
Input	5V/1000mA
2 Modes	1. Lighting 2. Insect Killing



Turbine - IP44

Large volume HACCP compliant bug trap for use in rural areas and on farms. c/w Net collection bag

Code	M-30602
Spare Lamp	*2 x* **UV-40W**
Dimensions (mm)	941 x 407 x 356
Total consumption	165W
Lamp life	2000 hours
Range of operation	15-18m
Material	Stainless Steel/Aluminium

The Turbine is of particular value in rural areas and on farms. Eliminates the need for pesticides and insecticides that could damage crops or health of animals. Insects are attracted by UV lamps and sucked into a 25 litre bag by a fan.

©ACDC Dynamics

SMART AROMATHERAPY HUMIDIFIER



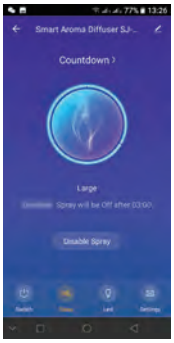

Enable Spray

Code	Power Supply	Timer	Water Tank Cap.	Humidification
SJ-05A	100-240VAC/24VDC	1hr/3hr/6hr	280ml	25-30ml/hr

WiFi Control · App Control · Remote Switching · Set Timers & Schedules · Dimmable · Colour RGBW Adjustable

- 280ml capacity only requires 2-3 drops of essence and can last a long time depending on the mist volume
- Reliable timer operation
- Supports RGBW (colour selection mode)

ROBOT VACUUM CLEANER



App Control · WiFi Control

works with amazon alexa

works with the Google Assistant

Vacuum + Sweeping + Mopping Robot Cleaner

Code	ROBVACUUM-8
Rated Input Voltage	230VAC
Suction Pressure	2000pa
Size	Ø320 x 78mm
Cleaning Modes	Auto/Planning, Spot, Edge, Schedule
Battery/Working Time	Li-ion (4400mAH) / 80~100min
Noise Level	≤65db
Dust Box /Water Tank Cap.	600ml/ 200ml
Climbing Height	15mm
Includes	Adaptor, Charging Dock, Filter, 2 x Mopping Pads, 2 x pairs Side Brushes, Remote Control, 1 x Cleaning Brush

Features
- Gyroscopic navigation and route planning
- Obstacle and drop off detection and avoidance
- Low Profile that allows cleaning under furniture
- Auto Docking & Recharging
- Triple filtration to avoid allergies


Charging Dock


Adaptor


Mopping Pad


Filters


Remote Control


Cleaning Brush


Side Brushes

RODENT CONTROL


RZ-CLASSIC



RZ-ULTRA


BS-PANEL


BS-TX

Rat Zapper - Battery Operated Rodent Control

Code	Description
RZ-CLASSIC	Electric Rodent trap. Uses 4 x AA Batteries. Size: 100 x 100 x 300mm. Red indication light to show when you have a catch. Battery life: 10-30 kills depending on type of battery used.
RZ-ULTRA	Electric Rodent trap. Uses 4 x D Batteries. Size: 101 x 125 x 295mm. Flashing red indication light to show when you have a catch. Battery life: Approximately 30 kills depending on type of battery used. Larger chamber than **RZ-CLASSIC** to handle larger rodents.

Features

Mice and rats enter the chamber and are dispatched humanely with a quick but powerful jolt of electricity.
No blood, gore or mess. Just tip the dead rodent into the rubbish. Baited with ordinary pet food.
No poisons to endanger your pets or the environment

Accessories

Code	Description
BS-PANEL	"Battle Station" monitoring panel for monitoring up to 16 Rat Zappers. Allows you to monitor trap activity and status without checking individual Rat Zappers. (For use with the BS-TX transmitter)
BS-TX	"Battle Station" transmitter unit. You will need one transmitter for every Rat Zapper that you need to monitor. Each transmitter sends a unique signal so that you can easily identify which trap has a catch. Range : ±100m

©ACDC Dynamics



SECURITY

26

Enhance the safety of your premises with our advanced Security solutions. Our comprehensive range includes surveillance cameras, access control systems, and alarm systems, all designed to provide robust protection and peace of mind. Whether for residential, commercial, or industrial use, our security products are engineered to deter threats and ensure the safety of your property and personnel.

NEW

SMART WIFI DIY ALARM SYSTEMS

- 128 Bit Code- Hopping technology ensures a secure and robust connection to the control hub
- Various Connectivity Options include: WI-Fi and GSM

ACDC SMART SWITCH Wi-Fi




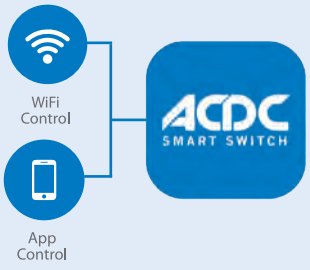



MAXKIN ONTIPS PRO GSM / Wi-Fi



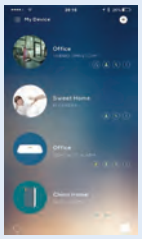

Mobile phone not included



Radio

Smartcam Alarm System

Code	Description	App
MXK-N8-WIFI/2G	DIY Hybrid WiFi / GSM Smartcam Alarm System	Ontips Pro



Kit Includes

1 x Smart hub with built-in camera and motion detection (PIR)
1 x Door contact, with built in vibration sensor
1 x Remote

Features

- Accommodates up to 50 add-on devices
- Night Vision
- 16hrs Battery Backup (internal lithium battery)
- Monitors temp and humidity
- SMS Alerts
- GSM - Communication back-up if WiFi fails. Sim Card required (not supplied)





Radio

Wireless Alarm System

Code	Description	App
MXK-X1-2G-PLUS-T	DIY GSM/Wi-Fi Wireless Alarm System	ACDC Smart
MXK-X1-2G-PLUS	DIY GSM Wireless Alarm System	Ontips Pro

Kit Includes

1 x Smart Hub
2 x Remotes
1 x Door Contact
1 x PIR (Motion Sensor)

Features

- Accommodates up to 50 add-on devices
- SMS Alerts for low battery
- Stores up to 5 telephone numbers
- 16hrs Battery Backup (internal lithium battery)
- Dual-colour LED status indicator

When the alarm system is triggered the system immediately rings the nominated telephone number and sends a message. The system also sends a system status message for power failures, restoration of power and low battery. The zone names can be customized so that alarm locations are easily recognised.







Radio

Portable Wi-Fi Alarm System

Code	Description	App
MXK-CONCH-T	DIY Two-Way Portable Wi-Fi Alarm System	ACDC Smart
MXK-CONCH	DIY Two-Way Portable GSM Alarm System	Ontips Pro

Kit Includes

1 x Smart Hub
1 x Remote
1 x Door contact with built-in motion sensor

Features

- 100m coverage area with 2hrs battery backup
- Accomodate up to 40 devices
- Built in siren
- Tri-colour LED status indicator
- Multi-function button for network/device enroll







Radio

Portable Wireless Alarm System

Code	Description
MXK-TUTTI	DIY Two Way Portable Wireless Alarm System

Kit Includes

1 x Smart Hub
1 x Remote
1 x Door contact

Features

- System can accomodate up to 40 devices
- Touch screen keypad on device
- Built in siren
- 12 Hours back up battery

Sleek modern design with user friendly features. The voice prompts quickly inform which zones have been triggered. Integrated management of the alarm system with wireless touchscreen provides protection and peace of mind for home owners. The LED backlight provides instant indication of system status.

©ACDC Dynamics

SMART WIFI DIY ALARM SYSTEMS

Mobile phone not included



Screenshot





Code	Description	App
MXK-IP-100	720p indoor WiFi Camera with Motion Sensor	Ontips Pro

Features

- Resolution 1280x720p
- Video recording
- Ontips Pro APP
- Two way communication
- Day / Night Vision
- Real time notifications
- Range 7-10m x 120°
- 2 way speech
- 8-32GB MicroSD (excl)

SMART WIFI DIY ALARM SYSTEM - ACCESSORIES

	Magnet Sensors				4 Button Remote	Keypad
FHSS Technology Range: Up to 80m line of sight	2-in 1 Batteries Incl. 	2-in 1 Batteries Incl. 	Battery Incl. 	Battery Incl. 	Battery Incl. 	3-in-1 Batteries Incl. 2 x RFID Tags 
Code	**MXK-SS-P01**	**MXK-SS-V01**	**MXK-DWS-300**	**MXK-DWS-302**	**MXK-RC-101**	**MXK-KP-A1**
Description	Door/Window Contact & PIR Motion Sensor. Detection: 110°/8m	Door/Window Contact & Vibration Sensor	Door/Window Sensor	Roller Shutter Door Sensor	Multi-function Keyfob Remote Control	Wireless Keypad
Spare Battery	**E96BP2**	**E96BP2**	**98215**	**98215**	**CR2032/5**	**98111**

	Water Leak Detector	PIR Motion Sensors			Smoke Detector	Gas Detector/Siren
FHSS Technology Range: Up to 80m line of sight	Battery Incl. 	Indoor Batteries incl. 	Indoor Adaptor incl. 	Outdoor Adaptor Incl. 	Battery Incl. 	Plug-in 
Code	**MXK-SS-F01**	**MXK-PIR-600**	**MXK-PIR-603**	**MXK-PIR-602**	**MXK-SD-200**	**MXK-SP-G01**
Description	Wireless Leak Detector	PIR Motion Sensor	M/Wave & PIR Sensor, Pet Immune (≤ 20kg)	M/Wave & PIR Intelligent Sensor Pet Immune (≤20kg)	Smoke Detector Low battery alarm	Natural Gas Detector 90dB Sounder
Sensor Range	95cm Cable	8m x 110°	12m x110°	12m x110°	Monitors 60m²	10% LEL
Spare Battery	**E96BP2**	**98208**	–	–	**98215**	–

	Beam Detection - IP66			Outdoor Sirens - IP56	Repeater/Siren
FHSS Technology Range: Up to 80m line of sight	Adapter Included 	Adapter Included 	Solar Powered 	Built-in strobe light 12VDC + Battery 	Plug-in + Battery   Disarmed Armed Alarm
Code	**MXK-IB-400-***	**MXK-IB-410**	**MXK-IB-420**	**MXK-WS-901**	**MXK-SP-R01**
	Dual-Beam Infrared Sensors	Quad-Beam Infrared Sensor	Solar Power Multi Beam Sensor	115db Siren With Battery Backup	Increases wireless range up to 300m
	***30M** (30m), **60M** (60m)	20m max	10m max	–	90dB Sounder

©ACDC Dynamics

NEW

SMART ZIGBEE SECURITY DEVICES



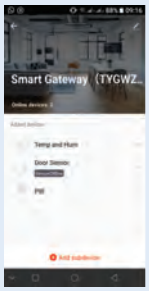

Smart Gateway Home



App Home

Zigbee Device

WORKS WITH amazon alexa

works with the Google Assistant

Smart Gateway - A low power-consuming Zigbee module that allows ACDC SMART App to add different Zigbee devices.

Code	Description
CP-GWF01	Zigbee Smart Gateway

Package Includes:

- Zigbee smart gateway
- DC5V USB power supply
- Network cable
- Network connection via LAN/WIFI

Accessories

	Door/Window Sensor	Temperature & Humidity Sensor	PIR Sensor	Smoke Detector	Water Leak Detector
Historical Data					
Alarm Notification	✓		✓	✓	✓
					
Code	**CP-ZDC01**	**CP-ZTH02**	**CP-ZMD01**	**CP-ZSD01**	**CP-ZWL01**
Description	Zigbee Door/Window Sensor	Zigbee Temperature and Humidity Sensor	Zigbee PIR Sensor	Zigbee Smoke Detector	Zigbee Water Leak Detector
Supply Voltage	3.0V - **CR2032**	3.0V - **CR2032**	3.0V - **CR2450**	12VDC External adaptor	3.0V - **CR2032** Battery

NEW

SMART WIFI GARAGE DOOR CONTROLLER





Smart Wifi Garage Door Controller - One Controller per Garage Door

Integrate to your Wi-Fi System and you can control and monitor your garage door using your Smart Phone

Code	Input Voltage	Max Load	Output Contact	Size (mm)
AS-MS-102	100-240VAC	16A	NO	87 x 40 x 23

WiFi Control | App Control | Open / Close Remotely | Alarm Notification | Count Down Timer | Switching Schedules

WORKS WITH amazon alexa

works with the Google Assistant

Features

- Keeps records of all door Open/Close events
- Real time door position status

Wiring Diagram

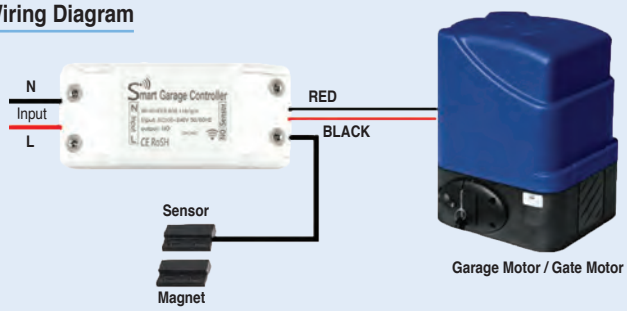



Door position

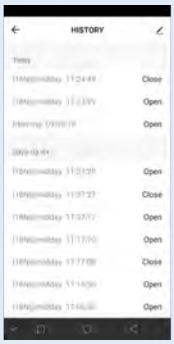

Events Records



Set Countdown Times

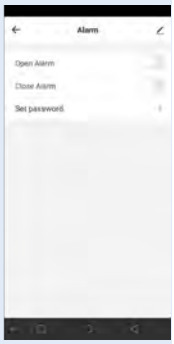

Set Alarm

SECURITY

©ACDC Dynamics

WIRELESS ALARM/CHIME SYSTEM

	PIR Motion Sensor	DC Alarm/Chime Warning Device	AC Power Receiver
	Indoor IP21 		Max. loading: 10A 
Code	**AEC-3004RZD**	**RC02DC**	**RC03**
Description	• RF Transmitting ±60m • Plastic construction • Sensor range: 8m x 360° • Control receivers up to 60m away • 256 sets of changeable system code is available • Standard voltage: 1pc 9V battery (excl) • Able to control **RC02DC**, **RC03**	• RF Transmitting ±60m • Plastic construction (Indoor) • Power: Adapter 6V 300mA or A 1.5V 4 pcs or AA 1.2V 4pcs (adapter & batteries not incl.) • With chime/off/alarm switch • Volume adjustment: 90dB maximum • Time adjustment: 5secs to 2mins • Receiving distance of 60m from transmitter • 256 sets of changeable system code	• Outdoor/Indoor RF Receiving ±60m • Plastic construction (Indoor) • Power source: 240VAC 50Hz • Function: transmitter controls ON/OFF function • Time adjustment: 5secs to 7mins • Control receivers up to 60m away • 256 sets of changeable system code • Plug and socket not included,and users can install other power cables into **RC03**

DIY ALARM KITS



2 Zone PIR Alarm with IR Remote Kit

Code	PIR-3312K

- 1 x 2 Zone PIR Alarm Controller. An infrared (IR) remote controlled passive, infrared intrusion alarm with wide detection coverage, 8x12m
- 2 x IR Remote Control Keys. Infrared remote Arm/ Disarm controller with 6 561 address code, 8m control distance, Home-Away-Off operations. It is also a panic button to trigger alarm in emergency, whether in armed or disarmed status.
- 1 x 12VDC Output Power Adaptor
- 5 Magnetic contacts (Door/Window Sensors)
- 1 x External Piezo Siren. Resets automatically after 1 minute, 108dB
- 30 meters of wire (2 pieces, each 15 meters)



Security Alarm Panel

Code	MEALM-4ZBM

Features

- 4-Zone Wired Alarm Panel
- Compact, Low Cost System
- Microprocessor controlled
- 4 x Hard Wired Zones
- Full Remote Control (1 Remote incl.)
- 2 x Output Triggers
- Zone Bypass Feature
- Onboard charger with battery back-up
- 24hr Audible Panic
- 1 x Code Hopping Remote Unit



Wireless Auto-Dial Alarm System

Code	Features
RL-0503F	• Working range is 60m+ • Dial telephone or cell phone automatically when activated • All settings and recorded messages stored in case of power failure • **RL-R6** Remote Control - wirelessly turn unit ON or OFF • **RL-R2** Indoor Siren - will sound immediately when alarm is triggered • **RL-R7** Outdoor Siren - will sound immediately when alarm is triggered • **RL-R5** PIR sensor - detection 10m • **RL-R3** Magnetic Contact with built-in alarm • **RL-R1** Main Control Unit - can accommodate up to 38 accessories



6-Zone Wireless Alarm System

Code	Features
RL-0503C-D	• Working range is 60m+ • Dial telephone or cell phone automatically when activated • Adopts GPRS wireless transmission technology. It can dial telephone or send SMS automatically for alarm without telephone line, wirelessly arm/ disarm the system and monitor audio from site • Voice recording function • Up to 38 accessories - Panic button is available • The system will call the saved 6 groups of phone numbers when activated

©ACDC Dynamics

DIY INDOOR DETECTOR ALARMS



Code	123SK
Features	• Ceiling 360˚ motion detector alarm with remote control • Built-in alarm output up to 105dB • 9V battery operation (not incl.) • Optional-outdoor siren 120dB • Remote control



Code	135P
Features	• Motion detector alarm with remote control • Motion sensor with up to 6 digit security code • 2-Pair magnetic • Infrared remote control with panic button • Built-in alarm output 105dB



Code	5200
Features	• Dual motion detectors with magnetic sensor • 1 x wide range sensor 1 x curtain range sensor • Built-in alarm up to 105dB with remote • Programmable codes • Panic button • 2 x magnetic contacts • 9V back-up and AC power adaptor



Code	436
Features	• 5-in-1 alarm • Box alarm • Personal alarm • Bicycle alarm • Door alarm • Travel alarm • Cable-lock with vibration sensor • Built-in alarm output up to 100dB • Panic button

RL



Code	RL-9830
	1 x **RL-R19** Sensor (Range: 3m I 100dB) 1 x **RL-R10** Remote



Code	RL-9830RF2
	2 x **RL-R19** Sensor (Range: 3m I 100dB) 2 x **RL-R10** Remote



Code	RL-R10
	Spare Remote

Features

- Working frequency: 434Mhz
- Working distance: ± 30m
- Detection angle: 120˚
- Alarm volume: >100dB

PIR LED Night Light

On/Off switch function



Code	FL-A08B
Features	• Power Supply: Battery operated 3 x AAA (excl.) • Sense Distance: 8~10m • Sense Angle: 160˚

Automatic LED Night Light



Code	335NL
Features	• With photocell sensor, automatically on at sunset, off at dawn • Long life LED

3-IN-1 LED Power Failure Light





With Night Light

Code	236
Features	• When power failure automatically turn on super bright LED emergency light • With photocell sensor, soft LED night light automatically on at dark, off at dawn • Built-in rechargeable batteries for continuous use over 10hrs • Super bright LED torch • AC power indicate LED

SECURITY

©ACDC Dynamics

HOME SECURITY

	Magnetic Sensor Entry Alarm	Magnetic Sensor Entry Alarm	Glass Vibration Breakage Alarm	Door Wedge Guard	Sliding Door & Window Alarm
					
Code	**S080N**	**S080K**	**S086K**	**S063**	**S062**
Features	No tools installation, a built-in 80-85 dB alarm siren and is excellent for windows, sliding doors & cabinet protection. Operates on two button cell batteries (included).	No tools installation, a built-in 90-105 dB alarm siren and is excellent for windows, sliding doors & cabinet protection. Operates on two button cell batteries (included).	Can be used on any glass window or door and features no tools installation. Built-in 80-85 dB alarm siren. Operates with two button cell batteries (included).	Uses a contact plate or vibration for alarm activation and has a high output 110-112 dB alarm siren. Great for travelling. Operates with a 9 volt battery (included).	High output 110-120 dB alarm, a screw locking mechanism for sliding window security. Activated by vibration.Operates with a 12 volt battery (incl). Easy installation.

	Entry Protection Chime	Wireless Door Chime	Personal Safety Light	Detector
				
Code	**S082X**	**DC4101**	**MINI FLASH**	**SW-3003**
Features	Digital keypad on/of control, a built-in alarm siren and alarm or chime modes, it operates with 3 x AAA batteries (not incl). Instant or delay alarm options with detached magnetic sensors.	50m range. 256 codes to prevent interference. Power sources: Sensor 12VDC power or 1 x 6V battery (incl). Chime Unit: 4 x AA Batteries (not incl). 3 Chime options: 2 note chime, Bell tone, Westminster. Adjust. volume	Compact & modern design. Attracts attention from over 1km at night. Ideal for safety signalling during jogging, cycling, hiking, camping, etc. Size: 26(L) x 10(W) x 55(H)mm	Hand held Metal Detector (Body scanner). Battery operated 9V rechargeable 130mAH or 150mAH (not included). Battery charger: 9V 500mA (included)

NIGHT-WATCHER MOTION SENSORS IP54

Supply Voltage: 230VAC RX7s Lights can be fitted





Includes wireless camera transmitting up to 80-100m

Code	FS69-W	AEC-9336C-D
Description Features	Motorised Floodlight • 3 x Passive Infrared sensors • Light activates for 3mins • Programmable functions for day and night • Detection 210˚ up to 10m • 9W CFL Daylight Lamp (incl)	24W Motorised Floodlight with camera • Built-in camera, 2.4GHz wireless SD card - storage up to 2GB max • Sensor 10m x 160˚ • Camera spec: 640 x 480 @ 10fps motion jpeg • Multi-sensor technology with 210˚ detection • Camera activates for 30secs • Night mode with light on at 3mins • Works with receivers: **AEC711C, AEC707C, AEC752C**

Receivers for AEC-9336C-D



AEC707C AEC711C AEC752C

Code	Description
AEC711C	Digital 2.4GHz wireless LCD monitor
AEC707C	Digital 2.4GHz wireless TV receiver
AEC752C	Digital 2.4GHz wireless USB receiver

©ACDC Dynamics

POWER SERIES ALARM SYSTEMS

	16 Wired & 32 Wireless Zone Kit	8 Zone Hardwired Alarm Kit	16 Zone Hardwired Alarm Kit
			
Code	**ACDC-DSC-16H16W-LCD**	**ACDC-DSC-8H-LED**	**ACDC-DSC-16H-LCD**
	1 x 8 Zone Hardwired Control Panel	1 x 8 Zone Hardwired Control Panel	1 x 8 Zone Hardwired Control Panel
	1 x 8 Zone Hardwired Expander	1 x LED Keypad	1 x 8 Zone Hardwired Expander
	1 x 32 Zone Wireless Receiver	2 x Digital PIR Detectors	1 x LCD Keypad
	1 x LCD Keypad	2 x Magnetic Door Contacts	4 x Digital PIR Detectors
	4 x Digital PIR Detectors	1 x Power Supply	2 x Magnetic Door Contacts
	2 x Magnetic Door Contacts	1 x 12V 7Ah Backup Battery	1 x Power Supply
	1 x Power Supply	1 x 25W Siren	1 x 12V 7Ah Backup Battery
	1 x 12V 7Ah Backup Battery		1 x 25W Siren
	1 x 25W Siren		

	8 - 16 Zone Control Panel	8 - 64 Zone Control Panel	Wireless Repeater	Wireless Receiver
	Expandable to 16 hard wired or 32 wireless zones 	Expandable to 64 hard wired and/or 32 wireless zones 		
Code	**22PC1808-NK**	**22PC1864-NK**	**22WS4920**	**22RF5132-433W**
	• 8 On-board hardwired zones • 8 Partitions / 48 user codes • 4 On-board PGM outputs expandable to 14 • 500 event log • Supports up to 8 keypads	• 8 On-board hardwired zones • 8 Partitions / 95 user codes • 4 On-board PGM outputs expandable to 14 • 500 event log • Supports up to 8 keypads	• 433MHz / 868MHz • Up to 4 repeaters per system (requires **22PC5320**) • 164 Wireless devices • Wall and cover Tamper • Quick Enrollment	• 433MHz / 868MHz • Supports 32 wireless zones • Up to 4 receivers per system (requires **22PC5320**) • Supports up to 16 wireless keys • Wall and cover Tamper

	16 Zone LED Keypad	64 Zone LCD Keypad	Multiple Wireless Receiver
			
Code	**22PK5516E1**	**22PK5500E1**	**22PC5320**
	• Zone input • Backlit buttons on keypad • 5 programmable function keys • Dual FAP keys & AC Status ICON • Wall Tamper support • Buzzer and backlit button control	• Zone input • Backlit buttons on keypad • 5 programmable function keys • Buzzer and backlit button control • Dual FAP Keys • Wall Tamper support	• Multi-frequency support for combination of 868/433 MHz receivers • Compatible with **22PC1808** / **22PC1864** control panels • Can be used to connect up to 4 wireless receivers

©ACDC Dynamics

WIRELESS DETECTION

	Door Contact	Vanishing Contact	Pet Friendly Detector	Smoke & Heat Detector
				Photoelectric 
Code	22WS4945W	22WS4975W	22WS4904W	22WS4936EU
	• Built in N.C. reed switch • External Contact Input • 1 Lithium battery included • Case & mounting tamper detect	• Built in reed switch • Long-life lithium battery included • Case Tamper • Wafer-thin profile	• High traffic shut down • Fast / Slow sensitivity settings • 1 Lithium battery included • Pet friendly up to 27kg	• Automatic drift compensation • Fixed heat & rate of rise detection • Built-in 85dB horn • Long life lithium battery included

	Lithium Battery	Evo Kit	LED Indicator
			
Code	10LSH20	03EV-REC1E-5BUTT	03EV-REC LED
	• Battery Lithium 3.6VDC • For wireless outdoor detectors	• DSC 5 button Evo kit • 2 remotes & 1 receiver • 1 LED with back plate	• LED with back plate for Evo Kit

BATTERY POWERED / WIRELESS READY DETECTORS

	Outdoor Detectors		Compact Outdoor Detector	Long Range Outdoor PIR
	IP55 	IP55 	IP55 	IP54 
Code	07VXI-R	07WXI-R	07FTN-R	07BX80NR
	• Digital double layer detection • 12m wide angle (90°) • Twin sensor PIR device • 5 x adjustable detection areas • 5 x adjustable detection ranges • Small animal tolerance function • Multi tamper detection protection	• Dual or Single Zone programmable • Up to 12m (180°) detection area • Adv. variable multi-area detection • Auto masking lens built-in • Pet friendly up to 45kg • Ultra low current consumption • 3 - 9V Battery Powered (Lithium/Alkaline) excluded • Wireless transmitter excluded	• Selectable 5m/2m narrow ranges • 190° horizontal rotation • Dual PIR for enhanced pet tolerance • Multi dimension analysis logic • Double conductive shielding • Intelligent 'AND' logic • 3 - 9V Battery Powered (Lithium/Alkaline) excluded • Wireless transmitter excluded	• Variable 2 -12m x 600mm detection area on each side • Low current draw • Battery Saving Circuit • Advanced temp. compensation • Size judging function • Double conductive shielding • 3 - 9V Battery Powered (Lithium/Alkaline) excluded • Wireless transmitter excluded

	Outdoor AM Detectors		Photoelectric Beam	Dual Outdoor Infrared Beams	
	IP55 Pet friendly 	IP55 Pet friendly 	IP65 	IP55 	
Code	07HX40RAM	07HX80NRAM	07SL-350QNR	07AX100TFR	07AX200TFR
	• High Mount (2.5m - 3m) • Compensation logic • Active IR anti mask technology • 12m / 85° detection pattern • 94 detection zones • Vegetation sway analysis logic • Battery not included	• High Mount (2.5m - 3m) • Compensation logic • Active IR anti mask technology • 24 x 2m detection pattern • 20 detection zones • Vegetation sway analysis logic • Battery not included	• 100m range • Beam interruption adjust function • Triple tamper protection function • D.Q Circuit • 99% beam blocking stability • Wireless ready • Batteries not included	Range 30m • Triple tamper protection function • 99% beam blocking stability • A.G.C circuit • Adjustable beam blocking time • Wireless ready • Batteries not included	Range 60m

©ACDC Dynamics

HARDWIRED DETECTION SENSORS

PIR Motion Sensor



Code: 07FX360

- 360° Ceiling mount PIR
- Up to 12m diameter sensing
- Mounting height of 2.4 - 3.6m
- Improved EMI
- Tamper detection
- Patented multi focus lens

Wide Angle & Long Range Detectors

IP54



Code: 07LX402C

- Wide angle detection
- 12x15m/120° detection pattern
- Temperature compensation
- Double conductive shielding
- Day & night modes
- Pet alley selectable

IP54



Code: 07LX802N

- Long range detection
- 24 x 2m detection pattern
- Temperature compensation
- Double conductive shielding
- Day & night modes
- Pet alley selectable

Wide Angle Twin PIR



Code: 07VXI-ST

- 12m wide angle (90°) twin PIR
- Advanced SMDA target recognition
- 5 x adjustable detection ranges
- 5 x detection patterns
- Small animal tolerance
- Auxilary input for second device

Outdoor Detector

IP55



Code: 07WXI-ST

- Dual or Single Zone programmable (right/left)
- Up to 12m (180°) detection area
- Adv.variable multi-area detection
- Advanced SMDA target recognition
- Auto masking lens built-in
- Pet friendly up to 45kg

Compact Outdoor Detector

IP55



Code: 07FTN-ST

- Selectable 5m/2m narrow ranges
- 190° Horizontal rotation
- Dual PIR Detectors for enhanced pet tolerance
- Double conductive sheilding
- Multi dimensional analysis logic
- Intelligent AND logic

Long Range Outdoor Detector

IP54



Code: 07BX80N

- Variable 2 -12m x 600mm detection area on each side
- Advanced temp.compensation
- Size judging function
- Double conductive shielding
- Audible alarm function

Spacer



Code: 07SP-2

- Spacer for **07BX80N**

High Mount Pet-Friendly PIR

IP55



Code: 07HX40

- High mount (2.5 - 3m)
- Vegetation sway analysis logic
- Dual signal processing
- Intelligent AND detection logic
- Compensation logic
- 12m / 85° detection pattern
- 94 detection zones

High Mount Long Range PIR

IP55



Code: 07HX80N

- High mount (2.5 - 3m)
- Vegetation sway analysis logic
- Double conductive sheilding
- Intelligent AND detection logic
- Summer night compensation logic
- 24 x 2m detection pattern
- 20 detection zones



IR Beam Detection - IP55

Code	Distance	No of beams	Length
28BS-IF-4 10M	10m	4	72cm
28BS-IF-4 30M	30m	4	72cm
28BS-IF-6 10M	10m	6	125cm
28BS-IF-6 30M	30m	6	125cm
28BS-IF-8 10M	10m	8	167cm
28BS-IF-8 30M	30m	8	167cm

- Less than 40ms reaction time
- Compatible with wireless and hardwired alarms

Hollow Enclosures for Photoelectic Beams

c/w Light fitting
Able to house up to 3 twin photoelectric beams



Code: 23CAV2

- 180° Visual Sighting
- Height - 100cm x Ø100mm
- Durable aluminium structure
- UV treated polycarbonate housing
- Simple and discreet enclosure

c/w Light fitting
Able to house most twin photoelectric beams



Code: 23CAV-W

- 180° Visual Sighting
- Height - 58.45cm x Ø100mm
- Durable aluminium structure
- UV treated polycarbonate housing
- Simple and discreet enclosure

c/w Light fitting
Column enables the installation of up to 6 twin beams in any TX and RX combination



Code: 23MALTA2

- 180° Visual Sighting
- Height - 185cm x Ø100mm
- Durable aluminium structure
- UV treated polycarbonate housing

©ACDC Dynamics

BEAM DETECTION



Outdoor Infrared Beam Detection

Code	Outdoor Detection	Indoor Detection
ABH-100	100 meter	300 meter
ABH-120	120 meter	300 meter
ABH-150	150 meter	450 meter

Specifications

- 4 Beams: Infrared digital pulse
- Horizontal Angle adjustment (180°)



One Beam Infrared Detector - IP66

Code	AX-30KD

Specifications

- Voltage: 9 - 16VDC
- White-light protection
- For external ranges up to 30m outdoors
- For gate automation
- Pre-selection access



Double Infrared Beam Detector - IP44

Code	Outdoor Detection	Height
FL-IR60	60 meter	170 mm

Specifications

- Weatherproof
- Double IR beam with infrared light source
- Supply volts: 10-28VDC
- Alarm Output: Relay output, AC/DC 30V 0.5A
- Work Temperature:-25 - 55˚C
- Light Angle: Horizontal 180˚±90, Vertically 20˚±10



Infrared Beam Detector

Code	Outdoor Detection	Height
FL-IR250-3	5 meter	685 mm
FL-IR250-5	5 meter	1200 mm
FL-IR250-8	5 meter	1720 mm

Specifications

- 3/5/8 IR Infrared Beam• Supply: 9-15VDC
- Detect Speed: 50 - 300ms (Adjustable)
- Alarm Output: Relay O/P, AC/DC 30V/10A
- Work Temperature: -25 - 55˚C
- Light Angle: Horiz. 180±90, Vert. 20±10

Twin beams provide reliable perimeter security, minimizing false alarms from falling leaves, etc. Weatherproof, sunlight-filtering case for indoor and outdoor use. Easy installation with built-in laser beam alignment system.



Twin Photobeam Detectors - IP55 Supply: 10-30VDC (non-polarity)

Code	E960-D90	E960-D190	E960-D290	E960-D390
Max. range outdoor	30m	60m	90m	120m
Max. range indoor	60m	120m	180m	240m
Current	47mA	56mA	60mA	62mA
Interrupt Speed	50msec~700msec (variable)			
Alarm / Tamper Output	N.O./N.C. relay, 1A @ 250VAC / N.C. relay, 1A @ 250VAC			
Alignment Angle	Horizontal: ±90°, Vertical: ±5°			
Operating Temperature	-25° ~ 55°C			

MAGNETIC SWITCHES

	Plastic				Key Switches	
						
Code	MC-10(N/O)	MC-01(N/C)	IM-140	SM-207-5Q	SM-207-5LQ	S-1091B	S-102
	• Wide Actuating distance: 20mm • 100mA@35VDC • Operating distance: 15mm ± 5mm		• Flange mounted • Operating Distance: 16mm ± 5mm • N/C 150mA	• Magnet contact • Operating Gap 1" (25mm) • N/C Contact	• Magnet contact • Operating Gap 3/8" (10mm) • N/C Contact	• Zinc Alloy Housing, Chrome Plated • 2 Position Off/On • Contact Rating: 0.5@250VAC • Key removal in both 'On' and 'Off' positions • Each key switch uniquely coded	

	Metal				Concealed	Anti-Tamper Switch
						
Code	HO-03D	HO-03P	IM-136	IM-141	MC-02 (N/C)	IM-15
	• 1 C/O (500mA) • Armoured cable • Size:111x45x12mm	• 1 C/O (500mA) • Armoured cable • Size:111x45x12mm	• 20" (50cm) • Stainless steel armoured cable • Size:106x38x10mm	• Magnet contact • Size: 106x38x10mm	• Mounting hole: Ø 9.5mm • 100mA@35VDC	• Anti-Tamper Switch • Voltage: 12VDC • Load current: 1.25A

SECURITY

©ACDC Dynamics

HARDWIRED DETECTORS



Dual Technology Motion Sensors

Code	DT7225	DT7435	DT7450C
Max. Range	7.6m x 9m	11m x 11m	15m x 18m
Consumption	25mA	25mA	30mA
Voltage	9-16VDC	9-16VDC	9-16VDC
M.W Frequency	24.125GHz	24.125GHz	24.125GHz
Install Height	2.3m	2.3m	2.3m
Sensitivity	H/L Select	H/L Select	H/L Select
Dimensions	119x71x42mm	119x71x42mm	119x71x42mm
Pet Immune	No	Yes (45kg)	No
Alarm Output	NC (Energised)	NC (Energised)	NC (Energised)

- PIR and MW Detection
- Total view: 90˚
- Anti-white light, Alternative LED-off mode
- PIR field of view: 22 long range
  2 intermediate
  6 lower range

Indoor Hardwired Motion Sensors

	 NEW	Range 11m mounted 	Low Power 		
Code	**22LC-100-PI**	**PIR-9236**	**LP-991**	**PA-476PET**	**PIR-9822**
Type	Pet Immune 25kg	Dual Passive	General Purpose	Pet Immune 18kg	Dual Passive
Volts	8.2 - 16VDC	9 - 16VDC	8 - 16VDC / 5mA	8 - 16VDC / 18mA	9 - 16VDC / 15mA
Range / Angle	15m / 90°	3.6m high / 360°	12m / 120°	15m / 88.5°	15m / 110°
Size	92 x 63 x 40mm	Ø86 x 22.5mm	102 x 72mm	94 x 66 x 52mm	127 x 64 x 45mm
					Sensor Syn-chroni-sation 
Code	**CQ-86**	**FL-AC03**	**FL-AL7**	**FL-AC12**	**F102TWIN13/V**
Type	Dual Passive	General Purpose	Glass Break & PIR	Glass Break	PIR & Microwave
Volts	12VDC / 16mA	8-16VDC/30mA	8-16VDC	8-16VDC	12VDC
Range / Angle	12m / 120°	12m/160°	12m/120°	3m(70-80dB)	13m/108°
Size	70 x 60 x 37mm	92 x 68 x 59mm	134 x 68 x 56mm	93 x 56 x 25mm	118 x 68 x 51mm

Outdoor Passive Detectors - IP54

Emergency / Egress Buttons

				
Code	**DG85**	**LX-402**	**SS-075C-PEQ**	**HO-02**
Type	Dual Passive	Outdoor	c/w 3 Stick Lables & mounting screws NO/NC (1A 12VDC)	White with Silver Label NO/NC Contact
Volts	9 - 16VDC / 30mA	10.8 - 13.2VDC / 25mA		
Range / Angle	11 x 11m / 90°	12 x 15m / 120°		
Size	176 x 83 x 66mm	141 x 75 x 53mm		

©ACDC Dynamics

ALARM ACCESSORIES



Security Comms Cable (per 100m roll) - Voltage 12V

Code	Solid Conductor	Size (mm)	Code	Stranded Conductor	Size (mm)
WS04	4 Core Solid	0.4mm Copper	WST04	4 Core Stranded	0.22mm Copper
WS06	6 Core Solid	0.4mm Copper	WST06	6 Core Stranded	0.22mm Copper
WS08	8 Core Solid	0.4mm Copper	WST08	8 Core Stranded	0.22mm Copper
WS12	12 Core Solid	0.4mm Copper	WST12	12 Core Stranded	0.22mm Copper
WS20	20 Core Solid	0.4mm Copper	WST20	20 Core Stranded	0.22mm Copper

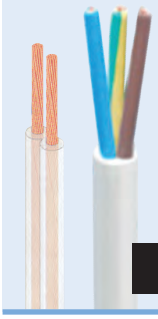

WIR

Cabtyre & Ripcord - Lengths 5m, 10m, 20m, 50m

Code	Solid Conductor	Size (mm)
W201-**	3 Core Cabtyre	0.5 x 3 Core
W401-**	White Ripcord 0.2	0.2mm Copper
W402-**	White Ripcord 0.4	0.4mm Copper
W403-**	White Ripcord 0.5	0.5mm Copper

*Add Length: **5M**, **10M**, **20M**, **50M**

*Specify colours: ○ **WH***(White)*, • **BK***(Black)*, o **C***(Clear)*



Clear Cable Glue Tube (50ml)

Code	CGL-AD90
Description	• Ideal for fixing wiring to nearly any surface • Use with any alarm cable



BC1

Sealed Lead Acid Battery - Maintenance Free

Code	Capacity	Size (mm) L x D x H	Terminal
SY1270	12V/7Ah	150 x 65 x 102	Lug
SY12012	12V/12Ah	151 x 98 x 102	Lug
SY12024	12V/24Ah	165 x 126 x 173	Lug



Clear Adhesive

Code	JT-ADH-BL-GCL
Details	Clear Adhesive
Size	50ml
Qty. per box	18

P3

SMOKE GENERATOR





Smoke Generator Unit

Code	WY-15
Operating Frequency	433.92MHz
Smoke effectiveness	30min, self extinguishing
Power Source	110V/220VAC
Spray time	55 sec / 5 times / 450cc
Dimensions (mm)	280 x 140 x 400L

Kit consists of

1 x smoke generator, 1 x key remote, 1 x cradle, 1 x manual, 1 x PIR, 1 x window sensor, 1 x chemical 450cc

Features

- Wireless or wired control • Effective range 7 metres
- Smoke made of inflammable, non toxic substance
- Smoke consists of plant vapour causing no harm to the human body, furniture & electrical equipment

Application

Security: On entry by intruder into the premises, the alarm is triggered & the smoke system is activated. The intruder will be unable to see any articles intended to be stolen and will leave the premises immediately.

Optional Extras

Code	Description	Code	Description
WY-SMOG-RC	Key remote controller	JBS-100R 12VDC	Flashing light (DC12V)
WY-SSS-YW	Window sensor	KPS-112	Siren 110dB
WY-SSS-YP	PIR motion detector	WY-SMOG-CT	Counter (spray times)
TFAD091155	AC adaptor for PIR unit	FD-601-B02B	Software with USB cable
FG-004-02	Liquid 450cc bag	WY-SMOG-BU	Buzzer

OUTDOOR SIRENS WITH STATUS INDICATION IP65

For more sirens and beacons see pages 411-426







Code	IM-301	IM-303	IM-302
Voltage	10-15VDC / 400mA (max)	13.8-14.2VDC / 1550mA (max)	10-15VDC / 420mA (max)
Siren Output	115dB @ 1m	120dB @ 1m	115dB @ 1m
Timer	5 sec, 3min, 20min, continuous	5 sec, 3min, 20min, continuous	5 sec, 3min, 20min, continuous
Battery Back-up	No	Yes, 12V up to 1.3Ah	Yes, 7.2V up to 500mA
Dimensions (mm)	210 x 130 x 78	270 x 193 x 100	300 x 250 x 65

©ACDC Dynamics

STAND ALONE ACCESS CONTROL



With doorbell button

Code	DK-9810D
Output	1 Relay Output @ 5A(NO/NC) 1 x NC Tamper. Collector Output 1 x NPN Transistor open
Mounting	Surface
Supply	12VAC/DC



15VAP-12VDC-T

Code	Description
DK-2882CARD	Extra cards for **DK-2882**
15VAP-12VDC-T	Adaptor Plug

- These keypads are self-contained digital access keypads designed for door strike and other access control applications in office and home security installations.
- Single User Code and Multi-User Codes for operating the relay output.

Stand-Alone Proximity Reader IP67

Code	PR-112S-A
Output	1 x Relay 1A@30V
Mounting	Surface (Weatherproof)
Supply	12VDC
Code	**PR-KISI-A**
	Additional user cards Sold in packs of 10
Code	**PR-K1K1-AQ**
	Key fob style Proximity Tags (Pack of 10)

Features

- Sealed & weatherproof
- Output relay 1W either timed (1 - 180s) or "toggle" mode
- Buzzer for audible confirmation
- Up to 100 cards can be programmed
- User cards can be easily deleted
- Up to 5 master cards can be programmed
- c/w 10 cards included



Stand-Alone Fingerprint Access Controller



Code	F-007
Output	Relay output 2A@12VDC
Mounting	Surface
Supply	12VDC

Features

- Programming done via remote control or using manager fingerprint
- Up to 120 users can be identified & allows for exit button
- Gives alarm when door is propped open
- No need to connect to PC to program

Standalone Biometric Readers







Code	EA20	EAC300	EC300
Fingerprint	2000	5000	5000
User Capacity	200	500	500
Memory	50000 Records	100000 Records	100000 Records
Communication	RS485/ TCP/ IP & USB pen drive	TCP/ IP & USB Communication	TCP/ IP & USB Communication
Software	Stand alone with software	Stand alone with software	Stand alone with software
Screen Size	2.5" TFT Screen	3.5" TFT Touch Screen	3.5" TFT Touch Screen

ACCESS CONTROL

Standalone Biometric Reader

Power Supplies to be ordered separately

ZKTeco

Fingerprint & Face Reader



Code	ZK-MULTIBIO800-H
Face Templates	1500(1:N), 4000(1:1)
Fingerprint Temp.	4000
Transaction Log	100 000
RFID Cards	10 000
Communication	RS485 / TCP/IP / USB-Host
Wiegand Ports	Input & Output
Interfaces	3rd Party Locks, door sensor, exit button + Aux Input
Power Supply	12VDC 3A
Dimensions	188 x 88 x 63mm
SDK & Software	Standalone SDK, ZKAccess 3.5

Wiegand Door Controller

Power Supplies to be ordered separately

2 Door



Code	ZK-C3-200
No. of Doors	2 Doors
Readers Supp.	26bit Wiegand
Inputs	6 (2 Exit Device, 2 Door Status, 2 Aux)
Outputs	4 (2xLock,2xAux OP)
Card Capacity	30 000
Transaction Log	100 000
Communication	TCP/IP & RS-485
Power Supply	12V DC 3A
Software	ZKAccess 3.5

Wiegand RFID Slave Readers

IP65



IP64



Code	ZK-KR601E	ZK-KR602E
Read Range	Up to 10cm	
Output Format	26bit Wiegand	
Buzzer	Yes	
Power/Current	6-14V / Max 70mA	
LED	Red and Green	
Input Ports	External LED Control & External Buzzer Control	
Size (mm)	86 x 16 x 86	86 x 20 x 86
Spare Cards	**ZK-ID-CARD**	
Spare Tags	**ZK-ID-TAG**	

©ACDC Dynamics

ACCESS CONTROL

RS485/IP Biometric Access Control Panel

ZKTeco

Power Supplies to be ordered separately

2 Door Control



Code	ZK-INBIO260
No. of Doors	2 Doors
No. of Readers	4 x RS-485, 4 x 26bit Wiegand
Inputs	6 (2 Exit Device, 2 Door Status, 2 Aux)
Outputs	4 (2 x Lock, 2 x Aux OP)
Card Capacity	30 000
Fingerprint Cap.	3000
Transaction Log	100 000
Communication	TCP/IP & RS-485
Power Supply	12V DC 3A
Software	ZKAccess 3.5

RS485 Slave Fingerprint Readers

IP65





Code	ZK-F12	ZK-FR1500-WP
Communication	RS485	RS485
Function	Fingerprint & RFID Card Reader	Flush Mounting RFID Card Reader
Power Supply	12V DC 3A	12V DC 3A
Size	102 x 50 x 37mm	77.3 x 121.3mm
Compatibility	**INBIO** Controllers, **F16**	**INBIO** Controllers or Standalone Fingerprint Devices

FINGERPRINT / RFID CARD / READERS

Enrollment Reader

Indoor IP54



Readers & Access Control

Indoor IP54



IP54



Door Controllers



Code	AMA-U-BIO	AMA-T5-PRO	AMA-VF30	AMA-DC-E-1
Read Mode	Enrollment Fingerprint Reader	FP, Card, FP+Card	FP, Card, FP+Card PW+Card, FP+Card	Single door controller Input from two readers Comms: TCP/IP Opening Time: 1 - 600sec No. of Users: 20000
FP Capacity	–	1000	2000	
Card Capacity	–	1000	2000	
Record Capacity	–	50000	50000	
Software	–	Mi-Time Light (Incl)	Mi-Time Light (Incl)	
Power Supply (Not Supplied)	–	12VDC/3A With battery back-up	12VDC/3A With battery back-up	
Comms	USB	TCP/IP, RS485, Mini USB	TCP/IP, RS485, Mini USB Wiegand I/O	
Input	Connection for Egress control (Requires 1 x NO potential free contact)			
Output	1 x Relay C/O contact (12VDC/1A) can be used for Mag-Lock control			
Features	Access Control: Fingerprint Reader. Compatable with Mi-Time & Mi-Time Light software. Compact and portable with USB connectivity.	Access control, Fingerprint and RFID card reader. Easy user enrollment via master card or software. TCP/IP, RS485, Mini USB communication.	Full Time and Attendance functionality. Access Control, Fingerprint, RFID card reader and PIN Password. RS485, Mini USB slave, TCP/IP, Wiegand I/O communication.	

Accessory - Mi-Time Software (Full Package)

Code	MI-TIME-*

* Add number of employees to code: **50, 100, 150, 250, 300**

Note: Available for 350-10000 plus employees - please request quotation

- Annual licence fee based on number of employees.
- User Friendly - Intergrates into all major payroll packages.
- Unlimited shifts and rosters.
- Flexi / Daily / Weekly shift setup.
- Monthly / Weekly / Fortnightly / Over-time calculations.
- Leave management.
- Employee badge printing.
- Manual / Auto editing.
- Windows 7, XP & VISTA.

©ACDC Dynamics

NEW

SMART DOOR LOCK

App Control
Fingerprint
Remote Switching
amazon alexa
works with the Google Assistant

- Random password generation function
- Low battery alarm

	Wi-Fi Fingerprint Door Lock	Bluetooth Fingerprint Door Lock	Bluetooth Fingerprint Door Lock	Wi-Fi Fingerprint Door Lock	Bluetooth Fingerprint Door Lock
	WiFi Control	Bluetooth Controllable	Bluetooth Controllable	WiFi Control	Bluetooth Controllable
					
Code	**PST-HR01**	**F11S**	**KT-R10**	**KT-R15**	**F20**
Operation	Fingerprint, ID Card, Password, mechanical Key and Smartphone APP	Fingerprint, ID Card, Password, Mechanical Key and Smartphone APP	Smartphone App, Fingerprint or Key	Smartphone App, Fingerprint, Key, Pin code, IC card	Fingerprint + PIN Code + Backup Key + Bluetooth /APP, Anti-peep virtual password, IC card
Power Supply	5VDC -USB charging port	5VDC -USB charging port	5VDC -USB charging port	5VDC -USB charging port	5VDC -USB charging port-type-C
Battery	4 x AAA batteries (not included)				
User Capacity	3 admin & 100 users users	30 users	1 admin & 20 users	2 admin & 48 users	30 users
Door thickness	39.9mm - 100mm	35-68mm	38-55mm	35-55mm	35-55mm
Standard configuration	5050 Lock body (Inc.)	5572 mortise(Inc.)	5050 Lock body(Inc.)	Deadbolt latch (Inc.)	5572 mortise(Inc.)
Material	Aluminum Alloy+Acrylic	304 Stainless Steel	Zinc Alloy	Zinc Alloy	Zinc Alloy
Size (L x W x H)	240 x 60 x 21mm	190 x 80 x 30mm	149 x 27mm	148 x 62 x 30mm	70 x 80mm

ELECTRICAL DOOR LOCKS

	Electrical Door Locks		Electric Deadbolts		Power Supply
					
Code	**EL-971B**	**EL-271-NO**	**EB-281**	**MB-280**	**15VAP-12VDC-T**
Features	• Fail-secure • 12VDC I 450mA rated current • Size(mm): 150(L)x25(W)x33(H) • Normally de-energised	• Fail-secure • 12VDC I 450mA rated current • Size(mm): 160(L)x25(W)x31(H)	• Fail-safe (Doors open automatically once the power fails, locked when energised) • 12VDC operation • 900mA at start, 150mA at standby • 16mmØ • Stainless Steel Bolt	• Mounting bracket for upper glass and glass door • Stainless Steel • Size(mm): 205(L) x 58(W) x 46(H) • Glass thickness: 8-15mm	• Input: 230VAC • Output: 12VDC • 15VA unregulated • Plugs into 15A socket outlet

TURNSTILES & METAL DETECTORS

ZKTeco

	Walk Through Metal Detector			Turnstiles - TS1000 & TS2000 Series		
						
Code	**ZK-D1065S**	**ZK-D3180S**	**ZK-D4330**	**Code**	**ZK-TS1000**	**ZK-TS2000**
Power Supply	85-264VAC	85-264VAC	100-240VAC	Power Supply	AC 220V/110V, 50/60Hz	
Working freq.	4KHZ-8KHZ	4KHZ-8KHZ	4KHZ-8KHZ	Working Environ.	Indoor/Outdoor (Sheltered)	
Sound Alarm	Yes	Yes	Yes	Rated Power	60W	
Detection Zones	6 Zone	18 Zone	33 Zone Standard	Flow Rate	25 - 48 Passage / Minute	
Sensitivity Control	✔	✔	✔	Housing Material	SUS304	
Sound/LED Alarm	✔	✔	✔	Pictogram Indication	Yes	
Auto Count	✔	✔	✔	Control System	Input controlled by dry contact	
Password Protect	✔	✔	✔	Size (mm)	980x520x280 + 500(Arm)	980x1100x260 + 500(Arm)

©ACDC Dynamics

ELECTRICAL & MAGNETIC DOOR LOCKS & DOOR RELEASES

Electro Magnetic Locks

- Housing: Aluminium
- Dual Voltage: 12 or 24VDC selectable by jumper

For double door



E-941DA-1200

Code	E-941DA-1200	E-941SA-1200	E-941SA-600
Power Dual Volts	12VDC/24VDC	12VDC/24VDC	12VDC/24VDC
Magnet Size	536 x 42 x 67mm	268 x 42 x 67mm	250 x 27 x 42mm
Armature Size	185 x 16 x 61mm	185 x 16 x 61mm	185 x 12 x 38mm
Holding Force	545kg	545kg	272kg
Supply ±10%	500mA@12VDC	500mA@12VDC	500mA@12VDC
(per door)	200mA@24VDC	250mA@24VDC	250mA@24VDC
Temperature	-10˚C to +55˚C	-10°C to 55°C	-10°C to 55°C
Weight	10kg	5.0kg	2.0kg
Power Adaptor for 12 VDC:	**Code: 15VAP-12VDC-T**		

How they work:

When power is applied to the magnetic lock, it turns on the unit's powerful built-in electromagnet. This electromagnet is attracted to the steel armature plate which is mounted on a door, holding the door fast against unauthorized entry. When power to the magnetic lock is turned off, the electromagnet releases the armature plate allowing the door to open.

Surface-Type Door Closer



Code	SD-C141S

- Reversible non-handed design
- Metal or wood doors up to 42" wide
- Two separate valve adjustments for easy setting of sweep and latch speed
- Back plate slides into place to cover adjustments
- Narrow projection of 1 3/8"
- Anodized aluminium body
- Silver finish
- Forged steel arms

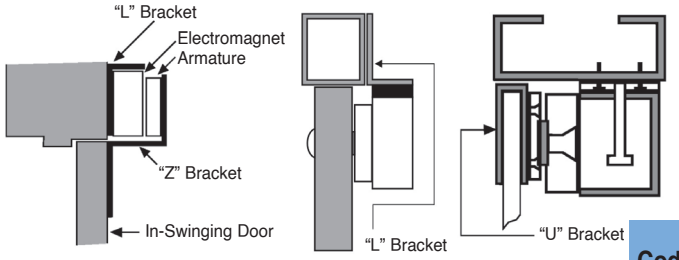

	Z-Bracket	L-Bracket	U-Bracket
			For Glass Door (9-13mm)
Code	E-941S-1200/Z	E-941S-1200/L	E-941S-1200/U
	E-941S-600/Z	E-941S-600/L	E-941S-600/U

Magnetic Door Release IP42



FSMD-B









	Wall Mounted (Metal Enclosures)		Wall Mounted (Plastic Enclosure)	Floor (Metal)	Universal (Metal)
Code 24VDC	FSMD-024-40	–	FSMD-024-50P	FSMD-024-50	FSMD-024-100
Code 230VAC	–	FSMD-240-40	–	–	–
Mounting	Wall	Wall	Wall	Floor	Both (300mm arm)
Nominal Current	75mA	9mA/2W	7mA/1.6W	75mA	100mA
Circuit Configuration	Solenoid	Solenoid	Solenoid	Solenoid	Solenoid
Holding Force	40Kgf/390N	40Kgf/390N	50Kgf/490N	50Kgf/490N	100Kgf/980N
Housing	Metal base and cover		Plastic base and cover	Aluminium	Aluminium & Steel
Manual Release	Yes				
Temperature	-10°C to +40°C				
Weight	0.84Kg	0.93Kg	0.50Kg	0.90Kg	1.8Kg
Accessories	Bracket for floor mounting **FSMD-B**			–	–
Power Supply	**15VAP-24VDC-T**	–	–	**15VAP-24VDC-T**	

SECURITY

©ACDC Dynamics

ELECTRIC FENCING

Energiser Wizards



Code	Description
E-WIZ2	2 Joule Energiser 7400V, B/B
E-WIZ4	4 Joule Energiser 8000V, B/B

Druid



Code	Description
DRUID13-LCD	3 Joule Energiser LCD Screen 9000V, B/B, 3km
DRUID15-LCD	5 Joule Energiser LCD Screen 9000V, B/B. 5km
DRUID18-LCD	8 Joule Energiser LCD Screen 9600V, B/B, 10km

Solar Petstop - DIY Kit 24m



Code	AA-PET/ KIT
Description	1 x Petstop Energiser
	1 x Solar panel
	1 x Mounting Bracket
	8 x Fibre Glass Poles
	24 x Spring Clamps
	200m x Poly Wire
	1 x Warning Sign
	1 x Galvanised Earth Spike
	Can also be installed on a wall top

Merlin



Code	Description
E-MER4	4 Joule Energiser - Including: Keypad, 800V, B/B
E-M18S/V1	8 Joule Single Zone Energiser 140V, 10km, 9300V, B/B
E-M28S/V2	8 Joule Dual Zone Energiser 120W, 2 x 5kW, 9300V, B/B

Keypads



Code	Description
EE-MKP	Merlin Standard Keypad
EE-M1Z2GK	Merlin 1 Zone - 2 Gate Keypad
EE-M2ZKP	Merlin 2 Zone - 2 Gate Keypad
EE-DR.LCD/KP	Druid Keypad - LCD Energisers

ELECTRIC FENCING ACCESSORIES

Flashing Beacon



Code	JBS-100R-230VAC
Description	Xenon Strobe Beacon
Features	80FPM, 15W, 800mA

Siren Speaker



Code	KPS-100T
Description	ABS Siren Speaker
Size	15W
Frequency	8Ω

In-Line Gate Contacts


EA-SGC/SS


EA-SGC07

Code	Description
EA-SGC/SS	Inline Sliding Gate Contact Single Pole
EA-SGC07	Inline Sliding Gate Contact 2 Pole
EA-SGC07ZB/HDG	Z-Bracket for **EA-SGC07**

Stay Clamp



Code	EA-RAT
Description	Stay Clamp Rubber
Size	10 x 12mm

Line Clamps


6mm


8mm

Code	Description
EA-LC6	6mm Line Clamp
EA-LC8/MG	8mm Line Clamp

Ferrules (100 per packet)



Code	Description
F06	6mm Tinned Copper
F10	10mm Tinned Copper
EA-F6AFT	6mm Aluminium

TL-FS Fence Scope



Code	Description
TL-FS	Directional DVM Fault Finder
TL-FSTP	Carry Pouch

ALUMINIUM BOX ENERGIZER ENCLOSURES





Code	ENC-ALU-M	ENC-ALU-L
	• Vented • 610(h) x 450(w) x 260(d)mm • Medium capacity to house an energizer, solar regulator and a deep cycle battery	• 610(h) x 800(w) x 300(d)mm • Large capacty to house double energizers, solar regulator and deep cycle batteries • Available in shock box version (**ENC-SHBOX**)


Application Example

©ACDC Dynamics

ELECTRIC FENCING

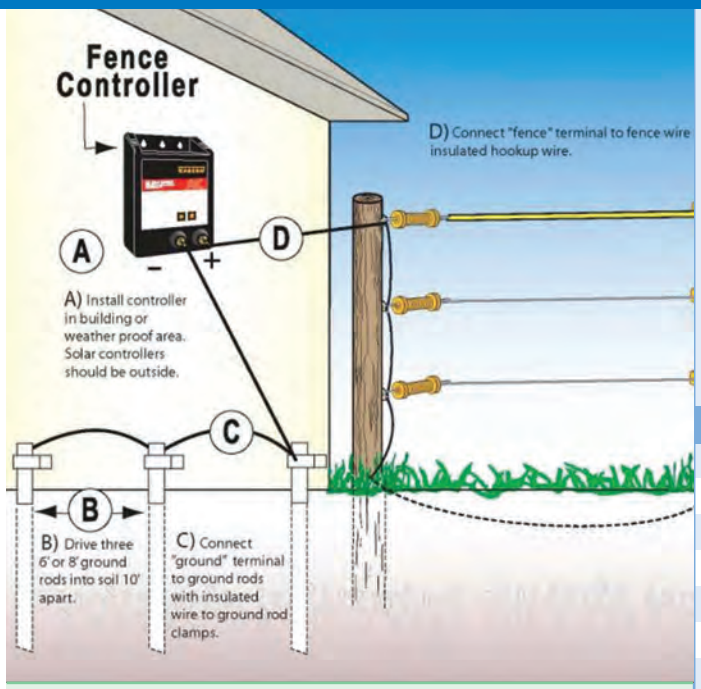

Insulators & Tensioners



Code	Description
EI-NOB	Nail on insulator - Black
EI-BFBB	Bobbin - Flat bar - Black
EI-YB	Insulator - Y Standard - Black
EI-OB	Insulator - Omega with clip -Black
EI-STB/R	Strain ultra insulator - Black
ES-CNT	Comp spring-S/s silver nylon. Std Black
ES-CNTHB	Comp spring hybrid. S/s silver. Standard
ES-DT/MN	Black mini nylon tensioner Black
ES-H/LT	Spring hook S/S - large tail
ES-CTNTBB	Combo tensioner hybrid - Black B/b
ES-HK/EP	Free standing - S hook
ES-CTS	Combo tensioner standard
EA-EAN/L	Earth spike copper 1.2M
EA-LID2	Double Pole Lighting Inhibitor/Diverter

Accessories


SR-FL/HVL4



EA-WRS2/N

Code	Description
SR-FL/HVL4	Fence light, High voltage, Dual stage
EA-WRS2/N	Electric Fence Warning Sign

Wire & HT Cable


EW-G2 / EW-AL


EW-AL16S


HT Cables

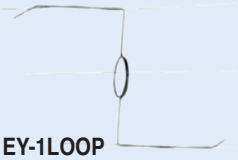
EY-1LOOP


EY-1LOOP/EL


EA-BW/1.8

Code	Description
EW-TBB/5KG	Babybraid - Stranded Galv/wire 1.2mm A Grade 5kg Roll
EW-G2.24	Galvanized wire 2.24mm/50kg - 1650m roll
EW-AL16	Aluminium wire 1.6mm - 1000m/4.88kg
EW-AL16S	Aluminium wire stranded 1.6mm - 1000m
EW-TSS304/8	Stranded stainless steel wire 1.2mm - 800m roll
EW-TSS304/16	Stranded stainless steel wire 1.2mm - 1600m roll
EH-3BS100	HT Cable - Black - 3core / 100m slimline
EH-4BS100	HT Cable - Black - 4core / 100m slimline
EH-AS100	HT Cable - Black - Aluminium 100m
EH-BS030S	HT Cable - Black - slimline 30m
EH-BS100S	HT Cable - Black - slimline 100m
EA-BW/1.8x100HD	Bridging wire 100mm HDG
EA-BW/1.8x200HD	Bridging wire 200mm HDG
EY-1LOOP	Free standing inline loop
EY-1LOOP/EL	Free standing earth loop

Brackets & Stays

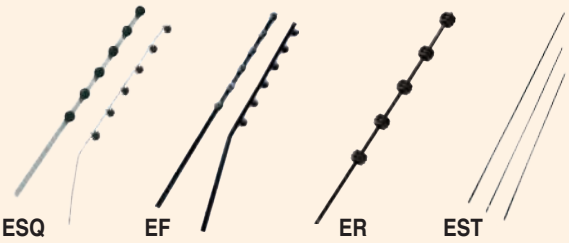

Code	Description
EF-6BA	Flatbar 6W Black Angled
EF-6BF	Flatbar 6W Black Straight
EF-6WA	Flatbar 6W White Angled
EF-6WF	Flatbar 6W White Straight
ESQ-6BF	SQ tube 20*20*1,1.6mm-6W Black Straight
ESQ-6BA	SQ tube 20*20*1,1.6mm-6W Black Angled
ESQ-8BA	SQ tube 20*20*1,1.6mm-8W Black Angled
ESQ-8BF	SQ tube 20*20*1,1.6mm-8W Black Straight
ESQ-6WA	SQ tube 20*20*1,1.6mm-6W White Straight
ESQ-6WF	SQ tube 20*20*1,1.6mm-6W White Angled
ESQ-8WA	SQ tube 20*20*1,1.6mm-8W White Straight
ESQ-8WF	SQ tube 20*20*1,1.6mm-8W White Angled
ER-6B	Round bar 6W Black
ER-6W	Round bar 6W White
ESTB	Stay 600mm Black
ESTBL	Stay 750mm Black
ESTW	Stay 600mm White
ESTWL	Stay 750mm White

©ACDC Dynamics

NEW

GATE MOTORS

DTS Gate Motors









Code	DTS-512LIT-KIT	DTS-AFRI500	DTS-512ML-OBT-KIT
Voltage	230VAC at Gate	230VAC at Gate	230VAC at Gate
On Board PSU	Yes	Yes	Yes
Max Weight	500kg	500kg	600kg
Max Speed	18 meter per sec	22 meter per sec	22 meter per sec
End Limits	Spring	Spring / Magnetic	Magnetic
Battery Back-up	Onboard	Onboard	Onboard
Usage	Domestic	Domestic	Complex entry/exit
Gate Direction	Selectable	Selectable	Selectable
Supplied Remote	2 x **60TX4**	-	2 x **60TX4**
Nylon Rack	Not Supplied as part of kit -- Order separately See below **DTS8489** x 2		

DTS Gate Motor Spares

Nylon Rack	**DTS-8489**	**DTS-8489**	**DTS-8489**
Cover	**DTS-COVER-B**	**DTS-COVER-B**	**DTS-COVER-BU**
Main PCB	**DTS-PCBLIT**	**DTS-PCB512-150**	**DTS-PCB512-150**
PCB Charger (PSU)	**DTS-CHA1215**	–	–
Battery	**SY1270**	**SY1270**	**SY1270**
Motor Brushes	**DTS-BRUSH**	**DTS-BRUSH-150**	**DTS-BRUSH-150**
Power Pack	–	–	**ETDCSPS**
Transformer	**TRAECO**	–	–
Magnetic Actuator Set	**DTS-MHS**	**DTS-MHS**	**DTS-MHS**

ACCESSORIES

Loop Detector



Code **LOOPDE**

- 4 Selectable exit times
- 4 Selectable sensitivity ranges
- Status indicating LED
- Condition monitor (open/short)
- Hi/Lo Frequency selection

Requires 20m silicon cable (not supplied) formed into 4 loops (for cable see Pg 261)

Mechanical Fittings



Galvanised theft resistant bracket

DTS-512/624-BRACKET

Code Hopping Receivers



DTSRX



DTSOCTO

Code	Description
DTSOCTO	5 Button key ring remote 434 MHz
DTSRX1	1 Channel receiver 434MHz
DTSRX3	3 Channel receiver 434MHz
DTSRXCONDO	1000 User receiver 434MHz

- Selectable Pulse or Latch mode
- Visual indication of full memory
- High sensitivity
- User Friendly
- Range

GATE MOTOR ACCESSORIES

Complex Gate Receiver



COMPLEX-RXV3

Code hopping receiver 400 remotes, 2000 events

Repeater c/w Power Supply

PSU 230VAC / 12VDC 3.2A



RPT800P

Code hopping encryption & compatibility, 400 memory locations, Range ± 800m

Transmitters



MB3000P

Complete mimic base unit



WISIMO

GSM Communicator for Mimic base



14CHR-V2

14 Channel Receiver Decoder

Remotes (Transmitters)



TX1 **TX2** **TX4 / DTX4** **TX6**

Code	Description
TX1	1 Button key ring Code Hopping Transmitter
TX2	2 Button key ring Code Hopping Transmitter
TX4	4 Button key ring Code Hopping Transmitter
TX6	6 Button key ring Code Hopping Transmitter
DTX4-403	4 Button duplicator remote. 403Mhz
DTX4-433	4 Button duplicator remote. 433Mhz

1, 2 & 3 Channel Receivers / Transmitters



RX **S4**

Code	Description
S4	4 Channel stand alone Code Hopping Transmitter - 2KM line of site
RX1-150	1 Channel Code Hopping Receiver 150M
RX2-150	2 Channel Code Hopping Receiver 150M
RX1-500	1 Channel Code Hopping Receiver 150M
RX4-500	4 Channel Code Hopping Receiver 150M

©ACDC Dynamics

WIRED & WIRELESS RF TRANSMITTERS & RECEIVERS

Wired Transmitter



Code	SK-939TDWS-B

- Powered by internal/external battery
- Operates up to **170M**
- Over 68 billion possible codes
- LED transmission indicator
- Includes 12VDC alkaline battery
- Wiring: 2 wires (200mm) for N.O. switch input, 2 wires (200mm) for 12VDC power input
- Frequency: 433.92MHz

Receiver



Code	Description
SK910R-4	1 Channel
SK910R2-4	2 Channel
SK910R4	4 Channel

Dipole Antenna for Extended Range



Code	SK-93ERSD

Frequency: 433.92MHz
Plugs into Board Connector on Receiver
Extended range up to 200m for **SK910R/R2/R4**

1 & 2 Channel Transmitters



Code	Description
SK-939TS1S	1 Channel
SK-939TS2S	2 Channel

- Operates up to **170M**
- Over 68 billion possible codes
- LED Transmission Indicator
- Includes 12VDC Alkaline Battery

Typical Applications

Make Push-Button Wireless

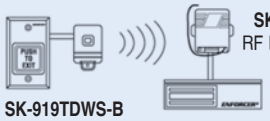

SK-910R
RF Receiver

SK-919TDWS-B
Push Button

E-941SA-1200
Electromagnetic Lock

Convert Sensors into an Entry Alarm System

SK-910R
RF Receiver



E-960-D90
See page 543

Wireless equipment/perimeter security

2 & 4 Channel Transmitters



Code	Description
SK-919TP2H-N	2-Button Transmitter fixed code
SK-919TP4H-N	4-Button Transmitter fixed code
CR2016/5	Spare battery (CR2016)

Features

- Operates up to 160m (500ft)
- Over 68 billion codes possible
- Includes visor and belt clip
- Includes 2 x 3VDC lithium batteries
- Frequency 433.92MHz

POWER SUPPLY/CHARGER





- Regulated and filtered output voltage
- Short circuit protection
- Built-in backup battery charger
- Switches to backup battery automatically in the event of power loss
- Fused protection for battery charger
- Input AC Voltage required for 6VDC (12VAC), 12VDC (16VAC), 24VDC (24-28VAC)
- Transformer selection P = V x I (for 2A @ 16VAC = 2x16 = 32VA) use 40VA standard VA
- Transformer excluded (see page 77)

Code	DC Voltage	Current (continuous)	Current (peak)
ST-2406-2A	6, 12, 24	1.5A	2.0A
ST-2406-3A	6, 12, 24	2.5A	3.0A
ST-2406-5A	6, 12, 24	4.0A	5.0A
ST-2406-7A	6, 12, 24	7.0A	7.5A

MULTI-FUNCTION TIMER MODULE



- Timer can be set from 1 second to 60 minutes
- Positive or negative trigger on power-up
- Relay can be programmed to activate at the start or at the end of the timing cycle
- Relay can also be set to activate for one second at the end of the timing cycle
- Programmable for pulse (flash) or steady on
- Reset function for manual reset of timing cycle
- LED indicates relay is energised

Code	SA-025
Relay Contact Ratings	8A @ 120VAC/24VDC
Supply Voltage	12/24VDC (auto sensing)

NEW

GATE ACCESSORIES







Code	GOOSENECK-STAND	DTS-RS-UNIV	DTS-RSG-UNIV
Description	Gooseneck stand for intercom	Rainshield	Grid for Rainshield

©ACDC Dynamics

SMART WIFI GATE REMOTE CONTROL

MyGateRemote Controller

Code	MG-REMOTE
Supply Voltage	12-24VDC
Outputs	2 x Relay Outputs C/O)
Relay Rating	30VDC/250VAC 10A
Size (LxHxD)	110 x 27 x 43mm
Wifi Range	80m (Line of Sight)



Smartphone control for your gates/doors/locks/lights with a wifi device. Control the connected device via the free to download iOS or Android app. Uses very little data so costs are extremely low. Multiple users can share access. 2 Outputs allow for full opening or pedestrian opening.

- Can be controlled from anywhere with web access
- Free app for Android and iPhone
- Share Control with Multiple Users
- Easy to use and very secure
- No more security risks caused by lost or copied remotes
- Create entry tokens for friends & family
- Control staff access and check entry/exit times
- Full audit of entry/exit available



App: MyGate

Mobile phone not included

Google play

Available on the App Store

KEYPAD REMOTE



Wireless Access Control Keypad

Code	MEKPD-01

A durable, quality keypad designed to provide security access to a restricted area. Access is gained by entering a valid code. Up to a thousand codes can be stored in the unit's non-volatile memory. "Token" codes can be added allowing the user only preset number of activation, after which the code is deleted. User can be learned into a receiver compatible to the remote setting selected.

Features

- 1000 unique codes
- Backup memory module
- Integrated movement sensor
- 15 Channels
- Selectively add and delete user codes
- Easy installation due to no wires required
- Fixed and variable code length modes available
- Panic, duress, wrong code alarm functions

Specifications

- Supply Voltage: 3V – 2 x AA (not incl.)
- Housing Material: ABS
- Output Pulse Range: 1-255sec adjustable or latched
- Token Codes: 1-254 Activations
- Frequencies: 433MHz and 403MHz
- Distance 433MHz and 403MHz: ~40m
- Compatibility: Sentry, Centurion, ET (old), Sherlotronics, QD

GSM INTERCOM



The GSM Intercom module connects up to a standard existing intercom entrance/gate unit. This enables the intercom to dial to the tenants cellphone or landline.
Managed over the internet via free - https://cellswitch.accentronix.co.za

Code	Users
GSMIN-100	Up to 10 000

Features

- Uses any contract/pre-paid simcard
- Dials to tenant's cellphone or landline
- Open up to 2 gates with your cellphone
- Secure online programming
- SMS fault reporting
- 2 Digital inputs to monitor power & gate status
- You are always 'home'
- Access control reports by email

Accessories







Code	GSM-RAIN SHIELD	GSM-PSU	GSM-PSU-BUP
Description	Stainless Steel Shield Intercom cover	12VDC 1A DIN Mount	13.5V PSU + 1.4Ah DIN Mount Surge Protected

SECURITY

©ACDC Dynamics

WIRED DOOR CHIMES

*Please note all 8V chimes exclude transformers, please see page 802
DNU & GNU items exclude 3 x R6 1-5V batteries

zamel cet

230V Type with built-in transformer








Battery option

Battery option

Code 230V	GNS-921	–	DNS-972-N	–	GNS-976-N	GNS-943	DNU-912-N	–
Code 8V	***GNT-931**	***GNT-224**	–	***DNT-911-N**	–	–	–	**GNU-913-N**
Description	Bim-Bam Chime	2-Tone chime vivo	Tres Chime	2 Tone Chimes	Duo Chime	Duo Chime	16 Melodies	3 Tone Chime
Size (mm)	136 x 106 x 42	205 x 126 x 42	160 x 110 x 42	160 x 110 x 35	160 x 98 x 35	130 x 106 x 42	140 x 100 x 47	140 x 100 x 47
Tone	Bim-Bam	Bim-Bam/ Long Ring	3 Tones	2 Tones	Di-Do	Two-Tone	16 Choices	3 Tones
Sound Level	85dB	85dB	90dB	84dB	81dB	72 - 82dB	84dB	83dB

230V Type with built-in transformer


Battery option






Code 8VAC	*GNU-209					
Code 230V	–	GNW-223	DNW-208	GRS-941	DNS-206	DNS-001
Description	Westminster Chime	2 Tone Chime Turbo	Largo Chime	Pipe Chime	Traditional Bell	Bowl Bell
Size (mm)	140 x 100 x 45	205 x 126 x 42	200 x 145 x 55	917 x 230 x 55	140 x 105 x 60	118 x 66 x 37
Tone	8 Tones	Bim-Bam/Long Ring	Bam-Bam/ Long Ring	2 Tone	Electronic Bells	Electronic Bells
Sound Level	76dB	85dB	85dB	82dB	90dB	82dB

B&S SUNNYBELL





Code	ST-3234T	ST-3239T	ST-3248T	*ST-3239B
Size (mm)	170 x 105 x 49			170 x 105 x 49
Power	230VAC Direct Connected with 230/8VAC 1A Transformer built-in			Battery 4 x Size 'C' or 8VAC supply. External Transformer required

T1

Bell Transformers • Double wound, **IP20** • DIN mounting


T-87

DT series

T-208

Code	Input volts	Output volts	VA
T-87	230V	8V	8VA
DT10212	230V	0-12V 0-12V (0-24V)	10VA
DT10612	230V	0-6 V 0-6V	10VA
DT15212	230V	0-12V 0-12V (0-24V)	15VA
DT15612	230V	0-6V 0-6V	15VA

BELLS / CHIMES PUSH BUTTONS






Name can be inserted here

with lamp 12V 1.2W




Code 230V	PDJ-213	PDP-970	PDM-231	PDB-234	PDM-232	PB-03	PB-04	PB-06	PB-09
Size (mm)	80 x 21 x 33	46 x 60 x 14	70 x 30	100 x 25	87 x 30 x 30	85 x 20	54 x 25	74 x 32	70 x 32

©ACDC Dynamics

WIRELESS DIGITAL DOOR CHIMES



EU12302.1









Code		ST-59	ST-60	DRS-982	ST-1005
Transmitter Range:	In line of site	100m		150m	100m
	Through walls	80m		100m	80m
Radio Frequency		433.92MHz		434MHz	434MHz
Sound Level		82dB		85dB	10-30dB, 60-85dB
Call Ringing		1-Tone	Ding-Dong	Ding-Dong	36 Melodies
Chime (Receiver) Power supply		Adaptor 230/12V 300mA (incl.). Spare Code: **EU12302.1** or 3 x size 'C' batteries (not incl.)		2-Pin Euro plug	3 x AA size batteries not included
Call button power supply		1 x 12V battery (included). Spare Code: **WIR-12B**		-	1 x 12V 1NC (Spare **AC531**)
Size (mm)		165 x 122 x 55	170 x 135 x 58	160 x 66 x 90	140 x 80 x 20
Additional Transmitter (call button)		**ST-11**	**ST-11**		

Wireless Door Chimes


Bell Push Button

ML-8300

- Wireless combination door chime
- Additional socket outlet on chime receiver offers multiple uses
- Spare bell push button IP65 Code: **MLT-7100**
- Range 70m line of sight


Bell Push Button

ML-7100

- Just plug and use
- Flashing LED indicator for impaired hearing
- Spare bell push button IP65 Code: **MLT-7100**
- 2 pin Euro Plug
- Range 70m line of sight

Vibrating & Flashing Doorbell

Radio

Code	SSG-MF





Includes

- 1 x Portable Vibrating Receiver
- 1 x Push Button Transmitter
- 1 x Plug-in Doorbell Chime
- c/w Batteries

Features

- 52 Ring tones I 4 Level vol. control
- 300m range in Open Air
- Receiver Supply 3V (2 x AAA)
- Transmitter Supply 12V (1 x 23A)
- Spare Batteries: **98111, AC531**

DIGITAL DOORPHONE KITS

	Wireless Devices		Wired Devices	
Code	RL-0510	RL-0510B	RL-0510B4	RL-3203AAA
Description	1 x Wireless Door Phone 1 x Wireless Door Station 1 x Power Supply	2 x Wireless Door Phones	4 x Wired Door Phones	1 x Door Station 3 x Indoor Phones









Features

- 2.4GHz digital transmission
- Dual-way inter-communication
- Clear talking voice
- Maximum working distance is 200m
- AC Power Adaptor: 220-240V 50Hz AC 9V (incl.)

Features

- Digital transmission for sound signal
- Adjustable volume of melodies
- Anti-interference
- Inter-communication between indoor & outdoor unit
- Adaptor included
- Wired 2-way

Features

- 2-Wire connections
- Inter-communication
- With unlocking function
- Working Distance: 100m
- DIY Assembly & High quality sharp clear voice
- Anti-oxidation, wearable aluminium outdoor unit

©ACDC Dynamics

WIRED COLOUR DOORPHONE KITS WITH MONITORING CAMERA



127 Pictures

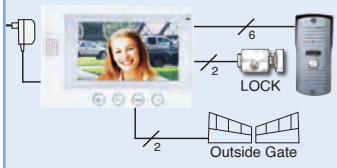

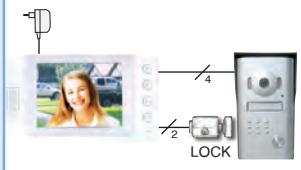



Remote included

Code	RL-037MP	RL-06C	RL-08M	RL-C7C
Description	• 1x7" Video Monitor • 1 x Door Station • 2-Wire Connection • Press call button to take picture • Night Vision	• 1 x 7" Video Monitor • 1 x Door Station	• 1 x 8" Video Monitor • 1 x Monitoring Camera • 1 x Door Station	• 1 x 7" Video Monitor • 1 x Monitoring Camera • Motion recording with SD Card to save memory • Clock and calendar function
Features	Electronic unlock mode, 8-Chord melody ring options, brightness, contrast & volume adjustment, 15m cable & power adaption, waterproof and damageproof cameras			







Code	RL-037M	RL-SD7F	RL-06MID
Description	• **IP44** Waterproof • 7" TFT Colour Screen • Night vision • Enclosed a switch power supply and 15m cable for DIY installation • 1 x Power supply (230V)	• Works as video doorphone, invisible recorder, digital clock & perpetual calendar • Auto-recording onto SD card for outside moving objects only • Brightness, chroma and volume adjustable • 8-Chord melody ring options • Night vision	• 17mm ultra-thin indoor unit • ID unlocking and electric controlled unlocking • 7" TFT Colour Screen • Up to 100 user cards can be added to this system • 1 x Power Supply (230V) • 5 x user, 1 x delete & add card • Spare Card: **RL06-CARD**

STAND ALONE WIRED VIDEO DOORPHONE KITS





Code	RL-3TV06A	RL-3TVP2-1
Description	• 3 x 7" Video Monitors • 1 x Door Station • Power Supply (230V)	• 2 x 7" Video Monitors • 1 x Door Station & Indoor Phone • Power Supply (230V)

Features

- Hands-Free Communication
- 8-Chord Melody Rings
- Brightness, Contrast & Volume Adjustable
- 15m Cable & Power Adaptor
- Night vision
- Inter-communication between indoor units

Spare Power Supplies



Code	RL-A1
	• Input Voltage: - 110 - 240VAC • Output Voltage: - 13VDC • Output Current: - 1200MA



Code	RL-A3
	• Input Voltage: AC 100-240V • Output Voltage: DC 12V • Output Current: 2000mA

2 Video phones for 2 Families

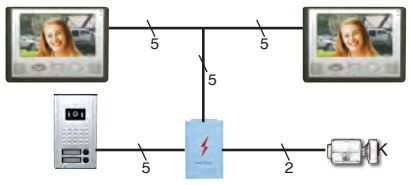

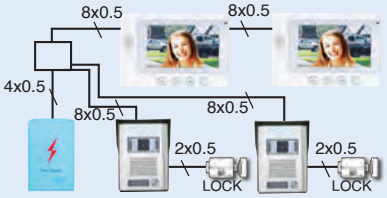

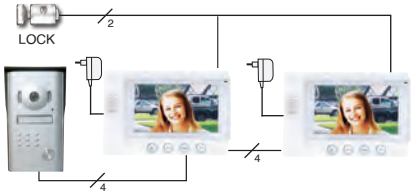

Code	RL-2A037	RL-2D06P2	RL-2TV06A
Description	• 2 x 7" Video Monitors & 1 Door Station • 1 x Power Supply (230V) • High definition CCD Camera • Electric-controlled unlocking • Waterproof	• 2 x 7" Video Monitor & 2 x Door Stations • 1 x Power Supply (230V) • High definition CCDCamera • Electric-controlled unlocking • Waterproof	• 2 x 7" Video Monitors & 1 x Door Station • 8-Chord melody ring options • Waterproof, inter-communication, anti-oxidation • Hands-free • Night vision



Code	RL-2A10G
Description	• Suitable for two families • Waterproof and durable aluminium alloy outdoor unit • TFT colour screen • Night vision • Electric-controlled lock release • Easy installation for DIY market

©ACDC Dynamics

DIGITAL DOOR VIEWERS

A High-Tech "must have" gadget. Why just keep up with the Jones' when you can see if they have arrived (after you!)



Digital Peephole Door Viewer

Code	PHV-350	
Description	• Sensor: 300,000 pixels	• 7" colour TFT display
	• The display will stay on for 8 seconds	• Peephole barrel: 12-30mm
	• Press monitor button and the display will turn on	• Fits any door 35-65mm
	• Press call button, when the LED light turns on the door chime will ring at the indoor display	

BASIC DOOR ENTRY KITS

legrand®



Accessories









Code	LG369580	LG369596	LG369400	LG369505	LG369220-KIT
Consists of	1 x Video Monitor + 1 x Outside station	Outside station with colour camera	External Colour Camera	Spare Inside station	1 x Video Monitor + 1 x Outside station
No. of Wires	4 wire system				2 wire system
Display	Colour 7"				Colour 7"
Ringtones	12				3 x MP3 melodies
Functions	Call, Intercom, Door-Lock				Call, Intercom, Door-Lock
Expandable	1 x Outside station or 1 x Camera + up to 5 x Inside stations				2 x colour displays
Spare Monitor	**LG369585**				**LG369225**





* Inside: Expandable by Up to 5 x **LG369505** or 5 x **LG369585** or a mix of both up to a total of 5

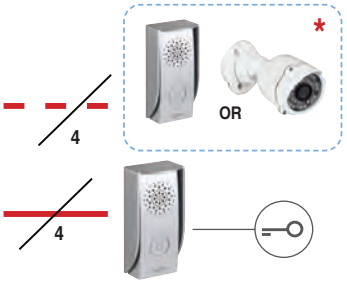

* Outside: Expandable by 1 x **LG369596** or 1 x **LG369400**

WIRELESS VIDEO DOOR ENTRY

Portable Colour Wireless Video Doorphone IP54





Code	RL-0825AB	RL-0807AB
RL	• 2.4" Colour Video Doorphone • 2.4GHz operating frequency • Operated by lithium battery and external adaptor 230VAC (included) • Distance: 50-70m • Dual-way intercommunication • Camera: CMOS • Size: outdoor: 126x93x34mm indoor: 102x66x17mm	• Wireless video doorphone • Wireless unlocking function • Wireless recording function • Auto-recording into SD card • Video recorder, digital clock, and perpetual calendar all in one • SD card instead of DVR for smaller size, higher performance



Wireless Palm Baby Monitor

Code	Description
ZT-822E	2.5" LCD Palm size Wireless Monitor

Features

- Small palm sized receiver for mobile usage
- 2.5" LCD screen with 480 x 234 resolution
- Rechargeable Li-Battery in receiver, enables at least 2 hrs continuous operation
- 380TV lines sharp picture display
- Built-in microphone in camera and speaker in receiver for audio monitoring
- 100m transmission distance (line of sight)

©ACDC Dynamics

NEW

SMART WIRELESS DOORBELL IP54



Indoor Chime Included



Cloud Storage for Videos

Subscribe

WiFi Video Doorbell

Code	Description
MK-1C-KIT	• Power Supply: 5VDC/1A (not included) • 1080P Full HD Video Quality • 122° Field view • Cloud Storage for motion detected recordings • Includes Rechargeable batteries (18650) - up to 3500mA • MicroSD card up to 128GB • 2-way audio between phone and camera

works with amazon alexa

works with the Google Assistant

NEW

WIRELESS DOORBELL AND MONITOR



1MP/720P Video Doorbell with 4.3inch monitor

Code	US-PHR9
Display size	4.3inch
Video Resolution	1MP/720P
Lens Focal Length	3.6mm
View Angle	160° wide
Battery	5000mAh Lithium



- Supports remote call
- Microphone for duplex talk
- Supports PIR Motion detection
- Night vision

works with amazon alexa

works with the Google Assistant

NEW

SMART VILLA VIDEO INTERCOM SYSTEM



TC-5000MH-18B

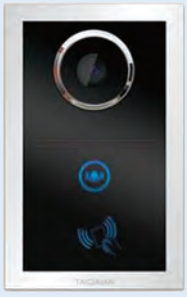

TC-3000DA-X1

Indoor Monitor

Code	TC-5000MH-18B
Display	10inch Capacitor Touch Screen, 1280*800P
CPU	64bit 4 core Cortex-A53
Operating System	Android 6.0.1
Memory	1G RAM
Camera	HD 720P
Communication	RJ45 (TCP/IP)
Expanded Port	8CH Alarm Port,SD Card Slot (inside)
Power Supply	12VDC/1A(incl.)
Dimensions	258.6 x 167.2 x 15.1mm
Installation method	Indoor wall mounting

Digital Door Phone

Code	TC-3000DA-X1
Camera Resolution	720P
Supply Voltage	12VDC/500mA
Communication	RJ45, Pulse Unlock
Dimensions	90 x 135 x 33.5mm
Installation method	Wall mounting



works with amazon alexa

works with the Google Assistant

- WiFi Connect to Internet
- Support Up to 4 Indoor monitors and 2 Outdoor Units
- Digital TCP/IP Intercom
- High Strength Acrylic Panel with Metal Frame
- Intercom Call to Resident with built in Speaker Sterio 16bit
- Pre-installed ACDC Smart App

©ACDC Dynamics

PROFESSIONAL TWO WAY RADIO PMR 446

Professional Radios

Common Features

Monitor, Squelch, Programmable by PC.
• Transmission Power: ≤ 500mW ERP

• Robust Aluminium Chassis
• Vocal low battery indication
• SCAN



NEW



Code	BR02	G15
Channels	PMR446 8 + 8 pre-programmed	PMR446 16 + 16 Pre-programmed
Tones	38 CTCSS / 104 DCS	50 CTCSS tones + 105 DCS
Battery	1800mAh Li-Ion	1600 mAh Li-on
Autonomy 5/5/90	Up to 21hrs	Up to 21 Hrs
Dimensions (WxHxD)	57 x 117 x 33mm	105 x 50 x 32mm
Accessory Socket	2-Pin Kenwood	2-Pin Motorola
Kit Includes	1 x Radio, 1 x Belt Clip, 1 x Desktop Charger & Wall Adaptor, 1 x 1800mAh Battery	1 x Radio, 1 x Belt Clip, 1 x Desktop Charger, 1 x Wall Adaptor, 1 x Rechargeable Battery

Accessories

	BR02	BR02	G15	G15
				
Code	**BA21**	**BA22**	**MA27-M**	**MA25-M**
Description	Microphone & Earphone 2 Pin Kenwood	Speaker/Microphone 2 Pin Kenwood	Microphone & Earphone 2 Pin Motorola	Speaker/Microphone 2 Pin Motorola

	BR02	G15	G18
			
Code	**M-CA-PB-BR02**	**M-CA-PB-G15**	**PB-G15**
Description	6 Station Charger	Six Station Charger	Spare LI-ION Battery Pack

Bluetooth Accessories

Programming Kit

	BR02	G18	BR02, G18	BR02, G18	BR01 / 02	G18
						
Code	**WA-DONGLE-BR02**	**WA-DONGLE-M**	**WA21**	**WA-MIKE-M**	**PRG-10**	**PRG-15**
Description	Bluetooth Dongle 2 Pin Kenwood	Bluetooth Dongle 2 Pin Motorola	Bluetooth Mic & Earphone Phone Requires B/Tooth Dongle	Bluetooth Speaker/ Microphone Requires Bluetooth Dongle	Software + Cable	

©ACDC Dynamics

DIY/HOBBY TWO WAY RADIO PMR 446

MIDLAND

Hobby / Leisure Radios

Common Features

SCAN, Vox, Keypad lock, Roger Beep, Battery Indicator.
- Display: Backlit LCD

NEW



NEW





- Double PTT
- Baby sitter function
- Dual Watch
- Vibra call

Code	XT30-PRO	G9 PRO	G7E PRO
Channels	16 PMR466	PMR446 16 + 16 Pre-programmed / 1-69 (LPD)	PMR446 1-8 / 1-69 LPD
Tones	38 CTSS tones	38 CTSS /104 DCS	38 CTCSS / 104 DCS
Operate with	300 mAh / 3 x AAA	Ni-MH batteries 1800 mAh / 4 X AA	Ni-MH 800mAh / 4 x AA
Autonomy	Up to 5hrs	Up To 21Hrs	up to 15hrs
Transmission Power	500mW	10 - 500mW Selectable	10 - 500mW (Selectable)
Dimensions (WxHxD)	48 x 90 x 29mm	64 x 126 x 36mm	58 x 122 x 34mm
Kit Includes	2 x Radios with belt clip, 6 x AAA Rechargeable Batteries 300mAh, 1 x 2-Way, USB/Micro USB Cable	1 x Radio, 1 x Desktop Charger, 1 x Wall Adaptor, 1 x Belt Clips, 4 x AA Ni-MH Batteries (1800 mAh)	2 x Radios, 1 x Dual Table Charger & Wall adaptor, 2 x Belt Clips 2 x 800mAh batteries

Accessories

G7, G9



G7, G9



G7, G9



Code	R72005	MA28-L	AE38
Description	G7, G9 Belt Clip	Microphone with Earphone 2-Pin Midland	Throat Microphone PTT Finger PTT, 2-Pin Midland

G7, G9



G7, G9



G7, G9



Code	MW904	ALG7	PB-ATL/G7
Description	Wall Charger	Car Charger	Rechargeable Pack

CCTV POWER SUPPLIES 240VAC



24VAC



12VAC



EVP

ACDC Power Supplies is the cost effective way to power multiple cameras.
The power supplies provide a 24VAC or adjustable 12VDC output for 4, 9 or 18 fused outputs.

AC Models

Code	No. of Outputs 24VAC	Output Amps	Max. Amps / Channel
24VAC2.5A4P	4	2.5A	1.1
24VAC5A8P	8	5A	1.1
24VAC10A18P	18	10A	1.1

DC Models

Code	No. of Outputs 12VDC	Output Amps	Max. Amps / Channel
12VDC5A4P	4	5A	1.1
12VDC10A9P	9	10A	1.1
12VDC10A18P	18	10A	1.1

DC/AC Models

Code	No. of Outputs	Output Amps	Max. Amps / Channel
EVP-124M6P16Q	8 x 12VDC + 8 x 24VAC	8 (3A)	1.1

NB: "Output Amps" is a maximum total output amperage for entire power supply

- Supply volts: 90~240VAC
- AC or DC output models available
- Individually protected PTC-type 11A fuse outputs
- Status LED indicator
- Main Power Switch with surge protector
- Includes IP55 Steel enclosure and transformer
- DC models adjustable from 12.6~15.15VDC
- Dimensions: 196W x 254H x 89Dmm

SECURITY

©ACDC Dynamics

VEHICLE CCTV & DASH CAMCORDER KITS

	Two Camera System - 5" Monitor		Two Camera System - 7" Monitor	
	c/w Monitor Bracket & Connecting Cables 		c/w Monitor Bracket & Connecting Cables 	
Code	**TRM-527**		**TRM-727T**	
	Monitor	**Cameras**	**Monitor**	**Cameras**
Features	• 5" TFT LCD colour monitor • Removable sun visor • Manual or Automatic display switching, Reverse image switching delay 0-30s • Camera trigger priority set in menu • Resolution: 640 x 480 • Mirror or normal image • Size: 152 x 109 x 50mm	• 1/3" Sharp colour CCD • Resolution 420 TV lines • **IP68** • 18 IR LED's for 15m night vision • 12VDC • Viewing angle 130˚ • Shock proof: 10G	• 7" TFT LCD colour monitor • Removable sun visor • Manual or Automatic display switching, Reverse image switching delay 0-30s • Camera trigger priority set in menu • Resolution: 2400 x 480 • Mirror or normal image • Size: 185 x 124 x 48mm	• 1/3" Sharp colour CCD • Resolution 420 TV lines • **IP68** • 12 IR LED's for 10m night vision • 11-32VDC • Viewing angle 130˚ • Shock proof: 10G

	Four Camera System - 7" Monitor		Dash Camcorder
	c/w Monitor Bracket & Connecting Cables 		
Code	**TRM-737**		**DVR-196**
	Monitor	**Cameras**	
Features	• 7" TFT LCD colour Quad monitor • Single/Split/Quad view selectable • Removable Sun Visor • Manual or Automatic display switching, Reverse image switching delay 0-30s • Size: 185 x 124 x 48mm	• 1/3" sharp colour CCD • Resolution 420 TV lines • 10 IR LED's for 15m night vision • 12VDC • **IP66** • Viewing angle: 130˚ • Shock proof: 10G	• 170⁰ Wide angle lens • 60mm 2.4" screen • GPS module included • Resolution: 1920 x 1080 (1080P) • SD Card (32GB max) • Internal Mic/Speaker • USB & HDMI plugs • 5VDC supply included or USB

Accessories		IP68 				
						
Code	**TRC-4103**	**TRC-8053**	**TRC-ECC**	**TRC-EC**	**TRC-TEC**	**MICROSD16GB** **MICROSD32GB**
Features	• Operating voltage: DC12V • Free view angle: 130° • Horizontal resolution: 420TV lines	• Car back camera • Resolution: 420TVL • Free view angle: 130° • Operating voltage 12-32VDC	• Electrical connection cable with backup fuse • Length: 1.5m	• Extension cable (video) • Length: 1.5m	• Trailer extension cable • Length:15m	Micro SD Memory Cards with Adaptor (for **DVR-196**)

NEW

BACK-UP POWER SUPPLY



3.2A



6.4A

Power Supply with Charger

Code	SH-UPS-3.6AMP	SH-UPS-6.4AMP
Input Voltage	110-230VAC	
Output Voltage	13-14VDC (Adj.)	
Output Current	3.6A	6.4A
Size	200 x 180 x 87mm	275 x 225 x 97mm

Note: Battery to be ordered seperately

©ACDC Dynamics

CCTV POWER DISTRIBUTION BOARDS



Central Supply Connection - Power indicator for main board green and terminals

Code	Output	Output Amps	Max. Amps / Channel
PD-9BSQ	9	10A	1.1

Features

- 10A, 240VAC Main fuse. Includes circuit board only
- Camera Fuse Code: **F600-1A**

RACK-MOUNTED CCTV POWER SUPPLIES



AC/DC Slim-line design. Rack mounted CCTV Power Supplies

Code	No. of Outputs	Output Volts	Output Amps	Max. Amps / Channel
24VAC10A16PR	16	24VAC	10A	1.1

DC Model

Code	No. of Outputs	Output Volts	Output Amps	Max. Amps / Channel
12VDC13A16PR	16	12VDC	13A	1.1

Features

- Supply volts: 176~264VAC
- Status LED indicator
- Includes IP55 enclosure
- Dimensions: 482W x 170H x 44Dmm

VOLTAGE CONVERTER



ST-LA105-TTQ ST-LA115-TPQ

Features

- Converts 12/ 24 VAC/DC to a regulated 5/ 12/ 24 VDC output
- LED indicator with built-in overload protection

Code	Input Voltage	Output Voltage	Current (A)
ST-LA105-TTQ	12 / 24 VAC/DC	5 / 12/24 VDC	0.5A

VOLTAGE BOOSTER



Code	Input Voltage	Output Voltage	Current
ST-HB105-TTQ	7-24VDC	12 or 24VDC (adjustable)	500mA @ 12/ 24VDC

Features

- Compensates DC voltage drops over long cable run
- LED indicator with built-in overload, short-circuit protection

LOW BATTERY CUT-OFF MODULE



Code	I/O Connection	Size
ST-BD01Q	AC input/ output	60 x 45 x 22mm

Features

- Selectable input 12 or 24VDC
- Adjustable cut-off/ restore voltage range
- Dual colour output LED indicator
- Relay contact rating: 7A @ 30VDC

5-IN-1 MULTI-PURPOSE 12VDC TESTER



Code	Test for
ST-BT01Q	1. Voltage 2. Battery load 3. Voltage drop 4. PTC Fuse 5. Polarity test

- LED indicators • Reverse polarity protection
- Indicates the condition of rechargeable gel 12VDC batteries
- Built-in digital cable with alligator clip for easy connection

ILLUMINATED POWER CONNECTORS



CA-1510-3FLQ CA-1610-3FLQ CA-1615-06LQ



CA-161T-02SLQ

CA-151T-02SLQ

AC/DC Illuminated Power Connectors make trouble-shooting CCTV or other 12VDC or 24VAC equipment easy testing

Code	Description
CA-1510-3FLQ	DC Male Jack with LED and 75mm wire length
CA-1615-06LQ	DC Male Jack to DC Female Plug with LED and 150mm wire length
CA-161T-02SLQ	DC Female Plug to terminal block, snap-in, LED, 63mm wire length

Features

Checks for low voltage AC/DC before connecting to a device.



No Power | Correct DC Polarity | Incorrect DC Polarity | AC Voltage

SECURITY

©ACDC Dynamics

POWER ADAPTOR



Regulated Power Supply

Code	SNW-0501E
Input	100-240VAC
Output	5VDC / 1A
DC Jack	5.5 x 2.1 x 10mm Straight

For more power supplies, see pg 85



POE Power Adaptor

Code	LYDIZ-24005
Input	90-264VAC
Output	24VDC / 0.5A
Connection	2 x RJ45 (In/Out)

For more power supplies, see pg 85

CAMERA ACCESSORIES



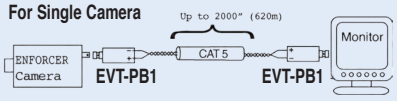



Code	EVT-PB1	EVT-PBP-VITQ
Description	Transmits a CCTV camera video signal long distances over low cost cable.	6" BNC Digital connection
Features	• Ideal for full-motion colour and black & white cameras • Transmits monochrome video up to 600 metres, or colour up to 400 metres • Low-cost CAT5e/6 unshielded twisted pair (UTP) cable. Works over existing UTP cable • Includes BNC connector and spring clamp terminal block (no need to crimp RJ-45 connectors). Reduces wiring time • High immunity from interference. Built-in impedance coupled device and noise filter	• 6" BNC pigtail connector. • Transmits a monochrome video signal up to 610m. • Passive operation - No external power required. • Built-in impedance coupled device and noise filter

ACTIVE IP BALUN



IPB-A1200Q



IPB-A1100Q

Active IP Baluns are designed to extend any TCP/IP devices beyond the 100m range to 1200m. The unit does not filter out any protocols, codes or applications, so this ensures compatibility with any IP camera and its software.

Code	Description	Input	Output	Voltage
IPB-A1100Q	Active IP Balun over CAT 5e/6	RJ45	RJ45	5VDC
IPB-A1200Q	Active IP Balun over coax (RG59/U)	RJ45	BNC	5VDC

VIDEO AMPLIFIER



Code	EVT-PH16-4T2Q	Features
Transmit Distance	610m	• Connects up to 16 CCTV cameras using low-cost CAT5e/6 UTP cable to a central location • Built-in RS-485 port to P.C. • Mounts in 19" rack • Complete passive operation, no power required
Video Input	16 x 1	
Video Output	16 (BNC)	
Power	500mA	
Compact enclosure	1U (1¾")	
Port	Passive	



Code	EVT-AH16-4T2Q	Features
Transmit Distance	2400m	• Works with full motion CCTV cameras up to 2.4km via active video baluns • Mounts in 19" rack • Built-in impedance coupled device and noise filter • Works in conjunction with passive or active video baluns
Video Input	16 x 2	
Video Output	32 (BNC)	
Power	500mA	
Compact enclosure	1U (1¾")	
Port	Active	



Code	EVT-AB1Q	Features
Transmit Distance	900m	• Transmitter amplifies the video signal for excellent picture quality at long distances • Inc BNC connector and removable terminal blocks • Gold-plated BNC connector • Surge, ground and transient protection
Video Input	1	
Video Output	1	
Power	300mA	
Compact enclosure	59 x 43 x 41mm	
Port	Active	

©ACDC Dynamics

VIDEO AMPLIFIER



VA-2101B-WQ



VA-2404B-WQ

Code	VA-2101B-WQ	VA-2404B-WQ
Video Input Channel	1	4
Video Output Channel	1	4
Video Input level	0.8~1.2Vpp, 75 chins	0.8~1.2Vpp, 75 chins
Gain adjustment	+ 60dB @ 5MHz	+ 60dB @ 5MHz
Operating Voltage	12VDC	12VDC
Power consumption	100mA	200mA

Features

- Video Amplifier compensates for video loss
- Transmits up to 1km
- Connects to video camera, multiplexer, VCR, DVR, etc.

VIDEO DISTRIBUTOR



VA-1102B-WQ



VA-1104B-WQ

Code	No. of Video		Video Input Level
	Input	Output	
VA-1102B-WQ	1	2	0.8 ~ 102Vp-p, 75Ω
VA-1104B-WQ	1	4	0.8 ~ 102Vp-p, 75Ω

Features

- Distributes video feed for NTSC or PAL
- Compatible with colour or black & white signals
- LED to indicate power 12VDC or 24VDC
- 1 Video input to 2 or 4 video outputs

BNC TO VGA CONVERTER



Code	Input Signal	Output Signal	Power
VC-IBAQ	BNC	VGA (DBIS VGA Connector)	5VDC

Features

- Converts almost any LCD Monitor into a security monitor
- Video auto-configure NTSC or PAL Input
- On-screen display function: colour, contrast & brightness

HDMI VIDEO

	HDMI Over CAT 5e/6	VGA Input & Stereo Audio to HDMI Converter
		
Code	**MVE-AH010Q**	**MVA-WH01Q**
Video Input signal	0.5-1.0Vpp	0.5-1.0Vpp
DDC Input Signal	5Vpp (TTL)	5Vpp
HDMI Output	HDMI 1.3	HDMI 1.2A + HDCP 1.0/1.1
Resolution	480p, 576p, 720p, 1080p	480i, 576i, 1080i, 480p, 576p, 720p, 1080p
Power Adapter	2A@5VDC	1A@5VDC
Link Connection	RJ-45 x 2	Video: VGA, Audio: Dual RCA Stereo
Features	• Works with full-motion • Video and audio signal up to 60m • Connect HDMI equipment using low-cost CAT 5e/ 6 UTP cables	• The **MVA-WH01Q** VGA and stereo audio to HDMI convertor takes a VGA and stereo audio signal input and outputs as HDMI signal

CAMERA ACCESSORIES



Wireless Transmission Module - 1000 meters

Code	Description
ZT-F1500A	1000 meters Transmitter & Receiver without obstruction

Features

- 1000mW transmission power for long distance surveillance
- Frequency: 900MHz-1.230MHz 4 CH
- Modulation Mode: FM

©ACDC Dynamics

CAMERA ACCESSORIES

Connectors & Adaptors

					
Code	**ZD-805068/5**	**ZD-805073**	**ZD-805081**	**SP2104**	**ZD-805075/5**
Description	Connector BNC Male crimp type for RG58, 59, 6/U	Adaptor BNC Male / RCA Female	Adaptor T BNC Female to 2 x BNC Male	12V Male Plug	Connector BNC Male twist type for RG58, 59, 6/U
					
Code	**ZD-805074**	**ZD-805082**	**CN031/5**	**S0239CH**	**PL259**
Description	Adaptor RCA Male / BNC Female	Adaptor T BNC Male to 2 x BNC Female	Female / Female	UHF Female Socket	UHF Male Plug

CCTV Cable - Mill Spec 75 OHM - 100m Roll



Code	Solid Conductor	Size (mm)
E-POWERAX-*	RG 59 + POWER	Copper with 0.5mm Twinflex
*Add Length to Code: **1** (1m), **100** (100m Roll), **500** (500m Roll)		Cable: 24 x 0.20mm Copper

CCTV Microphone

The CCTV Microphone is the ideal way to add sound pick-up to existing camera installations.



CCTV Accessories





Code	VM-101Q	CA-161R	MC-1101-09FQ
Features	• Omni-directional pick-up pattern • RCA jack for audible output • 12VDC jack for power	• DC Plug to terminal block for easy connection from terminal to plug	• HDMI cables • Supports HDMI v1.3 for type A • Gold-plated connector

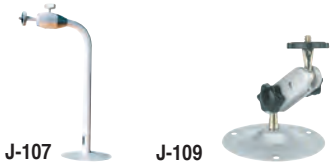

Camera Brackets

Code	Description
J-107	Mounting Bracket
J-109	Mounting Bracket



Camera Brackets

Code	Description	Type
TP-203B	Mounting bracket	Plastic
TP-203I	Mounting bracket	Plastic
TP-206	Mounting bracket	Plastic
TP-205N	Mounting bracket	Metal
TP-207	Mounting bracket	Metal
TP-208	Mounting bracket	Metal



Camera Housings with Heater

Code	Description
ST8009	Outdoor Camera Housing with 20W Heater Blower 230VAC



Outdoor Aluminium Camera Housing

Code	Description	Size (mm)
TP-603	Housing with movable top 8 lock	131 x 106 x 300
TP-6031R	Housing with built-in IR Lens	142 x 115 x 370
TP-208H	Housing with movable top	138 x 117 x 375

©ACDC Dynamics

ANALOGUE HD CAMERAS

	Short Range Fixed Lens Bullet	Long Range Fixed Lens Bullet		Varifocal Lens Bullet
	IP67 NEW 	IP66 	IP67 NEW 	IP67 NEW 
Code	**DS-2CE16DOT-LFS-2.8**	**DS-2CE16D0T-IT5F**	**DS-2CE17DOT-IT5F**	**DS-2CE19DOT-VFIT3F**
	HD 1080p Hybrid Turbo Bullet 2.8mm	HD 1080p long range EXIR Hybrid Turbo Bullet Camera	HD 1080pHybrid Turbo Bullet Camera 3.6mm	HD 1080p Infrared Hybrid Turbo Bullet Camera 2.7-13.5mm
	Analogue HD Output	Analogue HD Output	Analogue HD Output	Analogue HD Output
	4:1 Feature: TVI/AHD/CVI/CVBS	4:1 Feature: TVI/AHD/CVI/CVBS	4:1 Feature: TVI/AHD/CVI/CVBS	4:1 Feature: TVI/AHD/CVI/CVBS
	Smart IR, 20m Distance	IR 80m distance	Smart IR, 80m Distance	Smart IR, 40m Distance
	True Day/Night	True Day/Night	True Day/Night	True Day/Night

	Fixed Lens Dome		Covert/Pinhole
	IP66 	IP66 	
Code	**DS-2CE56D0T-IRMF**	**DS-2CE56D0T-IRF**	**DS-2CS54C8T-PH**
Description	HD 1080p Infrared Hybrid Turbo Turret Camera	HD 1080p Infrared Hybrid Turbo Turret Camera	HD 720p WDR Covert/Turbo Pinhole Camera
	Analogue HD Output	Analogue HD Output	1MP progressive scan CMOS
	4:1 Feature: TVI/AHD/CVI/CVBS	4:1 Feature: TVI/AHD/CVI/CVBS	Ultra low light
	Smart IR, 20m distance	Smart IR, 20m distance	2.8mm fixed lens
	True Day/Night	True Day/Night	CVBS switchable analogue

	Varifocal Lens Dome		
	IP66 	IP67 NEW 	IP67 NEW 
Code	**DS-2CE56C2T-VFIR3-CVBS**	**2CE56DOT-VFIR3**	**DS-2CE79DOT-VFIR3**
Description	HD 720p Varifocal IR Turbo Turret Camera 2.8-12mm	HD 1080p InfraredTurbo Turret Camera 2.8-12 mm	HD 1080p Infrared Hybrid Turbo Bullet Camera 2.7-13.5mm
	OSD & CVBS/720p HD Output Customisation	Analogue HD Output	Analogue HD Output
		1 HD Output Over Coaxial	Switchable Video Output 4:1: TVI,AHD,CVI,CVBS
	Smart IR, 40m IR distance	Smart IR, 40m Distance	Smart IR, 40m Distance
	True Day/Night	True Day/Night	True Day/Night

DIGITAL VIDEO RECORDERS

Hard Disks excluded	NEW 		NEW 
Code	**DS-7104HQHI-K1**	**DS-7208HQHI-K1**	**IDS-7208HQHI-M1/S**
Description	4 HD 1080p Channel HDTVI/Turbo DVR IP/HDTVI/AHD/HDCVI/CVBS Inputs	8 Channel 1080p HDTVI/Turbo DVR Self Adaptive HDTVI/CVI/AHD/CVBS Signal Input	8 Channel HD 1080p HDTVI/Turbo DVR IP/HDTVI/AHD/HDCVI/CVBS Inputs
	1 Channel Audio In/Output	1 Channel Audio In/Output	1 Channel Audio Input/Output
	HDMI/VGA Output	HDMI/VGA/CVBS Output	HDMI/VGA/CVBS Output
	Hard Disk: 1 SATA Interface (6TB Max)	Hard Disk: 1 SATA interface(6TB max)	Hard Disk: 1 SATA Interface (10TB Max)
Hard Disks excluded		NEW 	NEW 
Code	**DS-7316HQHI-K4**	**IDS-7216HQHI-M2/S**	**DS-7332HQHI-K4**
Description	16 Channel 1080p HDTVI/Turbo DVR Self Adaptive HDTVI/HDCVI/AHD/CVBS Signal Input	16 Channel HD 1080p HDTVI/Turbo DVR IP/HDTVI/AHD/HDCVI/CVBS Inputs	32 Channel HD 1080p HDTVI/Turbo DVR IP/HDTVI/AHD/HDCVI/CVBS Inputs
	1 Channel Audio In/Output.	1 Channel Audio In/Output.	4 Channel Audio Input/Output
	HDMI (4k)/VGA/CVBS Output	HDMI (4k)/VGA/CVBS Output	HDMI/ VGA/CVBS Output
	Hard Disk: 4 SATA int.(8TB max ea.)	Hard Disk: 1 SATA Interface (10TB Max)	Hard Disk: 4 SATA Interface (10TB Max)

©ACDC Dynamics

DAY / NIGHT CAMERAS

WHILE STOCKS LAST

	Built-in microphone			
				
Code	**TP-2000MIR-EX**	**TP-550SS-MIR**	**TP-550SS-DN**	**TP-3600XLA**
Sensor	1/3" Sony Ex view CCD	1/3" Sony CCD	1/3" Sony CCD	1/4" Sony CCD
Lens	CS/C - Direct drive	CS/C - Direct Drive	CS/C - Direct drive	ICR
Resolution	550TVL	550TVL	550TVL	550TVL
Illumination	0.05lux / f1.0	0.08lux / f1.0	0.08lux / f1.2	0.7lux / f1.6
Voltage/Current	12VDC / 24VAC	12VDC / 24VAC	12VDC / 24VAC	12VDC
Size (mm)	60 x 50 x 110	60 x 50 x 120	60 x 50 x 120	57 x 61 x 110
Focal Iris	Auto	Mechanical IR Cut Filter	Auto	Mechanical IR Cut Filter

IR CAMERAS

WHILE STOCKS LAST

										
Code	**L752G38-2**	**L773G38-2**	**L780G38-2**	**L751G38-3N**	**L773G38-3N**	**L780G38-3N**	**L751G38-4N**	**L773G38-4N**	**L780G38-4N**	**L751G38**
Sensor	1/3" Sony CCD	1/3" Sony CCD	**EFFIO E**	1/3" Sony CCD	1/3" Sony CCD	**EFFIO E**	1/3" Sony CCD	1/3" Sony CCD	**EFFIO E**	1/3" Sony CCD
Lens	3.6mm fixed lens			2.8mm manual zoom			2.8mm manual zoom			3.6mm fixed lens
Resolution	480 TVL	650 TVL	700 TVL	480 TVL	650 TVL	700 TVL	480 TVL	650 TVL	700 TVL	480 TVL
IR LEDS	30 PC IR (25m)			36 PC IR (30m)			36 PC IR (50m) / 24 PC IR (20m)			24 PC IR (20m)
IP Rating	IP66			IP66			IP66			
Voltage	12V DC			12V DC			12VDC			
Size	200 x 82 x 75mm			228 x 97 x 82mm			295 x 120 x 103 / 175 x 69 x 55			175 x 69 x 55
Illumination	0.1 LUX	0.01 LUX	0.001 LUX	0.1 LUX	0.01 LUX	0.001 LUX	0.01 LUX	0.01 LUX	0.001 LUX	0.01 LUX

DOME CAMERAS

WHILE STOCKS LAST

										
Code	**L751K1**	**L773K1**	**L780K1**	**L752K5**	**L773K5**	**L780K5**	**L773K11**	**L780K11**	**L773K18**	**L780K18**
Sensor	1/3" Sony CCD	1/3" Sony CCD	**EFFIO E**	1/3" Sony CCD	1/3" Sony CCD	**EFFIO E**	1/3" Sony CCD	**EFFIO E**	1/3" Sony CCD	**EFFIO E**
Lens	3.6mm fixed lens			3.6mm fixed lens			2.8-12mm manual zoom		2.8-12mm manual zoom	
Resolution	480 TVL	650 TVL	700 TVL	480 TVL	650 TVL	700 TVL	650 TVL	700 TVL	650 TVL	700 TVL
IR LEDS	24 PC IR (20m)			24 PC IR (20m)			36 PC IR (30m)		36 PC IR (30m)	
IP Rating	IP66			Internal			Internal		Internal	
Voltage	12VDC			12VDC			12VDC		12VDC	
Size	94 x 69mm			94 x 69mm			275 x 93mm		275 x 93mm	
Illumination	0.1 LUX	0.01 LUX	0.001 LUX	0.1 LUX	0.01 LUX	0.001 LUX	0.01 LUX	0.01 LUX	0.001 LUX	0.01 LUX

BOX CAMERAS

WHILE STOCKS LAST

			
Code	**L750S4**	**L773S4**	**L780S4**
Sensor	1/3" Sony CCD	1/3" Sony CCD	BNC 1/3" Sony CCD EFFIO E
Lens	No Lens	No Lens	No Lens
Resolution	480 TVL	600 TVL	700 TVL
IR LEDS	Low illumination, ATR, DNR	Low illumination, DWDR, DNR	Low illumination, ATR, DNR
IP Rating	Internal	Internal	Internal
Voltage	12VDC	12VDC	12VDC
Size	110 x 45 x 55mm	110 x 45 x 55mm	110 x 45 x 55mm
Illumination	0.1LUX	0.001LUX	0.001LUX

©ACDC Dynamics

WHILE STOCKS LAST

ANALOGUE SECURITY CAMERAS IP66

			
Code	**AHD61DIRZ-ICR-A2**	**AHD318E-ICR-A2**	**VC-138CN20**
Sensor	1/4" 1MP CMOS	1/4" 1MP CMOS	SONY IMX138
Lens	3.6mm / M12	2.8-12MM Vari-focal	3.6mm
Signal	PAL / NTSC	PAL / NTSC	PAL / NTSC
IR Range	20m	40m	20m
Resolution	1280 x 720	1280 x 720	1280 x 720
Video out	1 Channel BNC HD	1 Channel BNC HD	1 Channel BNC HD
Motion Detection	Yes	Yes	-
Power	12VDC	12VDC	12VDC

					
Code	**VCDV138SP20**	**VCDV-1099NT20**	**VCDP-1099SH20**	**AN-SD7800M1/S1B**	**AN-SD7800D5/C2B**
Sensor	SONY IMX138	CMOS	CMOS	1/4" Sony CCD	1/4" Super HAD CCD
Lens	3.6mm	2.8-12mm	3.6mm	4.2-42mm (10 x Optical zoom)	4.0-88mm (22 x Optical zoom)
Resolution	720P (1000TVL)	960H (800TVL)	960H (800TVL)	480TVL	480TVL
Voltage	12VDC	12VDC	12VDC	AC19-30V	AC19-30V
Illumination	IR 20m	IR 20m	IR 20m	1.0Lux Colour	0.01Lux B/W, 1.0Lux Colour
Day/Night Mode	ICR Filter	N/A	ICR Filter	ICR Infrared filter	N/A

WHILE STOCKS LAST

EMBEDDED DVR'S

Stand Alone

		
Code	**SD-5004V**	**DVR-8616XH-E1**
Description	• 4 Channel D1 Network DVR • Can take 1 x SATA HDD, up to 2 TB	16CH DVR, 400fps, 960H, VGA,HDMI V/O, 8 A/I, 1 A/O, 2 SATA HDD + E SATA

Entry Level CIF DVR

		
Code	**DVR-7108XC-C1**	**DVR-7116XC-C1**
Description	8CH DVR, 200fps, CIF, VGA + BNC, + HDMI video out, 1 Audio in, 1 Audio out, RS485A/B, 1 X SATA HDD	16CH DVR, 400fps, CIF, VGA + BNC + HDMI video out, 2 Audio in, 1 Audio out, RS485A/B, 1 X SATA HDD

©ACDC Dynamics

WHILE STOCKS LAST

LCD/DVR & CAMERA COMBO KITS





Code	L1507D4-KIT (4 cameras)	-	D1901D8-KIT (8 cameras)
Code	L1507D4-DVR (DVR + LCD only)	L1701D4-DVR (DVR + LCD only)	-
	• With 4 x CCD cameras and 4 x 18.3m cables • 15" TFT-LCD monitor with built-in DVR • H.264 compression • Triple operation - simultaneous record, playback, network • Clear and smooth network live monitor • Mouse/ USB backup/ PTZ/ Mobile • HDD up to 1TB capacity • Remote view with Mobile phone • Real time remote view via IE browser • Support network protocol: TCP/IP, DHCP, DDNS, PPPoE and email	• 17" TFT-LCD monitor with built-in DVR • H.264 compression • Triplex operation - simultaneous record, playback, network • Clear and smooth network live monitor • Mouse/ USB backup/ PTZ/ Mobile • HDD up to 1TB capacity • Remote view with Mobile phone • Real time remote view via IE browser • Support network protocol: TCP/IP, DHCP, DDNS, PPPoE and email	• With 8 x CCD cameras & 8 x 18.3m cables • 19" TFT-LCD monitor with built-in DVR

WHILE STOCKS LAST

DIGITAL VIDEO RECORDERS (DVR)

H.264 compression
Supports mobile remote surveillance





Code	BES-8004VT	BES-8008VT
Front Type	Front Key/ 7" TFT Monitor	Front Key/ 7" TFT Monitor
HDD	1TB SATA HDD	1TB SATA HDD
Video Input/ Output	4ch BNC/ 2ch BNC	8ch BNC/ 2ch BNC
Audio Input/ Output	4ch BNC/ 1ch BNC	8ch BNC/1ch BNC
Alarm Input/ Output	4ch / 1 ch	8ch/1ch
Port - USB	2.0	2.0
Image Quality	CIF/HD1/D1 selectable	CIF
Internet	IE/PPPoE/DDNS	IE/PPPoE/DDNS
Mobile Surveillance	Support Symbian s60 v3.0, Mobile Pocket PC operation system	Support Symbian s60 v3.0, Mobile Pocket PC operation system
Power Adaptor	19V/3.42A DC	19V/3.42A DC
Dimensions (mm)	330 x 230 x 60mm	330 x 360 x 60mm

WHILE STOCKS LAST

DIGITAL VIDEO RECORDERS (DVR)



Code	D7444HT-KIT

4 Channel Real time full channel 960H DVR KIT
- Supports: 1280*1024. HDMI: 1920*1080
- Supports 4CH 960H real time recording and playback, with PTZ, alarm
- VGA port
- SATA Interface HDD*2 up to 2TB
- 4 pcs 1/4" MT139 CMOS CAMERA, 700TVL, 36pcs IR, LEDS 3.6mm Lens, IR 20m
- 500GB Harddrive included

©ACDC Dynamics

NEW

DIY WIFI NVR KIT

- Support AI humanoid detection
- Motion Detection Support
- Motion detection alarm push to APP
- Automatic cascade Support
- Supports P2P Cloud connection
- Plug & play quick setup

Cloud Storage for Videos
Subscribe

WiFi Control | App Control | Remote Switching | Motion Detection

	4 Channel Camera Kit	8 Channel Camera Kit
		
Code	**YH6104L3MI200-W**	**YH6108L3MI200-W**
Description	• 4 x 2MP / 1080P IR IP67 WiFi Bullet Cameras • 1 x WiFi Network Video Recorder • 4 x Power Adaptors for Cameras • Installation Accessories • Hard Disk Drive to be ordered separately	• 8 x 2MP / 1080P IR IP67 WiFi Bullet Cameras • 1 x WiFi Network Video Recorder • 4 x Power Adaptors for Cameras • Installation Accessories • Hard Disk Drive to be ordered separately

NEW

4CH - LCD WIFI NVR

- Simple and fast plug and play setup
- No network cable required
- Saves time and effort with No need to pair
- Max. 100m distance between camera and NVR (line of sight)
- Not expandable
- Note: HDD to be ordered separately



Cloud Storage for Videos
Subscribe

App Control | WiFi Control | Microphone | Speaker

4 CH - LCD NVR + 1080P IP Cameras - 10.1 inch LCD NVR with built in monitor to support real time viewing locally

Code	TV-6125-XMW
WiFi NVR	
Description	• Video quality, playback quality - 1080P • Video Input - 1080P • Video/Audio compression - H.265+/G711A • Power Adaptor - 12VDC/2A • LCD size - 10.1 inch • HDD - 2.5inch HDD max capacity - 4TB • Record & playback storage - TF card, • Supports cloud storage (at a fee) • Supports 2-way audio communication • Illumination Distance - 20m
WiFi Camera IP66	
Description	• Resolution - HD 1080P • Power Adaptor - 12VDC/1A • 8pcs Infrared lamp configurable • Infrared distance - 20m • Supports 2-way audio communication

©ACDC Dynamics

NEW

SMART WIRELESS CAMERAS

Features

- Supports Two way audio commnunication
- Cloud Storage for motion detected events (optional)
- Pan & Tilt cameras support Auto Tracking
- Support Mobile Remote View & Control
- Supports Video recording

Cloud Storage for Videos

Subscribe

WiFi Control | App Control | Remote Switching

Microphone | Speaker | Set Timers & Schedules

Share Control with Others | Motion Detection | Video Playback



App Features | Automation | Control Direction | Cloud Subscription

	Indoor Camera	Indoor Pan & Tilts (P/T)		Outdoor Bullet Camera IP65
Note: Power Adaptor Included	Indoor	Pan & Tilt	Pan & Tilt	Outdoor, Local Control
				
Code	**TV-K530-2MP**	**TV-288ZD-1MP**	**TV-638ZD-2MP**	**TV-6024H-2MP**
Sensor	1/2.7" CMOS Colour			
Lens	3.6mm lens	3.6mm lens		4mm lens
Resolution	1080P	720P	1080P	1080P
View Angle	90° View Angle	110° View Angle / Pan 355° / Tilt 90°		85° View Angle
IR LEDs/Distance	9 x IR LED's/ 5m	6 x IR LED's / 10m		4 x IR LED's/ 20m
Storage	SD-card Slot support max 128GB, Cloud Storage			
Power Supply	USB 5VDC/1A	USB 5VDC/1A		12VDC/1A
Day/Night	IR-CUT filter auto switch			
Network	802.11b/g/n 2.4G Wifi only			RJ45/ LAN and 2.4G Wifi

NEW

BATTERY POWERED WIFI CAMERAS

mapesen



Portable Wifi Camera & Solar Panel IP66

Code	Resolution	Battery	Endurance	Storage
MP-BC3	2MP / 1080P	5200mAh	± 150 days	Micro SD up to 128GB

- 6.8W solar panel
- PIR motion detection & push notification in app
- Two way audio

App Control | WiFi Control | Speaker | Microphone

NEW

CAMERA ACCESSORIES



040-958



040-977

Camera Den-IP66

Code	Description
040-958	ϕ90mm Mounting Bracket/ Junction Box
040-977	ϕ110mm Mounting Bracket/ Junction Box

- Designated to accomdate most camera brands
- Easy to install

©ACDC Dynamics

DIY HD ANALOGUE CCTV KITS

	4 Camera Kit	8 Camera Kit
Download the free Mapesen app for Android or IOS for remote viewing		
Code	**RM5104-2B2D**	**RM5108-4B4D**
	2 x IP66 HD 1080P True Day/Night Bullet Cameras 2 x Indoor HD 1080P True Day/Night Dome Cameras 1 x 5-in-1 4 Channel DVR 4 x 15m all-in-one Cables 1 x Power Splitter 1 x Power Adaptor - 12V/2A Note: HDD to be ordered separately	4 x IP66 HD 1080P True Day/Night Bullet Cameras 4 x Indoor HD 1080P True Day/Night Dome Cameras 1 x 5-in-1 8 Channel DVR 8 x 15m all-in-one Cables 2 x Power Splitter 2 x Power Adaptor - 12V/2A Note: HDD to be ordered separately

DIY WIFI CCTV KITS

	4 Camera Kit	8 Camera Kit
Download the free Mapesen app for Android or IOS for remote viewing		
Code	**TM6104L2JX100-W**	**TM6108L2JX100-W**
	4 x 1MP / 720P IP66 WiFi Bullet Cameras 1 x WiFi Network Video Recorder 4 x Power Adaptors for Cameras Installation Accessories Hard Disk Drive to be ordered separately	8 x 1MP / 720P IP66 WiFi Bullet Cameras 1 x WiFi Network Video Recorder 4 x Power Adaptors for Cameras Installation Accessories Hard Disk Drive to be ordered separately

WIFI CAMERAS

	IP66 Bullet Cameras		360° Panoramic	IP67 PTZ Cameras
Download the free Live Vision app for Android or IOS				
Code	**MP-L2J4I103-WTA**	**MP-L2J4I205-WTA**	**VR-T1E4I132-WTA2**	**MP-B302I205M-WTA2**
Resolution	1MP / 720P	2MP / 1080P	1.3MP / 960P	2.0MP / 1080P
Storage	Micro SD up to 64GB	Micro SD up to 64GB	Micro SD up to 64GB	Micro SD up to 64GB
Supply Voltage	12VDC	12VDC	12VDC	12VDC
Features	• Motion detection alarm function • Two way audio		• Motion detection alarm function • Two way audio • IR Illumination	• 4 x Optical 200m: 2.8-12mm • IR Illumination • Two Way Audio • Motion Detection, Snapshot & Email Alarm Functions

©ACDC Dynamics

BATTERY POWERED WIFI CAMERAS

mapesen

Download the free app for Android or IOS

	Solar WiFi Camera	Covert WiFi Clock Camera	Covert WiFi Plug Camera
	IP66 		
Code	**MP-BC1**	**MP-H2**	**MP-H3**
Resolution	2MP / 1080P	2MP / 1080P	2MP / 1080P
Battery	6600mAh	3000MAh	-
Endurance	± 150 days	±10 Hours	-
Storage	Micro SD up to 32GB	Micro SD up to 64GB	Micro SD up to 128GB
App Name	Macroshare	ELook	ELook
Features	• Built in solar panel • PIR motion detection & push notification in app • Two way audio	• Realtime Audio & Video • Working Digital Clock • IR Night Vision • Motion Detection Funtion	• Realtime Audio & Video • IR Night Vision • Motion Detection Funtion • Powered by Wall Socket

WIRELESS CAMERAS & DVR'S

	Outdoor Cameras		Indoor Camera	Kits	
	IP55 	IP55 			
Code	**MWL605***	**MWL609**	**MWL610**	**MWM014-KIT-1**	**MWM719-KIT-2**
Resolution	1 Megapixel		1 Megapixel	Kit Includes:	Kit Includes:
Lens	3.6mm Fixed		3.6mm Fixed	1 x **MWM014** DVR	1 x **MWM719** Monitor/DVR
Light	24 x IR LED		1 LED Array	2 x **MWL609** Camera	2 x **MWL605** Camera
Night Vsion	15 - 20m		12 - 15m	2 x **MWL610** Camera	1 x **MWL609** Camera
Housing	Metal		Plastic		1 x **MWL610** Camera
System	720P HD Wireless		720P HD Wireless		

*Add **MS** to code for Microphone + Speaker

	720P HD LCD/DVR	720P Mini DVR
		
Code	**MWM719**	**MWM014**
Range	300m	300m
Screen Size	7" (178mm) 16:9	–
No of Channels	4 / (2 x 720P)	4 / (2 x 720P)
Frequency	2.4GHz / P2P network	2.4GHz / P2P network
Record Storage	4-128GB SD Card	4-128GB SD Card
Max No.Cameras	4	
Sensing Modes	Manual, Motion and Scheduled	
Recording Modes	Push Notification, Pre-Event when motion detected	

	Wireless Colour Camera Kits		
			
Code	**ZT-803CT**	**ZT-805D**	**ZT-808A**
Transmission Freq.	ISM-2.4GHz	ISM-2.4GHz	1.2GHz
Imaging Sensor	1/3" CMOS	1/3" CMOS	1/3" CMOS
Horizontal Res.	380TV Lines	380TV Lines	380TV Lines
View Angle	62°	62°	62°
Trans. Power	10mW/CE; 2mW/FCC	10mW/CE; 2mW/FCC	1000mW
Modulation Type	FM	FM	FM
Channel Selectable	–	✔	–
Audio	✔	✔	✔
PLL System	✔	✔	✔



Wireless 1CH 2000 Images

Recording on 2G SD Card

Code	D0122MW

- Colour CMOS wireless camera
- 20 x IR LED, night vision up to 15m
- Motion detection function
- Record AVI video files or JPG photo images
- A 128MB card (not included) can store over 2000 images or 2500 seconds of AVI videos
- Supports up to 32GB SD card

©ACDC Dynamics

3 Year Warranty

ACDC DYNAMICS

SEAGATE HARD DRIVES



Seagate SV35 Security Hard Drives

Code	Description
ST1000/1TB	1TB hard drive
ST2000/2TB	2TB hard drive
ST3000/3TB	3TB hard drive
ST4000/4TB	4TB hard drive
ST6000/6TB	6TB hard drive
ST8000/8TB	8TB hard drive

- 24 Hour Running Capacity
- Serial ATA Drive

MONITORS



Code	COMP SCREEN 21.5	COMP SCREEN 23
Description	21.5”	23”

POE SWITCHES

Unmanaged PoE Fast Ethernet Switches







Code	POE-1009-8P	POE-2018-16P	POE-2618-16P
Desc.	• 125W • 9 RJ-45 With 8 PoE ports • 10/100M • IEEE802.3af (15.4w)	• 250W • 18 RJ-45 With 16 PoE Ports • 10/100M • IEEE802.3af (15.4w)	• 250W • 18 RJ-45 With 16 PoE Ports • 10/100/1000M • IEEE802.3af (15.4w)

Unmanaged PoE Gigabit Switches



Web Smart Managed PoE Switches





Code	POE-2626-24P	POE-2218-16P	POE-2226-24P
Desc.	• 250W • 26 RJ-45 with 24 PoE Ports • 10/100/1000M • IEEE802.3af (15.4w)	• 250W • 16 RJ-45 + 2 1000M Combo With 16 PoE Ports • 10/100M • IEEE802.3af (15.4w)	• 370W • 24 RJ-45 + 2 1000M Combo With 24 PoE Ports • 10/100M • IEEE802.3af (15.4w)



ProSafe & Gigabit Smart PoE Switches

Code	Description
FS728TP	24 port ProSafe 24 Port 10/100 Smart Switch with 4 Gigabit Ports and 24 PoE Ports (195W)
FS728TLP	24 port ProSafe 24 Port 10/100 Smart Switch with 2 dedicated Gigabit Ports and 12 PoE ports (195W)
GS110TP	8 port 10/100/1000 Gigabit Smart managed 8 Port PoE Switch (46W) 2 x SFP slots for fiber
GS728TP	24 port 10/100/1000 Gigabit Smart managed 24 Port PoE Switch (192W) 4 x SFP slots for fiber
GS724TPV2	24 port 1000 Base-T Pro Smart POE managed switch 190W 2 Port 1000 Base-X Fibre SFP

©ACDC Dynamics

NETWORK (IP) EQUIPMENT IP67

Smart Camera Features: LineCross, Intrusion & Unattended Baggage Detection, Face Detection

	Short Range Bullet Cameras - 15m	Fixed Lens Bullet Cameras		Long Range Bullet Camera - 50m+
Power Supply: 12VDC/POE 120dB WDR		NEW 	NEW 	
Code	**DS-2CD2025FWD-I**	**DS-2CD2026-G2-I-4MM**	**DS-2CD2046G2-I-4MM**	**DS-2CD2T25FWD-I8**
Description	2MP Infrared Network Bullet Camera 4mm fixed lens Up to 30m IR distance	2MP infrared Network Bullet Camera 4mm fixed lens Up to 40m IR distance	4MP infrared Network Bullet Camera 4mm fixed lens Up to 40m IR distance	2MP Ultra Low Light Network Bullet Camera 6mm fixed lens Up to 80m IR distance

	Long Range Bullet Camera		Varifocal Bullet Cameras	
Power Supply: 12VDC/POE 120dB WDR	NEW 	NEW 		
Code	**DS-2CD2T26G2-ISU/SL**	**DS-2CD2T46G2-ISU/SL**	**DS-2CD2655FWD-IZS**	**DS-2CD4B26FWD-IZS**
Description	2MP Ultra Low light Network Bullet Camera 6mm fixed lens Up to 60m IR Distance -	4MP Ultra Low light Network Bullet Camera 6mm fixed lens Up to 60m IR Distance -	5MP Infrared Varifocal Network Bullet Camera 2.8 -12mm motorised lens Up to 50m IR distance Audio I/O, Alarm I/O	2MP Dark Fighter Smart Network Bullet Camera 2.8 - 12mm motorised lens Up to 30m IR distance Audio I/O, Alarm I/O

	Varifocal Bullet Cameras				
Power Supply: 12VDC/POE 120dB WDR	NEW 	NEW 	NEW 	NEW 	NEW 
Code	**DS-2CD2642FWD-IS**	**DS-2CD2626G2-IZS**	**DS-2CD2646G2-IZS**	**IDS-2CD7A26G0/P-IZHS**	**IDS-2CD7A46G0/P-IZHS**
Description	4MP Infrared Varifocal Network Bullet Camera 2.8 - 12 mm motorised Varifocal lens Up to 30m IR Distance Audio I/O, AlarmI/O	2MP Infrared Varifocal Network Bullet Camera 2.8 - 12 mm motorised Varifocal lens Up to 60m IR Distance Audio I/O, AlarmI/O	4MP Infrared Varifocal Network Bullet Camera 2.8 - 12 mm motorised Varifocal lens Up to 60m IR Distance Audio I/O, AlarmI/O	2MP DeepinView Smart Network Bullet Camera 2.8 - 12 mm motorised Varifocal lens Smart Detection,Observation and Identification Up to 50m IR Distance Audio I/O, AlarmI/O	4MP DeepinView Smart Network Bullet Camera 2.8 - 12 mm motorised Varifocal lens Smart Detection, Observation and Identification, Up to 50m IR Distance Audio I/O, AlarmI/O

	Fixed Lens Dome Cameras			Mini Dome Cameras
Power Supply: 12VDC/POE 120dB WDR	NEW 	NEW 	NEW 	
Code	**DS-2CD2126G-I-2.8MM**	**DS-2CD2146G2H-ISU**	**DS-2CD2346G2-IU**	**DS-2CD2525FWD-IS**
Description	2MP Darkfighter Dome Infrared Network Camera 2.8 Fixed Lens Up To 30m IR Range -	4MP Infrared Dome Network Camera 2.8 Fixed Lens Up To 30m IR Range -	4MP Infrared Turret Network Camera 2.8 Fixed Lens Up To 30m IR Range -	2MP Infrared Mini Dome Network Camera 2.8mm fixed lens Up to 10m IR distance Audio I/O, Alarm I/O

	Varifocal Dome Cameras			
Power Supply: 12VDC/POE 120dB WDR	NEW 	NEW 	NEW 	NEW 
Code	**DS-2CD2742FWD-IS**	**DS-2CD2726G2-IZS**	**DS-2CD2746G2-IZS**	**IDS-2CD7126G0-IZS**
Description	4MP Infrared Varifocal Network Dome Camera 2.8 - 12 mm motorised Varifocal lens Up To 30m IR Range Audio I/O, AlarmI/O	2MP Infrared Varifocal Network Dome Camera 2.8 - 12 mm motorised Varifocal lens Up to 40m IR Distance Audio I/O, AlarmI/O	4MP Infrared Varifocal Network Dome Camera 2.8 - 12 mm motorised Varifocal lens Up to 40m IR Distance Audio I/O, AlarmI/O	2MP Infrared Varifocal Network Dome Camera 2.8 - 12 mm motorised Varifocal lens Up to 40m IR Distance Audio I/O, AlarmI/O

©ACDC Dynamics

SOLAR SECURITY CAMERAS

IP66 NEW



IP67 NEW



Code	DS-2XS2T41G0-ID/4G	DS-2XS2T47G0-LDH/4G
	4MP Solar Powered DIY Security	4MP Solar Powered Professional Camera
	Standalone with built-in Solar Panel & 10Ah Battery	Standalone with built-in Solar Panel & 23Ah Battery
	4mm Fixed Lens	4mm Fixed Lens
	Ethernet I 4G GSM Communication	Ethernet I 4G GSM Communication
	UP to 30m IR Distance	UP to 30m IR Distance

CAMERA ACCESSORIES

Camera Brackets









Code	DS-1275ZJ	DS-1602ZJ-COR	DS-1602ZJ-POLE	DS-1662ZJ
Description	Vertical pole mount bracket	Corner mount bracket	Vertical pole mount bracket	Pendant mount bracket
	Stainless Steel clamps	For PTZ Dome cameras	Hikvision White	For PTZ Dome cameras
	Aluminium mounting board	Hikvision White	Aluminium alloy and steel	Size: 116.5 x 500mm
		Aluminium alloy and steel		Aluminium alloy and steel

HIKVISION



Network Keyboard Controller

Code	DS-1100KI
Power Supply	12VDC
Consumption	≥ 15W
Size (mm)	435 x 193 x 110
Weight	2Kg
Audio	In: 1 x 3.5mm connector (2V P-P) Out: 1 ch, 3.5mm connector (Linear 560Ωι)
Communication	1 x 10/100M network Ethernet 1 x USB 2.0 (Data & software upgrade) 1 x RS232 1 x RS485

Features

- 172mm(7") TFT touch screen display at 800x480 resolution
- 4-axis joystick control
- Live / playback video on screen at up to 1080 resolution
- Compatible with NVR/DVR/DVS, Matrix, Network cameras
- Macro command operation
- Display of decoded video on monitor or video wall
- Shortcut keys for camera setting and pattern control, playback operation, input / output groups, wiper and light control
- 1 channel video for decoding local live view
- Capture and recording to local U-flash disk
- Support for 3 operators (each allowed 1280 devices)
- Support for configuration by WEB server
- Keyboard configuration tool
- Configuration and control of MVC system
- Control up to 255 analogue domes by RS485

HIKVISION



USB Keyboard Controller

Code	DS-1005KI
Power Supply	5VDC
Consumption	≥ 5W
Communication	USB
Size (mm)	167 x 1778 x 116

Features

- Power supply and communications byUSB port
- 3D PTZ control and 2 joystick buttons
- Up to 15 programmable buttons atre available
- Supports digital tube to display the input content
- Supports indicators to show operation status
- Supports various client software platforms for Window switching, PTZ control, Picture capture, RecordingSupports USB HID protocol
- Supports USB HID protocol
- Compatible with Windows XP/ 7 / 8

©ACDC Dynamics

NETWORK VIDEO RECORDERS

Digital Video Recorders

Code	DS-7104NI-Q1/4P	DS-7608NI-K2	DS-7608NI-K2/8P
Description	4 Channel Embedded NVR 4 POE network interface Up to 40Mbps incoming & 60 Mbps outgoing VGA Output up to 1920x1080p resolution HDMI output up to 4K resolution	8 Channel Embedded NVR Up to 8mp resolution recording VGA Output at up to 1920x1080p resolution HDMI output up to 4K resolution Up to 2 SATA interfaces	8 Channel Embedded Plug & play NVR. 8 Independent PoE network interfaces. 80Mbps record bandwidth. VGA output up to 1920x1080p resolution HDMI output up to 4K resolution

Digital Video Recorders

Code	DS-7616NI-K2	DS-7616NI-K2/16P	DS-7732NXI-I4/4S	DS-7732NXI-I4/16P/4S
Description	16 Channel Embedded NVR Up to 8MP resolution recording 160Mbps record bandwidth VGA output up to 1920x1080p resolution HDMI output up to 4K resolution	16 Channel Embedded NVR Up to 8MP resolution recording 160Mbps record bandwidth VGA output up to 1920x1080p resolution HDMI output up to 4K resolution 16 POE Network Interface	32 Channel 1.5U Acusense 4K NVR Incoming/Outgoing Bandwidth: 160/256Mbps 2x HDMI + 1 VGA Output Intelligent Analytics	32 Channel 1.5U Acusense 4K NVR 16 POE Network Interface Incoming Bandwidth: 256/200Mbps 2x HDMI + 1 VGA Output Human I Vehicle Analytics:4ch

WHILE STOCKS LAST

SUNELL IP NVR

SUNELL 3 Year Warranty

Code	SN-NVR/NSEP4	SN-NVR/NSEP8	SN-NVR/016NS
Recording	4Ch Up to 1080P	8Ch Up to 1080P	16Ch Up to 1080P
Playback	4ch 1080p/720p/D1	4ch 1080p/720p or 8ch D1	4ch 1080p/720p or 16ch D1
HDD	2	2	4
FPS	25	25	25
USB	4.5Mbps for 1080P	4.5Mbps for 1080P	4.5Mbps for 1080P
Power	DC12V, DC48V	AC110/220V, 47-63Hz	AC110/220V, 47-63Hz
Size (mm)	150 x 100 x 215	372 x 44.45 x 305	372 x 44.45 x 305

NEW



Wired IP Camera Kits

Code	Description
SN-KIT4/3ZDR	• NVR Kit 4ch 1080p • 4ch PoE • With 1x1TB HDD + 4x720p IR Dome cameras fixed lens (HDD incl.)
SN-KIT4/03AQZD	• NVR KIt 4ch 1080p • 4ch PoE • With 1x1TB HDD + 2x720p IR Bullet cameras fixed lens and 2x720p IR. Dome cameras fixed lens (HDD included)

©ACDC Dynamics



27

DIGITAL VIDEO SYSTEMS

Stay ahead with our cutting-edge Digital Video Systems. Offering high-resolution video capture, storage, and analysis, our systems are ideal for surveillance, security, and monitoring applications. With advanced features like remote access and intelligent analytics, our digital video solutions provide unparalleled clarity and control, enhancing situational awareness and security.

EDIMAX WIFI ROUTERS

WHILE STOCKS LAST

	Single Band Router	Dual Band WiFi Routers			Smart Plug Range Extender
					
Code	**AR7286WN**	**ED-EWAP1750**	**ED-EWAP1200**	**ED-CAP1200**	**ED-SP-1101W**
Function	Wall mount router	Wall mount PoE router	Wall mount PoE router	Ceiling mount router	WiFi Smart Switch
Frequency & Speed	2.4GHz / 300Mbps 1 x RJ45 Gigabit WAN port	2.4GHz / 450Mbps 5GHz / 1300Mbps	2.4GHz / 300Mbps 5GHz / 867Mbps	2.4GHz / 450Mbps 5GHz / 1300Mbps	150Mbps (over power lines) -
Ports	4 x RJ45 Gigabit LAN 1000Mbps	2 x Gigabit LAN ports	2 x Gigabit LAN ports	1 x Gigabit LAN port	-
Security	WPA / WPA2	WEP / WPA / WPA2	WEP / WPA / WPA2	WEP / WPA / WPA2	WEP / WPA / WPA3 / WPS
Standards	802.11b / g / n	802.11b / g / n / a / ac	802.11b / g / n / a / ac	802.11b / g / n	802.11a / b / g
Supply	230VAC/12VDC 0.5A adaptor	230VAC/12VDC 4A adaptor	230VAC/12VDC 2.5A adaptor	230VAC/12VDC 1A adaptor	In/Out 100-240VAC

NETGEAR WIFI MODEMS/ROUTERS

WHILE STOCKS LAST

	WiFi ADSL2+	AC1900 WiFi VDSL/ADSL	AC2600 WiFi VDSL/ADSL
• WiFi Protected Access® (WPA/WPA2-PSK) • Double firewall protection (SPI & NAT) • Denial-of-service (DoS) attack prevention • Actual throughput & Coverage is site/ network dependant			
Code	**D6000**	**D7000**	**D7800**
Description	• AC750 Simultaneous Dual Band WiFi - IEEE® 802.11 b/g/n 2.4GHz (300Mbps*) - IEEE® 802.11 a/n/ac 5GHz (450Mbps*) • High-speed ADSL2+ modem built-in • WiFi Boost with high powered radio amplifiers • Four (4) 10/100/1000 Mbps Gigabit Ethernet ports • One (1) DSL port • One (1) USB 2.0 port	• AC1900 Simultaneous Dual Band WiFi - IEEE® 802.11 b/g/n 2.4GHz +256 QAM support (600Mbps*) - IEEE® 802.11 a/n/ac 5.0GHz (1300Mbps*) • High-speed VDSL2/ADSL2+ modem built-in • Memory: 128MB flash & 256MB RAM • Four (4) 10/100/1000 Mbps—(4 LAN) Gigabit Ethernet ports • Two (2) USB ports • One (1) VDSL/ADSL port	• AC2600 Simultaneous Dual Band WiFi - IEEE® 802.11 b/g/n 2.4GHz +256 QAM support (800Mbps*) - IEEE® 802.11 a/n/ac 5.0GHz (1733Mbps*) • High-speed VDSL2/ADSL2+ modem built-in • Five (5) 10/100/1000 Mbps—(1 WAN & 4 LAN) Gigabit Ethernet ports • One (1) eSATA port • Two (2) USB 3.0 ports • One (1) VDSL/ADSL port
	AC1200 Dual Band WiFi Router	**AC1900 Smart WiFi Router**	**AC3200 Tri-Band WiFi Router**
			
Code	**R6120**	**R7000**	**R8000**
Description	• AC1200 Simultaneous Dual Band WiFi - IEEE® 802.11 b/g/n 2.4 GHz (300Mbps) - IEEE® 802.11 a/n/ac 5.0 GHz (900Mbps) • Five (5) 10/100 (1 WAN and 4 LAN) Fast Ethernet ports • One (1) USB 2.0 port	• AC1900 Simultaneous Dual Band WiFi - IEEE® 802.11 b/g/n 2.4GHz + 256 QAM support (600Mbps) - IEEE® 802.11 a/n/ac 5.0GHz (1300Mbps) • Memory: 128MB flash & 256MB RAM • Five (5) 10/100/1000Mbps – 1 WAN & 4 LAN Gigabit Ethernet ports • Two (2) USB ports—1 USB 3.0 & 1 USB 2.0 port	• AC3200 Simultaneous Tri Band WiFi - IEEE® 802.11 b/g/n 2.4GHz-256QAM support (600Mbps) - IEEE® 802.11 a/n/ac 5.0 GHz (1300Mbps x 2) • Memory: 128MB Flash & 256MB RAM • Five (5) 10/100/1000 Mbps Gigabit Ethernet ports -1 WAN & 4 LAN • Two (2) USB ports : 1 USB 3.0 & 1 USB 2.0 port

©ACDC Dynamics

TV BRACKETS

	Ceiling Mount TV Bracket Vesa		TV Bracket Vesa	
				
Code	**DF2655**	**DF3270**	**JSD-B27**	**JSD-B42**
TV Size	26-55”	32-70”	14-42”	26-55”
Size & Weight	400 x 400mm 45kg	600 x 400mm 50kg	75 x 75 - 200 x 200mm 20kg	75 x 75 - 400 x 400mm 35kg

	Ceiling Mount Vesa	Articulated TV Bracket Vesa		
				
Code	**JSD-B62**	**JSD-F201**	**JSD-F401**	**JSD-F602**
TV Size	40-65”	14-42”	26-55”	32-70”
Size & Weight	200 x 200 - 600 x 400mm 45kg	200 x 200mm 45kg	400 x 400mm 50kg	600 x 400mm 50kg

	Tiltable TV Bracket Vesa			Decoder Shelf
				
Code	**JSD-T27**	**JSD-T42**	**JSD-T62**	**SM-A**
TV Size	14-42”	26-55”	40-65”	-
Size & Weight	75 x 75 - 200 x 200mm 20kg	75 x 75 - 400 x 400mm 40kg	200 x 200 - 600 x 400mm 45kg	300 x 220 x 51mm 10kg

DSTV ACCESSORIES

	Power Supply Units			TV Link
			NEW 	
Code	**M-EXPLOPS**	**M-2PPS**	**RMPS4137**	**M-TV LINK**
Description	For DSTV Explora	For 2P Decoder	For 1131|1132|4136|4137	TV Link

	Remote Control Units		Smart LNB	Smart Switch
				
Code	**M-B5RCU**	**M-MCADRC**	**LMX501**	**M-SW241Z**
Description	DSD4136 B5	A4 (Beyond Platinum)	30 User Bands 1 x 3 Out	24 User Bands 4 x 4 Out

©ACDC Dynamics

HDMI & VGA SWITCHES / CONVERTERS / EXTENDERS

	HDMI Switch	HDMI Switch	VGA Switch	VGA Matrix
				
Code	**EKL-41HK-4**	**EKL-51H**	**EKL-414R**	**EKL-V404**
Input	4 x HDMI Video, 4 x USB	5 x HDMI	4 x VGA	4 x VGA
Output	HDMI, USB	1 x HDMI	4 x VGA	4 x VGA
Resolution	1920 x 1440 or 1080P	1080P	VGA, SVGA, XGA, SXGA, WXGA	VGA, SVGA, XGA, SXGA, WXGA
Remote	Yes	Yes	Yes	Yes
Bandwidth	2.55GHz	25 - 255MHz	250MHz	600MHz
Comms	USB, Keyboard, Mouse	-	-	RS232
Power	9VDC	5VDC	9VDC	230VAC

Note: Signal Cables and Power Supplies not included with Units.

	HDMI Signal Splitter	HDMI to AV		USB Extender
				
Code	**EKL-HS102**	**EKL-HAV**	**EKL-MINIHAV**	**EKL-UE**
Input	1 x HDMI	1 x HDMI	1 x HDMI	USB
Output	2 x HDMI	AV Composite, S-Video	AV Composite	USB
Resolution	1080P	480i/p / 720i/p / 1080i/p	480i/p / 720i/p / 1080i/p	Range 60m (Cat5E/6)
Bandwidth	25 - 225MHz	25 - 225MHz	25 - 225MHz	-
Power	5 - 12VDC	5 - 12VDC	5VDC (USB)	USB

Note: Signal Cables and Power Supplies not included with Units.

	S-Video/AV to HDMI	VGA to HDMI	VGA/YPbPr to HDMI	VGA Extender	
					
Code	**EKL-AVH**	**EKL-VH**	**EKL-VYH**	**EKL-VE200**	**EKL-VE300**
Input	1xS-Video+1xAV Composite	1xVGA+2xPhono (audio)	1xVGA+1xYPbPr+Audio	200m	300m
Output	1 x HDMI	1 x HDMI	1 x HDMI	VGA,SVGA,XGA,SXGA,WXGA,UXGA	
Resolution	1080P	1080P	1080P	Transmitted Video 150MHz	
Power	5VDC	5VDC	5VDC	9VDC	

Note: Signal Cables and Power Supplies not included with Units.

	HDMI Extender	HDMI Extender	HDMI Extender	HDMI to AV	VGA Cables
					Male/Male 
Code	**EKL-HE60**	**EKL-HE150**	**WE50**	**EKL-VE100**	**VM2VM-1.5**
Range	60m	150m	50m	100m	1.5m
Resolution	Max 1080P	Max 1080P	Max 1080P	VGA, SVGA, XGA,UXGA	
Bandwidth	25 - 255MHz	25 - 255MHz	>2.25GHz	Transmitted Video 350MHz	**VM2VM-5**
Remote	-	Infra-Red 38KHz	IR Pass Through	-	5m
Power	5 - 12VDC	5 - 12VDC	5VDC	5VDC	

Note: Signal Cables and Power Supplies not included with Units.

©ACDC Dynamics

DIY RETAIL BLISTER RANGE

HDMI Cables

	Blister 	Blister 	Blister 	Blister 
Code	**JC5001-***	**JC5004-***	**JC5007-***	**JC5009-***
Description	High Speed HDMI / HDMI with Mesh *Add length (m) to code: **1.5**, **3**, **15**	HDMI / HDMI Rotating 360° *Add length (m) to code: **1.5**, **3**	HDMI Straight Plug to Plug 90° *Add length (m) to code: **1.5**, **3**	HDMI / HDMI High Speed *Add length (m) to code: **1.5**, **3**

HDMI Adaptors

Toslink Audio Lead

	Blister 	Blister 	Blister 	Blister 
Code	**JC5046**	**JC5047**	**JC5052**	**JC11001-1.5**
Description	HDMI Female To Female 270°	Male to Male	Female to Micro Male	Optical Plug / Plug 1.5m

RCA Video Cable

RCA Audio/Video Cables

	Blister 	Blister 	Blister 	Blister 
Code	**JC6001-***	**JC6002-***	**JC6003-***	**JC6024-***
Description	1 x RCA / 1 x RCA Gold Plated Contacts	3 x RCA / 3 x RCA	3 x RCA / 3 x RCA Gold Plated Contacts	3.5mm Jack to 3 x RCA

*Add length (m) to code: **1.5**, **3**

Audio Cables

	Blister 	Blister 	Blister 	Blister 
Code	**JC6016-***	**JC6030-***	**JC6033-***	**JC6034-***
Description	3.5mm Plug to 2 x RCA	2 x RCA / 2 x RCA *Add length (m) to code: **1.5**, **3**, **5**	3.5mm Audio Jack / Jack Gold Plated Contacts *Add length (m) to code: **1.5**, **3**	3.5mm Audio Jack to 2 x RCA Audio plugs, Gold Plated Contacts *Add length (m) to code: **1.5**, **3**

USB Cable

USB Extension

USB 2.0 Adaptor

Twin Speaker Cable

	Blister 	Blister 	Blister 		
Code	**JC8001-1.5**	**JC8013-1**	**JC8018**	**JC9009-***	**JC9013-***
Description	USB 3.0 Cable 1.5m	Male to Micro 1m	Male to Male	2 x 1.5mm	2 x 2.5mm
				Add length (m) to code: **10**, **20**	

TV Leads 75Ω - IEC Connectors

Length	Code Male to Male	Code Male to Female	Code Female to Female
3m	TVC8071MM-3M	TVC8071MF-3M	TVC8071FF-3M
5m	TVC8071MM-5M	TVC8071MF-5M	TVC8071FF-5M
10m	TVC8071MM-10M	TVC8071MF-10M	TVC8071FF-10M



IEC TV Extension

IEC to F-Type Cable

F Type Cable

		
TV5154	**JC2006-***	**JC2024-1.5**
1 Socket out 10m Length on Reel	Male / F-Type Male *Add length (m) to code: **1.5**, **3**	Male / Male 1.5m

©ACDC Dynamics

75Ω COAXIAL CABLES

Co-axial Cables for Commercial Installations


214104


210603


212703


214901


213001


212502


215502


CX-RG6-60

Note: All cable sold in full drums

Drum Code	Type	Inner Conductor Ø	Inner Conductor Material	Outer Sheath Ø	Outer Sheath Material	Colour	Petro Jelly Injected	Reel Size	Attenuation Max. @ 1750Mhz/100m
CX-RG6-60	RG6U	1.02mm	CCS/AL	6.9mm	PVC	White	Yes	100m	0,27dBuV
CX-RG6 50M	RG6U	1.02mm	CCS/AL	6.9mm	PVC	White	Yes	100m	0,27dBuV
CX-RG6-60-DUAL	RG6U	1.02mm	CCS/AL	6.9mm	PVC	White	Yes	250m	0,27dBuV
212703	RG6U	1.13mm	CCS/AL	6.7mm	PVC	White	No	250m	0,32dBuV
210603	MICRO	0.80mm	CU/TLLAM	5mm	PVC	White	No	100m	0,34dBuV
214104	RG6U	1.13mm	CU/CU	6.6mm	PVC	White	No	250m	0,25dBuV
212502	RG6U	1.13mm	CU/AL	6.6mm	PE	Black	No	250m	0,25dBuV
215502	RG6U	1.13mm	CU/CU	6.6mm	PE	Black	No	250m	0,25dBuV
214901	RG11U	1.63mm	CU/CU	10.1mm	PE	Black	Yes	250m	0,18dBuV

Dual Domestic Coaxial Cable

Shrink wrapped cut lengths



Code	JC1001B-*
RG6U Twin White (PVC) *Add length (m) to code: **20**, **30**, **50**	

CABELCON CONNECTORS

	Coaxial Cable Compression Connectors				Self-Install Connector
					
Code	**F-59-CX3-HP-3.7**	**F-56-CX3-7.0-QM**	**F-SC-59-CX3-5.1**	**FM-RG11-CX3-7.5**	**F-56-5.1-SI**
Description	F-Type Compression Connectors for Micro Ø5mm Coax Cable	Quick mount F-Type compression connector for RG6U coax cable	Spring connect F-type compression connector for RG6U coax cable	F-Type Compression Connectors for RG11U Coax Cable	Self install F-Type connector for RG6U coax cable. No Compression tool required

	IEC Compression Connectors		Connector	Grounding Block	Spanner/Cable Stripper
					
Code	**99909486**	**99909496**	**F-81-HQ-M/M**	**F-81-DGB**	**98501040**
Description	Male IEC compression connector for RG6U coax cable	Female IEC compression connector for RG6U coax cable	F-Type Barrel Connector	Dual Earth Grounding Block F-Type	W/HEX 11mm Spanner with Cable Stripper for use with Cablecon Connectors

CO-AXIAL CABLE STRIPPERS

WEICON®


STRIP-1F-PLUS



One working operation. Connector specific inserts.


Gripping jaws for easy cable insertion.


Integrated wrench for easy mounting of connectors.

Single Step Co-axial Cable Stripper

Code	STRIP-1F-PLUS
Description	Double cut cable stripper for RG58, RG59 and RG6 cables. c/w Red insert for F-Connectors

Accessories

Code	Description
STRIP-1F-S	Red insert, 6/4mm for screw on connectors
STRIP-1F-C	Yellow insert, 6.5/6.5mm for compression connectors

©ACDC Dynamics

GENERAL ACCESSORIES

	F Connector	90° Elbow IEC Connector		90° PRO Easy Elbow IEC Connector
Televes	DIY Blister 			
Code	4306	4130	4131	413301
Description	With Weatherproof Boot	IEC Ø9.5mm Male	IEC Ø9.5mm Female	IEC Ø9.5mm Female

	Retail Pack - 90° Elbow IEC Connectors			Terminal Load
Televes	DIY Blister 	DIY Blister 	DIY Blister 	
Code	437401	437501	437601	4058
Description	1 x Male for Coaxial Cable	1 x Female for Coaxial Cable	1 x Pair Male/Female for Coaxial Cable	F-Type 75Ω without DC Block, Screw on

	DC Block	Connector Threaded	Twisted Connector	RG11 Connector
Televes				
Code	4071	4171	4127	9349
Description	F-Type Screw on	F-Type with O-Ring for RG6U Cable, Screw on	F-Type with O-Ring for Micro Cable, Screw on	F-Type for RG11 Cable Screw on

DOMESTIC ACCESSORIES

	IEC Ø9.5mm Coaxial TV Plug - 2 per Blister Pack				Coaxial Adaptors IEC Ø9.5mm			F-Type Connector	
		 Plastic Plastic Metal Metal			2 per Blister Pack 			2 per Blister Pack Twist-On Type 	
Code	TVA5001	TVA5002	TVA5003	TVA5004	TVA0085	TVA0086	TVA0087	TVA0008	TVA59551
Type	Male Plug	Female Plug	Male Plug	Female Plug	Male to Female	Male to Male	Female to Female	For RG59/6 Coaxial Cable	F Jack to F Jack

	IEC Ø9.5mm Splitters		Coaxial In-line Connector		IEC Ø9.5mm Jack Boxes		IEC Ø9.5mm 2 Way TV Splitter		TV Splitter for 75Ω Coax	
			2 per Blister Pack 							
Code	TVA5065	TVA5066	TVA5057	TVA5058	TVA5080	TVA5081	TVA58553	TVA58554	TVA5012	TVA5014
Type	Male to 2 x Female	Female to 2 x Male	Clamp	Screw	Female	2 x Female	Female to 2 x Male	Male to 2 x Female	2 Way Splitter	4 Way Splitter


Transmitter


Receiver

Infra Red Remote Extender

Code	MT-EA01

Extend the range of your remote control to another room
- Telescopic antenna
- Frequency band 2.4GHz
- Range: 85m in line of sight

©ACDC Dynamics

OUTLETS





RF Outlets for 3 x 3 Boxes

Code	Tap Losses (dB)									
	Band	Return	FM	VHF	UHF	IF SAT		MATV	SAT	DC Pass
	MHz	5 - 65	87.5-108	125-470	470-862	950-2150	2150-2400	–	–	(350mA)
524605	TV	< 8dB	4.5dB			> 9dB		–	–	–
	FM	< 8dB	4.5dB			> 9dB		–	–	–
	SAT	< 8dB	4dB> 6dB			5dB 1.5dB		–	–	SAT to In
5229	TV/FM	4dB				5dB	–	–	–	Out to In
	SAT	8.5dB				9dB	–	–	–	Out to In
5228	TV/FM	7.5dB				10dB	–	3.5dB	5dB	In to Out
	SAT	13dB				13.5dB	–	3.5dB	5dB	Out to In
5227	TV/FM	13dB				14dB	–	1.2dB	2dB	In to Out
	SAT	20dB					–	1.2dB	2dB	Out to In

TELEVISION ACCESSORIES

	Audio/Video Transmitters/ Receivers	Current Injector	Outlet Face Plates (3 x 3)	
	 DIY			
Code	7167	7450	544302	5442
Description	5.8GHz 8 Channel with IR Feedback	Max. Input: 24VDC/1A 10 - 2150MHz Return Losses ≥ 10dB	Face plate for TV-R-SAT outlet	Back box for surface mount outlet

	Indicator	Patch Cable	Coaxial Cable	LNB	
	DIY 		DIY Blister 	DIY Blister 	DIY Blister 
Code	7301	422601	4389	4332	4365
Description	Satellite Signal Strength Indicator	T.0X-T12/T05/T03/ or T12/T05/T03-T.0X	1.5m White Male - Female	Twin H / V - H / V HD Compatible	Universal H / V HD Compatible

ACCESS POINTS

WHILE STOCKS LAST

Wireless Access Points

- Secure SSH • Secure Socket Layer (SSL)
- Repeater
- Bridge point-to-point/multi-point
- Simultaneous bridge & wireless client association
- Separate bridge and access point

Code	Insight Managed Smart Cloud	ProSAFE® Business 2 x 2 Dual Band
		
Code	WAC505	WAC720
Frequency	2.4GHz and 5GHz	2.4GHz and 5GHz
Wireless Mode (Transmit x Receive)	802.11ac (2x2)	802.11ac (2x2)
Maximum Theoretical Throughput	1.2Gbps	1.2Gbps
Maximum Throughput (2.4/5GHz)	300/867Mbps (2.4/5GHz)	300/867Mbps (2.4/5GHz)
Power over Ethernet (PoE) IEEE 802.3af	Yes	Yes
Centralized Management	Insight App, Standalone	Quad Mode Management*
SNMP	v1, v2c	v1, v2c
Router Mode	No	No
Antenna	Internal 3/4dBi (2.4/5GHz)	Internal 5/6dBi (2.4/5GHz)*

* (Standalone, Ensemble™, Controller, and Business Central)

* Three (3) External reverse SMA connectors for 2.4/5GHz antennas

©ACDC Dynamics

TELEVISION ACCESSORIES

LNB Down Converters










Code	747701	747802	761001	2353	235310
Type	Quattro	Twin	Quad	Optical (x32)	Optical (x64)
Input Bandwidth	10.7 - 12.76GHz	10.7 - 12.77GHz	10.7 - 12.78GHz	10.7 - 12.80GHz	10.7 - 12.80GHz
Output Bandwidth	950 - 1950MHz Low Band / 1100 - 2150MHz High Band			950 - 5450	950 - 5450
Wave Length	–	–	–	1310nm	1310nm
Feed Type	Offset	Offset	Offset	Prime Focus	Prime Focus
Gain	57dB	57dB	58dB	72dB	72dB
Noise	0.3dB	0.3dB	0.3dB	–	–
Local Oscillator	9.75GHz (0KHz - Low Band / 10.6GHz (22KHz - High Band)			9.75GHz Vert / 7.3GHz Hor	
Connector	F Type	F Type	F Type	FC/PC	FC/PC
Power Supply	12 - 20VDC	12 - 20VDC	12 - 20VDC	12VDC	10-20VDC
Max Consumed	190mA	170mA	180mA	<250mA	<160mA

TV Antennas





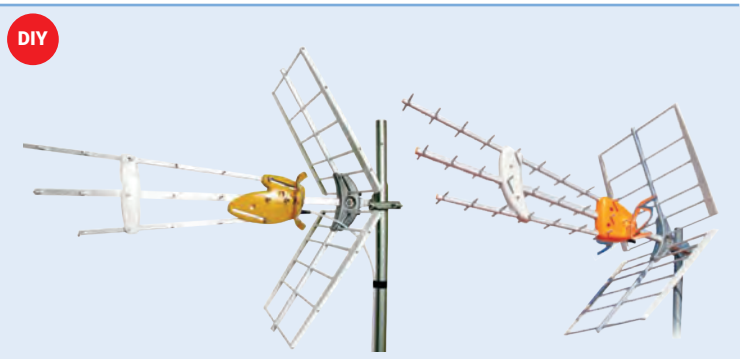

Code	1201	1083	Code	149901	149501
Band	FM	UHF	BOSStech switch	Off / On	On
Gain	1dB	14dB	Power	0 / 12-24VDC	12 - 24VDC
F/B ratio	0dB	20dB	Channels	21 - 60 (470-790MHz)	21 - 69 (470-862MHz)
Length	500mm	805 x 560mm	Gain	17dB	29dB
Wind Speed	130Km/h	130Km/h	Output level	Auto	Auto
			Noise	2dB	2dB
			Beam Width	30°	30°
			Length	1112mm	1112mm
			Wind speed	130Km/h	120Km/h

Satellite Dishes



790240



790241

Code		790240	790241
Features	Colour	Orange	White
	Size (W x H)	750 x 850mm	
	Gain	38.5dB	
	Frequency	10.7 - 12.75GHz	
	Beam Width (-3dB)	2.3°	
	F / D Ratio	0.6	
	Elevation Angle	10 - 80°	
	Weight	11kg	
	Wind Load (130Km/h)(N)	719.4130(Km/h)(N)	

Plug-In Attenuator



Male F connector
Chassis made from
Zamak

Code	4005
Frequency	5 - 2200MHz
Attenuation	0 - 20dB
Connectors	F-Male
Size (W x H x D)	63 x 33 x 22mm

©ACDC Dynamics

TELEVISION ACCESSORIES

DIY



Blister

Breakthrough technology “USOS” (User Selectable Output Signal) for a range of amplifiers with outstanding design with very low noise figure.

- Ch60/Ch69 switch to activate LTE filter
- On/Off switch to activate DC bypass

Amplifier / PSU

Code	4388			
Features	3 In / 1Out + PSU (Blister Pack)			
Input	UHF / BIII		BI / FM	SAT
Frequency	470-862MHz	174-254MHz	47-108MHz	950-2150MHz
Gain	0 - 15dB	0 - 12dB	–	–
Noise	1.5dB	1.5dB	–	–
Max Amp Thro I/P	40mA	40mA	–	300mA
Power Supply	12 - 24VDC			
Power Consumption	45mA			
IP Rating	IP20			
PSU Supply / Output	196 - 264VAC / 12VDC			
Size (W x H x D)	Amp: 88 x 79 x 42mm / PSU: 88 x 65 x 26mm			

Domestic Amplifiers

DIY

Wide range of domestic amplifiers for MATV applications, featuring high output level and low power consumption.



Blister

- Low noise
- Adjustable gain
- Up to 5 outputs

Code	5522	5523
Features	1In/2 Out+TV	1In/4 Out+TV
Frequency	47 - 862MHz	
Gain Outputs	20dB	16dB
TV Output	12dB	11dB
Gain Adjustment	12dB	12dB
Noise	5dB	5dB
Power on Inputs	–	–
Max Through Current	–	–
Power Consumption	2W	
Mains Voltage	230VAC	
IP Rating	IP20	
Size (W x H x D)	145 x 45 x 35mm	

Line Amplifier

Amplifier supply is fed through the coaxial cable from the receiver or using a power injector.



Code	7485	
Features	Line Amplifier	
Input	MATV	SAT
Output	MATV+SAT	
Frequency	47 - 862MHz	950 - 2150MHz
No. Of Inputs	1	
Gain	-2.5dB	20dB
Output Level	–	112.5dBµV
Consumption	60mA	
DC Bypass	500 (SAL~ENT)	
Size (WxHxD)	100 x 65 x 27mm	

Amplifiers



Code	5338	533501			
Features	MATV 1In / 1Out	SMATV 1In / 1 Out / Return Path			
Input	MATV	(5 - 30MHz) / MATV / SAT			
Output/	MATV	Forward		Return	
Transmission Path		Passive	Active	MATV	IF SAT
Frequency	47 - 862MHz	5 - 60MHz	5 - 65MHz	47-862MHz	950 - 2150MHz
Gain Hi / Lo	41 / 53dB	-4dB	20dB	40 - 53dB	42dB
Gain Adjustment	0 - 18	–	0 - 20dB	0 - 18dB	–
I/P Equaliser	0 - 18dB	–	–	0 - 18dB	0 - 12dB
Noise	10dB	–	10dB	10dB	13dB
Power On I/P	9VDC	–	–	–	–
Max Amp On I/P	700mA	–	–	–	–
Power Consumption	11W	11W			
Mains Voltage	196 - 264VAC	196 - 264VAC			
IP Rating	IP20	IP20			
Size (W x H x D)	264 x 142 x 50mm	264 x 142 x 50mm			

High performance amplifiers, offering funcionality and power, designed to have direct access to all configuration parameters of the equipment

- Push-Pull and Power-Doubling technology amplifiers
- Gain switch High / Low
- High efficiency power supply
- Optimised for reduced noise levels
- Up to 129dbµV in VHF / UHF band
- LED signaling RF presence
- Configurable with 2 outputs

©ACDC Dynamics

R.F. AMPLIFIERS



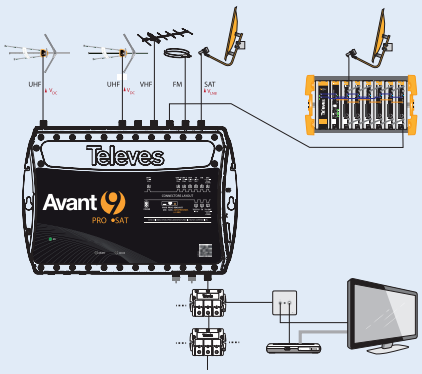

Avant9 Pro IP20 - (FM-VHF-MATV-UHF-UHF-UHF)

Code	532021				
Description	Programmable Headend Amplifier				
Type	6 In / 1 Out				
Inputs	UHF1, 2, 3	BIII / DAB	VHF/UHF	FM	FI SAT
Frequency	470-790MHz	174-260MHz	120-862MHz	87-108MHz	50-2150MHz
Gain	51dB	45dB	36 / 37dB	30dB	45dB
No. of Channels	0-7	–	–	–	–
Slope Adjustment	0 - 5dB	–	–	–	0 - 15dB
Optimal Input Level	60-105dBµV	63-88dBµV	72/74dBµV	71-96dBµV	65-95dBµV
Gain Regulation	0 - 20dB	0-25dB / Off	–	0-25dB / Off	0-30dB
Manual Regulation	±5dB	±5dB	–	±5dB	–
Output Level	118dBµV	118dBµV	118dBµV	118dBµV	–
Noise	10dB	10dB	–	10dB	9dB
Rejection	>30 (±16MHz)	>20 (470MHz)	–	>20 (±20MHz)	>40 (87-862MHz)
Power on Inputs	12VDC	–	–	–	13/17(22/0kHz)
Max Current Input	50mA (Auto)	–	–	–	400(remote) / 200(local)
Maximum Power	18,3W (ref.532031) / 11,4W (ref.532021) / 17,4W (ref.532011) / 10,4W (ref.532001)				
Max. Operating Temp.	45°C				
Test Output	-20dB				
Power Supply	196 - 264VAC / 50 - 60Hz				
Size (W x H x D)	273 x 203 x 57mm				
Weight	1620kg				



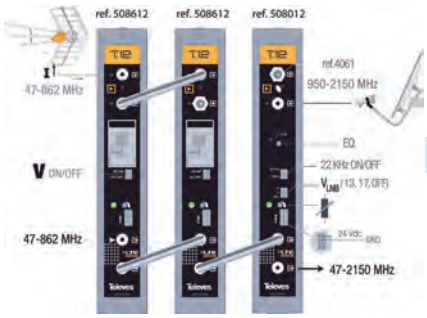

T12 Series Channel Amplifier

Code	508612 25	508612 35	508612 45	508612 55
Preset Channel	25	35	45	55
Can be Retuned	21-24/26-30	31-34/36-40	41-44/46-50	51-54/56-60
Frequency	470 - 865MHz			
Bandwidth	8MHz			
Gain	50dB			
Adjustable Gain	30dB			
Equalisation	–			
Vout A	125 - 111dBµV			
Vout D	118 - 111dBµV			
I Max	100mA			
Supply	24VDC			
Amplitude Clipper	3dB			

Highly reliable high performance channel amplifiers with improved screening efficiency.

- Line power switch allowing the powering of pre-amplifiers
- Gain Adjustment
- All accessories included (RF Links, Power leads etc)
- Compatable with previous versions
- Amplifiers are set to centre preset channel but can be retuned as indicated.



T12 Series Power Supply

Code	549812
Mains Voltage	195 - 264VAC
Output Voltage	24VDC
Max O/P Amps	2.5A
Max O/P Watts	60W
Consumption Watts	70W
IP Rating	IP20
Size (W x H x D)	70 x 198 x 92mm

- Switch Mode power supply for T12 series devices
- Up to 24 amplifiers can be powered by a single unit.



5673



5301



507202



T5069

T12 Series Accessories

Code	Description
5301	Subrack 5U high for 19" rack applications
507202	Lockable cabinet 498mm (PSU +10 x T12) Size (wxhxd) 610 x 295 x 235mm DIN rail mounting
T5069	Lockable cabinet 648mm (PSU +14 x T12) Size (wxhxd) 760 x 295 x 235mm DIN rail mounting
5673	Blanking Plate T.OX Size: 50mm x 5U

©ACDC Dynamics

RF AMPLIFIERS



Outdoor Amplifier & Power supply

Code	4513	
Features	CATV	
Transmission Path	Return	Forward
Frequency	5 - 65MHz	87.5 - 862MHz
Gain Hi / Lo	12dB	36dB
Gain Adjustment	0 - 20dB	0 - 20dB
I/P Equaliser	—	0 - 20dB
Noise	—	8dB
Power Supply	40 - 60VAC	
Max Through Current	5A	
Power Consumption	15W	
Mains Voltage	—	
IP Rating	IP67	
Size (W x H x D)	278 x 207 x 100mm	

Code	5456
Features	Outdoor Power Supply
Frequency	5 - 862MHz
Output Volts	57VAC
Max Current	5A
Power Consumption	375W
IP Rating	IP67
Mains Voltage	195 - 264VAC
Size (W x H x D)	278 x 207 x 100mm

Amplifier for outdoor CATV applications.
The devices have to be powered through the co-axial line
- Weatherproof aluminium housing
- Line powered input / output
- Pre-emphasis, attenuation, gain in forward and return path
- 5/8 Connectors

RF SPLITTERS & TAPS

Splitters (5 - 1000MHz Indoor)



Code	No. Of Outputs	Loss (dB) I/P to O/P	Rejection Between Outputs
4532	3	6	> 30
4534	6	10	> 28
4533	8	11	> 28

Splitters (5 - 2400MHz Indoor)



Code	No. Of Outputs	Loss (dB) I/P to O/P		Rejection Between Outputs
		MATV	IF SAT	
5150	2	4	5	> 20
5151	3	7	9	> 20
5152	4	7.5	10	> 20
7441	6	12	16	> 17

Splitters - (5 - 2400MHz Indoor) DC 1 Amp 2 Way Pass



Code	No. Of Outputs	Loss (dB) I/P to O/P		Rejection Between Outputs
5155	2	4	5	> 20
5156	4	7.5	10	> 20



4560



4571

SCATV Taps with F Connector (5 - 1000MHz Indoor)

Code	No. Of Outputs	Loss (dB) I/P to O/P	Tap Loss (dB) I/P to O/P
4515	1	≤ 2.6	6
4516	1	≤ 2.4	8
4517	1	≤ 1.5	11
4518	1	≤ 1.5	14
4519	1	≤ 1.3	17
4560	2	—	≤ 4.5
4563	2	≤ 2	14
4564	2	≤ 1.5	17
4565	2	≤ 1	20
4566	2	≤ 1	23

Code	No. Of Outputs	Loss (dB) I/P to O/P	Tap Loss (dB) I/P to O/P
4573	4	≤ 2.5	14
4574	4	≤ 2	17
4575	4	≤ 1	20
4576	4	≤ 0.5	23
4578	8	—	12
4579	8	—	14
4580	8	≤ 3.5	17
4581	8	≤ 2	20



5130



5146

SMATV Taps with F Connector (5 - 2400MHz Indoor)

Code	No. Of Outputs	Loss (dB) I/P to O/P		Tap Loss (dB) I/P to O/P		Rejection (dB) Tap to Tap MATV/FI
		MATV	IF SAT	MATV	IF SAT	
5130	2	2.5	2.6	12	12	> 30
5131	2	1.2	2	15	15	> 30
5132	2	1.5	1.5	18	19	> 30
5133	2	1	1.5	23	23	> 30
514110	4	4.5	5	12	12	> 25
5142	4	2.3	3.4	16	16	> 25
5143	4	1.5	2.5	19	20	> 20
5144	4	1	2	24	24	> 20
5135	6	3.3	5	18	18	> 20
5136	6	2	4	20	20	> 20
5137	6	1.5	2.5	24	24	> 20

©ACDC Dynamics

SAT/RF SWITCHES



714501



714503



714601



714609


732190

Code	732190
Supply Volts	196 - 264VAC
Output Volts	12VDC
Max Amps	1.6A
Weight	400g
Size (W x H x D)	140 x 383 x 30mm
IP Rating	IP20

Code		714503	714504	714505	714506	714509
Type		5 x 5 x 8	5 x 5 x 12	5 x 5 x 16	5 x 5 x 24	5 x 5
Frequency	SAT	950-2400MHz	950-2400MHz	950-2400MHz	950-2400MHz	950-2400MHz
	RF	47 - 862MHz	47 - 862MHz	47 - 862MHz	47 - 862MHz	47 - 862MHz
Output Level	SAT	105dBµV	105dBµV	105dBµV	105dBµV	110dBµV
	RF	92dBµV	92dBµV	92dBµV	95dBµV	110dBµV
Through	SAT	1.5 - 4dB	3 - 8dB	3 - 8dB	10 ± 5dB	–
Losses	RF	2dB	4dB	4dB	7 ± 3dB	–
Gain	SAT	–	–	–	–	25dB
	RF	–	–	–	–	27dB
	Regulation	–	–	–	–	10dB
	Slope	–	–	–	–	0 - 7dB
Tap Losses	SAT	1 / - / - / - dB	1 / 2 / - / - dB	1 / 2 / - / - dB	7dB	–

SAT/RF MULTISWITCHES



Code		714901	714902	714903	714904	714905
Type		5 x 5 x 5	5 x 5 x 5	5 x 5 x 5	5 x 5 x 5	5 x 5
Frequency	SAT	950 - 2400MHz	950 - 2400MHz	950 - 2400MHz	950 - 2400MHz	950 - 2400MHz
	RF	47 - 862MHz	47 - 862MHz	47 - 862MHz	47 - 862MHz	47 - 862MHz
Through Losses	SAT	1.5± 0.5dB	1.5± 0.5dB	1.5± 0.5dB	1.5± 0.5dB	4 ± 1dB
	RF	1.5± 0.5dB	1.5± 0.5dB	1.5± 0.5dB	1.5± 0.5dB	4 ± 1dB
Tap Losses	SAT	15 + 3dB	17 + 3dB	21 + 3dB	26 + 3dB	–
1-8/9-16/17-24/25-32	RF	12 ± 1dB	15 ± 1dB	20 ± 1dB	25 ± 1dB	–
Isolation		> 25				
DC Pass		In-Out / Out-In				
Consumption	PSU	40mA	40mA	40mA	85mA	105mA
	SAT	40mA	40mA	40mA	40mA	40mA
Weight	STB	365g	400g	400g	765g	800g
Size (W x H x D)		137 x 120 x 30mm			137 x 253 x 30mm	
IP Rating		IP20				

NEVOSWITCH dCSS SATELLITE MULTISWITCH



Technical Specifications

Code	714121	714122
SAT IN		
Frequency Range	950-2150MHz	
Input Level	70-100dBµV	
Through losses	2dB	
Cross-polarity Isolation	>30	
DTT IN		
Frequency range	47-862MHz	
Input level	65-110dBµV (active: 70-95dBµV)	
Terr. trunk power	10-20V / 500mA	
Through losses	<2.5dB	
dCSS OUT		
No. of dCSS user outputs	2	4
Output modes	SCR I/II, Legacy	
dCSS channel bandwidth	46	
dCSS user bands	2 x 16	
dCSS standard	EN50494, EN50607, Sky UK	
Output level	84 ± 2dBµV	

©ACDC Dynamics

COMMERCIAL & HOSPITALITY NETWORKS

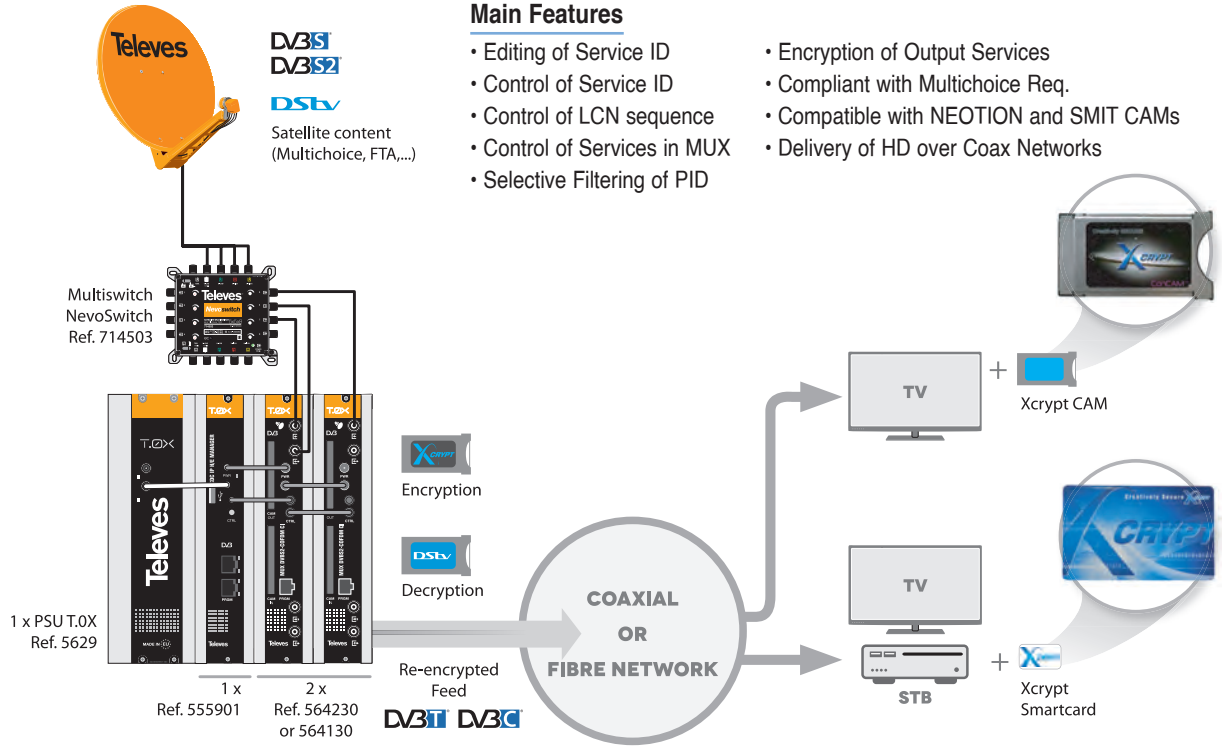

Main Features

- Editing of Service ID
- Control of Service ID
- Control of LCN sequence
- Control of Services in MUX
- Selective Filtering of PID
- Encryption of Output Services
- Compliant with Multichoice Req.
- Compatible with NEOTION and SMIT CAMs
- Delivery of HD over Coax Networks

SMATV TRANSMODULATORS T0X RANGE



Code	563301	564201	564230
Xrypt Encryption	No	No	Yes
No. Input Tuners	1	3	3
No. CI Slots	1	1	2
Output Modulation	DVB-T	DVB-T	DVB-T
No Services / Module	5 Max	5 Max	5 Max
Modulation DVB-S2	QPSK / 8PSK		
Modulation DVB-S	QPSK		
Symbol Rate DVB-S2	10 - 30MBaud		
Symbol Rate DVB-S	2 - 42.5MBaud		
Impedance	75 Ohm		
LNB Powering	13/17/OFF - 22khz (on/off) VDC		
CI CAMs Included	No		
In/Out Connectors	F- Type		

Note: For Mounting Frame order **5301** and Power Supply **5629**

XCRYPT RE-ENCRYPTION CAMS & STB

Code	XCONCAM-ADV	XCARD-ADV	XPROSTB-URC-T	XPROSTB-T	XSVRCAM-ADV
					
Description	Xcrypt Consumer CAM, Advanced Security	Xcrypt Consumer Smart Cards for XCONCAM and XPROSTB-URC-T (V2)	Xcrypt STB with DVB-C and DVB-T, Univ Remote, HDMI Cable Advanced Security	Xcrypt STB with DVB-C and DVB-T, Advanced Security (incl. Smart Card) (V1)	Xcrypt Server CAM, Incl. Headend CAS Smart Card, Advanced Security

©ACDC Dynamics

HEADEND T0X RANGE



Power Supply T0X

Code	5629
Mains Voltage	196 - 264VAC
Frequency	50/60Hz
Consumption	140W
IP Rating	IP20
Size (W x H x D)	75 x 216 x 175mm
Output Voltage	24VDC
Max Current	120W
Max Current/ Output	5A
Max Power	4A
Efficiency	> 85%

High power switched mode power supply. Flyback high efficiency type.
• 2 Outputs with LED indication of output voltage status
• Short circuit and Overload protected • Output voltage variation protection
• VDC Outputs • Status LED's • Mains socket (196 - 264VAC)



RF Headend Amplifier T0X

Code	5575
Frequency Range	47 - 862Mhz
Noise	11dB
Impedance	75 Ohm
Supply	24VDC
Consumption	450mA
IP Rating	IP20
Size	50 x 216 x 175mm
Output Level	120dBuV
Gain regulation	0 - 20dB
Return Losses	8dB
42CH Genelec	105dBuV

• High power amplifier for signals processed in a T.OX headend
• Low distortion of second and third order allowing high output voltage (typical values of 120dBμV)
• Test output • Power BUS • Gain Regulation • RF Input / Output



Twin Encoder IP / HDMI / AV to IP / COFDM 1 MUX T0X

Code	563852
Frequency Range	47 - 862Mhz
Max Output Level	115dBuV
Output Type	QAM/COFDM/IP
IP Input	2 Ports RJ45 Switch
HDMI (Video & Audio)	2 Ports
Video	2 x 3 RCA
Powering	24VDC
Consumption	20.4W
IP Rating	IP20

Device with two operation modes:
as an AV - IP / RF Encoder converting A/V signalsinto an IP stream and multiple RF signals (DVB-T or DVB-C), or as an AV/IP - RF Encoder converting A/V signals and IP streaming services into one multiple RF channel (DVB-T or DVB-C).



Optical Amplifier (1550nm) - 1 Output

Code	234220
Input Power	-3 to 10dBm
Input Connector	SC / APC
Output Power	20 ± 0.8dBm
Output Connector	SC / APC
Wavelength	1550nm
Powering	24VDC
Consumption	410mA (max)
IP Rating	IP20
Size (W x H x D)	75 x 216 x 175mm

Optical amplifier (EDFA) intended for use with the signal from an optical transmitter with a wavelength of 1550nm



Optical Receiver

Code	2335
Wavelength	1200 - 1600nm
Detected Bandwidth	1 - 3000MHz
Optical Power RX'ed	4 / 6dB
Optical Connector	SC / APC
Frequency Range	≥ 11MHz
Max O/P Level MATV	93/33 dBμV/dBmV
Max O/P Level SAT IF	90/30 dBμV/dBmV
Regulation Margin	0 - 18dB
Power Supply	12 - 24VDC
IP Rating	IP20
Size (W x H x D)	50 x 216 x 175mm

Receivers that deliver the original RF signal that has previously been converted by a fibre optic transmitter.

OPTICAL CONVERTERS & ENCLOSURES

	Optical Converter	FTTH Enclosures			
					
Code	237003	060-233	060-244C-QUAD	060-245C-DCSS	060-246-BASE
Description	Quattro Type	Optical Enclosure for Quad GTU	Optical Enclosure Cover for Quad GTU	Optical Enclosure Cover for DCSS GTU	Optical Enclosure Base, Unit for ONT + GTU

©ACDC Dynamics

GPON HEADENDS



Connections

1. -48VDC Power
2. 4 x 1/10 Gbe uplink port
3. 4 x 1Gbe uplink port
4. 8 x GPON ports
5. 2 x ETH management interface



769411
SFP Gbe

OLT512 Optical Line Terminal

Code	769401
Downstream / Upstream bit rate	2,488 / 1,244
AES Encryption	
ONT per PON (512 subscribers)	>64
Logical Range	60km
Maximun Differential Distance	20km
GPON redundancy	Type B
General	
Temperature conditions	5 to 45°C
Relative Humidity Range	95%
Power supply	-40.5 to -57.0VDC
Dimensions (WxHxD)	483 x 44,45 x 248mm



This device consists of an amplifier, a WDM, and a double power supply. Designed to mix the RF Overlay service with GPON and simultaneously power the OLT.
The optical amplifier amplifies a 1550 nm optical signal, with an output power of 20 dBm. Based on YEDFA (Erbium and ytterbium doped fiber) technology, it provides a high gain, a higher optical power, and a low noise factor.

High Power Optical Amplifier (EDFA) 1U 1550nm 8 Way

Code	769610
No of Ports	1 RF Overlay @ Optical IN, 8 GPON @ RF Overlay DATA, 8 (GPON + RF Overlay) @ Optical
Operating Wave Length	1310+_20 @ Upstream, 1490 +- 20 @ Downstream, 1548...1565 @ RF Overlay
Input RF Overlay	(- 10 ... +10)
Output RF Overlay	20 @ 1550nm
Uniformity	0,5
Noise Figure	5(pin= 0dB @ 1550nm)
Insertion Loss	Greater 1
Optical Connector	SC/APC
Return Loss	Less 40

OPTICAL HEADENDS



Optical Fibre / RF Converter (Satellite+Terrestrial)

The kit consists of:
- 1 x LNB offset
- 1 x ODU32 RF to Optical signal converter
- 1 x AC/DC power adapter
- 1 x 2m Low loss cable 50Ω / N connectors
- 1 x Protective sleeve for the connector
- 1 x Mast support for the ODU32

Sections	Code		**236801** (1310nm) / **236810** (1550nm)
Optical	Wavelength		1310/1550nm
	Optical Power per O/P Connector		6 - 8dBm
DAB / DVB-T	Input Frequency	DAB / DVB-T	217-230/470-862MHz
	Impedance		75Ω
	Input Levels	1 Channel	70-95dBµV
	(DAB must be 15dB below DTT)	4 Channel	90dBµV
		8 Channel	85dBµV
	Gain		15-45dB
	DTT Flatness	In-band	4dB
		In-channel	0.5dB
	AGC Range		25dB
	Noise		10dB
Supply	OIP3		134dBµV
	Rejection (950-2150MHz)		20dB
	Powering Voltage		12VDC
	LNB power Voltage		6.2VDC
	Consumption (includes LNB)		500mA

SAT	Input Frequency	Vertical /	950-3000/3400-5450MHz
	Impedance	Horizontal	50Ω
	Input Level		96-111dBµV
	In-band Gain Flatness		4dB
		Vertical	7dB (3dB slope)
	Gain Flatness	Horizontal	1dB
	AGC Range Min	per 30MHz	15dB
	Noise @ Max Gain	segment	12dB
	OIP3(min)		129dBµV
	Rejection 217-862MHz		20dB
Mechanical	Connectors		FC/PC
			N female
		Optical O/P	F female
		Satellite I/P	F female
	Weight	DVB-T/DAB I/P	545g
	Size (W x H x D)	Power I/P	168 x 160 x 30

©ACDC Dynamics

OPTICAL ACCESSORIES



ABS4WFO

Optical Splitters (ABS Range) - Connector Type: FC/PC

Code	ABS2WFO	ABS3WFO	ABS4WFO	ABS8WFO	ABS16WFO
Type	1x2	1x3	1x4	1x8	x16
No. of Outputs	2	3	4	8	16
Typical Loss	3.6dB	7.0dB	10.2dB	13.3dB	16.5dB



PLC8WFO

Optical Splitters (PLC Range) - Connector Type: FC/PC

Code	PLC8WFO	PLC16WFO	PLC32WFO	-	-
Type	1x8	1x16	1x32	-	-
No. of Outputs	8	16	32	-	-
Typical Loss	10.2dB	13.5dB	17.4dB	-	-

ONT For GPON Solutions



769507

Code	769507
Type	Basic
RF Overlay	▯
Wi-Fi (802.11 b/g/n) (2x2) 2.4	▯
Wi-Fi (802.11 b/g/n/ac) (2x2) 2.4/5	▯
USB	▯
FXS ports	▯
ETH 10/100/1000BASE-T ports	1
NAT/NAPT	▯
Firewall	▯
VPN pass-through	▯
PPPoE terminal	▯
OMCI	▯
TR-069	▯
CLI	▯
WebGUI	▯

Fibre Optic Toolkit



Code	FKL08C	
1 x Kevlar Cutter	1 x 6 Pcs Screwdriver Set
1 x Optic Stripper (FCFS-2)	1 x 8" Adjustable Wrench
1 x Fibre Jacket Stripper (FHW-109)	1 x Emergency Lamp
1 x JETECH 8 Pcs Set	1 x Blow Brush (MS-15C)
1 x Round Cable Cutter (FHW-19C)	1 x 3.5m Tape Measure
1 x Wire Rope Cutter	1 x Precision Nipper
1 x 7" Plier	1 x Black Marker
1 x 6" Needle Nose Plier	1 x Utility Knife
1 x 6" Side Cutter	1 x 4Oz Bottle of Alcohol

OPTICAL ACCESSORIES

Attenuators (Db)





Code	FCPC-A*	SCAPC-A*
Description	*Add to code dB Required: **5, 10, 15, 20**	*Add to code dB Required: **5, 10, 15, 20**

Fibre Adaptor





Code	FCPC-ADPT	SST-FC
Description	FC/PC Single mode, Round, Simplex, Ceramic Sleeve	FC/PC Single mode, Square, Simplex, Ceramic Sleeve

Fibre Patch Leads





Code	FCPC-PG*	SC/APC *M Y
Description	*Add length (m): **1, 5, 10, 20, 40, 50, 75, 100, 200**	Simplex, SC/APC-SC/APC. *Add length (m): **0.5,1,3,5,10**

SC/APC Midcouplers





Code	MC-SASASM	MC-DADASM
Description	Simplex SC/APC - SC/APC	Duplex SC/APC - SC/APC

Panel Box



Code	HTG000005
Description	Fibre Patch (1U)

Face Plates





Code	HTG0000024*	J10-FACEPL
Description	24 x SC/APC Slots. *Add: **S** - Simplex, **D** - Duplex	Adapter 32 way FC/PC Face Plate (1U)

©ACDC Dynamics

NEW

H30 FLEX MULTI STANDARD HANDHELD METER



Code	593302

Televes keeps leading the way with this new meter, designed to meet the requirements of TV installers for both satellite and terrestrial signals.
H30Flex is a light-weight handheld meter packed with all of the features required to install and maintain TV systems using DVB-S/S2, DVB-T/T2 or DVB-C digital modulation as well as analogue channels.
Available for the first time in an economic product, digital processing brings installers the opportunity to take measurements with a high level of accuracy, essential to give the installer the peace of mind of a job well done.

Features

- Traffic light indicators (pass/fail) for the main quality indicators
- All the features of more expensive meters included as: constellation, spectrum analyser, service id, etc.
- It allows pre-amplifier and LNB powering. Including both DiSEqC and dCSS (SCR) commands
- Display the images offered on a digital channel (HD or SD)
- The parameters of the different modulations are automatically detected
- Real-time digital processing of the signal

NEW

HDMI/AV TO DVB-T MODULATOR



Connections

Code	DHM-2061
Video Input	HDMI / CVBS
HDMI Loop	Yes
RF	In/Out
Video Resolution	HDMI: 1920 x 180-3p I RCA: 720 x 576 @25fps
Video Codec	H.264 (Bitrate 1..19Mb/s)
HDCP	Yes
Cascadeable	Yes

NOTES

©ACDC Dynamics



INDEX

28

Discover a curated index selection of our offerings, thoughtfully organized for your convenience and enjoyment.

TECHNICAL INFORMATION

Utilization Categories IEC 947-4-1

A.C. Contactors/Relays

Category	Description & Application
AC-1	Non-Inductive/Slightly Inductive Loads - Heaters, Resistance Furnaces etc.
AC-2	Slip Ring Motors (Start/Stop/Reverse) - Wire Drawing, Stone Crushing
AC-3	Squirrel Cage Motors (Start/Stop/Reverse) - Compressors, Mixers, Conveyors
AC-4	Squirrel Cage Motors (Plugging & Inching) -Cranes, Hoists
AC5a	Switching of Electrical Discharge Lamps - Mercury Lamp, Sodium Vapour Lamp
AC5b	Switching of Incandescent Lamps - Tungsten Filament Lamp
AC6a	Switching of Transformers - Switching of LT Transformer with Load (contactor on transformer primary)
AC6b	Switching of Capacitor Banks - Switching of Capacitor Bank for PF Correction
AC7a	Slightly Inductive Load in Household Appliances and Similar Applications - Switching of Fans, Mixers, Blenders etc.
AC7b	Motor Load for Household Application - Washing Machine, Dish Washer, etc.
AC8a	Hermetic Refrigerant Compressor Motor Control with Manual Resetting of Overloads - Refrigeration
AC8b	Hermetic Refrigerant Compressor Motor Control with Automatic Resetting of Overloads - Window Air Conditoners

A.C. Switches/Isolators

Category	Description & Application
AC-12	Control of Resistive Loads and Soilid State Loads with Isolation by Opto Couplers
AC-13	Control of Soilid State Loads with Transformer Isolation
AC-14	Control of Small Electromagnetic Loads (≤72VA)
AC-15	Control of Electromagnetic Loads (>72VA)
AC-20	Connecting and disconnecting under no-load conditions
AC-21	Switching of resistive loads including moderate overloads
AC-22	Switching of mixed resistive and inductive loads including moderate overloads
AC-23	Switching of motor loads or other highly inductive loads

D.C. Contactors/Relays

Category	Description & Application
DC-1	Non-Inductive/Slightly Inductive Loads - Heaters, Resistance Furnaces
DC-3	Shunt Motors (Starting, Plugging & Inching) Dynamic breaking of DC Motors - Shunt Motors, Textile Ind., Steel Ind.
DC-5	Series Motor (Starting, Plugging & Inching) Dynamic Breaking of DC Motors - Series Motor Used in EMU's, Lifts, Hoists
DC-6	Incandescent Lamps - Light used In Railways Coaches

D.C. Switches/Isolators

Category	Description & Application
DC-12	Control of Resistive Loads and Solid State Loads with Isolation by Opto Couplers
DC-13	Control of DC Electromagnets
DC-14	Control of Electromagnetic Loads Having Economy Resistors in Circuit
DC-20	Connecting and disconnecting under no-load conditions
DC-21	Switching of resistive loads including moderate overloads
DC-22	Switching of mixed resistive and inductive loads including moderate overloads
DC-23	Switching of motor loads or other highly inductive loads

IP Rating for Enclosures – IEC 529

FIRST CHARACTERISTIC NUMERAL:
Protection against ingress of solid foreign objects and against access to dangerous parts

Meaning	0	1	2	3	4	5	6
Protection against ingress of:	No Protection	Solid objects larger than ø 50mm	Solid objects larger than ø 12,5mm	Solid objects larger than ø 2,5mm	Solid objects larger than ø 1mm	Dust in a harmful quantity	Dust (total protection)
Personal protection against access with:	No Protection	Back of hand	Finger	Tool		Wire	

SECOND CHARACTERISTIC NUMERAL:
Protection against water

Meaning	0	1	2	3	4	5	6	7	8	9
Protection against effect of:	No Protection	Vertically falling drops of water	Vertically falling drops of water with maximum inclination of 15°	Rain	Splashing water	Water jet	Powerful water jet	Temporary immersion	Continuous immersion	Powerful hot water jet

Example

Protection against ingress of dust in a harmful quantity — IP 5 4 — Protected against effects of splashing water

©ACDC Dynamics

TECHNICAL INFORMATION

Standard F.L.C. data for 4 Pole motors

Rated Power		Standard 3-Phase 4 pole motors Line Connected				*Phase Connected (Star-Delta)**		Single Phase Motors
kW	Hp	380V A	400V A	550V A	1000V A	*380V A*	*400V A*	230V A
0.37	0.5	1	**1**	0.72	0.4	–	–	3.4
0.55	0.75	1.6	**1.5**	1.16	0.64	–	–	4.6
0.75	1	2	**1.9**	1.4	0.75	–	–	5.8
1.1	1.5	2.6	**2.5**	1.9	1	–	–	8.4
1.5	2	3.5	**3.3**	2.5	1.3	–	–	11.2
2.2	3	5	**4.7**	3.6	1.9	–	–	16.4
3	4	6.6	**6.3**	4.8	2.5	–	–	21
4	5.5	8.5	**8.1**	6.2	3.3	*4.9*	*4.7*	28
5.5	7.5	11.5	**10.9**	8.6	4.5	*6.7*	*6.3*	37
7.5	10	15.5	**14.7**	11.5	6	*9*	*8.5*	–
10	13.5	20	**19**	14.3	7.5	*11.6*	*11*	–
11	15	22	**21**	16	8.7	*12.8*	*12*	–
15	20	30	**28.5**	22	12	*17.4*	*16.6*	–
18.5	25	37	**35**	27	14.3	*21*	*20*	–
22	30	44	**42**	32	17	*25*	*24*	–
30	40	60	**57**	43	23	*35*	*33*	–
37	50	72.5	**69**	53	28	*42*	*40*	–
45	60	85	**81**	62	33	*49*	*47*	–
55	75	105	**100**	76	40	*64*	*61*	–
75	100	138	**131**	100	53	*79*	*75*	–
90	125	170	**161**	123	65	*99*	*94*	–
110	150	205	**195**	152	78	*119*	*113*	–
132	175	245	**233**	179	91	*142*	*135*	–
160	220	300	**285**	218	117	*174*	*165*	–
200	270	370	**351**	268	149	*215*	*204*	–
220	300	408	**388**	296	161	*237*	*225*	–
250	350	475	**451**	344	200	*275*	*262*	–
315	430	584	**555**	422	240	*339*	*322*	–
355	480	636	**604**	477	265	*369*	*350*	–
375	500	670	**636**	503	278	*389*	*369*	–
425	580	760	**722**	548	303	*441*	*419*	–

* These are the values of F.L.C. as seen by the overload and main/delta contactors when phase connected within a Star-Delta starter.

Note: Always check the rating plate of the motor when commissioning *before* switching on.

Cable ratings

3 & 4 Core copper PVC/SWA/PVC 600/1000V cables - SABS 1507/1990

Cable Size	Electrical Properties				Gland Size Type ACG		
	Current Ratings			Volt Drop			
(mm²)	Ground A	Ducts A	Air A	(mV/A/m)	3 Core	4 Core	5 Core
1.5	23	18	18	25.080	0	0	0
2.5	30	24	24	15.363	0	0/1	2
4	38	31	32	9.561	1	1	2
6	48	39	40	6.391	1	2	3
10	64	52	54	3.793	2	2	
16	82	67	72	2.390	2	2/3	
25	126	101	113	1.515	3	3	
35	147	120	136	1.097	3	3/4	
50	176	144	167	0.817	4	4	
70	215	175	207	0.576	4	4/5	
95	257	210	253	0.427	4/5	5	
120	292	239	293	0.348	5	5/6	
150	328	369	336	0.294	5	6	
185	369	303	384	0.250	6	6	
240	422	348	447	0.211	6	7	
300	472	397	509	0.189	6/7	7	

Borehole pump motor F.L.C. data

100mm submersible motors

kW	F.L.C.	
	230V Amps	400V Amps
0.25	3.1	–
0.37	3.9	1.3
0.56	5.0	1.6
0.75	6.0	2.2
1.12	8.8	3.0
1.50	11.8	3.9
2.20	17.0	5.9
3	–	7.2
4	–	9.3
5.5	–	13.2

Note:

Always check the rating plate of the motor when commissioning *before* switching on. Borehole pumps and motors require specialised protection. For a wide range of protection devices as well as special borehole control panels, see pages 40 and 41.

©ACDC Dynamics

400V STAR-DELTA STARTERS – COMPONENT SELECTION GUIDE

Motor	F.L.C. 4 Pole	Main/Delta Contactors	Star Contactor	Overload Relay FLC x √3	Ammeter	CT	Back Up BS Fuse DIN Fuse	Isolator	DIN MCB (D Curve)	MCCB Std kA
7.5kW	14.7A	**TC1-D09**	**TC1-D09**	**TR2-D09314** 8.5A	**SQ72-20AD**	(Direct)	**TIA25** **24700-25A**	**CSSD25D3**	**GW92467** (6kA)	**E160-SF 25A** (16kA)
11kW	21A	**TC1-D12**	**TC1-D09**	**TR2-D12316** 12A	**SQ72-25AD**	(Direct)	**TIA32** **24700-32A**	**CSSD40D3**	**GW92469** (6kA)	**E160-SF 32A** (16kA)
15kW	28.5A	**TC1-D18**	**TC1-D12**	**TR2-D18321** 16.5A	**SQ72-30AD**	(Direct)	**TIS40** **24700-40A**	**CSSD63D3**	**GW92470** (6kA)	**E160-SF 40A** (16kA)
18.5kW	35A	**TC1-D25**	**TC1-D25**	**TR2-D25322** 20A	**SQ72-40AD**	(Direct)	**TIS50** **24700-50A**	**CSSD63D3**	**GW92471** (6kA)	**E160-SF 50A** (15kA)
22kW	42A	**TC1-D32**	**TC1-D25**	**TR2-D32353** 24A	**SQ72-50AD**	(Direct)	**TIS63** **24700-63A**	**CSSD63D3**	**GW93386** (16kA)	**E160-SF 63A** (16kA)
30kW	57A	**TC1-D38**	**TC1-D32**	**TR2-D32355** 33A	**SQ72-5 +** **SQ72SP 60/5A**	**DS-605**	**TIS63M80** **24700-80A**	**CSSD125D3**	**GW93386** (16kA)	**E160-SF 80A** (16kA)
37kW	69A	**TC1-D40**	**TC1-D40**	**TR2-D65357** 40A	**SQ72-5 +** **SQ72SP 75/5A**	**DS-755**	**TIS80** **24700-80A**	**CSSD125D3**	**GW93387** (16kA)	**E160-SF 100A** (16kA)
45kW	81A	**TC1-D50**	**TC1-D40**	**TR2-D65357** 47A	**SQ72-5 +** **SQ72SP 100/5A**	**DS-1005**	**TCP100** **24585-100A**	**CSSD125DM3**	**GW93388** (16kA)	**E160-SF 125A** (16kA)
55kW	100A	**TC1-D65**	**TC1-D50**	**TR2-D65359** 58A	**SQ72-5 +** **SQ72SP 125/5A**	**DS-1255**	**TCP125** **24585-125A**	**CSSD160DM3**	–	**E160-SF 160A** (16kA)
75kW	131A	**TC1-D80**	**TC1-D80**	**TR2-D80363** 76A	**SQ72-5 +** **SQ72SP 150/5A**	**DS-1505**	**TCP160** **24585-160A**	**CSSD160DM3**	–	**E250-SCF 175A** (16kA)
90kW	161A	**TC1-D95**	**TC1-D80**	**TR2-D95365** 93A	**SQ72-5 +** **SQ72SP 200/5A**	**DS1-2005**	**TF200** **24720-200A**	**CSSD200DM3**	–	**E250-SCF 200A** (16kA)
110kW	195A	**LC1-FDP115A**	**LC1-FDP115A**	**LR1-F160** 113A	**SQ72-5 +** **SQ72SP 250/5A**	**DS1-2505**	**TKF250** **24720-250A**	**CSSD250DM3**	–	**E250-SCF 250A** (16kA)
132kW	233A	**LC1-FDP150A**	**LC1-FDP115A**	**LR1-F160** 135A	**SQ72-5 +** **SQ72SP 250/5A**	**DS1-2505**	**TKF250** **24720-250A**	**CSSD250DM3**	–	**E400-NJ 400A** (25kA)
160kW	285A	**LC1-FDP185A**	**LC1-FDP185A**	**LR1-F200** 165A	**SQ72-5 +** **SQ72SP 300/5A**	**DS1-3005**	**TKF315** **24582-315A**	**CSSD315DM3**	–	**E400-NJ 400A** (25kA)
200kW	351A	**LC1-FDP225A**	**LC1-FDP185A**	**LR1-F250** 203A	**SQ72-5 +** **SQ72SP 400/5A**	**DS2-4005**	**TM400** **24582-400A**	**CSSD400D3**	–	**E630-NE 630A** (36kA)
250kW	451A	**LC1-FDP265A**	**LC1-FDP265A**	**LR1-F315** 260A	**SQ72-5 +** **SQ72SP 500/5A**	**DS2-5005**	**TTM500** **24588-500A**	**CSSD630K3**	–	**E630-NE 630A** (36kA)
315kW	555A	**LC1-FDP330A**	**LC1-FDP330A**	**LR1-F400** 320A	**SQ72-5 +** **SQ72SP 600/5A**	**DS2-6005**	**TTM630** **24588-630A**	**CSSD630K3**	–	**S800-NE** (50kA)
375kW	636A	**LC1-FDP400A**	**LC1-FDP330A**	**LR1-F400** 367A	**SQ72-5 +** **SQ72SP 750/5A**	**DS2-7505**	–	**CSSD800K3**	–	**S1000-SE** (50kA)

EV CHARGING - CHARGING COUPLER TYPES

Charging Coupler Types

Car makers have come up with different standards for the type of plugs used to charge their electric cars.

Electric Cars Plug Types

Type 1 Plug Asia/USA



Single-phase plug used in car models from the Asian region

Type 2 Plug Europe



Three-phase plug considered to be the STD model in Europe

GB-T Plug China



Similar to the Type 2 plug but with additional male connectors

CCS2 Combination Plugs USA/Europe



Enhanced version of Type 2 plug, with add. power contacts for quick charging

Chademo Plugs Japan



Quick charging system developed in Japan

CIRCUIT BREAKERS

kA Ratings and Typical Applications (Including 3kA and 4.5kA)

kA Rating (Breaking Capacity)	Applications
3 kA	Basic Residential Circuits
4.5 kA	Light Residential Circuits
6 kA	Residential Circuits , Light Commerical
10 kA	Standard Commercial Circuits
15 kA	Heavy Commercial, Small Industrial
25 kA	Industrial Circuits, Higher Fault Levels
36 kA	Industrial Applications with Higher Fault Levels
50 kA	Industrial Applications with High Fault Levels
100 kA	Critical Industrial , High Fault Levels

Breaker Curves (B, C, D) and Typical Applications

Breaker Curve	Trip Range (times rated current)	Typical Applications
B	3-5	Resistive loads, lighting
C	5-10	Inductive loads, small motors
D	10-20	High inrush current loads, large motors

CAPACITORS & PFC

WHAT IS POWER FACTOR?

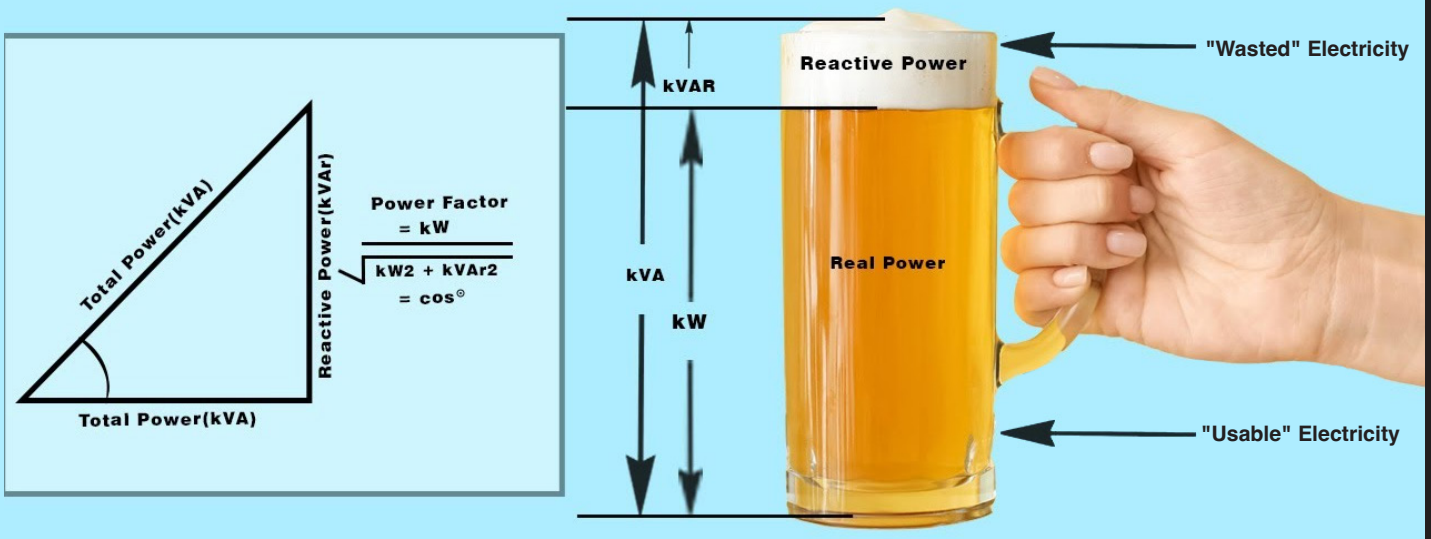

©ACDC Dynamics

ELECTRONICS - THE FORMULA WHEEL

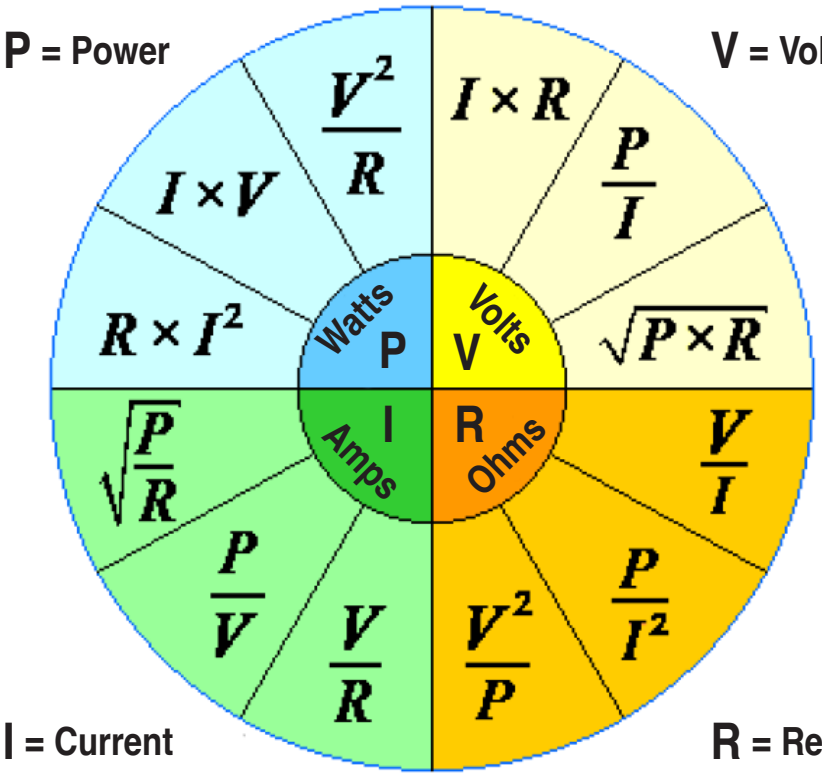

LIGHTING - CHOOSE YOUR AMBIENCE



WARM WHITE	COOL WHITE	DAYLIGHT
2400 - 3200	4000 - 4200	5400 - 6500

MOSTLY USED IN:

Living Room | Bedroom | Dining Room

MOSTLY USED IN:

Kitchen | Bathroom | Outdoors

MOSTLY USED IN:

Commercial | Industrial | Outdoors

©ACDC Dynamics

INDEX

BRANDS	Pages
3m	19.59, 20.78-81
A7000	20.18-20
Actom	6.18-20
Alpen	19-45-19.46
Amatek	26.14
Ampco	18.3
Appolo	5.75
Ardic	20.50-55
Arnocanali	10.12, 20.38, 20.40-20.41 , 20.95
Astro Energy	5.18
Aucom	6.16-6.17
Auer Signal	16.9-16.10, 16.13, 16.15-16.16, 18.41
Autonics	1.38, 13.1, 15.9, 15.20, 15.32-33, 15.57-15.58
B&S Sunnybell	26.23
Baico Pumps	2.14-2.17, 2.19-2.22
Band-It	20.65-20.66
Banshee	16.12, 16.14, 18.37-18.39
Blue Nova	5.37-5.38
Bluetti	5.3
Bm Group	19.36,19.39-19.44, 20.68, 20.88
Brady	8.1, 20.75-76, 22.6
Bussmann	7.29-7.31
C&S	6.22, 6.28-6.31, 6.33-6.39 , 7.1-7.7, 7.38-7.39, 7.42, 8.4
Cabur	3.10, 3.13
Caddy	20.56-20.58
Canadian Solar	5.18
CCG	18.27-18.30, 20.63-64
CFE	5.39
Citiq Prepaid	11.21
C-Logic	19.1-19.3
Comepi	8.5-8.6 15.15-16,15.18

BRANDS	Pages
Condor	15.9-10
Conlog Direct	11.23
Contrel	11.11, 11.14
Da Han Feng	25.13
Danfoss	6.1-6.6, 6.16
Datalogic	15.21-15.24, 15.35-15.51,15.53-15.56,15.59-15.60,15.63
Deca	8.10
Dehn	10.1-10.4
Delta Design	16.21
Deye	5.43-5.46, 5.70, 5.71-5.72
Dinel	2.5-2.6, 18.1
DSC	26.7-26.9,
DSE (Deep Sea Electronics)	13.15, 11.35
Dts	26.19
Dyness	5.42
E2s	18.41-18.42
Eaton	15.14
Edimax	27.1
Edmi	11.2
Efapel	20.28, 20.36, 20.38-20.39, 20.43
Elco	13.1
Elfbulb	5.41
Emko	3.2, 13.15, 13.8, 11.28, 11.34-11.35
Energizer	3.14, 18.8
Entes	12.1, 11.10-11.11,11.15-11.17, 11.33
Entrelec	9.1-9.5
Epever	5.49-5.50
Erico	9.12, 9.15-9.17
Euroclamp	22.2
Festo	15.1-15.6

BRANDS	Pages
Finetek	2.7
Fragram	19.57
Freedom Won	5.39
Frer	11.12
Full Gauge	3.5-3.6, 13.5-13.6
Fulleon	8.41, 16.7-16.8, 16.13, 18.41
Gave	7.23-7.24, 7.32, 7.40, 7.44-7.45, 7.48, 7.50-7.53, 11.6,
Gewiss	4.2, 18.34, 23.1-23.57
Gic (General Ind Controls)	1.38, 11.25-11.26, 11.33
Golight	17.3
Greenrich	5.41
GRL	7.24-7.26
Gsm Commander	11.29-11.30
Haitai	5.18
Hellermann Tyton	20.65
Highly	15.18
Hikvision	26.34, 26.43, 26.44
Huawei	5.59-5.64
Ide Electric	18.33
Illinox	21.8-21.9
Integra	6.16
Iskra	11.32
Italtronic	21.27
Ja-Solar	5.18
Jinko	5.18
Katko	5.32, 7.32-7.37, 7.47
Keld	13.7
KPS	19.4-19.6
Kress	19.50-19.52
KVR	3
L.A.P	9.23, 21.31
La Sonora	16.11, 16.17, 16.21, 18.41

©ACDC Dynamics

INDEX

BRANDS	Pages
Lapp Cables	9.23
Legrand	7.32, 20.69-20.70, 26.25,
Leipold	9.6
Lewden	8.9
Luxpower	5.68
Mapesen	26.40, 26.41
Mastech	19.7-19.9
Matismart	7.8-7.9
Maxkin	26.1
Meanwell	24.145
Metrel	19.15
Midland	3.15, 26.27, 26.28,
Mivatek	26.4
Moel	25.16-25.17, 25.21, 25.23
Multichoice	27.2
MyGateRemote	26.21
Nano Protech	20.94, 20.96-20.97
Nemtek	26.17-26.18
Netgear	27.1
Netvendor	11.23
Newelec	6.23-6.25 11.13
Nist Controls	6.22
O'erre	18.1, 25.6-25.8, 25.11-25.12
Olympia Electronics	16.5, 24.154-24.155
Orbis	1.31-1.32, 1.35, 4.3-4.4, 13.9
Orion	20.7-20.13
Palazzoli	18.4-18.16
Perano	21.1-21.2, 21.15-21.16
Plastronic	20.76
Polybox	22.21
Pylontec	5.42
Quadritalia	21.10-21.12
Quadroviseu	21.23
Rain Bird	2.9
Ravioli	14.2-14.4
Rawlplug	20.89-91
Recharger Prepaid	11.22
Rele Italiana	1.43-1.44
Remote Float	2.10
Revalco	11.12
Rhomberg	1.15-1.30, 1.36, 1.38, 1.45-1.46, 2.2, 6.2 15.8,15.25-15.27,15.30, 15,52,11.33
Risen	5.18
Rishahb	11.32
RI	26.5,26.23-26-25,
Roypow	5.43
RTR Capacitors	12.3-12.5
Runpotech	1.41
Saltek	10.5-10.7
Scan Automation	15.28-15.29,15.31, 15.34
Seek Thermal	19.23-19.24
Selec	11.8, 11.11
Sew	19.10-19.12, 19.18
Sherlo	26.19, 26.29
Siemens	11.27
Silux	20.32
Sirenco	16.11-16.12, 16.20
Solent	25.1
Sollatek	10.5-10.7
Solsave	5.7
SRNE	5.48
Stem	15.19
STNC	15.7
Sunpro	5.18
Supasol	5.65, 5.69
Taifu	5.73-5.74
TC	6.28-6.31, 6.33-6.38
TCI	24.152
Techno	20.61-20.62, 20.67-20.68, 20.85
Telecrane	14.1
Televes	27.6-27.17
Terasaki	7.15-7.22
Testboy	19.10, 19.19
Tongwei	5.18
Toptronic	19.13-19.14, 19.17-19.18
Trina Solar	5.18
Uriarte	22.23
Usfull	5.30, 5.73, 6.15
Vacon	6.7-6.14
Valsa	5.20-5.22
Vemer	13.9
Vents	25.9-25.10
Victor Industries	18.2
Victron Energy	5.33, 5.50-5.58
VS Lighting	24.146-24.148, 24.150
Vyrtych	18.19-18.21
Wago	9.8-9.9, 19.40
Waka Waka	5.7
Warom	18.2-3 18.24-26, 18.31, 18.33
Weicon	19.38, 20.96-20.10027.5,
Wera	19.26, 19.30-19.31
Werma	16.22
Xcrypt	27.13
Zamel	1.12-1.14, 3.8, 13.9, 25.18, 26.22
ZKteco	26.13-26.15

©ACDC Dynamics

INDEX

CONTENTS	Pages
3	
3D Motif	24.175-24.176
A	
A7000 Domestic Sockets & Switches	20.18-20.20
Abrasives	19.44, 19.49
Access Control	26.13-26.21
Adaptors (Plug Tops/ Sockets)	20.1-20.3, 20.5,20.6
Adhesives	20.96-20.102
Air Circuit Breakers	7.22
Air Conditioning	25.5
Air Horns	16.11
Air Preparation (Filters/ Regulators) Pneumatic Equipment-Air Preparation	15.1
Alarm Systems	26.1-26.7
Alligator Clips	21.6
Amalgamating Tape	20.77,20.78
AMF (Auto Mains Failure controllers)	11.34-11.35
Ammeter / Voltmeter	11.2-11.3, 11.7
Ammeter and Voltmeter switches	7.52, 11.2
Amplifiers	16.3
Analogue DC Inductive Proximity Switches IP67	15.26
Analogue Panel Meters	11.1-11.3
Anemometer	19.3, 19.8
Angle Grinders	19.51-19.53, 19.55-19.56
Anti-Harmonic Power Factor Correction	12,3
Appliance Cables / Sockets	20.3,20.4, 21.1
Appliance Transformers	3.7
Apron	19.58
Aquarium / Fountain Pumps	2.19
Area Sensors	15.6
Assembly Pastes	20,98
ATS (Automatic Transfer Switches)	7.46, 11.35
Audio Visual alarms	16.11
Automatic Door Sensor	15.33
Automatic Reclosing Devices	7.8,7.9, 23.15-23.17
Automatic Voltage Regulators (AVR)	3.24-3.25
Automation Relays 8/11Pin Plug-In	1.1-1.11, 1.15-1.25
Automotive Fuses	7,3
Automotive Lighting / Emergency Led Flares	17.9
Automotive Multimeter & Engine Analyser	19.2-19.9
Aviation Obstruction Lights	17.4
B	
B7000 Domestic Sockets & Switches	20.21-20.23
Baby Monitor Wireless	26.25, 26.2
Back Lit Light Box	24.94
Backpack toolbags	19.28-19.30
Back-up alarms	16.23
Backup power	3.27, 5.1-6, 5.64-65
Barrier Tapes	20,103
Batons, LED Traffic Control	17,1
Batteries - Lithium	5.37-5.41
Battery - Alkaline / Rechargeable / Lithium (Coin)	3,14
Battery Balancer	5,51
Battery Cabinets	3,23
Battery Chargers	3.14-3.19
Battery Clamps & Test Leads	21,6
Battery Combiner	5,51
Battery Condition / Run Time Indicators/ Monitors	3.16, 5.51
Battery Holders	5.36, 21.7
Battery Terminals	5.35
Battery Testers	19.21
Beacons	16.5-21, 17.4-12, 18.38-40
Bell Transformer	3.6, 3.8, 23.12, 26.22
Bells	16.6, 18.11, 18.14
Belt Lights	24.168
Bench Power Supply (Variable)	3,12
Bending Springs (Conduit)	20,45
Bicycle Lights	24.163
Bifilar Clamping Lugs	20.73 , 20.87
Billboard Floodlights	24.30
Biometric readers	26.13-26.15
Bi-Stable Relays	1.9, 1.14, 1.24, 1.43, 1.48, 23.12
Blanking Plugs	18.31,18.32, 20.59,20.60
Blower	19.54-19.55
Bluetooth Speakers	24.19-24.20, 24.165
Bobbins	3,5
Boiler Inspection Transformer	3,6
Bollards	24.100,24.101
Bolt cutters	19,44
Bolts	20.87 , 20.88, 20.91-20.93
Booster Pumps	2.16,2.17
Bootlace Ferrules / Kits	19.39, 20.69 - 20.74
Borehole Depth Tester	2,25
Borehole Pump starters	6.26-6.27
Borehole Pumps, Motors & Accessories	2.23-2.25
Braided Sleeving	20.6
Break Glass stations	23.3
Breakers	7.1
Bridge Rectifiers	21.6
British Standard Plugs and sockets	20,2
Bug Traps	25.23 - 25.24
Bulkhead Lights	18.14, 18.22, 24.42,24.43, 24.109-24.114
Bulkheads	24.109-24.114
Burglar alarms	26.1-26.12
Busbar	9.14, 9.15
Busbar Mounted Fuses & Distribution	7.25, 7.26
Busbar Supports and Accessories	9.15-9.19

©ACDC Dynamics

INDEX

CONTENTS	Pages
Bushing Strips Nylon	20.6
Butyl sealants	20.77
Buzzers	16.9, 23.12, 23.42, 23.51
Bypass Switches	7.41, 7.51
C	
Cabinet Lights	24.73-24.76
Cabinets 19" & Accessories	22,29
Cable Accessories	20.59-20.63
Cable and Accessories for Proximity Switches and Sensors Reflectors for Sensors	15,63
Cable Clips	20.67 , 20.88
Cable Connectors	9.8-11, 14.3, 20.67-20.73, 20.80-20.86
Cable Cutters / shears	19.41-19.19.44
Cable Duct & Access Chamber Systems	23,33
Cable Ferrules	20.69-20.74
Cable Glands & Accessories	18.13, 18.27,18.28, 20.60-64, 23.35-36
Cable Joint Kits / Terminations	20.71,20.72, 20.80-20.86
Cable Ladder	20.49-20.52
Cable Locator	19.8, 19.20
Cable Markers / Labels / Printers	20.69 , 20.70 , 20.75 , 20.76
Cable Strippers	19.32-19.33, 19.38-19.39
Cable Support Systems	20.50-58, 23.31-32
Cable Theft Prevention	11.29, 20.65 , 20.66
Cable Tie Tensioners	19.33, 20.65,20.66
Cable Ties / Strapping	20.65-20.67
Cable Tracers and Testers	19.1-19.16, 19.20-19.24
Cable Tray Perforated steel	20.50-52, 23.32
Cable Tray Wire Mesh	20.53 , 23.31
Cable Trunking / Power Skirting	20.38-20.42 , 20.48-20.49
Calibrator Process & Thermocouple	19.7, 19.21
Cam Switches	7.49 , 7.51 , 7.53
Camping Lights	24.163,24.165
Capacitive Level Switch	2,4
Capacitive Liquid Level Relay	1.9, 1.22
Capacitors (Power Factor / Motor / Lighting)	12.2,12.3
Caravan DBs	23.28
Carbon Monoxide Alarm	18.1, 19.8
Carbon Monoxide CO Tester	19,21
Card readers - Access control	26,13
Cast Iron Pumps	2,15
Cats Eyes (Ground Mount Reflectors)	17,1
CCTV	26.33-26.45
Ceiling Fans	25.1 - 25.3
Ceiling Lights	18.13-18.16, 18.18-18.26, 24.123-24.125
Ceiling Spot Lights	24.125-24.127
Chains	19,65
Changeover Switches	7.7 , 7.41 - 7.48 , 7.50 - 7.52
Chassis Punches	19.41-19.43
Chicken Farming Lights	24.160
Chisels	19.33, 19.46-19.47
Circuit Analyser (AC)	19.9, 19.12
Circuit Breaker Miniature	7.4-14, 23.13-18
Circuit Breaker Switch	21,4
Circuit Breakers Air	7,22
Circuit Breakers Motor Protection	6.32-6.34
Circuit Breakers Moulded Case	7.1 - 7.3
Circular Saws	19,48
Circulation Pumps	2,22
Clamp Meters	19.2, 19.4, 19.6, 19.9, 19.20
Cleaning & Degreasing	20.94,20.96
Coaxial Cables and Accessories	26.33, 27.4, 27.5,27.6,
Colour Changing	24.166
Commerical Lights	24.49-24-94
Compact Temperature controler	13,1
Compliance testing equipment	19.6-19.14
Compressor Starters	6,26
Compressors & Accessories	19,6
Conduit & Accessories	20.43-20.46, 23.35-36
Connectors	20.68 , 20.71
Constant Current Drivers	24.148
Constant Voltage Drivers	24.145-24.147
Constant Voltage Transformers (C.V.T.)	3,24
Contact Blocks	15.15
Contact Cleaner	20.94, 20.96
Contactors - DIN	7.1, 23.18
Contactors - Mini	6.31-6.32
Contactors AC, DC & Accessories	6.35-6.39
Conti Suits	19,58
Control Desks	22,15
Conveyor safety switches	15.12, 18.2
Cordless Power Tools	19.50-19.51, 19.53-19.54, 19.56
Core Drilling	19,55
Corrosion Protection Spray	20,97
Counter Top Socket Outlets	20.33-20.35, 23.46
Counters Electronic	1.25, 1.38, 11.11
Counters Mechanical	1.39, 1.40
Crane & Vehicle Controls & Accessories	14.1-14.5
Crimping Tools Hydraulic / Manual	19.39-19.43
Cup Hooks	20.88 , 20.91
Current / Voltage Monitor Relays	1.7, 1.13, 1.27-1.28, 3.26
Current Transfomers	11.4-11.6
Curtain Lights	24.171-24.174
Cutting Discs	19,49
D	

©ACDC Dynamics

INDEX

CONTENTS	Pages
Dahlander Switch	7.51
Data & Telephone Accessories	10.7, 20.34, 22.29-30
Data Logic Incremental & Absolute Optical Encoders - Rotary	15,54
Data Sockets	20.10-12, 20.19-22, 20.29-30, 23.42-52
Datalogging meters	19.6, 19.15
Day / Night Switch / Relay	1.13, 1,32-1.34
Day Time Running Lights	17.5, 17.7
DB's Pre-Assembled / Populated	7.10, 7.14, 23.10
DC Appliances	5,12
DC Circuit Breakers	7,6
DC Connectors	14,3
DC fibre Optic Amplifier IP67 Din Rail Fibre Optic Sensors and Accessories	15,48
DC Fuses + Fuse Holders	7,23
DC Isolators	5.31-5.32, 23.19-20
DC Laser Proximity Sensors	15.39-15.43
DC Lights	24.75-24.76,24.77,24.78
DC Panel Meters	11.7, 11.9-11.12
DC Shunts	11,5
DC-AC Inverters	5,47
DC-DC Converters	3.13, 5.50
Decentralised Drives	6,12
Deck Lights	24.95
Decorative Accessories	24.134
Decorative Cord	24.134
Defrost Timer	1.3, 1.35, 13.5, 13.8
Degreasing & Cleaning	20.94,20.96
Delay-Off Timer	1.1-1.2, 1.12, 1.19-1.20, 1.26, 1.36-1.37, 1.42
Delay-On Timer	1.1,1.2, 1.11, 1.19-1.20, 1.26, 1.36-1.37, 1.42
Desk Top Consoles	20.35 , 20.36, 23.46
Detectors - Security	26.1-26.12
Diamond Cutting	19,49
Diesel Oil Pumps & Accessories	2,12
Differential Relay	1,4
Differential Temperature Controller	13,6
Digital Panel Meters	11.8-11.12
Digital Timer	1.11, 1.37-1.38, 13.6
Dimmable Electronic Transformer	24.149
Dimmers	1.12, 20.18-20.23, 20.26-29, 23.51-53, 24.144
DIN Ammeters & Voltmeters	11.7, 11.10
DIN Power Supplies	3.8, 11.25
DIN Rail & Accessories	9.7 , 23.12
Din Rail Adaptors	1.51, 22.26
DIN Rail Cutter	19,36
DIN Rail Mount Timers	1,26
DIN to Mini Rail Adaptors	7.12
DIN Transformers	3.9-3.10 , 23.12
Diodes & Bridge Rectifiers	21.6
DIP Switches	21.6
Discrepancy & Position Switches	7.52
Display	24.179
Display Cabinets	19.22
Distance Measurement	19.8,19.27
Distribution / Terminal Blocks	9.9-9.13
Distribution Boards & Accessories	22.17-20, 23.4-23.10, 23.27-23.30
DMX Controllers	24.145
Document Cabinets	19,64
Document Holder	22,7
DOL Starters / Reversing Starters	6.28-29, 18.36
Domestic Switches & Sockets	20.7-30, 23.41-56
Door Auto Sensors	15.33
Door Bell Transformer	3.6, 3.8, 23.12, 26.22
Door Bells / Chimes & Accessories	26.22-23
Door Closer & Maglocks	26,16
Door Phone Kits & Accessories	26.23-26.26
Double Sided Tapes	20,102
Down Light Fittings	24.67-24.69
Down Lights	24.58-24.66
Drainage Pumps	2,2
Drill Bits	19.45-19.48
Drill Press	19,74
Drilling Machines	19.50, 19.52-19.56
Dual Timer	1.2
Duct Tape	20,102
Dust Coat	19,58
Dust Collection System	2,25
DVR's & NVR's	26.36-26.38, 26.40, 26.45

E

Ear Muffs / Plugs	19,58
Earth Bars	9.10, 10.14
Earth Cables	10,12
Earth Clamps	10.12-10.14, 20.55 , 20.73
Earth Fault / Leakage Relays & Accessories	11.13, 23.17- 23.18
Earth Leakage Breakers	7.4-5, 7.9, 7.11, 7.13, 7.19, 23.15-18
Earth Leakage Testers	19.10-19.12, 19.14
Earth Resistance Testers	19.6, 19.9, 19.11, 19.14
Earth Rods	10,13
Eave Boxes	22,2
Edge Lit Lights	24.94
Electric Fence Energisers & Accessories	26.17, 26.18
Electrical Network Analysers	11.14-11.17
Electronic / Electrical Door Locks & Accessories	26.15. 26.16
Electronic Air Pressure Sensors Switches / Transducers	15,1
Electronic Ballasts	24.150,24.151
Electronic Enclosures	22.26-22.27
Electronic Pressure Sensor	15,1

©ACDC Dynamics

INDEX

CONTENTS	Pages
Electronic Sounders	16.6-9, 16.13, 16.23, 18.37-42
Elements	25.18 - 25.19
Elevator controls	14,5
Emergency	24.154
Emergency (Panic) Switches Security	23.3 /26.11
Emergency Flare LED	17.9, 18.39
Emergency Kits	24.154
Emergency Lighting / Signs	24.155-159
Emergency Lights	24.155-24.159
Emergency Stop Buttons	8.2-7
Empty Floodlights	24.32
Empty Highbays	24.36
Empty Industrial Bulkheads	24.43
Empty Street Light	24.41
Enclosed Changeover Switches	7.42 , 7.47 - 7.48
Enclosed DC Isolators	5,32
Enclosed Isolators	7.33 ,7.34, 18.11, 18.8, 18.36
Enclosures - Aluminium	18.34, 22.31
Enclosures - Atex / Ex	18.21,18.33
Enclosures - D.M.C	22.10, 22.13, 22.21-22.22
Enclosures - Double Door	22.10, 22.13
Enclosures - Fittings (Handles/Locks/ Hinges)	22.1-22.4
Enclosures - Floor standing	22.10-22.11-22.12-22.19, 22.29
Enclosures - Metering	22.22,22.24,22.25
Enclosures - Mild Steel	18.33, 22.10-22.16
Enclosures - Modular	22.9-12, 23.7-10
Enclosures - Plastic Surface Mount	22.26-28, 22.30-22.31
Enclosures - Stainless Steel	18.33, 22.8-9, 22.15, 23.4
Energy Meters	1.34, 11.18-11.23
Engraved Label (Laser)	8.1, 22.4, 22.7
Environmental Meters	13.8, 19.3,19.8, 19.22
Epever	5,49
Equipped Tool Cases	19.28-19.32
Eskom Meter Box	22.2
EV charging - Commercial	4.5
EV charging accessories	4.4
EV charging- Domestic	4.1
EV Portable Fast chargers	4.5
Exit Pushbuttons	20.3
Exothermic Welding & Accessories	10.14
Explosive / Toxic Gas Sensor	18.1
Extension Cords & Reels	20.2-20.6
External Battery Cabinet	3.23
External Lightning Protection	10.13-14
Extractor Fans	25.5 - 25.13
Eye Bolts	19.44, 20.88, 20.91
F	
Factory / School Timer	1.32
Fans Ceiling	25.1 - 25.3
Fans Duct	18.1 , 25.8 , 25.10 , 25.12
Fans Industrial	18.1 , 25.4 , 25.11 , 25.13
Fans Panel Mounting	26.10 - 26.11
Fans Pedestal / Wall / Floor / Bladeless	25.4 - 25.5
Fans Roof Mounting	25,13
Fans Ventilation	25.5 - 25.13
Fasteners	20.88-20.93
Ferrules	20.71, 20.72
Festive	24.167-24.177
Filters Power Line (EMI/ EMF)	10,15
Fire Detection	16.5,16.6, 20.31
Fire Rated Isolators	7,32
Fireman's Emergency Switch	7,32
Fish Tape & Accessories	20,44
Fixings and Fasteners	20.88-20.93
Flasher Timer	1.3, 1.22
Flexible Conduit	20.43, 23.35
Flip Flop Relay (Bi-Stable)	1.9, 1.14, 1.24, 1.43, 1.48, 23.12
Float Switches	2.1 - 2.4
Flood Lights	5.9, 5.11, 18.15, 18.23-25, 23.39, 24.4-28
Floor Boxes	20.41, 23.41
Floor Heating Mat Kits	25,18
Floor Lights	24.95
Flow Switches and Sensors	2,7
Fluorescent Fitting Linear	18.13-14, 18.19-21, 24.44, 24.46-47,24.51, 24.56-57
Foot Lights	24.106
Foot Switches	15,16
Forward Reverse Timer	1.2, 1.30
Fountain / Aquarium Pumps	2,19
Freeze Spray	20,97
Freezer Controls	13.5, 13.8
Frequency Meter	11.1, 11.7, 11.9-12
Frequency Monitor Relay (Plug-In)	1.8, 1.16
Fuse Disconnectors	7.23,7.24
Fuse Extractor Rod	19,19
Fuse Links and Carriers	7,28
Fused Isolators	7,39
Fuses and Fuse Bases	7.23,7.24 ,7.27 , 7.29 - 7.31 , 23.19
G	
Gas (Water Pump) Pliers	19.32,19.34
Gas Detector	16.5, 16.6, 18.1, 19.8, 26.2
Gas Heaters	25,17
Gate / Garage Door Motor Remotes and Accessories	26.19-26.21, 26.20
Gate motors	26,19
Generators	19,65
Genset Controllers	11.34-11.35
GENSET CONTROLLERS EAOM-19	11,34

©ACDC Dynamics

INDEX

CONTENTS	Pages
GENSET CONTROLLERS TRANS-CRANK	11,35
Geyser Control	1.31, 1.32, 20.32
gfdS|bghnv	5,36
Glands & Accessories	18.13, 18.27,18.28, 20.60-64, 23.35-36
Gloves	19.16, 19.57-59, 20.80
Glue Gun	19,55
Glues	20.98-20.102
Goggles	19,58
Google Home Mini	20,31
Grease	20,98
Grid-Tie Solar Products	5.63, 5.68,
Grinding / Cutting Discs	19,49
Grommets	20,61
GSM Controllers	11.29-11.30
GSM/TELEMETRY GSM COMMANDER-BASE UNIT	11,29
Gutter Bolts	20,92

H

Hack Saws	19,33
Hair Dryers	25,21
Halogen Lamps	17,6
Halogen Work Lights	17,3
Hammer Drills	19.50, 19.52-19.53
Hammers	19.33, 19.57
Hand / Inspection Light	18.25-18.26
Hand Dryers	25,21
Hand Tally	1,4
Hand Tools	19.27-19.44
Hard Drives	26,42
Hard Hats	19,58
Harmonic Filter Capacitors	12,3
Hazardous Area Beacons / Strobes & Sounders	18.38-18.40
Hazardous Area Control stations	18.32, 18.34-18.37
Hazardous Area Enclosures	18.33,18.34
Hazardous Area Fans	18,1
Hazardous Area Fans	18,1
Hazardous Area Glands / Adaptors / Bushings	18.11, 18.27,18.28, 18.31
Hazardous Area Indicator Lights	18.31-18.32, 8.35
Hazardous Area Junction Box	18.12, 18.29,18.30, 18.33,18.34, 18.37
Hazardous Area Key Switches	18.32, 18.35,18.36
Hazardous Area Lighting	18.13-18.26
Hazardous Area Limit Switches	18,2
Hazardous Area Meters/Amp/Volt/Hour	18,2
Hazardous Area Pendant stations	18,2
Hazardous Area Plugs & Sockets	18.3-18.12
Hazardous Area Pull Wire Conveyor Trip Switch	18,2
Hazardous Area Push Buttons	18.8, 18.11, 18.31, 18.35
Hazardous Area Quick Connectors	18.32
Hazardous Area Reducers and Enlargers	18.11,18.32
Hazardous Area Sirens & Bells	18.38-18.42
Hazardous Area Torch / Flashlight	18.26
Hazardous Area Ultrasonic Level Detection	18.41
Hazardous Area Worklights	18.26
HDMI / VGA Switches-Convertors-Extenders	26.32, 27.3
Headlamps	24.163
Headlamps Automotive	17,6
Hearing Aid Batteries	3,14
Hearing Protection	19,58
Heat / Gas / Smoke Detector	16.5, 26.3, 26.8,
Heat Gun	19,55
Heat Pumps	6.69, 5.75
Heaters	25.14 - 25.17
Heating Cable	25,18
Heating Element Regulators SCR	13,4
Heating Elements & Accessories	25.18 - 25.19
Heating Lamps	25,14
Heatshrink	20,77
Heatsinks Aluminium	1.51, 21.4
Heavy Duty Plugs and Sockets	18.2-12, 23.21-29
Hexagon LED Tiles	24.86
HID Bulkheads	18.24, 24.43
HID Floodlights	18.24, 24.31
HID Highast Floodlights	24.31
HID Highbays	24.36
HID Highbays / Lowbays	18.16, 18.23-18.25
HID Lowbays	24.37
HID Street Lights	24.41
HID Work Lights	17,4
High Voltage Gloves	19,16
High Voltage Phasing Sticks	19,18
High Voltage Proximity Detector	19.17-19.18
High Voltage PV Panels	5,18
High-Bay Lighting	18.16,18.23-18.25, 24.33-36
HMI Panel	11,28
Hoist Pendant Stations	14.1-14.2, 14.5
Hole Plug	18.28, 18.31,18.32, 20.6
Hole saws	19,48
Home Automation & Control	20.9, 20.14-20.17, 20.23-20.25, 20.31, 23.57
Home Automation & Smart Control	23.57, 26.21-26.3,26.21
Home Security Devices (DIY)	26.1-26.6,
Hooter / Horns	16.10, 16.11, 18.41-18.42
Hour Counters	1,39
Humidity and Temperature Controllers	13.1-13.8

©ACDC Dynamics

INDEX

CONTENTS	Pages
Humidity Sensors / Indicators	13.7-13.9
Hybrid Grid Interactive Inverters	5.55-5.57, 5.59, 5.68
Hybrid Solar Backup Systems (Complete)	5,71
Hydraulic Crimping / Cutting / Punching Tools	19.41-19.42
Hydrospheres	2,8
Hygiene Products	25,2
I	
Ignitors	24.151,24.153
Illuminated Cam Switches	7,53
Illuminated Power Connectors DC	26,3
Illuminated Pushbuttons / Selectors	8.2-7
Impact Drills	19.50, 19.53
Indicator Flameproof	18.32, 18.35
Indicator Lamps	23,39
Indoor	24.121-24.129
Inductive Proximity Sensor	15,2
Industrial Lighting	18.31-18.26
Industrial Lighting	24.24 - 24.47
Industrial Plugs and Socket outlets	18.3-18.12,23.21 - 23.26
Industrial routers	11.5
Infrared Thermometers	19.22, 19.23
Inground Lights	24.97
Insect Killers	25.23 - 25.24
Installation Test Equipment	5.34, 19.9-14
Instrument CT's	11.4-11.6
Instrument Enclosures	22.26-22.28
Insulated Lugs	20.71 , 20.72
Insulated Tools 1000V	19.26, 19.28, 19.30-19.32
Insulation Compounds	20.77 - 20.86
Insulation Piercing Connectors	20.73 , 20.87
Insulation Tapes	20.76-20.78
insulation tester	19.6, 19.9, 19.13
Insulation Testers	19.9-13
Intelligent Can Line Sensor	15,29
Interface Relays	1,42
Interval Timer	1.1-1.3
Intrinsically Safe Namur Relay	1,23
Inverter DC - AC	5.47-48, 5.54-57, 5.59-70
Irrigation Control	2.9 , 2.10
Isolators - DC / PV	5.30-33, 23.19
Isolators - Enclosed	7.33-7.34, 7.39, 18..8, 18.11, 18.36
Isolators - Fused	7,39
Isolators - MCB / MCCB Format	7.6 , 7.19 , 23.14
Isolators - Open / Rotary	7.35 - 7.38 , 7.40 , 7.41 , 7.49 -7.50 ,18.8, 23.20
Isolators - Stove / Domestic	20.7-20.10, 20.12-20.13, 20.19, 20.26-20.27, 20.29, 20.32,
J	
Jack Electric	19.55
Janus Coupler	20.1-20.2, 20.4
Jet Pumps	2.16 , 2.17
Jig Saw	19.51, 19.56
Jig Saw Blades	19,33
JoyStick Controllers	8.6, 14.1-14.2, 14.5
Jump Starters & Cables	3.15, 3.17
Junction Box Explosion / Flameproof	18.29,18.30, 18.33,18.34
Junction Boxes	18.8, 18.29,18.30,18.33-18.34,20.63,21.31-23.3, 21.31, 22.31, 23.3
K	
Key Switches	8.2-8.5, 18.32, 18.34, 26.1
Key Switches Flameproof	18.32, 18.35,18.36
Kiosks	22.21-22.22
Knife Utility	19,34
Knobs Control	21,5
KWH Meter	11.18-11.23
L	
Label Holder	9.7, 21.7
Label Printers & Cable ID	20.73-20.75
Lamp Flasher Relay	1.3, 1.22
Lamp Holders	24.135-24.137
Lamps	24.1-24.23
Lamps - Automotive	17.5-17.6
Lamps - Cartridge / Festoon	17.5
Lamps - Colour changing / Smart	20,32
Lamps - Halogen	17,6
Lamps - LED	24.6-24.11 , 8.1 , 24.8
Lamps - Miniature	8.1, 8.10
LAN Cables and Connectors	20,3
Laser Distance Meters	15.51, 19.8
Laser Level Line	19,26
Laser Lights	24.180
Laser Tachometer	19,8
Latching Relays	1.9, 1.14, 1.24, 1.43, 1.48, 23.12
Lawn Mower Extension Cords	20.3-20.4
Lead Acid / Lead Carbon / Gel batteries	5,36
Lead Light	18.13-18.26
Leaf blower	19,54
LED 2U/3U/4U	24.12
LED A60	24.7
LED Automotive Lighting	17.1-17.6
LED Batten	24.54
LED Beacons	16.6, 16.8, 16.3, 16.4, 16.16, 16.7, 16.18, 16.19. 16.20, 16.21, 17.4, 17.8-17.9, 18.41-18.42
LED Black UV Lamps	24.21
LED Bulkheads	24.42
LED Bulkheads Retrofit Kits	24.42
LED Candle	24.6

©ACDC Dynamics

INDEX

CONTENTS	Pages
LED Compact	24.13
LED Corn	24.12,24.13
LED Décor Lamp	24.10,24.11
LED Decorative DNA	24.11
LED E27 Downlight	24.8
LED Exit Sign	24.155-158
LED Filament	24.9
LED Flame Lamps	24.19
LED Flood Light	5.9, 5.11, 18.15,18.22-18.25
LED Floodlights	24.24-24.28
LED Fluorescent PL/20	24.21
LED Fluorescent Tubes	24.21
LED G9/JC/G4/G12	24.17
LED Gas Station Lights	24.38
LED Golf Balls	24.6-24.7
LED GU10/MR16	24.4,24.5
LED HID	24.22-24.23
LED High Power	24.13,24.13
LED High-Bay	18.16,18.23-18.25
LED Highbays	24.33-24.35
LED Infrared PAR38	24.15
LED Linear	24.48,24.52
LED Linear Highbays	24.37
LED Low-Bay	18.16,18.23-18.25,23.37
LED Modules	24.14, 24.93,24.94
LED Panels	24.49,24.50
LED PAR	24.15
LED Parking Bay Lights	24.38
LED PLL	24.18
LED Pygmy	24.16
LED R7S	24.17
LED Recessed Office	24.50
LED Reflector lamp	24.8
LED Retro Fit	24.18
LED Smart Lamps	24.19,24.20
LED Street Lights	5.15-5.17, 24.39,24.40
LED Surge Protection	24.135
LED T5 Tubes	24.3
LED T8 Tubes	24.1-24.3
LED T-Bays	24.37
LED Wall Pack	24.43
LED Wall Recessed	24.107
LED Wall Surface	24.10,24.108
LED Wall Washers	24.30
LED Work Lights	17.1-17.4, 24.29
LEDs (Components)	21,3
Legend Plates (22mm)	8,1
Level and Pump Control	1.9-1.10, 2.2 -2.4,18.1
Light (Lux) Meters	1.9-1.10, 19.8
Light Switches	18.8, 18.11, 20.7-20.14, 20.16-20.29, 20.32 - 20.33
Lighting - Automotive	17.1-17.4
Lighting - Ceiling	18.13-18.26
Lighting - Emergency	24.154-159
Lighting - Flood	18.15,18.22-18.25,23.39, 18.15, 23.39, 18.15
Lighting - Garden / Open Area	5.13-5.14
Lighting - Hazardous Areas	18.1-18.26
Lighting - High Bay	18.16,18.23-18.25
Lighting - Mining / Underground	18.13-18.14, 18.18-18.26
Lighting - Solar	5.7-5.17
Lighting - Street Lights	23,38
Lighting - Torches / Flashlights	18,26
Lighting - Vehicle	17.1-17.4, 17.5-17.7, 18,39
Lighting - WorkLighting	17.1-17.4, 18.26
Lighting ccessories	24.134-24.153
Lightning Conductors	10,12
Lightning Protection and Earthing	10.12-10.13
Limit Switches IP67	15.18
Limit Switches	10.13-10.14, 14.4, 18.2
Line Filters (EMI/EMC)	10.15
Line Interactive UPS	10.15
Line Taps	9.7
Linear Celing	24.128
Linear Lights	18.13-18.14,18.19-18.21,18.26,23.37
Liquid Level Control Relay	1.29
Lithium Batteries	3.14, 5.37-5.44
Load Control Relays	1.14, 11.18
Lock Nuts	20.46 , 20.61, 23.12
Lockout Devices	22.4-22.6
Locks - Electric	21.5-21.6
Locks - Padlocks	20.103, 21.5, 22.5
Locks & Hinges - Panels	22.1-22.4
Locomotive light	18.39
LOGO! POWER SUPLLIES	11.27
Loop / PSC Testers	19.9, 19.11-19.12, 19.14
Loop Detectors (Access Control)	26.19
Loud Speakers	16.1-16.4
Low Pressure Solar Water Heating	5.75
Low-Bay Lights	18.16,18.23-18.25
Lubricants & Multifunctional Oils	20.94, 20.98, 20.102
Lugs & Ferrules	19,39, 20.71-20.74
Lugs Brass Bifilar Clamping	20,73
Lux Meter	19,8

M

Magnetic Ballasts	24.151,24.153
Magnetic Beacons	16.6, 16.8,
Magnetic Door Locks & Accessories	26,16
Magnetic Proximity Switch	15,19
Magnetic Switches Security	26.2,26.4, 24.6,26.10, 26.12,
Magnifying Glasses	19,27
Mains filters	10,15
Mains Power Supplies / Adapters	3.11-3.12
Mains Power Supplies / Adapters	3.11-3.12, 26.30, 26.32
Mallets & Hammers	19,33
Manholes	23.33
Manual Call Points	16.6, 18.43
Marina Distribution Terminals / Kiosks	23.30

©ACDC Dynamics

INDEX

CONTENTS	Pages
Marine Bell / Siren	18,14
Marine Bulkhead Light	18,14
Marine LED Navigation Lights	17,13
Mark Sensors	15,47
Masking Tapes	20,102
Maximum Demand meters	11,3
MC4 connectors	5,26
MCB's 13mm	7.13-7.14
MCB's DIN	7.4-7.9 , 7.11-7.14 , 23.13 , 23.14
MCCB's Circuit breakers & Accessories	7.1-7.3 , 7.15-7.21
Measuring Tapes & Equipment	19,27
Measuring Transducers	11,32
Measuring Wheels	1.40
Mechanical Glands	20,61
Mechanical Timers	1,35
Medium Voltage Joints and Terminations	20,83
Megaphones	16,2
Meter Boxes DMC	22.21-22.23-22.25
Meter Boxes Eskom	22,2
Meter Boxes Polyester	22,24
Metering CT's	11,5
Metering Kiosks	22.20-22.24-22.25
Micro Switches	15,17
Microphones	16.4, 26.33
Mini Circuit Breaker	13,11
Mini Rope Motif	24.177-24.178
Mining / Underground Lighting	18.16-18.17
Modified sine wave Inverters	5,47
Modular Change Overs	7,7
Modular limit switches	15,14
Moisture Meter	19,22
Monitors Flat Screen	26,42
Motion Sensor	26.1-26.11
Motion Sensor With Light	5.9, 5.10, 26,12
Motor / Pump Protection Relays	1.29, 6.21-6.25
Motor Control / Starters	6.1-6.17 , 6.18-6.20, 6.21-6.27, 6.28-6.30, 6.31-6.39, 18.34-18.37
Motor Protection Circuit Breakers MPCB	6.33, 6.34
Motor protection Thermal cut-out	13,11
Motor Starting Transformer	3,4
Motorised Changeover Switches	7.43 - 7.46
Motorised Phase Selector Switch	7.43 - 7.46
Motors	6.18-6.20
Mounting Systems - Solar	5.20,-5.25
MOV's	10,11
MPPT Solar Charge controllers	5.49-5.50
Multi/ Extender Plugs	20.1-20.3 , 20.5 - 20.6
Multi-function Timer	1.2, 1.11,1.12, 1.19-1.21, 1.26, 1.36,1.37
Multimeters & Test Instruments	19.1-19.22
Multiple Start Attempt Relay	1.5, 1.19
Multipole Connectors	21.7, 23.34
Multi-Stage Pumps	1,37
Multiway Connectors	20,86
Music Lights	24.166

N

Namur Sensor Relay	1.5, 1.22-1.24, 1.30
Namur inductic Sensors	15.21-15.24-
Navigation Lights	17,13
Network Analysers	11.14-11.17
Network Cabinets	22,29
Network Cable and Connectors	9.24, 20.30
Network Cable Testers	19.20, 19.9
Neutral / Earth Bars	9.1
NH Fuse Disconnectors	7,24
No Power Delay Off Timer	1.1, 1.21, 1.26
Non Contact Voltage Testers	19.2, 19.4, 19.19-19.20
Non Return Valves	2.24
Nut drivers	19.30-19.31, 19.35
Nuts	20.46, 20.55, 20.92
Nylon Bushing	20,6

O

Obstruction Lights Aviation	17.14
Office Poles	20.41
One-Shot Timer	1.3, 1.19
Online UPS	3.20-3.23
Open Channels	24.56,24.57
Optical Level probes	2,4
Opto Coupling Modules	1,48
Opto Sensor Relay	1,24
Organisers	19,64
Ornamental	24.166
Outdoor Lights	24.95-24.120
Outdoor Sockets and Switches	20.14 , 20.15 , 20.28 , 20.33
Over and Under Current Monitor Relay	1.8, 1.14-1.15, 1.30
Over and Under Voltage Monitor Relay	1.7-1.8, 1.14-1.17, 1.18-1.27, 3.26
Overhead Support	20.50 - 20.58
Overload Relays	6,36

P

Padlocks	21.5 , 20.103, 22.5
Panel Fans	26.10 - 26.11
Panel Heaters & Accessories	22.721.1-22.421.13-22.16-22.23-22.25
Panel Locks and Hinges	22.1-22.3-22.13
Panel Meters Analogue	11.1-11.3
Panel Meters Digital	11.7-11.12
PAR Cans	24.80
Passage / Staircase Light Timer	1.12, 1.26
Passive Base	22,23

©ACDC Dynamics

INDEX

CONTENTS	Pages
PCB Terminals	21.2,21.3
PCB Transformers	3.1-3.2
Pedal Bins	25,25
Pendant Stations (Hoist)	14.1-14.2, 18.2
Penetrating oils	20.94 , 20.96 - 20.97
Percentage Timer	1,2
Peripheral Pumps	2,15
Petrol Engine Water Pumps	2,22
PH Testers	19,22
Phase Angle Relays	1.10
Phase Failure and Sequence Relay	1,13
Photoelectric Proximity Sensors +Accessories	15.25-15.30
Picture Lights	24.128
PID temperature controllers	13.1-13.2
Pilot Lights	8.3-8.8, 8.10
Pipe Wrench	19.32,19.34
Pivot Control Relays	1,5
PL Street Lights	24.41
Plant Grow Lights	24.161
Plastic Energy Saving Floodlights	24.32
PLC	11,27
PLC's	11.24-11.27
Pliers	19.32, 19.34
Plug Tops / Adaptors Extension Leads	20.1 - 20.6
Plugs & Socket Car Lighter	21,7
Plugs & Sockets Appliance	20.3 - 20.5, 21.1
Plugs & Sockets Domestic	20.7 - 20.36 , 23.40-23.56
Plugs & Sockets Industrial	18.3-18.12
Plugs and Sockets - Multipole	20.68 - 20.86, 21.7
Plugs and Sockets - TV / Sattelite	20.9 - 20.10 , 20.12 , 20.18 , 20.22 , 20.28 - 20.29
Plugs Ventilation IP68	20,61
Pneumatic Air Preparation	15.1-11
Pneumatic Equipment - FITINGS & CONNECTORS	15,5
Pneumatic Equipment and Solenoid Valves Components	15.2-15.6
Pneumatic Equipment- FITTINGS & CONNESTORS	15,4
Pneumatic Equipment- OTHER ACCESSORIES	15,6
Pneumatic Equipment- ACCESSORIES/SPARES	15,2
Pneumatic Equipment- FITTINGS, CONNECTORS & TUBING	15,6
Pneumatic Equipment- STANDARD CYLINDERS	15,3
POE Switches Managed / Unmanaged / Smart	26,42
Pole Box Enclosure	22,24
Poles	24.102
Polybox enclosure	22,21
Pool / Spa Control Boxes	2,13
Pool / Spa Pumps	2,14
Pool Filters	2,13
Pool Light Transformer	3,6
Pool Lights	24.103-24.105
Pop rivets and Tools	19,36
Pop-up Sockets	20.35 - 20.37
Portable Lighting	24.162-24.163
Portable Floodlights	24.29
Portable Solar Lighting	5.7-5.8
Post Top Lights	5.13, 5.15
Post Tops	24.102
Potentiometers	21,5
Poultry Automation & Control System	11,28
Power Factor Correction & Componants	12.1-12.2, 12.4,12.5
Power Factor Meter	11,1
Power Manager Innovolt	3.24, 10.12
Power Monitoring	1.7-1.8, 1.15-1.18, 13.6,
Power Poles	20,41
Power Quality Analysers	19.6, 19.15
Power Quality Networ Analyser	11,17
Power quality network analyser	11,17
Power Skirting	20.38 - 20.40
Power Supplies for CCTV & Access Control	26.3,26.29,
Power Supplies Regulated / Switchmode	3.8-3.10, 11.25
Power Supplies Unregulated	3.7-3.8
Power Tools	19.50-19.56
Power Transformers	3.3-3.4
PPE	19.57-19.58
Pre paid meter for suubmetering	11,21
Pre-Paid SUB METERINGElectric Meters	11.21-11.22
Pre-Paid Water Meters	11,21
Pressure Switches	2.8, 15.9-15.11
Pressure Tanks and Bladders	2,8
Pressure Transmitters	15,9
Printers - Labels	20.75 - 20.76
Probe Type Level Sensors	2,2
Process Calibrator mA/V/Thermocouples	19.7, 19.21
Process Control 8/11Plug-In Relays	1.4-1.6, 1.23,1.24
Process Gauges	15,8
Process Gauges & Accessories	15,8
Process Meters / Controllers	11.12, 13.2
Profiles	24.89-24.91
Project Boxes	22,28
Projectors	24.170
Proximity Sensors	15.19-53
ProximityDC sensor Tester	15.51
Public address systems	16.2-16.4

©ACDC Dynamics

INDEX

CONTENTS	Pages
Pull Wire Conveyor Trip Switch	15.12, 18.2
Pump & Motor Protection Relay	6.22-6.25
Pump / Borehole Starter Controls	2,1
Pumps & Accessories	2.8-2.25
Pumps Solar	5.73-5.74
Punch Down Tools	19,39
Punches	19.33, 19.41-19.43
Pure Sine Wave Inverters	5.54, 5.55
Push Button Stations	8.9, 18.8, 18.11, 18.34-18.37
Push Buttons / Pilot Lights / Rocker Switches	6.31, 8.2-8.8, 8.10, 18.31, 18.35
Push to Exit Buttons	20,3
PV Connectors	5,26
PV Junction Boxes	5,28
PV Panel Mounting Kits	5,25
PV String / Combiner Boxes	5.27-5.28
Q	
Quick Connectors Flameproof	18,32
Quick Splice Connectors	20,68
R	
Radio Crane controls	14.1, 14.5
Radio trancievers/ Telemetry Systems	11,31
Ready Boards	7.10 , 7.14-21.20,21.22, 22.20-22.22
Rechargeable Batteries	3,14
Recharger Prepaid Meters SUB METERING SINGLE PHASE	11,23
Rectifier Bridge	21.6
Reflective Tape	17.9, 20.102 - 20.103
Reflective Vests	17.9
Reflectors / Traffic Cones	17.8
Refridgeration Controls	13.5, 13.7
Regulated Power Supplies	3.8-3.10
Regulator Heating Element SCR	13,4
Relays and Bases	1.43-1.50
Remote Controls (Security)	26.19-26.21,
Remote Controls for Fans	25,3
Resistive Sensor Controller	1,22
Restart - Earth leakage	23.15 - 23.17
Reversing Alarm for Automotive / Forklift	16,23
Rip-cord	9.21, 27.4
Rivets, and Riveting Tools	19,36
Road Warning lights	17.4, 17.9, 17.10
Robots (Traffic Lights)	16.22, 17.11
Rocker Switches	8,11
Rodent Control	25,25
Rope Accessories	19,44
Rope Lights	24.169-24.170
Rope Pull & Conveyor Safety Switches	15.12, 18.2
Ropes	15.12, 19.65
Rotary Encoders	15.54-58
Rotary Hammer Drills	19.50, 19.52, 19.53
Rotary Paddle Switch	2,4
Routers	27.1
Rulers - Stainless steel	19,27
Running Hour Meter	1.38,1.39, 3.16
Rust Shock / Loosening Spray	20.96 - 20.97
S	
S5N-SERIES M18 Photoelectric Sensors IP67	15.35-15.37
Saddles	20.46 , 20.88
Safety Glasses	19,58
Safety Gloves & Mats - High Voltage	19,16
Safety Light Curtains & Accessories	15,59
Safety Limit Switches	15,18
Safety Locks	22.4-22.6
Safety Rope Break Switches	15,18
Safety Vest Reflective	17,9
Sand Paper & Belts	19,44
Sanding Machine	19,56
School / Factory Timer	1.31,1.32
Schuko Plugs, Sockets & Extensions	20.3 , 20.5
Scope Meter	19,16
SCR Heater Element Controllers	13,4
Screwdrivers	19.19, 19.28-19.32
Screws	20.47 , 20.48 , 20.57 - 20.58 , 20.89 - 20.93
Sealants	20.76 , 20.78 , 20.96 , 20.99 - 20.101
Sealing Strip (Foam)	22,7
Security Beam Detectors	26.8-26,10
Security Cables and Wires	9.24, 26.12, 26.33
Security Cameras & Accessories	20.31, 26.2, 26.39
Security DIY Alarm Systems & Accessories	26.1-26.3, 26.5, 26.5
Security Metal Detectors	26.6, 26.15
Security Motion Detectors	26.1-26.11
Security Network Control Keyboards & DVR's	26.30,26.31,
Security Professional Control Panels	26.7, 26.8
Security Transmitters / Receivers	26.19, 26.20
Security WiFi Alarm Systems & Accessories	26.1-26.3
Selector Switch	8.5,18.35
Semi Automatic Sync Unit	1,3
Sensors	24.137-24.141
Server Cabinet	22.29, 22.30
Sewage Pumps	2.18 , 2.2.-2.21

©ACDC Dynamics

INDEX

CONTENTS	Pages
Shaving Socket Outlets	20.18 , 20.29
Shears / Cable Cutters	19.43-19.44
Shelf Lights	24.73-24.78
Shelving	19.63
Shifting Spanner	19.34
Shower Heads	24.179
Shrouds	20.62 - 20.63
Shunts for DC Meters	11.3
Side Cutter	19.32, 19.34
Siemens-PLC	11.27
Signal Converters / Isolators	1.5, 11.33
Signal Lamps	23.39
Signal Towers LED & Filament	16.14-16.15
Silicon & Sealing Compounds	20.99 - 20.101
Silicon / Caulking Gun	19.33
Siren Electronic (DC)	26.12, 16.23
Siren Hand Operated	16,12
Siren Motor Driven	16.11-16.12, 18.38-18.41
Sleeving	3.5, 20.6
Slip Rings / Ring Collectors	14,4
Slotted Trunking	20,48
Smart Circuit breakers / Electrical Distribution	7.8 - 7.9 , 7.12
Smart Control / Home Automation	1.33,1.34, 20.23 - 20.25 , 20.31, 26.1-26.4, 26.21
Smart Energy Meters	7.8-7.9
Smart Gateway	24.130
Smart IOT Lighting	24.130-24-133
Smart Relay (PLC) Smart Relay GENIE-NX	11,25
Smart Timers / Time switches	1.33 , 20.23 - 20.25 , 20.31
Smart Universal remote	20.23 - 20.25 , 20.31
Smart Voice Controllers	20,31
Smart wifi thermostat	13,1
Smart Wireless Doorbell	26,26
Smart Zigbee System	24.133
SMD Tester	19,7
Smoke / Heat / Gas Detector	16.5, 16.6
Smoke Generator Kit & Accessories	26,12
Soap Dispenser	25,21
Sockets & Plugs - Multipole	20.68 - 20.86, 21.7
Sockets & Plugs - TV / Sattelite	20.9 , 20.10 , 20.12 , 20.18 , 20.22 , 20.28 , 20.29
Sockets & Plugs Appliance	20.3 - 20.5, 21.1
Sockets & Plugs Car Lighter	21,7
Sockets & Plugs Domestic	20.7 - 20.36 , 23.40-23.56
Sockets & Plugs Industrial	18.3-18.12,23.21 - 23.26
Soft Starters	6.16-6.17,
Solar Adhesives	20.99
Solar Battery Chargers	5,19
Solar Beacons	17,12
Solar Cable	5,25
Solar Charge Controllers / Regulators	5.49, 5.50, 5.52, 5.53
Solar DC Power Kits	5.7-8
Solar Differential Temperature Controller	13,6
Solar Flood Lights	5,9
Solar Garden / Area Lighting	5.10, 5.13, 5.14
Solar Installation Tools & Accessories	5,34
Solar Lighting	5.7-5.17
Solar Module Analyser	5,34
Solar Panel Mounting System	5,25
Solar Power Solution (All-In-One Inverter/ Charger)	5.56, 5.57, 5.65
Solar Powered Lanterns & Torches	5.7, 5.8
Solar Pumping Systems	5.73-5.74
Solar PV Installation Safety Tester & Accessories	5,34
Solar PV Panels	5,18
Solar Security Lighting	5,9
Solar Small Systems / Kits	5.1-5.6
Solar Street Lights	5.15-5.17
Solar String Boxes	23.19
Solar Warning Beacons	17.12
Solar Water Heating Systems & Heat Pumps	5.75
Soldering Irons	1.37
Solenoid Valves	2.9, 15.7
Solid State Relays (SSR) / Contactors	1.49-1.51
Solid Trunking	20.48
Solvents / Release Agents / Cleaners	20.96 - 20.98
Sound Level Meter	19.3, 19.8
Sounders Electronic	16.6-16.8, 18.38-18.42
Spanners	19.34, 19.35
Spark Detector	1,3
Speakers / Megaphones / Amplifiers	16.1-16.4
Specialized	24.160,24.161
Specialized Strips	24.92
Speed Humps	17,1
Speed Sensors / Monitors	15,12
Spike Lights	24.98,24.99
Spirit Levels	19.26-19.27
Spiroband	20,6
Split core CT(5A Secondary)	11,6
Split core CT's	11,6
Sprag	20,43
Spring Nuts	20,49
Spring Toggles	20,9
Spring Washers	20,92
Square Capacitive Proximity Sensor	15,31
Stadium FloodLights	24.25-24.31
Stage	24.180
Staircase Timer	1,12
Star Delta Timer	1.3, 1.20, 1.26
Starter Compressor	6,26

©ACDC Dynamics

INDEX

CONTENTS	Pages
Starter Mining	18.34-18.37
Starter Pumps	6.26-6.27
Starters / Reversing starters DOL	6.28-6.30,18.34-18.37
Steel Trunking	20,49
Step Ladder	19,59
Stepping Switches	7.49 - 7.51
Ster-Delta Starter	6.3
Storage Bins & Boxes	19.63 - 19.64
Stove Isolators	20.12 - 20.13 , 20.19 - 20.20 , 20.26 - 20.27, 20.29
Strain Relief Bushings	20,6
Strapping Stainless Steel	20.65 , 20.66
Street Lights	5.15-5.17
Strip Connectors	24.92
Strip Controllers	24.142, 24.143
Strip Light Kits	24.86-24.88
Strip Lights	24.79-24.83
Stripping tools	19.38 - 19.39
Stud Detector	19,2
Submersible Pumps	2.18 , 2.20 -2.22
Suction Lifters	19,33
Summation CT's	11,5
Super Glue	20.100 ,20.101
Supply Monitors	1.7,1.8, 1.13-1.18, 1.27,1.28, 3.26, 13.6
Surface & Corrosion Protection Sprays	20.97
Surge Plug Tops	10.9 , 20.6
Surge Protection Devices	10.1-10.11, 23.19, 20.6
Suspension Systems	20.57 - 20.59
Swimming Pool Control Box	2.13
Swimming Pool Filters	2.13
Swimming Pool Light Transformer	3.6
Swimming Pool Pumps	2.14
Switch Mode Power Supplies	3.8,11.25
Switches	24.135
Switches & Sockets Domestic & Accesories	23.42 - 23.54 , 23.55 - 23.56 , 20.7 - 20.36

CONTENTS	Pages
T	
T8 Fluorescent Office	24.51
Table/ Desk Lamp	24.129
Tachometer	19,8
Tachometer Relay (11 Pin Plug-In)	1.6, 1.23
Tally Counters	1,4
Tankless Water Heaters	25,2
Tape Dispenser	19,33
Tapes	20.77 - 20.78 , 20.102-20.103
Taps (Water)	25.20 - 25.22
Taps and dies	19,47
Technical Sprays	20.7 - 20.98
Telemetry Kits & Systems	2,11
Telephone & Data Accessories	10.4-10.7-10.10 , 20.34
Telephone Ringer Module	16.10,
Telephones & Booths	18,43
Telkom Board Surface Mount	22,19
Temperature Controllers & Indicators	13.1 -13.8 , 13.8
Temperature Probes	13.1, 13.7-13.8 ,13.10
Temperature Relays (Blind 11 Pin)	13,3
Temperature Switches	13.1-13.5 , 21.7 , 13.11 ,
Terminal Blocks	9.1-9.6
Terminal Posts	21,5
Terminals Chassis Mount	21,3
Terminals DIN Rail	9.1-9.8
Terminals PCB	21.2,21.3
Terminations Low and Medium Voltage	20.80 - 20.84
Test Instruments & Multimeters	19.1 - 19.24
Test Leads Clamps	19.9, 21.6
Thermal Circuit Breakers	7.7
Thermal cut-outs	13.11

CONTENTS	Pages
Thermal Dispersion Flow Switches	2.7
Thermal Imaging Camera	19.23 - 19.24
Thermal Overload Relays	6.35-36, 6.39
Thermistor Relay 11 Pin	1.4, 1.24
Thermocouple Calibrator	19.1 - 19.21
Thermocouples	13.10, 19.21
Thermometers	13.9-13.10 , 19.8 ,
Thermostat	13.9, 13.10, 21.7, 22.7, 13.11 , 25.11 , 25.12 , 25 , 25.18 , 25.19
Thread Enlargers / Reducers	18.11, 18.28, 20.61
Thread locking / Sealing	20.100 , 20.101
Threaded Rod	20.49 , 20.55 , 20.87
Tie Down Strapping	19.65
Time Switches	1.31-1.38
Timer Electromechanical / Mechanical	1.37
Timer Pneumatic	6.38
Timers	24-24.141-24.144
Timers Electronic	1.1-1.10, 1.26, 13.6
Toggle Switch	21,4
Tommy Bar	19,33
Tool Boxes & Work Benches	19.59 , 19.61 - 19.62
Tool Cases Equipped	19.28 - 19.30
Tools	19.1 - 19.65
Tools 1000V	19.28, 19.30, 19.32
Torches	24.162, 24.165
Toxic Gas Sensor Ex	18.1
Track Lights	24.70-24.72
Traffic Cones	17.8
Traffic Control Batons	17.1
Traffic Lights	16.22, 17.11
Transfer Switch Automatic (ATS)	5.54, 7.46, 11.35
Transformers	24150
Transformers & Transformer Parts	3.3-3.5
Travel Adaptors	20.2 , 20.3

©ACDC Dynamics

INDEX

CONTENTS	Pages
Trolleys	19,59
Trunking PVC	20.38 - 20.42 , 20.48
Trunking Slotted Grey	20,48
Tuning Fork Level Switch	2,4
Turnstiles	26,15
TV / Sattelite - Plugs and outlets	20.9 , 20.10 , 20.12 , 20.18 , 20.22 , 20.28 , 20.29
Two Way Radios & Accessories	26.27, 26.8
U	
Ultrasonic Car Parking Warning	26,29
Ultrasonic Level Detection	2.6, 18.1
Under Counter	24.55
Underfloor Heating	25,18
Underwater Lights	24.103-24.104
Unequal Repeating Timer	1.1, 1.20, 1.26
Unregulated Power Supplies	3.6
Up/Down Lights	24.119-24.121
UPS	3.20-3.23
Urinal Flusher	25,2
USB Chargers	3.12, 20.7 , 20.8 , 20.10 - 20.13 , 20.21 , 20.22 , 20.26 , 20.30
V	
Vacuum cleaner	19.54, 25.25
Vacuum Contactors	6,31
Valve Boxes	2.9, 22,2
Valve Non-Return	2,24
Vane Oil Pumps	2,12
Vapour Proof	24.44-24-47
Vapour Proof Lights	18.31-18.32, 18.19-18.20,18.26
Variable Bench Power Supplies	3,12
Variable Speed Drives	6.1-6.15
Variac / Variable Transformers	3,7
Vehicle CCTV / Dash Cam & Accessories	26,29
Vehicle Lighting	17.1-17.7
Vehicle Reversing Alarm	16,23
Ventillation Plugs	20,6
Verniers	19,27
Vibrating Level Probe	2,4
Vice Grips	19,34
Video Amplifiers / Baluns / Distributors / HDMI	26,31
Video Entry Phone	26.24-26.6
Voice Sounders	16,8
Voltage & Current relays	1,14
Voltage Converters DC-DC	3,13, 5.3-5.6, 26.3
Voltage Detector Personal Safety	19.17 - 19.18
Voltage Monitors	1.27-1.28
Voltage Protection	3.25-3.26
Voltage Regulators	3.24-26
Voltage testers	19.1 , 19.2 , 19.7
Voltmeter & Ammeter Switch	7,52
Voltmeter / Ammeter	11.2-11.3
W	
Wall / Ceiling	24.55
Wall Boxes & Accessories	23.41 , 20.33
Wall Chaser	19,55
Wall Lights	24.95, 24.114-24.119, 24.121,24.122
Wall Plugs	20.88 - 20.93
Wall Switches	18.8, 18.11, 18.34-18.37, 20.7 - 20.30
Washers	20,92
Water Dispenser / Purifiers / Filters	25,22
Water Heater Tankless	25,2
Water Meter Boxes	22,23
Water Pump Pliers	19,34
Waterproof modular boxes	20.14 , 20.15
Welding Exothermic & Earthing	10,14
Welding Machines and accessories	19.56 - 1958
Wheel Chocks	17,1
Wifi Alarm Systems & Accessories	26.1-3
Wifi reciever	16,1
Wifi Routers	27.1
Wifi Smart Socket	1.33 , 20.23 - 20.25 , 20.31
Wifi Speakers / Audio	16,1
Wifi Thermostat	13.1 , 23.54
Wifi Timer	1.33-1.34
Wifi/Bluetooth based audio	16,1
Wire Mesh Cable Tray	23.31 , 20.49 - 20.53
Wire Nuts	20,68
Wire Strippers	19.38 - 19.39
Wireless Doorbells and Intercoms	26,3
Wireless Switches	20.23 - 20.25 , 20.3 - 20.32
Work Benches	19,59
Work Lights	17.1-17.17.4, 24.164,24.165
Work Site Distribution Boards	23.27-29
Worm Drive Limit Switches	14.4
Wrecking Bar	19.33
Wrench	19.35
X	
Xenon Automotive Light Kits	17,6
Xenon Beacons	16.7, 16.3-16.20, 18.41-18.42
Xenon Tubes	21.3
Xenon Work lights	17.3-17.4

©ACDC Dynamics

LIGHTING INDEX

CONTENTS	Pages
LAMPS	**24.1-24.23**
LED T8 Tubes	24.1-24.3
LED T5 Tubes	24.3
LED GU10/MR16	24.4, 24.5
LED Candle	24.6
LED Golf Balls	24.6
LED A60	24.7
LED High Power	24.7
LED Reflector Type	24.8
LED E27 Downlight	24.8
LED Filament	24.9
LED Décor Lamp	24.10, 24.11
LED Decorative DNA	24.11
LED 2U/3U/4U	24.12
LED Corn	24.12, 24.13
LED Compact	24.13
LED High Power	24.13, 24.14
LED Modules	24.14
LED PAR	24.15
Infrared PAR38	24.15
LED AR111 Lamps	24.16
LED Pygmy	24.16
LED G9/JC/G4/G12	24.17
LED R7S	24.17
LED PLL	24.18
LED Retro Fit	24.18
LED Flame Lamps	24.19
LED Smart Lamps	24.19, 24.20
LED Fluorescent PL/2D	24.21
LED Fluorescent Tubes	24.21
LED Black UV Lamps	24.21
LED HID	24.22-24.23
INDUSTRIAL	**24.24 - 24.48**
LED Floodlights	24.24-24.28
LED Work Lights	24.29
Portable Floodlights	24.29
Billboard Floodlights	24.30
LED Wall Washers	24.30
HID High Mast Floodlights	24.31
Stadium HID Floodlights	24.31
HID Floodlights	24.31
Empty Floodlights	24.32
Plastic Energy Saving Floodlights	24.32
LED Highbays	24.33-24.35
HID Highbays	24.36
Empty Highbays	24.36
LED Linear Highbays	24.37
LED T-Bays	24.37
HID Lowbays	24.37
LED Gas Station Lights	24.38
LED Parking Bay Lights	24.38
LED Street Lights Retrofit Lamp	24.39
LED Street Lights	24.39, 24.40
HID Street Lights	24.41
PL Street Lights	24.41
Empty Street Light	24.41
LED Bulkheads	24.42
LED Bulkheads Retrofit Kits	24.42
LED Low Profile Bulkhead	24.42
HID Bulkheads	24.43
LED Wall Pack	24.43
Empty Industrial Bulkheads	24.43
Vapour Proof	24.44-24.47
LED Linear Lights	24.47, 24.48
COMMERCIAL	**24.49-24-94**
LED Panels	24.49, 24.50
LED Recessed Office	24.50
LED Surface Office	24.51
T8 Recessed Office Fluorescent	24.51
LED Linear	24.52, 24.54
LED Batten	24.54
Wall / Ceiling	24.55
Under Counter	24.55
Open Channels	24.56,24.57
Down Lights	24.58-24.66
Down Light Fittings	24.67-24.69
Track Lights	24.70-24.72
Cabinet Lights	24.72-24.76
DC Lights	24.77, 24.78
Strip Lights	24.79-24.83
Neon Motif	24.84, 24.85
Strip Light Kits	24.86-24.88
Hexagon LED Tiles	24.86
Profiles	24.89-24.91
Specialized Strips	24.92
Strip Connectors	24.92
LED Modules	24.93, 24.94
Edge Lit Light Box Strip	24.94
Back Lit Light Box	24.94
OUTDOOR	**24.95-24.120**
Floor Lights	24.95
Wall Lights	24.95
Deck Lights	24.96
Inground Lights	24.97
Spike Lights	24.98, 24.99
Bollards	24.100, 24.101
Post Tops	24.102
Poles	24.102
Underwater Lights	24.103
Pool Lights	24.103-24.105
Foot Lights	24.106
LED Wall Recessed	24.107
LED Wall Surface	24.107, 24.108
Bulkheads	24.109-24.114
Wall Lights	24.114-24.118
Up/Down Lights	24.119-24.120
INDOOR	**24.121-24.129**
Up/Down Lights	24.121
Wall Lights	24.121, 24.122
Ceiling Lights	24.123-24.125
Ceiling Spot Lights	24.125-24.127
Picture Lights	24.127-24.128
Linear Ceiling	24.128
Table/ Desk Lamp	24.129
SMART IOT LIGHTING	**24.130-24-133**
Smart LED Downlight	24.130
Smart Gateway	24.130
Smart LED Strip Controller	24.130
Smart LED Strip Kits	24.131
Smart Neon Strip	24.132
Smart Fairy Lights	24.132
Smart Belt Lights	24.132
Smart Zigbee System	24.133
ACCESSORIES	**24.134-24.153**
Decorative Cord	24.134
Decorative Accessories	24.134
Switches	24.135
LED Surge Protection	24.135
Lamp Holders	24.135-24.137
Sensors	24.137-24.141
Strip Controllers	24.142, 24.143
Dimmers	24.144
Timers	24.144
DMX Controllers	24.145
Constant Voltage Drivers	24.145-24.147
Constant Current Drivers	24.148-24.149
Low Voltage ELC Transformers	24.149
Dimmable Electronic Transformer	24.149
Electronic Ballasts	24.150-24.152
Magnetic Ballasts	24.151, 24.153
Low voltage Magnetic Transformers	24.153
Ignitors	24.151, 24.153
EMERGENCY	**24.154 - 24.159**
Emergency Kits	24.154
Emergency Lights	24.155-24.159
SPECIALIZED	**24.160,24.161**
Chicken Farming Lights	24.160
UV Disinfection Lamp	24.160
Plant Grow Lights	24.161
PORTABLE	**24.162-24.165**
Torches	24.162
Headlamps	24.163
Bicycle Lights	24.163
Camping Lights	24.163
Work Lights	24.164, 24.165
ORNAMENTAL	**24.166**
Music Lights	24.166
Colour Changing	24.166
FESTIVE	**24.167-24.177**
Belt Lights	24.167
Rope Lights	24.168-24.169
Laser Projectors	24.169
LED String Lights	27.170
Curtain Lights	24.170-24.173
3D Motif	24.174-24.175
Mini Rope Motif	24.175-24.177
DISPLAY	**24.178**
LED Displays	24.78
Shower Heads	24.78
STAGE	**24.179**
Laser Lights	24.179
PAR Cans	24.179

©ACDC Dynamics